

Levels of persistent organic pollutants (POPs) in the Antarctic atmosphere over time (1980 to 2021) and estimation of their atmospheric half-lives.

Thais Luarte^{1,2,3}, Victoria A. Gómez^{2,3}, Ignacio Poblete-Castro⁴, Eduardo Castro-Nallar^{3,5,6}, Nicolas Hunneus^{3,7,8}, Marco
5 Molina-Montenegro^{3,9}, Claudia Egas⁶, Germán Azcune¹⁰, Andrés Pérez-Parada¹⁰, Rainier Lohmann¹¹, Pernilla Bohlin-
Nizzetto¹², Jordi Dachs¹³, Susan Bengtson-Nash¹⁴, Gustavo Chiang¹⁵, Karla Pozo^{16,17}, Cristobal J. Galbán-Malagón^{2,3,18}.

¹Programa de Doctorado en Medicina de la Conservación, Facultad Ciencias de La Vida, Universidad Andrés Bello, Santiago, 8370251, Chile

10 ²GEMA, Center for Genomics, Ecology & Environment, Universidad Mayor, Camino La Pirámide, 5750 Huechuraba, Santiago, 8580745, Chile

³Anillo en Ciencia y Tecnología Antártica POLARIX

⁴Biosystems Engineering Laboratory, Department of Chemical and Bioprocess Engineering, Universidad de Santiago de Chile (USACH), Santiago, Chile

15 ⁵Departamento de Microbiología, Facultad de Ciencias de la Salud, Universidad de Talca, Campus Talca, Av. Lircay s/n, Talca, 3460000, Chile

⁶Centro de Ecología Integrativa, Universidad de Talca, Campus Talca, Av. Lircay s/n, Talca, 3460000, Chile

⁷Center for Climate and Resilience Research (CR)², Santiago, 8370415, Chile

⁸Department of Geophysics, Faculty of Physical and Mathematical Sciences, University of Chile, Santiago, 8370456, Chile

20 ⁹Centro de Estudios Avanzados en Zonas Áridas (CEAZA), Facultad de Ciencias del Mar, Univ. Católica del Norte, Larrondo 1281, Coquimbo, Chile

¹⁰Departamento de Desarrollo Tecnológico – DDT, Centro Universitario Regional del Este (CURE), Universidad de la República, Ruta 9 y Ruta 15, Rocha, 27000, Uruguay

¹¹Graduate School of Oceanography, University of Rhode Island, Narragansett, Rhode Island, 02882, USA

25 ¹²NILU – Norwegian Institute for Air Research, P. O. Box 100, Kjeller, 2027, Norway

¹³Department of Environmental Chemistry, IDAEA-CSIC, c/Jordi Girona 18-26, Barcelona, Catalunya 08034, Spain

¹⁴Southern Ocean Persistent Organic Pollutants Program, Centre for Planetary Health and Food Security, School of Environment and Science, Griffith University, Nathan, QLD, 4111, Australia

30 ¹⁵Center for Sustainable Research & Department of Ecology and Biodiversity, Faculty of Life Sciences, Universidad Andres Bello, Santiago, 8370251, Chile

¹⁶Facultad de Ingeniería y Tecnología, Universidad San Sebastián, Lientur 1457, Concepción, Chile

¹⁷RECETOX, Faculty of Science, Masaryk University, Kotlarska 2, Brno, Czech Republic

¹⁸Institute of Environment, Florida International University, University Park, Miami, FL 33199, USA

Correspondence to: Thais Luarte (thaisluarte@gmail.com) & Cristobal J. Galbán-Malagón (cristobal.galban@umayor.cl)

35

Abstract

Persistent organic pollutants (POPs) are synthetic compounds that were intentionally produced in large quantities and have been distributed in the global environment, originating a threat due to their persistence, bioaccumulative potential and toxicity. POPs reach the Antarctic continent through long-range atmospheric transport. In these areas low temperatures play a significant role in the environmental fate of POPs, retaining them for a long-time due to cold trapping by diffusion and wet deposition, acting as net sink for many POPs. However, in the current context of climate change, remobilization of POPs trapped for decades in water, ice, and soil, is happening. Therefore, continuous monitoring of POPs in polar air is necessary to assess whether there is a recent re-release of historical pollutants back to the environment. We reviewed the scientific literature on atmospheric levels of several POPs families (polychlorinated biphenyls PCBs, hexachlorobenzene HCB, hexachlorocyclohexanes HCHs, and DDT) from 1980 to 2021. We estimated the atmospheric half-live using characteristic decreasing times (TD). We observed that HCB levels in the Antarctic atmosphere were higher than the other target OCs, but HCB also displayed higher fluctuations and did not show a significant decrease over time. Conversely, the atmospheric levels of HCHs, and some,DDTs, and PCBs have decreased significantly. The estimated atmospheric half-lives for POPs decreased in the following order: 4,4' DDE (13.5 years) > 4,4' DDD (12.8 years) > 4,4' DDT (7.4 years) > 2,4' DDE (6.4 years) > 2,4' DDT (6.3 years) > α -HCH (6 years) > HCB (6 years) > γ -HCH (4.2 years), while for PCB congeners they decreased in the following order: PCB 153 (7.6 years) > PCB 138 (6.5 years) > PCB 101 (4.7 years) > PCB 180 (4.6 years) > PCB 28 (4 years) > PCB 52 (3.7 years) > PCB 118 (3.6 years). For HCH isomers and PCBs, the Stockholm Convention ban on POPs did have an impact on decreasing their levels during the last decades. Nevertheless, their ubiquity in the Antarctic atmosphere shows the problematic issues related to highly persistent synthetic chemicals.

55

1 Introduction

Persistent Organic Pollutants (POPs) are a group of toxic chemicals primarily produced and used by the agricultural, industrial, and household applications during the third industrial revolution (Safe, 1994; Qiu et al., 2004; Jayaraj et al., 2016).
60 In the last three decades, studies have reported that POPs levels have soared in the environment worldwide, as these chemicals are highly stable and resistant to degradation (Pennington, 2001). This persistence and their hydrophobicity result in POPs bioaccumulation within organisms and biomagnification along food webs (Hop et al., 2002; Fisk et al., 2001a; 2001b; Borga and Di Guardo, 2005), where they may elicit toxic effects, such as endocrine disruption, threatening the health of both wildlife and humans (Brown et al., 2014; Bourgeon et al., 2012). Given their detrimental effects, 35 substances POPs are currently
65 regulated internationally by the Stockholm Convention (SC), which seeks to reduce and eliminate POPs production and use (UNECE, 1998; UNEP, 2006). However, despite regulatory action among SC signatory nations, considerable levels of POPs are still detected in water, atmosphere, biota, and sediments worldwide due to their persistence, potential for long range transport, as well as their current emission sources (e.g., Vergara et al., 2019; Vasseghian et al., 2021; Avila et al., 2021; Die et al., 2021; García-Cegarra et al., 2021). Of utmost concern, these toxic pollutants are present in the environmental
70 compartments of regions far from emission sources that have previously been considered pristine areas, including polar regions (Galbán-Malagón et al., 2013a; 2013b; 2013c; Pozo et al., 2017; Wu et al., 2020; Azcune et al., 2022; Xie et al., 2022).

The Antarctic continent is the most remote region from primary sources of POPs (Von Waldow et al., 2010). POPs reach Antarctica mainly through long-range atmospheric transport (LRAT), which generally occurs by the process known as "grasshopping", consisting of successive atmospheric volatilizations and depositions (Blais et al., 2007; Brown and Wania,
75 2008; Bengtson-Nash, 2011; Jurado and Dachs, 2008). Ocean currents also contribute to their transport processes, albeit at longer timescales since the Antarctic Circumpolar Current acts as a barrier limiting oceanic transport of POPs to the Antarctic continent (Bengtson-Nash et al., 2010). The "barrier theory" has been questioned by Lozoya et al. (2022) for the South Shetland Islands, where the current experiences topographical forcing through the Drake Passage. Finally, another minor transport process is biological, mediated by migratory biota (Braune et al., 2005; Wild et al., 2022). In addition, there may be local
80 sources of POPs, such as research stations and tourist hotspots, that can contribute to detectable and sometimes elevated concentrations of POPs. For example, PCBs have been reported in the vicinity of such local sources (Larsson et al., 1992; Risebrough et al. 1990; Hale et al., 2008). The low temperatures of Antarctica play an important role in the environmental fate of POPs, repressing re-volatilization processes and favoring cold trapping (Wania and Mackay, 1996, Casal et al. 2019), limiting any potential degradation, and enhancing bioaccumulation. In this context, several studies show that polar regions act
85 as a net sink for many POPs; Antarctica is a vast continent covered in ice surrounded by the southern ocean, hence chemicals deposited through LRAT will first deposit in these compartments (Mackay and Wania, 1995; Kallenborn et al., 1998; Dickhut et al., 2005; Giogia et al., 2008; Cincinelli et al., 2009; Baek et al., 2011; Cabrerizo et al., 2017; Galbán-Malagón et al., 2012,

2013a, 2013c; Montone et al., 2013). For example, there is evidence supporting oceanic sequestration by the biological pump during blooms burying these compounds on the seafloor (Galbán-Malagón et al., 2013a, 2013c) or by biodegradation due to the microbial loop (Galbán-Malagón et al., 2013d). In the context of rapid climate change experienced in polar regions, the remobilization of POPs previously trapped for decades in water, ice, and soil is expected (Nizzetto et al., 2010; Ma et al., 2011; Cabrerizo et al., 2013). The re-emission of POPs to the environment will affect global efforts to moderate human and environmental exposure to these toxic compounds (Bigot et al., 2016), therefore, continuous monitoring of POPs levels in polar abiotic matrices is necessary to assess to what extent such re-emissions to the atmosphere occur.

The detection of chemicals in remote regions serves as direct empirical evidence of a compound's persistence and potential for long-term environmental transport (Bengston-Nash et al., 2017). POPs were first reported in Antarctic biota in the 1960s (Sladen et al., 1966; Tatton and Ruzicka, 1967), sparking interest in studying the transport, fate, and levels present in different environmental compartments. Through the collation of decades of coordinated monitoring data of POPs in the Arctic atmosphere, studies have explored the fate, sources, and long-range transport of POPs in the Northern Hemisphere (Hung et al., 2010, 2016; Wu et al., 2010, 2011). A general downward trend of many airborne POPs has been demonstrated in the Arctic (Hung et al., 2010, 2016; Kong et al., 2014). However, continuous and consistent atmospheric measurements on POPs in Antarctica are limited, due to the remote geographical location and complex climatic conditions of this continent, which put logistical constraints on any monitoring programme. These knowledge gaps make it difficult to understand the fundamental patterns of POPs in this area (Bengston-Nash, 2011), as well as to facilitate systematic comparison with studies conducted in the Arctic.

This paper presents the first systematic review of the most reported POPs in the Antarctic atmosphere, allowing to summarize the data collected by the different studies and compare the concentrations recorded over the years and at the different sampling sites. Such compilation allows to identify temporal trends and calculate the atmospheric half-lives of the predominant POPs being monitored to provide insights into expected impacts of environmental remobilization under changing Antarctic conditions.

2 Methods

2.1 Compilation of bibliographical data

We reviewed all published studies on atmospheric levels of the most reported POP families in the Antarctic atmosphere (polychlorinated biphenyls (PCBs), hexachlorobenzene (HCB), hexachlorocyclohexane (HCH) and

dichlorodiphenyltrichloroethane (DDT) and its degradation products) from 1980 to 2021. An exhaustive search was performed in the Web of Science and Scopus databases using the words "Persistent Organic Pollutants", "atmospheric" and "Antarctica", including only articles written in English; excluding from the analysis references that do not refer to a good quality assurance and quality control measures. Thus, studies not reporting information about blank samples, limits of detection, limits of quantification, and/or instrumental detection limits, and referring to previous works reporting the quality criteria used were not included in the present study. This is important because the reported concentrations are at very low levels and to avoid bias it is necessary to be sure about the quality measures of sample collection and analysis. A total of 34 publications were found, from which we retrieved data on the levels reported, the year in which the samples were collected, and the sampling sites (Table 1, 2 and 3). We worked exclusively with the levels of the target compounds in the gas phase, obtained from active and passive sampling. Furthermore, compounds scarcely reported in the Antarctic atmosphere, such as polybrominated diphenyl ethers (PBDEs), Polycyclic aromatic hydrocarbons (PAHs), per- and poly-fluoroalkyl substances (PFASs), were excluded.

2.2 Statistical analysis

To evaluate the differences between the levels, present in West Antarctica and East Antarctica, a non-parametric U-Mann Whitney variance analysis was conducted. To estimate the trend in the change of concentrations, a linear regression was performed between the natural logarithm of the concentrations for each year studied. Finally, a Generalized Linear Model (GLM) was performed to elucidate whether the variability in the atmospheric POP levels reviewed is due to the different types of sampling used by the different studies (active or passive sampling) or the time variable. All the analyses were performed using the R statistical software. (R Core Team, 2022).

2.3 Estimation of characteristic decreasing times (T_D)

Atmospheric half-lives were estimated by deriving the e-folding or characteristic decreasing times (T_D), following the methodology of Galbán-Malagón et al. (2013a). The half-life is defined as the time needed to decrease the atmospheric concentration by 35% (e^{-1}) of its initial concentration, which is given by $0.69 T_D$. First, only the studies that reported all the values recorded for each sample were used (Table S1 and S2). These studies were ordered by year of sampling, and their respective T_D was calculated by least squares adjusting the concentrations to Eq. (1):

$$\ln C_{Atm} = -k_d t + b \quad (1)$$

Where k_d is the inverse of the e-folding time T_D (in years), t is the time in years and b is the independent term. T_D was
150 not calculated for β -HCH, due to the limited data available.

3 Results and Discussion

3.1 Organochlorine Pesticides (OCPs)

155 OCPs represent most of the POPs listed in the Stockholm Convention. These organic compounds have been widely
produced and commercialized since the 1950s for agricultural use and vector control (UNECE, 1998; UNEP, 2006). The
application of technical HCH in agriculture has been banned since the early 1980s, while DDT, Lindane (γ -HCH), and HCB
were banned in the 1990s (UNECE, 1998; UNEP, 2001). OCPs were first reported in Antarctic marine biota in the late 60's
by Sladen et al. (1966) and Taton & Ruzicka (1967). To date, their levels in different environmental compartments continue
160 to be reported (e.g., Vergara et al., 2019; Wu et al., 2020; Krasnobaev et al., 2020; Xie et al., 2022).

3.1.1 Atmospheric levels of organochlorine pesticides (OCPs)

In the Arctic atmosphere, HCB concentrations are the highest of any OCPs (De March et al., 1998). Similarly,
165 atmospheric concentrations of HCB reported from the Antarctic have been observed to be higher than the other target OCPs
(Table 1 and 2), being the most frequently detected and abundant POP in the Antarctic atmosphere (Kallenborn et al., 2013;
Wang et al., 2018; Hao et al., 2019; Wu et al., 2020). Temporal patterns of atmospheric HCB concentrations in the Antarctic
show significant inter-annual fluctuations with low but significant decreasing trend ($p < 0.001$, See table 1), with a higher
variability over time specially in the last decade (Fig. 1A). A clear decrease in concentrations is shown until about 2010,
170 thereafter a large variability of data is shown where the trend seems to be changing, however there is a lack of sufficient data
to be able to confirm this trend. The maximum values were reported by Hao et al. (2019), during the 2012-2018 sampling
period on King George Island (Table 1). Such increases in HCB gaseous levels could be mainly associated with re-emission
from environmental surfaces (water, soil, and snow) shifting from a reservoir to a secondary source of this compound on the
Antarctic continent. HCB is the most persistent OCPs chemical assessed here, as suggested before (Galbán-Malagón et al.

175 2013). In addition, there may still be an important influence of transport from current primary sources (i.e., combustion and thermal processes) on a global scale and unintentional formation during thermal processing or combustion of chlorine-containing materials (Barber et al., 2005). The trend shown in Fig 1A points that concentrations of HCB in the Antarctic atmosphere may be regionally dependent, and maybe highly in pace to the climate/environmental change processes occurring in different Antarctic regions.

180 The reported atmospheric concentrations of Σ HCHs in Antarctica from 1980-2019 show a decreasing trend over time (Table 1; Fig. 1 B and C), with significant differences in inter-annual levels ($P < 0.05$). The maximum concentration of HCHs was 170 pg/m^3 , reported in 1980-1982 (Tanabe et al., 1982; 1983), and progressively lower concentrations reaching values under detection levels and below 1 pg/m^3 are reported from 2003 to 2019 (Gambaro et al., 2005; Cincinelli et al., 2009; Baek et al., 2011; Galbán-Malagón et al., 2013b; Kallenborn et al., 2013; Pozo et al., 2017; Cabrerizo et al., 2017; Wu et al., 2020; 185 Bigot et al., 2016; Hao et al., 2019). The γ -HCH isomer was found at high concentrations in Antarctica between 1989 and 1990, with a maximum atmospheric concentration of 118 pg/m^3 in 1988 at Ross Island, by Larson et al. (1992) (Fig. 1C, Table S1). Decreasing concentrations are then reported for γ -HCH in 2000, which is unsurprising if fresh sources have been removed, given the lower volatility and higher water solubility of this isomer. On the other hand, the α -HCH isomer, is found to increase since 2006 (Baek et al., 2011; Galbán-Malagón et al., 2013b; Hao et al., 2019), compared to the concentrations recorded during 190 2001-2004 by Dickhut et al. (2005) and Cincinelli et al. (2009).

Published studies reporting gaseous levels for DDT and their isomers from 1988-2021 were lower than the rest of the target OCPs, and like HCHs, the DDTs showed a decreasing trend over the years (Table 2, Fig. 2), with significant inter-annual differences ($p < 0.05$) for compounds 4,4'-DDT, 4,4'-DDE, 2,4'-DDT and 2,2'-DDE, and non-significant annual differences ($p > 0.05$) for compounds 4,4'-DDD and 2,4'-DDD.

195 To date, atmospheric concentrations of HCB, α -HCH, β -HCH, γ -HCH, 2,4'-DDTs, 4,4'-DDTs, and 2,4'DDD isomers have been studied over much of the Antarctic continent, both in West Antarctica (Kallenborn et al., 1998; Montone et al., 2005; Dickhut et al., 2005; Baek et al., 2011; Galbán-Malagón et al., 2013c; Khairy et al., 2016; Hao et al., 2019), and in East Antarctica (Tanabe et al., 1982, 1983; Lakaschus et al., 2002; Larsson et al., 1992; Jantunen et al., 2004; Bidleman et al., 1993; Gambaro et al., 2005; Cincinelli et al., 2009; Kallenborn et al., 2013; Pozo et al., 2017; Cabrerizo et al., 2017; Wu et al., 2020; 200 Bigot et al., 2016). The detected concentrations of HCB, α -HCH, and 4,4'-DDT indicate significant spatial differences ($P < 0.05$), with higher atmospheric concentrations in West Antarctica than in East Antarctica (Table S.4). The γ -HCH, and 2,4'-DDT isomers did not show spatial differences between the two zones ($P > 0.05$) (Table S.4), but the usage of this compounds decreased in a similar way from 1990 to 2000 (Vijgen, 2006). This can be explained by two causes together, the first is the greater proximity of South America to the Antarctic Peninsula. The proximity itself has to do with the possibility of 205 transport of these compounds from southern South America where it is suggested that air samples influenced by the continent are capable of transporting pollutants from South America to Antarctica (Dickhut et al., 2005) such as Heptachlor epoxide.

However, when looking to usage reported in South America compared to Africa (Li, 1999). Thus, this could influence the abundance of α -HCH in the western Antarctic area. Examining previous information for both HCB and 4,4'-DDT there is not a great deal of information about the use of these compounds in areas near Antarctica but the proximity to South America could explain these variations in conjunction with the paucity of data in Eastern Antarctica. On the other hand, the U-Mann Whitney variance analysis was not performed for the β -HCH and 2,4'-DDD isomers, because all levels reported in East Antarctica were below the detection limit. In addition, the results of the Generalized Linear Model indicate that the variability of atmospheric OCPs is mainly due to the year variable, with no significant differences ($p > 0.05$) between the atmospheric levels obtained from active and passive sampling (see Table S.5).

215 3.1.2. Atmospheric half-lives of organochlorine pesticides (OCPs)

The half-life was estimated for all OCP compounds with significant inter-annual differences ($p < 0.05$ or lower). The estimated half-lives decreased in the following order trend decreased in the following order: 4,4'-DDT (17.2 years) > 2,4'-DDT (14.4 years) > α -HCH (14.3 years) > HCB (14.0 years) > γ -HCH (10.1 years) (more details are given in Table 4). The higher atmospheric half-life values estimated in this study for DDTs isomers, compared to the values estimated for HCHs and HCB might be related to the years in which these compounds were banned, since DDTs were banned approximately 10 years after HCHs isomers. It may also be due to continuous production and use of DDTs in some parts of the world due to exemptions to the Stockholm Convention. The estimated values are higher than the atmospheric half-lives reported by other authors, such as Atkinson (1986); Howard (1991); Mortimer & Connel (1995); and Kelly et al. (1994), whose estimated and published values do not exceed one year. However, the methodologies employed differ from the one used in the present study, where Atkinson (1986); Howard (1991); and Mortimer & Connel (1995), were based on rate constant of gas-phase reaction with OH radical for trichlorobiphenyls, while Kelly et al. (1994), were based on atmospheric transformation lifetime. On the other hand, if we compare studies with similar methodology, the study by Venier & Hites (2010) in Great Lakes shows that the half-life estimates for α -HCH and γ -HCH are in a similar range to our estimates, while the one obtained for 4,4'-DDT is slightly lower. (Fig 4a) Likewise, according to the half-life estimates by Wong et al. (2021), HCB shows higher values than those reported by us, but they report similar values than ours for α -HCH, γ -HCH, 2,4'-DDT and 4,4'-DDT (Fig. 4a).

Polar areas are often considered to be a net sink for POPs. Studies have documented that α -HCH and γ -HCH exchanges preferentially from air to water, with this diffusion being the predominant atmospheric deposition mechanism (Galbán-Malagón et al., 2013a,c; Dickhut et al., 2005; Cincinelli et al., 2009; Jantunen et al., 2004; Lohmann et al., 2009; Xie et al., 2011; Zhang et al., 2012; Huang et al., 2013). Once deposited onto surface waters, they are susceptible to sequestration by the biological pump (Galbán-Malagón et al., 2013a,c), as well as to degradation driven by hydrolysis and biodegradation to a minor extent (Harner et al., 2000; Helm et al., 2002; Galbán-Malagón et al., 2013c). These processes minimize the

240 opportunity for re-entry to the atmosphere through volatilization. The lower half-lives values for HCHs may be related to their lower Henry's law constant when compared to other POPs. On the contrary, to our knowledge, no degradation processes have been documented for HCB in surface water and furthermore, conditions close to air-water equilibrium have been reported for this compound (Cincinelli et al., 2009; Galbán-Malagón et al., 2013c). Similarly, DDTs are more hydrophobic with much higher K_{OW} values than HCHs (Table S3), so they are rapidly removed from seawater as particles sink (Lohmann et al., 2007). Thus, it is possible that the high half-lives estimated for DDTs and their metabolites DDD and DDE may be due to unknown current primary and secondary sources (Voldner and Li, 1995; Channa et al., 2012, Li et al., 2020).

245

3.2 Polychlorinated Biphenyls (PCBs)

250 Like OCPs, polychlorinated biphenyls (PCBs) were among the first groups of POPs to be listed under the Stockholm Convention and are characterized by their high chemical stability. Prior to their regulatory control in the 1970s, commercial mixtures of PCBs were widely used in many industrial applications, such as fluids in transformers and capacitors, hydraulic fluids, lubricating oils, and as additives in pesticides, inks and paints, flame retardants, plasticizers, sealants for wood and cement surfaces, among others (Kennish, 1997; FAO/UNEP 1992).

255 PCBs were first reported in Antarctica in the 1960s and 1970s (Risebrough et al., 1968, 1976), and since then, numerous studies have reported their levels in air, water, sediments, snow, and biota on the Antarctic continent (e.g., Kallenborn et al., 1998; Fuoco et al., 1995; Gupta et al., 1996; Weber et al., 2003; Kim et al., 2015). Here, we selected 7 indicator PCB congeners (28, 52, 101, 118, 138, 153 and 180) considering that they are the most reported PCB congeners worldwide, including Antarctica.

3.2.1 Atmospheric levels of polychlorinated biphenyls (PCBs)

260

The atmospheric concentrations of Σ_7 PCBs reported by the reviewed studies were below those of the target OCPs (Table 3). Overall, the levels of Σ_7 PCBs reported from 1980 to 2021 showed a decreasing trend over time (Table 3 and 4, Fig. 3), with significant differences in their levels ($p < 0.05$). Congeners 28 and 52 recorded the highest concentrations on King George Island, with values of 69.9 pg/m^3 in 1995, and 33.2 pg/m^3 in 1996, reported by Montone et al. (2005; 2003) (Fig. 3 A and B, Table S2). In contrast, the lowest concentrations of all target PCBs were reported for congener 180, ranging from not detected (n.d) to 3.4 pg/m^3 (Fig. 3G, Table S2).

Like OCPs, atmospheric concentrations of the seven PCB congeners have been reported over most of the Antarctic zone, covering the West Antarctic zone (Montone et al., 2003; 2005; Kallenborn et al., 1998; Baek et al., 2011; Galbán-Malagón et al., 2013c; Li et al., 2012; Khairy et al., 2016; Wang et al., 2017; Hao et al., 2019; Wu et al., 2020) and eastern
270 Antarctica (Larson et al., 1992; Gambaro et al., 2005; Kallenborn et al., 2013; Pozo et al., 2017; Cabrerizo et al., 2017). Significant spatial differences ($p < 0.05$) were observed in the atmospheric concentrations of congeners 28, 52, 101 and 138, with higher concentrations in West Antarctica than East Antarctica, while there was no significant difference among sites for congeners 101, 118 and 153 ($p > 0.05$). These differences are consistent with the different atmospheric patterns over the Antarctic peninsula regions, with entrance of air-masses from the north, and more permanent wet deposition events by snow
275 and rain, increasing the regional concentrations of POPs (Casal et al. 2019, Casas et al. 2021). On the other hand, it is essential to highlight that the variability of PCBs reported in this study is substantially due to the time variable ($p < 0.05$), with no significant differences ($p > 0.05$) between the atmospheric levels of PCBs obtained from active and passive sampling (see Table S.5).

280 3.2.2. Atmospheric half-lives of polychlorinated biphenyls (PCBs)

The estimated atmospheric half-lives for target PCBs decreased in the following order: PCB 153 (7.6 years) > PCB 138 (6.5 years) > PCB 101 (4.7 years) > PCB 180 (4.6 years) > PCB 28 (3.9 years) > PCB 52 (3.7 years) > PCB 118 (3.6 years) (Table 4). The estimated half-lives were directly proportional to the congener's Henry's law constant (HLC) values.
285 (Table S3). Studies by Atkinson (1986) and Sinkkonen & Paasivirta (2000) reported half-lives lower than those estimated in the present work, where none of the estimated half-lives for these compounds exceeded 1 year. However, the methodology of both studies differs from that of the present study, calculating the half-lives of the compounds by means of the rate constant of gas-phase reaction with the OH. Regarding studies using a similar methodology, the atmospheric half-lives estimated by Venier & Hites (2010) in the Great Lakes (United States and Canada) and by Wong et al. (2021) in the Arctic were higher relative to
290 our results for PCBs 28, 52, 101 and 118. They were in a similar range for PCBs 138, 153 and 180 (Fig. 4b).

Studies have documented that the biological pump is highly efficient for PCBs with high hydrophobicity, i.e., high K_{ow} values (Table S3) (Dachs et al., 2002, Galbán-Malagón et al., 2012; Galbán-Malagón et al., 2013a), thus reducing their revolatilization. The estimated atmospheric half-lives, however, do not reflect lower values for the compounds with higher K_{ow} (e.g. PCB 138, 153 and 180), so other factors may be influencing the high estimated half-lives of the more hydrophobic
295 PCBs. One of these factors could be the presence of local sources of certain PCB congeners, since it has been reported that near the research stations higher PCB concentrations are monitored, compared to sites farther away from these stations, specifically PCB congeners 28, 52, 56 and 101 (Li et al., 2012b; Montone et al., 2003). Furthermore, remobilization of PCBs

stored in soils and ice (Cabrerizo et al. 2013, Casal et al. 2019) could be another factor modulating the surface, and thus atmospheric, concentrations of POPs.

300

3.3 Influence of global climate change on the dynamics of persistent organic pollutants (POPs) in the Antarctic continent.

Over the past decades, global climate changes and the effects of increasing temperatures have been observed in the northern and southern hemispheres (Hung et al., 2022). Increases in ambient temperature can influence physical and chemical processes and ecosystem changes. For example, it has been reported that increasing ambient temperature will affect the dynamics and exchange of POPs between different environmental matrices. Some studies have exposed the relationship between climate change and POPs concentrations (Vorkamp et al., 2022; Potapowicz et al., 2018), describing that POPs are temporarily stored in sediments/soils and can be released into the environment with thawing permafrost (Potapowicz et al., 2018) and that an increase in POPs availability following iceberg calving (NIC, 2014) or increased soil remobilization by up to 45% (Cabrerizo et al., 2013). In addition, several studies show that seawater, snow, and presumably Antarctic soil are becoming critical secondary sources for POP remobilization (Cabrerizo et al., 2012, 2013; Klanová et al., 2008; Casal et al., 2019).

On the other hand, the mean annual air temperature along the western Antarctic Peninsula has been reported to have increased by as much as 3.4 °C. In addition, the mid-winter temperature increased by 6.0 °C over the past 50 years, making the region one of the most critically affected by climate warming (Vaughan et al., 2003; Turner et al., 2005). However, evidence from field sampling indicated that, to date, there is no relationship between atmospheric ambient temperature and atmospheric concentrations of HCH and HCB in East Antarctica (Bengtson-Nash, 2017). On the other hand, increasing ambient temperature leads to decreased snow cover, nutrient runoff from land to sea, and increased bioavailability of nutrients on land, causing an increase in primary producers on land and sea (Wasley et al., 2006). In this context, it has been demonstrated in aquatic systems that an increase in primary productivity is vital in the sedimentation processes of POPs from the surface to the aquatic bottom through the biological pump (Larson et al., 2000; Galbán-Malagón et al., 2018), this process contributes mainly to the removal of POPs from the environment, despite the adverse effects of an increase in primary productivity in ecosystems (e.g., increase in organic matter). Thus, global warming in Antarctica not only implies a temperature change but also leads to multiple processes that can affect the biogeochemical dynamics of POPs, which plays an essential role in the environmental fate of POPs. Because depending on the future effects of climate change, Antarctica can act as a secondary source of POPs through the re-volatilization of these compounds or as a sink, contributing to the decrease of their environmental levels. Therefore,

325

future exploration of the impact of climate change is necessary and establishes the importance of establishing long-term monitoring networks.

3.4 Potential sources of bias

330

As presented here, several factors can be considered as sources of bias from historical data analysis. First, in the time frame of this study (1980-2021), analytical instrumentation and laboratory techniques exhibited dramatic change, particularly with the advent of advanced mass spectrometry (MS) over electron capture detection (ECD) or novel calibration techniques based on isotopically labeled standards (Azcune et al., 2022). Therefore, recent data are generated by more sophisticated techniques and modern laboratory QA/QC criteria. On the other hand, we also included studies using active and passive sampling, but no major differences in the values obtained were observed (See Tables 1, 2, and 3) for the whole compounds which agrees with intercalibration experiments conducted in other areas comparing passive and active sampling together (Prats et al., 2022). The published information from Antarctica is reduced to a group of individual experiences in different geographical locations of international teams working in the field under different conditions and levels of competence that are difficult to obtain and analyze. One might expect that studies that show a strong track record in Antarctic research, reporting POP levels over a time series, might have greater validity due to constancy and consistency in both sampling and the types of analyses used (e.g., Larson et al., 1992; Baek et al., 2011; Hao et al., 2019).

In summary, the source of bias, related to the technological advancement of the analyses of the collected samples, could have relevance in the observed variability of the historical trends of HCB and HCH (see Fig. 1 A to C). In these cases, it is suggested to continue with dedicated monitoring of these POPs in the coming years to obtain robust observations and conclusions on the degradation of POPs in the Antarctic atmosphere.

4 Conclusion

350 In the present review, a clear trend of decreasing concentrations of PCBs and most targeted OCPs in the Antarctic atmosphere from 1980 to 2021 is documented. In response to the hypothesis raised historically about the decrease in atmospheric levels of historical POPs (Vecchiato et al., 2015). However, it opens the door to study new families of pollutants for which there is already analytical capacity not available in previous decades. In the case of HCH isomers, DDT and PCB congeners, high atmospheric concentrations were reported for 1990-1999 decade, but these compounds were highly restricted since 1970s.

355 After that date, a strong decrease was observed in the Antarctic atmosphere, which shows that the Stockholm Convention ban
on POPs did have the intended impact on the (atmospheric) concentrations over time. However, these compounds are still
ubiquitous in the Antarctic atmosphere with atmospheric half-lives of more than 3 years. On the other hand, the revised
atmospheric levels of HCB show a decrease in the decade of its prohibition (1990), however, from the year 2000 onwards,
they show strong fluctuations in literature, with values even higher than those reported in 1990. It is noteworthy to consider,
360 that a decrease of the atmospheric concentrations does not imply neither a decrease of the total POPs in Antarctica, an issue
that will require future work. In fact, a re-emission of HCB and other POPs from environmental surfaces, such as water, soil,
and snow, product of its high stability in the environment, potential sources of bias. Studies to date in Antarctica do not allow
conclusions to be drawn about the influence of temperature on the environmental fate of POPs on the Antarctic continent. This
is due to the lack of consistent time series data as historically conducted in the Arctic. Moreover, our results point to the
365 importance of periodic monitoring and the need to establish monitoring networks with continuous sampling campaigns, not
only with aim to monitor the legacy POPs, as well as to identify new pollutants that have the potential to reach Antarctica (e.g.,
new flame retardants, per- and polyfluoroalkyl substances (PFAS), and polycyclic aromatic hydrocarbons (PAHs), among
others). There is increasing evidence of the presence of emerging compounds in different environmental matrices in Antarctica,
however, the current surveillance of atmospheric pollutants is related to specific research groups, instead of coordinated efforts
370 between countries with Antarctic presence, where continuous monitoring networks could be generated with the inclusion of
various persistent toxic chemicals, as analogous to the efforts done by the Arctic Monitoring and Assessment Program
(AMAP), or the Integrated Atmospheric Deposition Network (IADN) in the Great Lakes. In this sense to stablish a monitoring
program for assessment of POPs levels in Antarctic Atmosphere will depend on the capabilities and the facilities, since active
sampling strategy will benefit a higher resolution in the assessment of POPs trends in the monitoring points but on the other
375 hand the use of passive sampling strategy could represent a high spatial coverage to monitor trends but lower time resolution.
But there is need to stablish in the future a bigger monitoring network coordinated following the previous experience gained
from AMAP.

References

- 380 Atkinson, R.: Kinetics and mechanisms of the gas-phase reactions of the hydroxyl radical with organic compounds under
atmospheric conditions. *Chem. Rev.*,86(1), 69-201, 1986.
- Avila, B. S., Mendoza, D. P., Ramírez, A. and Peñuela, G. A.: Occurrence and Distribution of Persistent Organic Pollutants
(POPs) in the Atmosphere of the Andean City of Medellin, Colombia. *Chemosphere*, 307, 135648. doi:
385 10.1016/j.chemosphere.2022.135648, 2021.
- Azcune, G., Griffiro, L., Pareja, L., Ríos, J.M., Galbán-Malagón, C., Pérez-Parada, A.: Trends in the monitoring of legacy and
emerging organic pollutants in protected areas. *Trends Environ. Anal. Chem.*, e00165, doi: 10.1016/j.teac.2022.e00165, 2022.

- Baek, S. Y., Choi, S. D., Chang, Y. S.: Three-year atmospheric monitoring of organochlorine pesticides and polychlorinated biphenyls in polar regions and the South Pacific. *Environ. Sci. Technol.*, 45(10), 4475-4482, doi: 10.1021/es1042996, 2011.
- 390 Barber, J. L., Sweetman, A. J., Thomas, G. O., Braekevelt, E., Stern, G. A., & Jones, K. C.: Spatial and temporal variability in air concentrations of short-chain (C10– C13) and medium-chain (C14– C17) chlorinated n-alkanes measured in the UK atmosphere. *Environ. Sci. Technol.*, 39(12), 4407-4415. Doi: [10.1021/es047949w](https://doi.org/10.1021/es047949w), 2005.
- Nash, S. B., Rintoul, S. R., Kawaguchi, S., Staniland, I., van den Hoff, J., Tierney, M., & Bossi, R.: Perfluorinated compounds in the Antarctic region: ocean circulation provides prolonged protection from distant sources. *Environ. Pollut.*, 158(9), 2985-2991. Doi: 10.1016/j.envpol.2010.05.024, 2010.
- 395 Bengtson-Nash, S. M., Wild, S. J., Hawker, D. W., Cropp, R. A., Hung, H., Wania, F., Xiao, H., Bohlin-Nizzetto, P., Bignert, A., Broomhall, S.: Persistent organic pollutants in the East Antarctic atmosphere: inter-annual observations from 2010 to 2015 using high-flow-through passive sampling. *Environ. Sci. Technol.*, 51(23), 13929-13937. doi: 10.1021/acs.est.7b04224, 2017.
- Bengtson-Nash, S.: Persistent organic pollutants in Antarctica: current and future research priorities. *J. Environ. Monit.* 13, 497–504. doi: 10.1039/C0EM00230E, 2011.
- 400 Bidleman, T. F., Walla, M. D., Roura, R., Carr, E., Schmidt, S.: Organochlorine pesticides in the atmosphere of the Southern Ocean and Antarctica, January–March 1990. *Mar. Pollut. Bull.*, 26(5), 258-262. doi: 0.1016/0025-326X(93)90064-Q, 1993.
- Bigot, M., Muir, D. C., Hawker, D. W., Cropp, R., Dachs, J., Teixeira, C. F., Bengtson Nash, S.: Air–seawater exchange of organochlorine pesticides in the Southern Ocean between Australia and Antarctica. *Environ. Sci. Technol.*, 50(15), 8001-8009. doi: 10.1021/acs.est.6b01970, 2016.
- 405 Blais, J. M., Macdonald, R. W., Mackay, D., Webster, E., Harvey, C., Smol, J. P.: Biologically mediated transport of contaminants to aquatic systems. *Environ. Sci. Technol.* 41, 1075–1084. doi: 10.1021/es061314a, 2007.
- Borgå, K., Di Guardo, A.: Comparing measured and predicted PCB concentrations in Arctic seawater and marine biota. (“Comparing measured and predicted PCB concentrations in Arctic seawater ...”) *Sci. Total Environ.* 342, 281–300. doi: 10.1016/j.scitotenv.2004.12.043, 2005.
- 410 Bourgeon, S., Leat, E. H., Magnusdottir, E., Fisk, A. T., Furness, R. W., Strøm, H., Gabrielsen, G. W.: Individual variation in biomarkers of health: influence of persistent organic pollutants in Great skuas (*Stercorarius skua*) breeding at different geographical locations. *Environ. Res.* 118, 31–39. doi: 10.1016/j.envres.2012.08.004, 2012.
- Braune, B. M., Outridge, P. M., Fisk, A. T., Muir, D. C. G., Helm, P. A., Hobbs, K., Hoekstra, P. F., Kuzyk, Z. A., Kwan, M., Letcher, R. J., Lockhart, W. L., Norstrom, R. J., Stern, G. A., Stirling, I.: Persistent organic pollutants and mercury in marine biota of the Canadian Arctic: an overview of spatial and temporal trends. *Sci. Total Environ.*, 351, 4-56. doi: 10.1016/j.scitotenv.2004.10.034, 2005.
- 415 Brown, F. R., Whitehead, T. P., Park, J. S., Metayer, C., Petreas, M. X.: Levels of non-polybrominated diphenyl ether brominated flame retardants in residential house dust samples and fire station dust samples in California. *Environ. Res.* 135, 9–14. doi: 10.1016/j.envres.2014.08.022, 2014.
- Brown, T. N., Wania, F.: Screening chemicals for the potential to be persistent organic pollutants: A case study of Arctic contaminants. *Environ. Sci. Technol.* 42, 5202–5209. doi: 10.1021/es8004514, 2008.
- Cabrerizo, A., Dachs, J., Barceló, D., Jones, K. C.: Climatic and biogeochemical controls on the remobilization and reservoirs of persistent organic pollutants in Antarctica. *Environ. Sci. Technol.* 47, 4299–4306. doi: 10.1021/es400471c, 2013.
- 425 Cabrerizo, A., Larramendi, R., Albar, J. P., & Dachs, J.: Persistent organic pollutants in the atmosphere of the Antarctic Plateau. *Atmos. Environ.*, 149, 104-108. Doi: [10.1016/j.atmosenv.2016.11.015](https://doi.org/10.1016/j.atmosenv.2016.11.015), 2017.
- Channa, K. R., Röllin, H. B., Wilson, K. S., Nøst, T. H., Odland, J. Ø., Naik, I., Sandanger, T. M.: Regional variation in pesticide concentrations in plasma of delivering women residing in rural Indian Ocean coastal regions of South Africa. *J. Environ. Monit.*, 14(11), 2952-2960. doi: 10.1039/C2EM30264K, 2012.

- 430 Cincinelli, A., Martellini, T., Del Bubba, M., Lepri, L., Corsolini, S., Borghesi, N., King, M. D., Dickhut, R. M.: Organochlorine pesticide air–water exchange and bioconcentration in krill in the Ross Sea. *Environ. Pollut.*, 157(7), 2153-2158. doi:10.1016/j.envpol.2009.02.010, 2009.: 10.1016/j.envpol.2009.02.010, 2009.
- Cortes, D. R., Hites, R. A.: Detection of statistically significant trends in atmospheric concentrations of semivolatile compounds. *Environ. Sci. Technol.*, 34(13), 2826-2829. doi: 10.1021/es990466l, 2000.
- 435 Dachs, J., Lohmann, R., Ockenden, W. A., Méjanelle, L., Eisenreich, S. J., Jones, K. C.: Oceanic biogeochemical controls on global dynamics of persistent organic pollutants. *Environ. Sci. Technol.*, 36(20), 4229-4237. doi: 10.1021/es025724k, 2002.
- De March, B. G. E., De Wit, C. A., Muir, D. C. G., Braune, B. M., Gregor, D. J., Norstrom, R. J., Stange, K.: Persistent organic pollutants. *AMAP assessment report: Arctic pollution issues*, 183-371. 1998.
- Dickhut, R. M., Cincinelli, A., Cochran, M., Ducklow, H. W.: Atmospheric concentrations and air– water flux of organochlorine pesticides along the Western Antarctic Peninsula. *Environ. Sci. Technol.*, 39(2), 465-470. doi: 10.1021/es048648p, 2005.
- Die, Q., Lu, A., Li, C., Li, H., Kong, H., Li, B.: Occurrence of dioxin-like POPs in soils from urban green space in a metropolis, North China: implication to human exposure. *Environ. Sci. Pollut. Res.*, 28(5), 5587-5597. doi: 10.1007/s11356-020-10953-3, 2021.10.1007/s11356-020-10953-3, 2021.
- 445 FAO/UNEP 1992. Polychlorinated biphenyls. *In Operation of the prior informed consent procedure for banned or severely restricted chemicals in international trade: decision guidance documents*. Rome-Geneva: FAO/United Nations, 11–16.
- Fisk, A. T., Hobson, K. A., Norstrom, R. J.: Influence of chemical and biological factors on trophic transfer of persistent organic pollutants in the Northwater Polynya marine food web. *Environ. Sci. Technol.* 35, 732–738. doi: 10.1021/es001459w, 2001a.
- 450 Fisk, A. T., Stern, G. A., Hobson, K. A., Strachan, W. J., Loewen, M. D., Norstrom, R. J.: Persistent organic pollutants (POPs) in a small, herbivorous, Arctic marine zooplankton (*Calanus hyperboreus*): trends from April to July and the influence of lipids and trophic transfer. *Mar. Pollut. Bull.* 43, 93–101. doi: 10.1016/S0025-326X(01)00038-8, 2001b.
- Fuoco, R., Colombini, M. P., Abete, C., Carignani, S.: Polychlorobiphenyls in sediment, soil and sea water samples from Antarctica. *Int. J. Environ. Anal. Chem.*, 61(4), 309-318. doi: 10.1080/03067319508027246, 1995.
- 455 Galbán-Malagón, C., Berrojalbiz, N., Ojeda, M. J., Dachs, J.: The oceanic biological pump modulates the atmospheric transport of persistent organic pollutants to the Arctic. *Nat. Commun.* 3, 862. doi: 10.1038/ncomms1858, 2012.
- Galbán-Malagón, C. J., Del Vento, S., Berrojalbiz, N., Ojeda, M. J., Dachs, J.: Polychlorinated biphenyls, hexachlorocyclohexanes and hexachlorobenzene in seawater and phytoplankton from the Southern Ocean (Weddell, South Scotia, and Bellingshausen Seas). *Environ. Sci. Technol.* 47, 5578–5587. doi: 10.1021/es400030q, 2013a.
- 460 Galbán-Malagón, C., Cabrerizo, A., Caballero, G., & Dachs, J.: Atmospheric occurrence and deposition of hexachlorobenzene and hexachlorocyclohexanes in the Southern Ocean and Antarctic Peninsula. *Atmos. Environ.*, 80, 41-49. Doi: 10.1016/j.atmosenv.2013.07.061, 2013b.
- Galbán-Malagón, C. J., Del Vento, S., Cabrerizo, A., Dachs, J.: Factors affecting the atmospheric occurrence and deposition of polychlorinated biphenyls in the Southern Ocean. *Atmos. Chem. Phys.* 13, 12029–12041. doi: 10.5194/acp-13-12029-2013, 2013c.
- 465 Galbán-Malagón, C. J., Berrojalbiz, N., Gioia, R., Dachs, J.: The “Degradative” and “Biological” Pumps Controls on the Atmospheric Deposition and Sequestration of Hexachlorocyclohexanes and Hexachlorobenzene in the North Atlantic and Arctic Oceans. *Environ. Sci. Technol.* 47, 7195–7203. doi: 10.1021/es4011256, 2013d.
- Galbán-Malagón, C. J., Hernán, G., Abad, E., Dachs, J.: Persistent organic pollutants in krill from the Bellingshausen, South Scotia, and Weddell Seas. *Sci. Total. Environ.* 610–611, 1487–1495. doi: 10.1016/j.scitotenv.2017.08.108, 2018.
- 470

- Gambaro, A., Manodori, L., Zangrando, R., Cincinelli, A., Capodaglio, G., Cescon, P.: Atmospheric PCB concentrations at Terra Nova Bay, Antarctica. *Environ. Sci. Technol.*, 39(24), 9406-9411. doi: 10.1021/es0510921, 2005.
- Garcia-Cegarra, A. M., Jung, J. L., Orrego, R., Padilha, J. D. A., Malm, O., Ferreira-Braz, B., Santelli, R. E., Pozo, K., Pribylova, P., Alvarado-Rybak, M., Azat, C., Kidd, K. A., Espejo, W., Chiang, G., Bahamonde, P.: Persistence, bioaccumulation and vertical transfer of pollutants in long-finned pilot whales stranded in Chilean Patagonia. *Sci. Total Environ.*, 770, 145259. doi: 10.1016/j.scitotenv.2021.145259, 2021.
- 475 Gioia, R., Lohmann, R., Dachs, J., Temme, C., Lakaschus, S., Schulz-Bull, D., & Jones, K. C.: Polychlorinated biphenyls in air and water of the North Atlantic and Arctic Ocean. *J. Geo. Res. Atmos.*, 113(D19). Doi: [10.1029/2007JD009750](https://doi.org/10.1029/2007JD009750), 2008.
- Gupta, R. S., Sarkar, A., Kureishey, T. W.: PCBs and organochlorine pesticides in krill, birds and water from Antarctica. *Deep Sea Res. Part II Top. Stud. Oceanogr.*, 43(1), 119-126. doi: 10.1016/0967-0645(95)00086-0, 1996.
- 480 Hale, R. C., Kim, S. L., Harvey, E., La Guardia, M. J., Mainor, T. M., Bush, E. O., Jacobs, E. M.: Antarctic research bases: local sources of polybrominated diphenyl ether (PBDE) flame retardants. *Environ. Sci. Technol.*, 42(5), 1452-1457. doi: 10.1021/es702547a, 2008.
- Hao, Y., Li, Y., Han, X., Wang, T., Yang, R., Wang, P., Xiao, K., Li, W., Lu, H., H., Fu, J., Wang, Y., Shi, J., Zhang, Q., Jiang, G.: Air monitoring of polychlorinated biphenyls, polybrominated diphenyl ethers and organochlorine pesticides in West Antarctica during 2011–2017: Concentrations, temporal trends and potential sources. *Environ. Pollut.*, 249, 381-389. doi: 10.1016/j.envpol.2019.03.039, 2019. doi: 10.1016/j.envpol.2019.03.039, 2019.
- 485 Hop, H., Borgå, K., Gabrielsen, G. W., Kleivane, L., Skaare, J. U.: Food web magnification of persistent organic pollutants in poikilotherms and homeotherms from the Barents Sea. *Environ. Sci. Technol.* 36, 2589–2597. doi: 10.1021/es0102311, 2002.
- 490 Harner, T., Jantunen, L. M., Bidleman, T. F., Barrie, L. A., Kylin, H., Strachan, W. M., & Macdonald, R. W.: Microbial degradation is a key elimination pathway of hexachlorocyclohexanes from the Arctic Ocean. *Geophys. Res. Lett.*, 27(8), 1155-1158. Doi: [10.1029/1999GL011326](https://doi.org/10.1029/1999GL011326), 2000
- Helm, P. A., Diamond, M. L., Semkin, R., Strachan, W. M., Teixeira, C., & Gregor, D.: A mass balance model describing multiyear fate of organochlorine compounds in a high Arctic Lake. *Environ. Sci. Technol.*, 36(5), 996-1003. doi: 10.1021/es010952k, 2002.
- 495 Howard, P. H.: Ed. Handbook of Environmental Fate and Exposure Data for Organic Chemicals, Vol. 3: Pesticides. 1991.
- Huang, Y., Xu, Y., Li, J., Xu, W., Zhang, G., Cheng, Z., Liu, J., Wang, Y., Tian, C.: Organochlorine pesticides in the atmosphere and surface water from the equatorial Indian Ocean: enantiomeric signatures, sources, and fate. *Environ. Sci. Technol.* 47(23), 13395-13403. doi: 10.1021/es403138p, 2013.
- 500 Hung, H., Halsall, C. J., Blanchard, P., Li, H. H., Fellin, P., Stern, G., Rosenberg, B.. Temporal trends of organochlorine pesticides in the Canadian Arctic atmosphere. *Environ. Sci. Technol.* 36(5), 862-868. doi: 10.1021/es011204y, 2002.
- Hung, H., Kallenborn, R., Breivik, K., Su, Y., Brorström-Lundén, E., Olafsdottir, K., & Fellin, P.: Atmospheric monitoring of organic pollutants in the Arctic under the Arctic Monitoring and Assessment Programme (AMAP): 1993–2006. *Sci. Total Environ.*, 408(15), 2854-2873. Doi: [10.1016/j.scitotenv.2009.10.044](https://doi.org/10.1016/j.scitotenv.2009.10.044), 2010.
- 505 Hung, H., Katsoyiannis, A. A., Brorström-Lundén, E., Olafsdottir, K., Aas, W., Breivik, K., & Wilson, S.: Temporal trends of Persistent Organic Pollutants (POPs) in arctic air: 20 years of monitoring under the Arctic Monitoring and Assessment Programme (AMAP). *Environ. Poll.*, 217, 52-61. doi: 10.1016/j.envpol.2016.01.079, 2016.
- Hung, H., Halsall, C., Ball, H., Bidleman, T. F., Dachs, J., De Silva, A., ... & Wilson, S.: Climate change influence on the levels and trends of persistent organic pollutants (POPs) and chemicals of emerging Arctic concern (CEACs) in the Arctic physical environment—a review. *Environ. Sci. Process. Impacts.*, 24 (1577-1615). Doi: [10.1039/D1EM00485A](https://doi.org/10.1039/D1EM00485A), 2022.
- 510

- Jantunen, L. M., Kylin, H., Bidleman, T. F.: Air–water gas exchange of α -hexachlorocyclohexane enantiomers in the South Atlantic Ocean and Antarctica. *Deep Sea Res. Part II Top. Stud. Oceanogr.* 51(22-24), 2661-2672. doi: 10.1016/j.dsr2.2004.02.002, 2004.
- Jayaraj, R., Megha, P., Sreedev, P.: Organochlorine pesticides, their toxic effects on living organisms and their fate in the environment. *Interdiscip. Toxicol.*, 9(3-4), 90-100. doi: 10.1515/intox-2016-0012, 2016.
- 515 Jurado, E., Dachs, J., Duarte, C. M., Simo, R.: Atmospheric deposition of organic and black carbon to the global oceans. *Atmos. Environ.*, 42(34), 7931-7939. doi: 10.1016/j.atmosenv.2008.07.029, 2008.
- Jurado, E., & Dachs, J.: Seasonality in the “grasshopping” and atmospheric residence times of persistent organic pollutants over the oceans. *Geophys. Res. Lett.*, 35(17).Doi: [10.1029/2008GL034698](https://doi.org/10.1029/2008GL034698), 2008.
- 520 Kallenborn, R., Breivik, K., Eckhardt, S., Lunder, C. R., Manø, S., Schlabach, M., Stohl, A.: Long-term monitoring of persistent organic pollutants (POPs) at the Norwegian Troll station in Dronning Maud Land, Antarctica. *Atmos. Chem. Phys.*, 13(14), 6983-6992. doi: 10.5194/acp-13-6983-2013, 2013.
- Kallenborn, R., Oehme, M., Wynn-Williams, D. D., Schlabach, M., Harris, J.: Ambient air levels and atmospheric long-range transport of persistent organochlorines to Signy Island, Antarctica. *Sci. Total Environ.*, 220(2-3), 167-180. doi: 10.1016/S0048-9697(98)00257-5, 1998.
- 525 Kelly, T. J., Mukund, R., Spicer, C. W., Pollack, A. J.: Concentrations and transformations of hazardous air pollutants. *Environ. Sci. Technol.*, 28(8), 378A-387A. doi: 10.1021/es00057a003, 1994.
- Kennish, M. J. : *Practical handbook of estuarine and marine pollution*. CRC press., 2017.
- Khairy, M. A., Luek, J. L., Dickhut, R., Lohmann, R.: Levels, sources and chemical fate of persistent organic pollutants in the atmosphere and snow along the western Antarctic Peninsula. *Environ. Pollut.*, 216, 304-313. doi: 10.1016/j.envpol.2016.05.092, 2016.
- 530 Kim, J. T., Son, M. H., Kang, J. H., Kim, J. H., Jung, J. W., Chang, Y. S.: Occurrence of legacy and new persistent organic pollutants in avian tissues from King George Island, Antarctica. *Environ. Sci. Technol.*, 49(22), 13628-13638. doi: 10.1021/acs.est.5b03181, 2015.
- 535 Kong, D., MacLeod, M., Hung, H., & Cousins, I. T.: Statistical analysis of long-term monitoring data for persistent organic pollutants in the atmosphere at 20 monitoring stations broadly indicates declining concentrations. *Environ. Sci. Technol.*, 48(21), 12492-12499. Doi:[10.1021/es502909n](https://doi.org/10.1021/es502909n), 2014.
- Krasnobaev, A., Ten Dam, G., Boerrigter-Eenling, R., Peng, F., van Leeuwen, S. P., Morley, S. A., Peck, L. S., Van Den Brink, N. W.: Legacy and emerging persistent organic pollutants in Antarctic benthic invertebrates near Rothera Point, Western Antarctic Peninsula. *Environ. Sci. Technol.*, 54(5), 2763-2771. doi: 10.1021/acs.est.9b06622, 2020.
- 540 Lakaschus, S., Weber, K., Wania, F., Bruhn, R., & Schrems, O.: The air–sea equilibrium and time trend of hexachlorocyclohexanes in the Atlantic Ocean between the Arctic and Antarctica. *Environ. Sci. Technol.*, 36(2), 138-145. Doi: [10.1021/es010211j](https://doi.org/10.1021/es010211j), 2002.
- Larsson, P., Järnmark, C., Södergren, A.: PCBs and chlorinated pesticides in the atmosphere and aquatic organisms of Ross Island, Antarctica. *Mar. Pollut. Bull.*, 25(9-12), 281-287. doi: 10.1016/0025-326X(92)90683-W, 1992.
- 545 Li, Y. F.: Global gridded technical hexachlorocyclohexane usage inventories using a global cropland as a surrogate. *J. Geophys. Res.*, 104(D19), 23785– 23797, doi:[10.1029/1999JD900448](https://doi.org/10.1029/1999JD900448)., 1999
- Li, Y., Geng, D., Hu, Y., Wang, P., Zhang, Q., Jiang, G.: Levels and distribution of polychlorinated biphenyls in the atmosphere close to Chinese Great Wall Station, Antarctica: Results from XAD-resin passive air sampling., 57(13), 1499-1503. doi: 10.1007/s11434-012-5048-8, 2012a.
- 550

- Li, Y., Geng, D., Liu, F., Wang, T., Wang, P., Zhang, Q., Jiang, G.: Study of PCBs and PBDEs in King George Island, Antarctica, using PUF passive air sampling. *Atmos. Environ.*, 51, 140-145. doi: 10.1016/j.atmosenv.2012.01.034, 2012b.
- 555 Li, Y., Lohmann, R., Zou, X., Wang, C., Zhang, L.: Air-water exchange and distribution pattern of organochlorine pesticides in the atmosphere and surface water of the open Pacific Ocean. *Environ. Pollut.*, 265, 114956. Doi: [10.1016/j.envpol.2020.114956](https://doi.org/10.1016/j.envpol.2020.114956), 2020.
- Lohmann, R., Breivik, K., Dachs, J., Muir, D.: Global fate of POPs: current and future research directions. *Environ. Pollut.*, 150(1), 150-165. doi: 10.1016/j.envpol.2007.06.051, 2007.
- Lohmann, R., Gioia, R., Jones, K. C., Nizzetto, L., Temme, C., Xie, Z., Schulz-Bull, D., Hand, I., Morgan, E., Jantunen, L.: 560 Organochlorine pesticides and PAHs in the surface water and atmosphere of the North Atlantic and Arctic Ocean. *Environ. Sci. Technol.*, 43(15), 5633-5639. doi: 10.1021/es901229k, 2009.
- Lozoya, J. P., Rodríguez, M., Azcune, G., Lacerot, G., Pérez-Parada, A., Lenzi, J., Rossi, F., de Mello, F. T.: Stranded pellets in Fildes Peninsula (King George Island, Antarctica): New evidence of Southern Ocean connectivity. *Sci. Total Environ.* 838, 155830. doi: [10.1016/j.scitotenv.2022.155830](https://doi.org/10.1016/j.scitotenv.2022.155830), 2022.
- 565 Ma, J., Hung, H., Tian, C., Kallenborn, R.: Revolatilization of persistent organic pollutants in the Arctic induced by climate change. *Nat. Clim. Change.* 1, 255–260. doi: 10.1038/nclimate1167, 2011.
- Mackay, D., Wania, F.: Transport of contaminants to the Arctic: partitioning, processes and models. *Sci. Total Environ.* 160, 25–38. doi: 10.1016/0048-9697(95)04342-X, 1995.
- Montone, R. C., Taniguchi, S., Weber, R. R.: PCBs in the atmosphere of King George Island, Antarctica. *Sci. Total Environ.*, 308(1-3), 167-173. doi: 10.1016/S0048-9697(02)00649-6, 2003.
- 570 Montone, R. C., Taniguchi, S., Boian, C., Weber, R. R.: PCBs and chlorinated pesticides (DDTs, HCHs and HCB) in the atmosphere of the southwest Atlantic and Antarctic oceans. *Mar. Pollut. Bull.*, 50(7), 778-782. doi: 10.1016/j.marpolbul.2005.03.002, 2005.
- Montone, R. C., Alvarez, C. E., Bicego, M. C., Braga, E. S., Brito, T. A., Campos, L. S., ... & Weber, R. R.: Environmental 575 Assessment of Admiralty Bay, King George Island, Antarctica. In *Adaptation and Evolution in Marine Environments, Volume 2* (pp. 157-175). Doi:[10.1007/978-3-642-27349-0_9](https://doi.org/10.1007/978-3-642-27349-0_9), 2013.
- Mortimer, M. R., Connell, D. W.: A model of the environmental fate of chlorohydrocarbon contaminants associated with Sydney sewage discharges. *Chemosphere*, 30(11), 2021-2038. doi: 10.1016/0045-6535(95)00081-I, 1995.
- 580 Nizzetto, L., Lohmann, R., Gioia, R., Dachs, J., Jones, K. C.: Atlantic Ocean surface waters buffer declining atmospheric concentrations of persistent organic pollutants. *Environ. Sci. Technol.* 44, 6978–6984. doi: 10.1021/es101293v, 2010.
- Pennington, D. W.: An evaluation of chemical persistence screening approaches. *Chemosphere*, 44(7), 1589-1601. doi: 10.1016/S0045-6535(00)00530-0, 2001.
- Pozo, K., Martellini, T., Corsolini, S., Harner, T., Estellano, V., Kukučka, P., Cincinelli, A.: Persistent organic pollutants 585 (POPs) in the atmosphere of coastal areas of the Ross Sea, Antarctica: Indications for long-term downward trends. *Chemosphere*, 178, 458-465. doi: 10.1016/j.chemosphere.2017.02.118, 2017.
- Prats, R. M., Van Drooge, B. L., Fernández, P., Grimalt, J. O. : Field comparison of passive polyurethane foam and active air sampling techniques for analysis of gas-phase semi-volatile organic compounds at a remote high-mountain site. *Sci. Total Environ.*, 803, 149738. Doi: 10.1016/j.scitotenv.2021.149738, 2022
- 590 Qiu, X., Zhu, T., Li, J., Pan, H., Li, Q., Miao, G., Gong, J.: Organochlorine pesticides in the air around the Taihu Lake, China. *Environ. Sci. Technol.*, 38(5), 1368-1374. doi: 10.1021/es035052d, 2004.
- Risebrough, R. W., De Lappe, B. W., & Youngmans-Haug, C. : PCB and PCT contamination in Winter Quarters Bay, Antarctica. *Marine Pollution Bulletin*, 21(11), 523-529. Doi: [10.1016/0025-326X\(90\)90300-W](https://doi.org/10.1016/0025-326X(90)90300-W), 1990.

- 595 Risebrough, R. W., Rieche, P., Peakall, D. B., HERMAN, S. T., & Kirven, M. N.: Polychlorinated biphenyls in the global ecosystem. *Nature*, 220(5172), 1098-1102. Doi: [10.1038/2201098a0](https://doi.org/10.1038/2201098a0), 1968.
- Risebrough, R. W., Walker, W., Schmidt, T. T., De Lappe, B. W., & Connors, C. W.: Transfer of chlorinated biphenyls to Antarctica. *Nature*, 264(5588), 738-739. Doi: [10.1038/264738a0](https://doi.org/10.1038/264738a0), 1976.
- Safe, S. H. (1994). Polychlorinated biphenyls (PCBs): environmental impact, biochemical and toxic responses, and implications for risk assessment. *Crit. Rev. Toxicol.*, 24(2), 87-149. doi: 10.3109/10408449409049308, 1994.
- 600 Sinkkonen, S., Paasivirta, J.: Degradation half-life times of PCDDs, PCDFs and PCBs for environmental fate modeling. *Chemosphere*, 40(9-11), 943-949. doi: 10.1016/S0045-6535(99)00337-9.10.1016/S0045-6535(99)00337-9, 2000.
- Sladen, W. J., Menzie, C. M., & Reichel, W. L.: DDT residues in Adelie penguins and a crabeater seal from Antarctica. *Nature*, 210(5037), 670-673. Doi: [10.1038/210670a0](https://doi.org/10.1038/210670a0), 1966.
- 605 Tanabe, S., Kawano, M., & Tatsukawa, R.: Chlorinated hydrocarbons in the Antarctic, western Pacific and eastern Indian Oceans. *Trans. Tokyo Univ. Fish*, 5, 97-109. 1982.
- Tanabe, S., Hidaka, H., & Tatsukawa, R.: PCBs and chlorinated hydrocarbon pesticides in Antarctic atmosphere and hydrosphere. *Chemosphere*, 12(2), 277-288. Doi: [10.1016/0045-6535\(83\)90171-6](https://doi.org/10.1016/0045-6535(83)90171-6), 1983.
- Tatton, J. G., Ruzicka, J. H. A.: Organochlorine pesticides in Antarctica. *Nature*, 215(5099), 346-348. doi: 10.1038/215346a0, 1967.
- 610 UNECE (United Nations Economic Commission for Europe): Aarhus Convention on Access to Information, Public Participation in Decision-making and Access to Justice in Environmental Matters. 1998.
- UNEP (United Nations Environment Programme) (2006). Framework Convention for the Protection of the Environment for Sustainable Development in Central Asia.
- Venier, M., Hites, R. A.: Regression model of partial pressures of PCBs, PAHs, and organochlorine pesticides in the Great Lakes' atmosphere. *Environ. Sci. Technol.*, 44(2), 618-623. doi: 10.1021/es902804s, 2009.
- 615 Vergara, E., Hernández, V., Barra, R., Munkittrick, K. R., Galbán-Malagón, C. Chiang, G. Presence of Organochlorine pollutants in fat and scats of pinnipeds from the Antarctic Peninsula and South Shetland Islands, and their relationship to trophic position. *Sci. Total Environ.*, 685, 1276-1283. doi: 10.1016/j.scitotenv.2019.06.122, 2019.
- Vasseghian, Y., Hosseinzadeh, S., Khataee, A., Dragoi, E. N.: The concentration of persistent organic pollutants in water resources: A global systematic review, meta-analysis and probabilistic risk assessment. *Sci. Total Environ.*, 796, 149000. doi: 10.1016/j.scitotenv.2021.149000, 2021.
- 620 Vijgen, J. : The legacy of Lindane HCH Isomer production in A global overview of Residue management Formulation and Disposal. Internation HCH and pesticides Association. ISBN 87-991210-1-8. <http://www.ihpa.info/docs/library/reports/Lindane%20Main%20Report%20DEF20JAN06.pdf>
- 625 Voldner, E. C., Li, Y. F. : Global usage of selected persistent organochlorines. *Sci. Total Environ.*, 160, 201-210. doi: 10.1016/0048-9697(95)04357-7, 1995.
- Von Waldow, H., MacLeod, M., Scheringer, M., Hungerbühler, K.: Quantifying remoteness from emission sources of persistent organic pollutants on a global scale. *Environ. Sci. Technol.*, 44(8), 2791-2796. doi: 10.1021/es9030694, 2010.
- 630 Wang, P., Zhang, Q., Li, Y., Zhu, C., Chen, Z., Zheng, S., ... & Jiang, G.: Occurrence of chiral organochlorine compounds in the environmental matrices from King George Island and Ardley Island, west Antarctica. *Scientific reports*, 5(1), 1-9. Doi: [10.1038/srep13913](https://doi.org/10.1038/srep13913), 2015.
- Wang, P., Li, Y., Zhang, Q., Yang, Q., Zhang, L., Liu, F., Fu, J., Meng, W., Wang, d., Sun, H., Zheng, S., Hao, Y., Liang, Y., Jiang, G.: Three-year monitoring of atmospheric PCBs and PBDEs at the Chinese Great Wall Station, West Antarctica: levels, chiral signature, environmental behaviors and source implication. *Atmos. Environ.*, 150, 407-416. doi: 10.1016/j.atmosenv.2016.11.036, 2017.
- 635

- Wang, P., Meng, W., Li, Y., Zhang, Q., Zhang, L., Fu, J., ... & Jiang, G.: Temporal variation (2011–2014) of atmospheric OCPs at King George Island, west Antarctica. *Atmospheric Environment*, 191, 432-439. Doi: [10.1016/j.atmosenv.2018.08.036](https://doi.org/10.1016/j.atmosenv.2018.08.036), 2018.
- 640 Wang, D., Ma, H., Chen, Z., & Shi, G.: Occurrences and possible sources of persistent organic pollutants (POPs) in ice-free area soils in East Antarctica. *CATENA*, 212, 106083. Doi: [10.1016/j.catena.2022.106083](https://doi.org/10.1016/j.catena.2022.106083), 2022.
- Wania, F., Mackay, D.: Peer reviewed: tracking the distribution of persistent organic pollutants. *Environ. Sci. Technol.*, 30(9), 390A-396A. doi: 10.1021/es962399q, 1996.
- Wasley, J., Robinson, S. A., Lovelock, C. E., & Popp, M.: Climate change manipulations show Antarctic flora is more strongly affected by elevated nutrients than water. *Global Change Biology*, 12(9), 1800-1812. Doi: [10.1111/j.1365-2486.2006.01209.x](https://doi.org/10.1111/j.1365-2486.2006.01209.x), 2006.
- 645 Weber, K., Goerke, H. Persistent organic pollutants (POPs) in Antarctic fish: levels, patterns, changes. *Chemosphere*, 53(6), 667-678. doi: 10.1016/S0045-6535(03)00551-4, 2003.
- Wild, S., Eulaers, I., Covaci, A., Bossi, R., Hawker, D., Cropp, R., ... & Nash, S. B.: South polar skua (*Catharacta maccormicki*) as biovectors for long-range transport of persistent organic pollutants to Antarctica. *Environ. Pollut.*, 292, 118358. Doi: [10.1016/j.envpol.2021.118358](https://doi.org/10.1016/j.envpol.2021.118358), 2022.
- 650 Wu, X., Lam, J. C., Xia, C., Kang, H., Sun, L., Xie, Z., & Lam, P. K. : Atmospheric HCH concentrations over the marine boundary layer from Shanghai, China to the Arctic Ocean: Role of human activity and climate change. *Environ. Sci. Technol.*, 44(22), 8422-8428. Doi : [10.1021/es102127h](https://doi.org/10.1021/es102127h), 2010.
- Wu, X., Lam, J. C., Xia, C., Kang, H., Xie, Z., & Lam, P. K. : Atmospheric concentrations of DDTs and chlordanes measured from Shanghai, China to the Arctic Ocean during the Third China Arctic Research Expedition in 2008. *Atmospheric environment*, 45(22), 3750-3757. Doi: [10.1016/j.atmosenv.2011.04.012](https://doi.org/10.1016/j.atmosenv.2011.04.012), 2011.
- 655 Wu, X., Chen, A., Yuan, Z., Kang, H., Xie, Z.: Atmospheric organochlorine pesticides (OCPs) and polychlorinated biphenyls (PCBs) in the Antarctic marginal seas: Distribution, sources and transportation. *Chemosphere*, 258, 127359. doi: 10.1016/j.chemosphere.2020.127359, 2020. [10.1016/j.chemosphere.2020.127359](https://doi.org/10.1016/j.chemosphere.2020.127359), 2020.
- 660 Xie, J., Tao, L., Wu, Q., Bian, Z., Wang, M., Li, Y., Zhu, G., Lin, T.: Bioaccumulation of organochlorine pesticides in Antarctic krill (*Euphausia superba*): Profile, influencing factors, and mechanisms. *J. Hazard. Mater.*; 426, 128115. doi: [10.1016/j.jhazmat.2021.128115](https://doi.org/10.1016/j.jhazmat.2021.128115), 2022.
- Xie, Z., Koch, B. P., Möller, A., Sturm, R., Ebinghaus, R.: Transport and fate of hexachlorocyclohexanes in the oceanic air and surface seawater. *Biogeosciences*, 8(9), 2621-2633. doi: 10.5194/bg-8-2621-2011, 2011.
- 665 Zhang, L., Bidleman, T., Perry, M. J., Lohmann, R.: Fate of chiral and achiral organochlorine pesticides in the North Atlantic bloom experiment. *Environ. Sci. Technol.*, 46(15), 8106-8114. doi: 10.1021/es3009248.
- Marco Vecchiato, Elena Argiriadis, Stefano Zambon, Carlo Barbante, Giuseppa Toscano, Andrea Gambaro, Rossano Piazza, Persistent Organic Pollutants (POPs) in Antarctica: Occurrence in continental and coastal surface snow, *Microchemical Journal*, Volume 119, Pages 75-82, <https://doi.org/10.1016/j.microc.2014.10.010>, 2015

670

Acknowledgements

This study was funded by ANID/FONDECYT/Iniciación 11150548, ANID/FONDECYT/Regular 1161504, ANID/FONDECYT/Regular 1210946, ANID/PCI REDI170292, ANID-PIA-INACH-ACT192057, INACH REGULAR

675 RT_12_17 (C. Galbán-Malagón). Thais Luarte Acknowledges the funding of the Universidad Andrés Bello office of Doctorate
Program support through the PhD Grant Program and INACH DG_02_21.

680

685

Figures and Tables
Figure Captions

690 Figure 1. Atmospheric levels (pg/m^3) of HCB (A), α -HCH (B), and γ -HCH (C), over time.

Figure 2. Atmospheric levels (pg/m^3) of 2,4'-DDT (A), 4,4'-DDT (B), 2,4'-DDE (C), over time.

Figure 3. Atmospheric levels (pg/m^3) of PCB-28 (A), PCB-52 (B), PCB-101 (C), PCB-118 (D), PCB-138 (E), PCB-153 (F)
695 and PCB-180 (G), over time.

Figure 4. Comparison among the estimated atmospheric half-lives obtained in the present work (green) compared with similar
estimations from the Great Lakes (red; Vernier and Hites, 2010) and the Arctic (blue; Wong et al., 2021) for A) Organochlorine
pesticides (HCB, α -HCH, γ -HCH, 2,4'-DDT and 4,4'-DDT) and B) Polychlorinated biphenyls (28, 52, 101, 118, 138, 153 and
700 180), A-HCH, DDX, and B) PCBs

705

710

715

Table 1. HCB and HCHs levels (pg/m^{-3}) in Antarctic atmosphere since 1980 to present. Σn indicates the number of isomers included in the study.

Sampling area	Type of sampling	Year	HCB	a-HCH	y-HCH	Σ HCHs	Σ n	Reference
Southern ocean	Active	1980-1981				90-170		Tanabe et al., 1982
Southern ocean	Active	1981-1982				44-170		Tanae et al., 1983
Cape town and Newmayer Station	Active	1999		0.36	0.15			Lakaschus et al., 2002
Ross Island	Passive	1988 - 1999			25.8 (0.5 - 118)			Larson et al., 1992
East Antarctica	Passive	1990	62.6 (40-78)	3.2 (2.8-3.6)	2.4 (1.1-5.6)	5.7	2	Bidleman et al., 1993
Signy Island	Active	1994 - 1995		2.8	21.8	26.97	3	Kallenborn et al., 1998
East Antarctica	Passive	1997 - 1998		1.06 (0.81 - 1.4)				Jantunen et al., 2004
Terranova bay	Passive	1993	21 (n.d - 28)			13 (5 - 20.0)	3	Kallenborn et al., 1998
Ross Island	Active	1995	(<0.6 - 25.3)			3.9-32.5	2	Montone et al., 2005
west of the Antarctic Peninsula and southwest of Adelaide Island	Active	2001 - 2002	19.4 (<5 - 32.1)	0.3 (<0.05- 0.52)	0.755 (<0.02-2.98)			Duckhut et al. 2005
Terra Nova Bay	Active	2003-2004	11.4 (6.0 - 20)			0.8 (0.3 - 1.2)	2	Gambaro et al., 2005
Terra Nova Bay	Active	2003-2004	11.4 (5.93 - 20.4)			0.22 (0.1 - 0.35)	2	Cincinelli et al., 2009
Ny-Ålesund, King George Island, and Chuuk Island	Passive	2005-2009						Back et al., 2011
South Scotia	Active	2008	8.1 (2.18 - 15.82)	1.7(0.06-5.84)	4.6 (1.5-7.1)			Galbán-Malagón et a., 2013b
Wedell	Active	2009	19.5 (2.4 - 30.1)	0.16 (0.05- 2.09)	0.84 (0.1- 1.87)			Galbán-Malagón et a., 2013b
Bransfield sea	Active	2009	16.7 (3.3 - 34.24)	0.14 (0.04- 0.46)	1.15 (0.2-3)			Galbán-Malagón et a., 2013b
Bellingshausen	Active	2009	42.9 (27.31 - 49.71)	0.26 (0.22- 0.16)	0.14 (0.07- 0.19)			Galbán-Malagón et a., 2013b
Palmer station	Active	2010	34 (26.2 – 37.7)	0.81 – 1.68	0.87 – 2.31			Khairy et al., 2016

Station troll / Queen Maud Land	Active	2010	22.9						Kallenborn et al. 2013
Ross Sea	Passive	2010-2011	22.8 (0.8 - 50)	0.5 (n.d-0.5)	n.d	0.5 (n.d-0.5)	2		Pozo et al., 2017
Antarctic Plateau	Active	2011	(0.67-2.7)		BD-2.7				Cabrerizo et al. 2016
Antarctic marginal seas	Active	2013-2014	2.6 (0.081 - 10)			(n.d - 6.8)	3		Wu et al., 2020
Southern Ocean between Australia and Antarctica	Active	2014	(<22 - 35)	<0.13-1.1	<0.70-4.3	n.d - 3.65	3		Bigot et al., 2016
King George Island	Passive	2012-2018	163 (99.2 - 252)	1.4 (0.5-13.6)	0.1-7.9	0.7 - 22.3	4		Hao et al., 2019

725 Table 2. DDTs levels (pg/m⁻³) in Antarctic atmosphere since 1988 to present.

Sampling area	Type of sampling	Year	2,4 DDE	4,4-DDE	2,4DDD	4,4 DDD	2,4 DDT	4,4 DDT	Reference
Ross Island	Passive	1988 - 1999		1				2	Larson et al., 1992
East Antarctica	Passive	1990						0.53	Bidleman et al., 1993
Signy Island	Active	1994 - 1995	0.07	0.4	0.068	0.098	0.195	0.2	Kallenborn et al., 1998
Ross Island	Active	1995		9.2		11.7		8.1	Montone et al., 2005
Antarctic marginal seas	Active	2013-2014	0.097	0.35	0.043	0.034	0.17	0.12	Wu et al., 2020
Southern Ocean between Australia and Antarctica	Active	2014	<0.51	<0.15-0.44	<1,6	<1,8	<2,7	<7,8	Bigot et al., 2016
King George Island	Paasive	2012-2018	0.2	0.6	0.1	0.2	0.1	0.24	Hao et al., 2019

Table 3. PCBs levels (pg/m^{-3}) in Antarctic atmosphere since 1988 to present. Σn indicates the number of congeners included in the study.

730

Sampling area	Type of sampling	Year	Σ PCBs	Σn	Reference
Ross Island	Passive	1988 - 1990	15.2	6	Larson et al. 1992
King George Island	Active	1993 - 1994	20.8 (12.09 - 42.8)	10	Montone et al., 2001
Signy Island	Active	1994 - 1995	(0.01-17.2)	22	Kallenborn et al., 1998
Ross Island	Active	1995	62.4	11	Montone et al., 2005
King George Island	Active	1996-1996	37.4 (12.1 - 92.6)	10	Montone et al., 2003
Terra Nova Bay	Active	2003-2004	1.06 (0.61-1.78)	61	Gambaro et al., 2005
Ny-Ålesund, King George Island, and Chuuk	Passive	2005-2009	60.3(22.8 - 87.1)	11	Baek et al., 2011
Ny-Ålesund, King George Island, and Chuuk	Passive	2005-2009	19.8 (11.1-31.9)	205	Baek et al., 2011
ICEPOS	Active	2005	16.84 (7.12- 25.65)	25	Galbán-Malagón et al. 2013c
South Scotia sea	Active	2008	45.13 (6.2 - 78.9)	25	Galbán-Malagón et al. 2013c
Antarctic peninsula	Active	2009	12.13 (1.8- 38.1)	25	Galbán-Malagón et al. 2013c
Polish beach	Active	2009	(2.1 - 3.1)	25	Galbán-Malagón et al. 2013c
Livingston Island	Active	2009	7.23 (3.5 12.9)	25	Galbán-Malagón et al. 2013c
King George Island	Passive	2009 - 2010	1.142	7	Li et al 2012
King George Island	Passive	2009 - 2010	36.837	19	Li et al 2012
King George Island, Antarctica.	Passive	2009 - 2010	4.34	7	Li et al. 2012/2
Station troll / Queen Maud Land	Active	2010	0.5	32	Kallenborn et al., 2013
Palmer station	Active	2010	12	29	Khairy et al., 2016
Ross Sea	Passive	2010-2011	0.46 (0.14-1.13)	7	Pozo et al. 2017
Antarctic Plateau	Active	2011	(0.8-27)	26	Cabrerizo et al. 2016
King George Island	Active	2011-2014	5.39 (0.91-35.9)	7	Wang et al. 2017
King George Island	Active	2011-2014	5.87- 72.7 (26.1)	20	Wang et al. 2017
King George Island	Passive	2010-2018	10.4 (1.5 - 29.7)	19	Hao et al., 2019
Antarctic marginal seas	Active	2013-2014	1.1 (nd-6.7)	14	Wu et al. 2020

Table 4. Estimated atmospheric half-lives of examined compounds POPs.

Compounds	T _{1/2} (Years)	95% Confident Interval	R ²	<i>p</i> -value	Equation
HCB	14.0	10.6-20.7	12.03	<0,0001	LnCg = -0.04931*year + 100.2
a-HCH	14.3	12.4-17.0	32.55	<0,0001	LnCg = -0.04817*year + 96.17
y-HCH	10.1	8.6-12.3	44.63	<0,0001	LnCg = -0.06837*year + 136.9
4,4' DDT	17.2	11.8-31.7	23.54	<0,0001	LnCg = -0.04015*year + 79.50
2,4 DDT	14.4	9.8-27.3	37.55	<0.001	LnCg = -0.04794*year + 94.99
2,4 DDE	17.6	9.2-232	15.44	<0.05	LnCg = -0.03916*year + 77.93
PCB 28	3.9	3.2-5.2	43.08	<0,0001	LnCg = -0.1748*year + 351.2
PCB 52	3.7	3.2-4.3	63.53	<0,0001	LnCg = -0.1887*year + 378.7
PCB 101	4.7	4.0-5.6	67.42	<0,0001	LnCg = -0.1480*year + 295.8
PCB 118	3.6	3.0-4.3	55.91	<0,0001	LnCg = -0.1930*year + 385.8
PCB 138	6.5	5.3-8.3	40.7	<0,0001	LnCg = -0.1066*year + 212.7
PCB 153	7.6	6.0-10.4	31.59	<0,0001	LnCg = -0.09071*year + 181.2
PCB 180	4.6	3.3-8.0	24.64	<0,0001	LnCg = -0.1486*year + 296.2

735

740

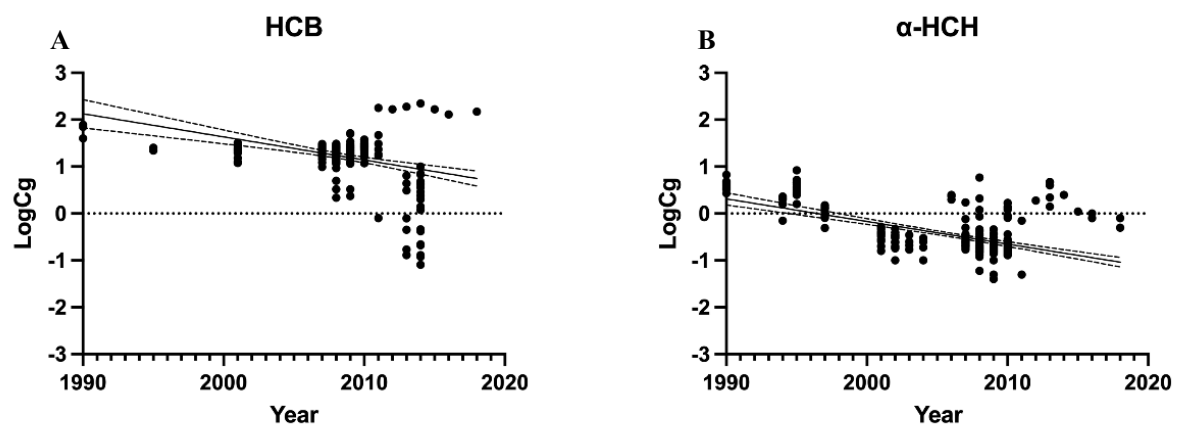
745

Figure 1.

750

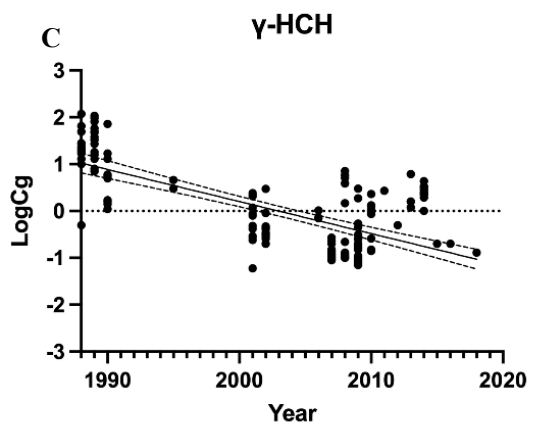
755

760



765

770



775

Figure 2.

780

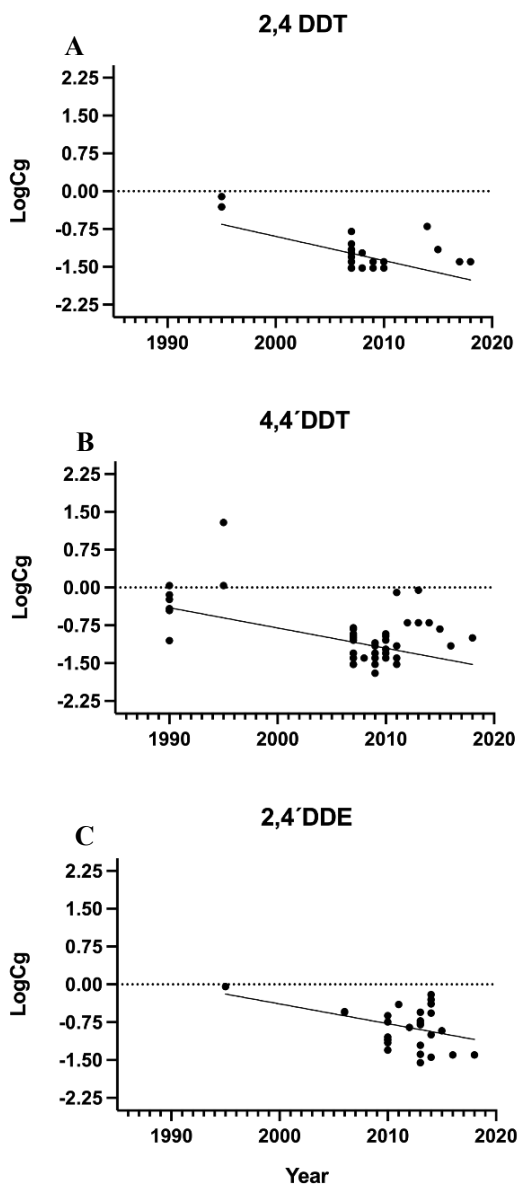
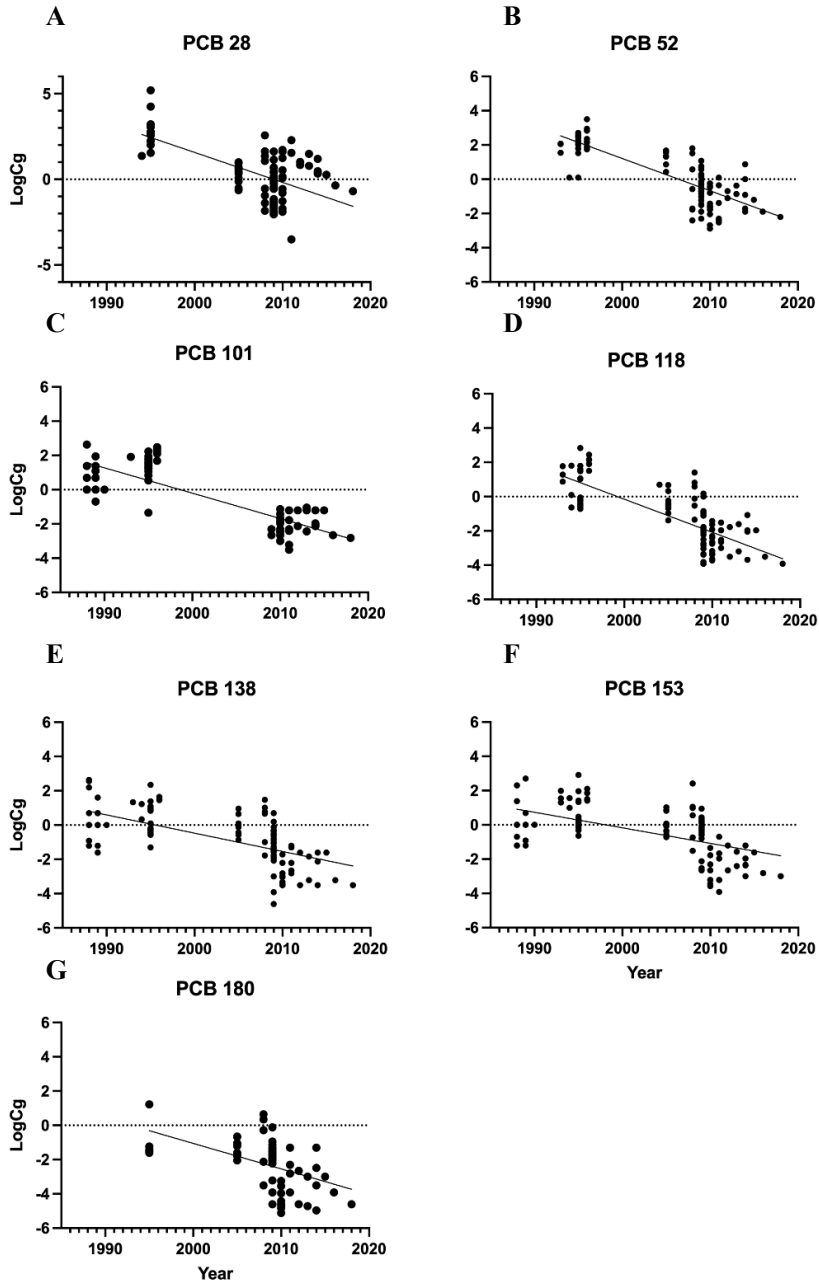


Figure 3.

785



790 Figure 4.

