

This article is dedicated to Paul Crutzen (1933-2021).

Along with John Birks, he pointed out that nuclear war would produce massive smoke clouds, which led directly to nuclear winter theory.

Abstract

The direct effects of nuclear war would be horrific, with blast, fires, and radiation killing and injuring many people. But in 1983, United States and Soviet Union scientists showed that a nuclear war could also produce a nuclear winter, with catastrophic consequences for global food supplies for people far removed from the conflict. Smoke from fires ignited by nuclear weapons exploded on cities and industrial targets would block out sunlight, causing dark, cold, and dry surface conditions, producing a nuclear winter, with surface temperatures below freezing even in summer for years. Nuclear winter theory helped to end the nuclear arms race in the 1980s and helped to produce the Treaty on the Prohibition of Nuclear Weapons in 2017, for which the International Campaign to Abolish Nuclear Weapons (ICAN) received the 2017 Nobel Peace Prize. Because awareness of nuclear winter is now widespread, nuclear nations have so far not used nuclear weapons. But the mere existence of nuclear weapons means that they can be used by unstable leaders, accidentally from technical malfunctions, such as in computers and sensors, due to human error, or by terrorists. Because they cannot be used without the danger of escalation resulting in a global humanitarian catastrophe, because of recent threats to use them by Russia, and because nuclear deterrence doctrines of all nuclear-armed states are based on the capability and readiness to use nuclear weapons, it is even more urgent for scientists to study these issues and broadly communicate their results and work for the elimination of nuclear weapons.

Deleted: 1955

Deleted: ¶

Deleted: ¶

Formatted: Centered

Formatted: Font color: Text 1

Deleted: led

Formatted: Font color: Text 1

Deleted: .

Deleted: or because of an accident, computer malfunction, sensor malfunction,

Deleted: terrorism.

Deleted: and

Deleted: and

68 1. History of nuclear winter theory

69 Crutzen and Birks (1982) were the first to point out that a nuclear war could ignite extensive
70 forest fires, producing dark smoke in the troposphere, but they did not comment on whether the
71 smoke would produce a net cooling or warming at the surface. However, Turco et al. (1983)
72 understood that cities and industrial areas targeted by nuclear weapons would generate even more
73 smoke than forests, and that the soot would rise into the stratosphere. The smoke would spread
74 over the entire Earth and produce global climate change so large that the climatic impacts were
75 described as “nuclear winter.” While Turco et al. (1983) used a one-dimensional radiative-
76 convective model, Aleksandrov and Stenchikov (1983) were the first to use a three-dimensional
77 general circulation model (GCM), and also found that there would be nuclear winter over the land
78 even though the model included the effects of oceans. This new research showed that there could
79 be global impacts of nuclear war far from the targets areas and nations involved in the war. While
80 the direct effects of a nuclear war might kill hundreds of millions in combat zones, the indirect
81 effects could lead to collapse of world agriculture and starvation of billions of people even in
82 regions that were not involved directly in the war.

83 The basic science of nuclear winter is not complicated. If nuclear weapons were exploded
84 on cities and industrial areas, probable targets of nations with those weapons, they would start
85 fires, producing massive amounts of smoke, some of which would end up in the stratosphere. That
86 smoke would block out sunlight, making it cold, dark, and dry at the surface for many years, as
87 well as heat the stratosphere, destroying ozone and producing enhanced ultraviolet radiation at the
88 surface after a sufficient amount of smoke had cleared. The magnitude of the impacts would
89 depend on the number and yield of the nuclear weapons used, as well as the specific targets.

Deleted: could

91 The early nuclear winter simulations were limited by the climate models and computing
92 power available for the calculations. But the basic science seemed settled, as summarized by
93 Pittock et al. (1986), Turco et al. (1990), and Sagan and Turco (1990). We know of no climate
94 modeling done on this topic until the past 20 years, since the *Atmospheric Chemistry and Physics*
95 journal was founded. Each of the previous simulations addressed certain aspects of the climate
96 model response with simple climate models or with short simulations of low-resolution
97 atmospheric GCMs.

98 Aleksandrov and Stenchikov (1983) used a very-low-resolution ($12^{\circ} \times 15^{\circ}$ lat-lon)
99 atmospheric GCM with only 2 levels in the vertical coupled to a mixed-layer ocean and annual
100 average solar radiation, and conducted one 400-day simulation. They forced the model with 150
101 Tg of smoke, the amount that would have been generated by about 1/3 of the U.S. and Soviet
102 nuclear arsenal at the time. Their simulation produced surface temperature changes to values far
103 below freezing, and an overturning atmospheric circulation cell transporting the aerosols globally.
104 MacCracken (1983) used a similar model and produced similar results.

105 Turco et al. (1983) gave the name “nuclear winter” to this work, capturing the forcing and
106 response in a two-word phrase. Their single column model was intended to simulate mid-continent
107 conditions as it had no surface heat capacity. They used many different scenarios and simulated
108 the detailed vertical patterns of climate response, but were not able to look at dynamical responses
109 or the spatial distribution of climate change.

110 In the next couple of years, the primitive, by today’s standards, National Center for
111 Atmospheric Research atmospheric GCM was used by Covey et al. (1984) and Thompson (1985)
112 for short runs at different times of the year, validating the earlier GCM results of Aleksandrov and
113 Stenchikov (1983) and MacCracken (1983). Robock (1984) was the first to study the entire

Deleted: Robock et al. (2007a) for the first time used a coupled atmosphere-ocean GCM run continuously for multiple 10-yr simulations and with a model top at the mesopause. ...

118 seasonal cycle and interannual responses, using an energy-balance model with a mixed-layer
119 ocean. He found that snow and sea ice albedo feedbacks prolonged the cooling even though he
120 used the short atmospheric smoke lifetime from Turco et al. (1983). This result was later validated
121 with GCM simulations using a mixed-layer ocean (Schneider and Thompson, 1988; Ghan, 1991).
122 Malone et al. (1985) showed that lofting of aerosols in the summer due to solar heating would
123 prolong their lifetime, because they would be in the stratosphere where they could not be removed
124 by precipitation, but they used a model with a low top of the atmosphere (32 km) and were only
125 able to run it for 40 days.

126 Ghan et al. (1988) and Pittock et al. (1989) investigated the impacts of different
127 assumptions about smoke optical properties. The decade ended with Turco et al. (1990)
128 summarizing the work since the original Turco et al. (1983) paper, and showed that the conclusion
129 that a nuclear winter could result from nuclear war was still robust. However, there were still
130 details to be studied and ~~they~~ outlined some important questions about the emissions of smoke,
131 smoke properties, and climate response.

132 Another decade and a half passed before nuclear winter research got going again. Progress
133 in computing and climate modeling allowed investigations that previously were impossible. In the
134 1980s the fastest “supercomputers” were orders of magnitude slower and had orders of magnitude
135 less storage than the smartphones most of us carry around in our pockets today. Thus, simulations
136 had to ignore much of the physics and chemistry of the atmosphere and they could not represent
137 the full depth of the atmosphere or be run long enough to study the interannual response to a smoke
138 injection. Robock et al. (2007a) conducted climate model simulations with a then state-of-the-art
139 GCM, ModelE from the National Aeronautics and Space Administration Goddard Institute for
140 Space Studies (Schmidt et al., 2006), which included a module to calculate the transport and

Deleted: the

142 removal of aerosol particles (Koch et al., 2006). The atmospheric model was connected to a full
143 ocean general circulation model with calculated sea ice, thus allowing the ocean to respond quickly
144 at the surface and on yearly time scales in the deeper ocean. Robock et al. (2007a) ran the
145 atmospheric portion of the model at 4°x5° latitude-longitude resolution, with 23 vertical layers
146 extending to a model top of 80 km. The coupled oceanic general circulation model (Russell et al.,
147 1995) had 13 layers and also a 4°x5° latitude-longitude resolution. Simulations were run over a
148 decade, not just a few weeks. This work extended the time and sophistication of climate model
149 capabilities, and showed a long time scale of climate response not possible with previous models.

150 For the first time, we learned that smoke would stay in the stratosphere for multiple years because
151 we could simulate the heating and lofting of the smoke, preventing it from quickly falling out of
152 the air. The basic conclusion that a large-scale nuclear conflict would have devastating climatic
153 consequences was not only supported, but strengthened.

154 Using simple scenarios of 50 Tg and 150 Tg of soot injected into the upper troposphere,
155 Robock et al. (2007a) found that indeed the 150 Tg scenario, an injection of soot which is still
156 possible from the use of the current U.S. and Russian nuclear arsenals (Toon et al., 2008), would
157 produce a nuclear winter. And they found that the climate effects would last for more than a
158 decade, as for the first time they were able to realistically simulate the lifetime of the soot particles
159 in the upper atmosphere. Coupe et al. (2019) repeated these experiments using the Community
160 Earth System Model-Whole Atmosphere Community Climate Model version 4 (WACCM4;
161 Marsh et al., 2013; Bardeen et al., 2017), run at 1.9°x2.5° horizontal resolution with 66 layers
162 from the surface to 140 km, with full stratospheric chemistry and with the Community Aerosol
163 and Radiation Model for Atmospheres in the stratosphere allowing particle growth (Toon et al.,
164 1988; Turco et al., 1979; Bardeen et al., 2008, 2017). Remarkably, the Robock et al. (2007a) and

Deleted: The

166 Coupe et al. (2019) models produced similar results. Nuclear winter, with below freezing
 167 temperatures over much of the Northern Hemisphere during summer, would occur due to a
 168 significant reduction of surface solar radiation due to smoke lofted into the stratosphere. The more
 169 sophisticated aerosol representation in WACCM4 removes this smoke more quickly, but the
 170 magnitude of the climate response is not reduced. In fact, the higher resolution WACCM4
 171 simulates larger temperature and precipitation reductions than ModelE in the first few years
 172 following a 150 Tg soot injection. A strengthening of the northern polar vortex is modeled during
 173 winter by both models in the first year, contributing to above normal, but still below freezing,
 174 temperatures in the Arctic and northern Eurasia.

175 ~~After~~ the August 6, 1945 atomic bombing of Hiroshima and the April 18, 1906, San
 176 Francisco earthquake ~~large firestorms~~ pumped smoke into the stratosphere, and ~~current nuclear~~
 177 ~~arsenals with~~ much larger ~~weapons~~, would do the same ~~when targeted on cities~~. Large
 178 pyrocumulonimbus following forest fires ~~were observed recently to inject smoke into the~~
 179 ~~stratosphere~~ (e.g., Yu et al. 2019) and high-resolution modeling of city fires (Redfern et al., 2021),
 180 as part of our research, further support the theory ~~that stratospheric smoke injections occur~~.

181 2. Reagan and Gorbachev

182 In 1986 President Ronald Reagan of the U.S. and General Secretary Mikhail Gorbachev of
 183 the Soviet Union took the first steps in history to reduce the numbers of nuclear weapons. When
 184 the first nuclear winter results were produced by American (Turco et al., 1983; MacCracken, 1983;
 185 Covey et al., 1984; Robock, 1984) and Russian (Aleksandrov and Stenchikov, 1983) scientists,
 186 they were accepted by President Reagan and General Secretary Gorbachev. When asked about the
 187 effects of nuclear war in a February 12, 1985 interview in the *New York Times* Reagan said, “A
 188 great many reputable scientists are telling us that such a war could just end up in no victory for

Deleted: Observations of firestorms after

Deleted: .

Formatted: Font color: Text 1

Formatted: Font color: Text 1

Formatted: Font color: Text 1

Deleted: are evidence of how

Deleted: fires started by nuclear bombing of cities

Deleted: .

Formatted: Font color: Text 1

Formatted: Font color: Text 1

Deleted: stratospheric injection

Deleted: (

Deleted:);

197 anyone because we would wipe out the earth as we know it. And if you think back to ... natural
 198 calamities - back in the last century, in the 1800's, ... volcanoes - we saw the weather so changed
 199 that there was snow in July in many temperate countries. And they called it the year in which there
 200 was no summer. Now if one volcano can do that, what are we talking about with the whole nuclear
 201 exchange, the nuclear winter that scientists have been talking about? It's possible" Gorbachev
 202 said, "Models made by Russian and American scientists showed that a nuclear war would result
 203 in a nuclear winter that would be extremely destructive to all life on Earth; the knowledge of that
 204 was a great stimulus to us, to people of honor and morality, to act in that situation." (Hertsgaard,
 205 2000).

206 By 1990 the arms race and Cold War had ended. Since then, the global nuclear arsenal has
 207 been reduced by a factor of more than six. We were proud to have had a role in this, and that
 208 science speaking truth to power had actually worked. Figure 1 shows the number of deployed
 209 nuclear weapons on Earth over time. The Soviet Union did not end until 1991, long after the arms
 210 race was over, so that is not what ended the nuclear arms race. But the total is still more than
 211 12,000 nuclear weapons, and 4000 deployed, and all much larger than those used in the first
 212 nuclear war in 1945. They can still produce nuclear winter (Robock et al., 2007a; Coupe et al.,
 213 2019), so the problem is not yet solved.

214 3. India and Pakistan

215 There are now nine nuclear states. In addition to the U.S. and Russia, they are the United
 216 Kingdom, France, China, India, Pakistan, Israel, and North Korea. As the current century began,
 217 we went on to work on other issues, but as a low-grade war continued between India and Pakistan
 218 along the Line of Control in Kashmir, journalists still wondered about the consequences should
 219 one of these skirmishes escalate into a nuclear war. Brian Toon and Rich Turco led an effort to

Deleted:

Deleted: four.

Deleted: around 10

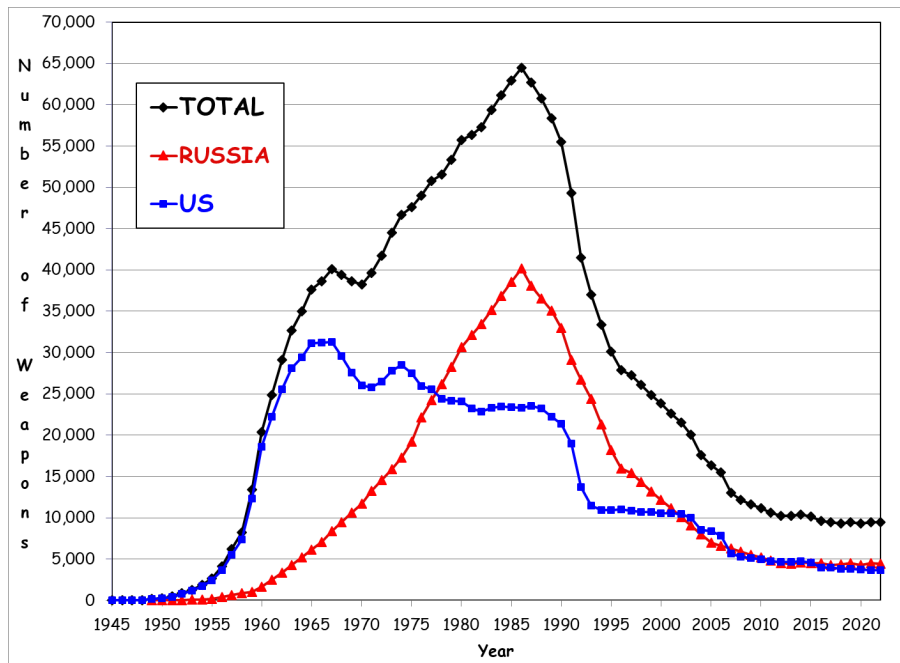


Figure 1. Time series of the total number of nuclear weapons on Earth, which after about 2005 excludes large numbers of tactical nuclear weapons as well as weapons in storage waiting to be dismantled. The total includes all nine nuclear-weapon states, but the other seven have at most a few hundred each. (Kristensen and Norris, 2015, updated.)

223 estimate how much smoke might be generated by such a war (Toon et al., 2007) and Robock et al.
 224 (2007b) used a modern climate model to calculate the resulting climate change. With an estimated
 225 5 Tg of soot from 100 city attacks using 15 kt atomic bombs, the same size that destroyed
 226 Hiroshima on August 6, 1945, using the National Aeronautics and Space Administration/Goddard
 227 Institute for Space Studies ModelE GCM they calculated global average cooling of more than 1
 228 K, to a temperature colder than ever before experienced in recorded human history. This was the

229 first time an atmosphere ocean GCM had been used for this problem, and it was one that had a
 230 complete stratosphere and mesosphere, allowing calculation of the lofting of the smoke by solar
 231 heating and its global distribution. They calculated an *e*-folding lifetime for the smoke of 7 years,
 232 with a climate response lasting more than a decade. Subsequent simulations with other GCMs
 233 (Mills et al. 2014; Stenke et al., 2013; Pausata et al., 2016; Wagman et al, 2020) found very similar
 234 results.

235 For the first time, the world came to the realization that not only would a nuclear war
 236 between the two superpowers be a global catastrophe, but a war between any nuclear states using
 237 less than 1% of the global arsenal would be similarly catastrophic. It would not be nuclear winter,
 238 but could still serious consequences for agriculture and the world food supply unmatched in
 239 modern history (Özdoğan et al., 2013; Xia et al., 2013, 2015).

240 4. Humanitarian impacts conferences

241 Alarmed by the continuing global threat of nuclear war, multiple activists from around the
 242 world organized themselves into the International Campaign to Abolish Nuclear Weapons (ICAN).
 243 ICAN (icanw.org), which now has 650 partner organizations from 110 nations worldwide. To
 244 educate the world about the continuing threat of nuclear weapons, ~~Norway, Mexico, and Austria,~~
 245 organized three international conferences on the humanitarian impacts of nuclear war, in Oslo,
 246 Norway (March 2-3, 2013), Nayarit, Mexico (February 13-14, 2014), and Vienna, Austria
 247 (December 8-9, 2014) ~~as governmental expert conferences. ICAN and other non-governmental~~
 248 ~~organizations as well as academic experts were invited to participate. ICAN also organized~~
 249 ~~separate civil society events in the margins of the three governmental conferences, and campaigned~~
 250 ~~for states to attend.~~ In addition to testimony from hibakusha survivors of the Hiroshima and

Deleted: ICAN

Formatted: Font color: Text 1

Deleted:).

253 Nagasaki bombings in 1945, our work on the agricultural impacts was presented in Norway by
 254 Alan Robock and Ira Helfand, in Mexico by Alan Robock, and in Austria by Michael Mills.

255 Each of these conferences was attended by diplomatic representatives from over 100
 256 nations. Many of them learned for the first time about the remote consequences for themselves of
 257 a nuclear war fought on the other side of Earth, even if no bombs were dropped on them. They
 258 were energized to do something about it.

259 5. Treaty on the Prohibition of Nuclear Weapons

260 ~~In 2017, four countries, Austria, Ireland, Mexico, and South Africa, later expanded to~~
 261 ~~include Brazil, Costa Rica, Indonesia, New Zealand, Nigeria, and Thailand, led a process to obtain~~
 262 ~~a mandate in the United Nations General Assembly to negotiate a treaty to ban nuclear weapons.~~

263 ~~These states submitted resolutions in the General Assembly that garnered the necessary support to~~
 264 ~~conduct the negotiations. ICAN successfully campaigned all along for states to support this~~
 265 ~~activity, but it was a state-led process.~~ At that time, nuclear weapons were the only weapons of

266 mass destruction that were not banned. Chemical and biological weapons had been banned, but
 267 not the most destructive of all. Spurred by what they had learned at the humanitarian conferences
 268 and activism by the ICAN partners in their nations ~~and the International Committee of the Red~~

269 ~~Cross~~, 135 nations, as well as members of civil society came to the UN General Assembly and
 270 negotiated in March, June, and July 2017. Alan Robock made a presentation there on “Climate

271 effects of limited and large-scale nuclear war” on June 27, 2017. On July 7, 2017 the Treaty on
 272 the Prohibition of Nuclear Weapons (TPNW) was passed with a vote of 122 nations in support,
 273 and it opened for signature on September 20, 2017. The Ban Treaty entered into force 90 days

274 after 50 nations had ratified it, which was on January 22, 2021. As of this writing, ~~92~~ nations have
 275 signed it and 68 nations have ratified it.

Deleted: ICAN organized enough national delegations

Formatted: Font color: Text 1

Formatted: Font color: Text 1

Formatted: Font color: Text 1

Formatted: Font color: Text 1

Deleted: in 2017.

Formatted: Font color: Text 1

Deleted: 91

279 The Ban Treaty states that “Each State Party undertakes never under any circumstances to:
 280 (a) Develop, test, produce, manufacture, otherwise acquire, possess or stockpile nuclear weapons
 281 or other nuclear explosive devices; (b) Transfer to any recipient whatsoever nuclear weapons or
 282 other nuclear explosive devices or control over such weapons or explosive devices directly or
 283 indirectly; (c) Receive the transfer of or control over nuclear weapons or other nuclear explosive
 284 devices directly or indirectly; (d) Use or threaten to use nuclear weapons or other nuclear explosive
 285 devices; (e) Assist, encourage or induce, in any way, anyone to engage in any activity prohibited
 286 to a State Party under this Treaty; (f) Seek or receive any assistance, in any way, from anyone to
 287 engage in any activity prohibited to a State Party under this Treaty; (g) Allow any stationing,
 288 installation or deployment of any nuclear weapons or other nuclear explosive devices in its
 289 territory or at any place under its jurisdiction or control.”

290 Unfortunately, the nine nuclear states have not yet ratified the treaty, and have encouraged
 291 their allies to ignore it. But gradually, the will of the rest of the world demanding the abolition of
 292 nuclear weapons is being felt through pressure from increasing ratifications, and signatories, and
 293 the political pressure that comes from the TPNW’s underlying arguments on the humanitarian
 294 consequences and risks of nuclear weapons.

295 **6. ICAN Nobel Peace Prize**

296 On October 6, 2017, it was announced that ICAN was awarded the 2017 Nobel Peace Prize
 297 “for its work to draw attention to the catastrophic humanitarian consequences of any use of nuclear
 298 weapons and for its ground-breaking efforts to achieve a treaty-based prohibition of such
 299 weapons.” We were very happy that our work once again had such a positive influence.

300 When Beatrice Fihn, the director of ICAN, accepted the prize in her Nobel Peace Prize
 301 Lecture on December 10, 2017 she said, “If only a small fraction of today’s nuclear weapons were

- Deleted: .
- Deleted: at
- Deleted: first Meeting
- Deleted: States Parties
- Deleted: TPNW, June 21-23, 2022, in Vienna,
- Deleted: despite this public opposition, several key NATO states, Belgium, Germany, the Netherlands,
- Formatted: Font color: Text 1
- Formatted: Font color: Text 1
- Deleted: Norway, as well as prospective members Finland and Sweden, attended as observers. So did U.S. ally Australia, which in October, 2022, at the UN for
- Deleted: first time did not vote against a resolution urging states to sign
- Deleted: TPNW. Gradually, it seems,
- Formatted: Font color: Text 1
- Formatted: Font color: Text 1
- Formatted: Font color: Text 1
- Deleted: TPNW is getting more and more support.

316 used, soot and smoke from the firestorms would loft high into the atmosphere - cooling, darkening
 317 and drying the Earth's surface for more than a decade. It would obliterate food crops, putting
 318 billions at risk of starvation. Yet we continue to live in denial of this existential threat. The story
 319 of nuclear weapons will have an ending, and it is up to us what that ending will be. Will it be the
 320 end of nuclear weapons, or will it be the end of us? One of these things will happen. The only
 321 rational course of action is to cease living under the conditions where our mutual destruction is
 322 only one impulsive tantrum away."

323 7. Global Famine, Ultraviolet Radiation, and Extended Oceanic Response

324 While elated that our work helped lead to a treaty to ban nuclear weapons and to a Nobel
 325 Peace Prize, we still have many scientific questions to address, including several details of the
 326 amounts of fuel in target areas, the spread of urban fires, the altitudes of soot injection from mass
 327 fires, the impacts on the biota of ozone depletion and increased surface ultraviolet (UV) radiation,
 328 the spread of radioactive material in the atmosphere and oceans, and the impacts on agriculture
 329 and famine. So far, we ~~have~~, not been able to obtain funding for this work from the Department of
 330 Energy, which makes our nuclear weapons, the Department of Defense, which might actually use
 331 them, or the Department of Homeland Security, whose job is to protect us from the indirect impacts
 332 of nuclear war. Our conventional funding agencies, the National Science Foundation and NASA
 333 also were not interested in considering proposals for a topic they found too radioactive.

334 We continued to do some research, using support for other questions, such as the impacts
 335 of volcanic eruptions on climate, but could not devote much time to it. Then one day in 2017, a
 336 program manager for the Open Philanthropy Project, called Alan Robock to ask for feedback on a
 337 project they were considering related to climate intervention, a topic he was working on. After
 338 they talked, he asked her if they would consider funding our work on nuclear winter, which resulted

Deleted: had

Deleted:

341 in a very-well funded 3-year project. He and Brian Toon put together a team to address many
342 topics, including scenarios of future nuclear war, smoke emissions from cities and industrial areas
343 that would be burned by nuclear war, impacts on ozone, and impacts on crops. In 2020 we were
344 renewed for another 3 years.

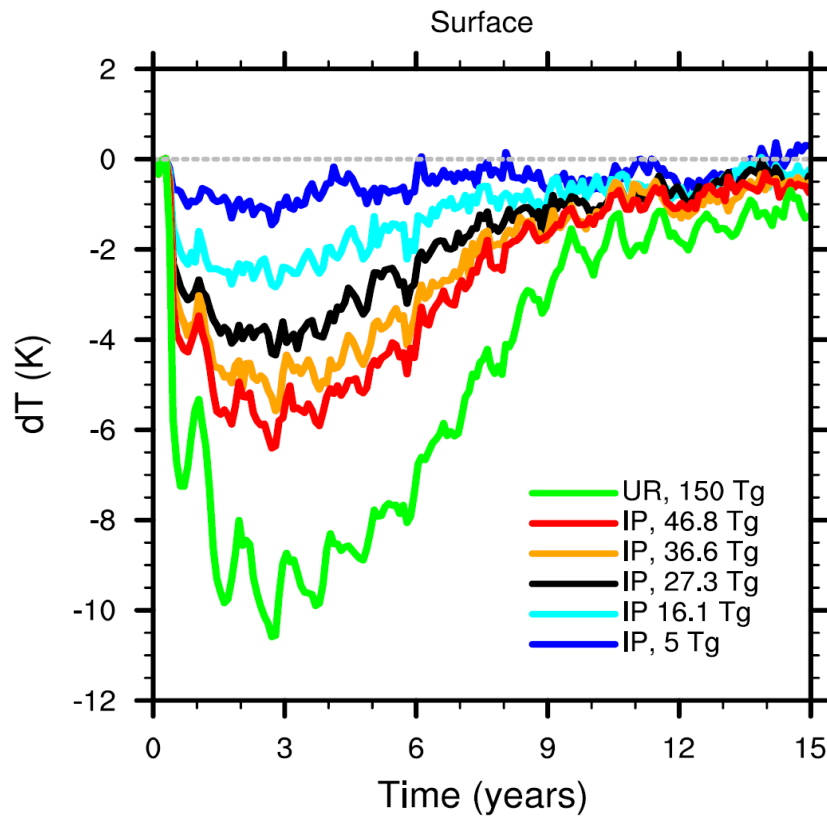


Figure 2. Global average surface air temperature changes for various scenarios of soot injection from fires, expressed in teragrams (Tg). IP are various India-Pakistan nuclear war scenarios and UR is United States-Russia and allies. For details see Toon et al. (2019).

345 This unexpected surge in our funding, from philanthropic sources, resulted in 17 journal
 346 articles and counting (<http://climate.envsci.rutgers.edu/nuclear/#Publications>). Here we just
 347 describe a couple of them. Toon et al. (2019) realized that Pakistan and India may have 400 to
 348 500 nuclear weapons by 2025 with yields from tested 12- to 45-kt values to a few hundred kilotons.
 349 They studied various scenarios of how India and Pakistan might fight a nuclear war with more and
 350 larger weapons than the Toon et al. (2007) case. See Figure 2 for the global average surface air
 351 temperature changes and Table 1 for details on the scenarios. Lovenduski et al. (2020) used these
 352 simulations to study ocean acidification responses. They found that nuclear conflict has the

Table 1. Number of weapons on urban targets, yields, direct fatalities from the bomb blasts, and resulting number of people in danger of death due to famine for the different scenarios we studied. The 5 Tg case scenario is from Toon et al. (2007) for an India-Pakistan war taking place in 2008; the 16-47 Tg cases are from Toon et al. (2019) for an India-Pakistan war taking place in 2025; and the 150 Tg case is from Coupe et al. (2019), which assumes attacks on France, Germany, Japan, U.K., U.S., Russia, and China. The last column is the number of people who would starve by the end of Year 2 when the rest of the population is provided with the minimum amount of food needed to survive, assumed to be a global average calorie intake of 1911 kcal/capita/day, and for no international trade, for a case in which 50% of livestock crop feed was used for human consumption, and 50% of livestock crop feed was used to raise livestock, using the latest complete data available, for the year 2010. For 2010, the total population of the nations used in the study was 6,700,000,000. There are many other scenarios in which these amounts of soot could be produced by a nuclear war, and the scenarios we use are only meant to be illustrative examples. (Table 1 from Xia et al., 2022)

<u>Soot</u>	<u>Number of weapons</u>	<u>Yield</u>	<u>Number of direct fatalities</u>	<u>Number of people without food at the end of Year 2</u>
<u>5 Tg</u>	<u>100</u>	<u>15 kt</u>	<u>27,000,000</u>	<u>255,000,000</u>
<u>16 Tg</u>	<u>250</u>	<u>15 kt</u>	<u>52,000,000</u>	<u>926,000,000</u>
<u>27 Tg</u>	<u>250</u>	<u>50 kt</u>	<u>97,000,000</u>	<u>1,426,000,000</u>
<u>37 Tg</u>	<u>250</u>	<u>100 kt</u>	<u>127,000,000</u>	<u>2,081,000,000</u>
<u>47 Tg</u>	<u>500</u>	<u>100 kt</u>	<u>164,000,000</u>	<u>2,512,000,000</u>
<u>150 Tg</u>	<u>4400</u>	<u>100 kt</u>	<u>360,000,000</u>	<u>5,341,000,000</u>
<u>150 Tg</u>	<u>4400</u>	<u>100 kt</u>	<u>360,000,000</u>	<u>*5,081,000,000</u>

*Assuming total household waste is added to food consumption.

353 potential to increase surface ocean pH and decrease aragonite saturation state, that the decrease in
 354 saturation state would exacerbate shell dissolution from anthropogenic ocean acidification, and
 355 that a regional nuclear conflict may have far-reaching effects on global ocean carbonate chemistry.

356 We conducted a study using multiple crop models for rice, wheat, maize, and soybeans
 357 showing that the impacts from 5 Tg of soot injected into the upper atmosphere would have global
 358 repercussions (Jägermeyr et al., 2020). Total single-year losses of 12 (± 4)% quadruple the largest
 359 observed historical anomaly and exceed impacts caused by historic droughts and volcanic
 360 eruptions. Integrated food trade network analyses showed that domestic reserves and global trade
 361 could largely buffer the production anomaly in the first year. Persistent multiyear losses, however,
 362 would constrain domestic food availability and propagate to the Global South, especially to food-
 363 insecure countries. By year 5, maize and wheat availability would decrease by 13% globally and
 364 by more than 20% in 71 countries with a cumulative population of 1.3 billion people. In view of
 365 today's high level of nuclear risks, this study shows that a regional conflict using < 1% of the
 366 worldwide nuclear arsenal could have adverse consequences for global food security unmatched
 367 in modern history.

368 Scherrer et al. (2020) used a fisheries model and showed that agricultural losses could not
 369 be offset by the world's fisheries, especially given widespread overfishing. Cold temperatures and
 370 reduced sunlight would decrease the growth of fish biomass, possibly as much as under
 371 unmitigated climate change. Although intensified postwar fishing could yield a small catch
 372 increase, dramatic declines would ensue due to overharvesting.

373 To examine the consequences for food production in each nation for various amounts of
 374 smoke, Xia et al. (2022) used crop and fishery models to estimate the impacts arising from six
 375 scenarios of stratospheric soot injection, predicting the total food calories available in each nation

Deleted: showed

Deleted:), modeling the impacts on major crops, rice, wheat, maize, and soybeans.

Deleted:

Deleted: increasing instability in South Asia

Deleted:

Proportion of population that would starve to death
 Partial Livestock Case, 37 Tg, 50% livestock feed to human consumption, no trade

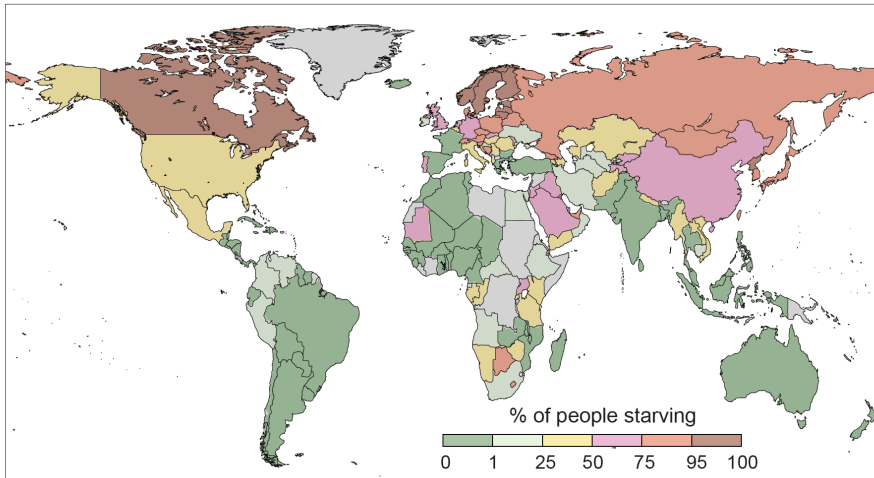


Figure 3. As described by Xia et al. (2022), we assumed that all stored food would be consumed within months after a nuclear war, and calculated for the next year how many people would survive in each country if there was no international trade, if all people ate the minimum number of calories needed to support regular physical activity, and that once the available food ran out, no food would be given to the fraction of the population that is predicted to die. That portion is plotted on this map for a 37 Tg soot injection, and assuming that half the livestock was maintained, and the livestock crop feed that would have gone to the rest would go to humans. This would result in the death of 1-2 billion people. Of course, the fraction of the population given no food would likely attack those with food, leading to even more deaths.

382 post-war after stored food is consumed. In quantifying impacts caused by climate change induced
 383 by the war, we showed that soot injections would lead to mass food shortages in almost all
 384 countries. Figures 3 and 4 show the number of people who would survive for two different
 385 scenarios, as described in Table 1. Consuming livestock and increased fishing would be unable to
 386 compensate for reduced crop output in most countries in the larger war scenarios. The sudden
 387 drop in light and ocean temperatures would severely limit the production of marine algae, the

388 foundation of the marine food web, essentially creating a famine in the ocean, with higher impacts
 389 to marine food sources in the Northern Hemisphere and coastal regions world-wide. In the larger
 390 war scenarios, this would pose intense limitations on fishing. Realistic adaptation measures we
 391 studied, such as reducing livestock production and using livestock food for humans, or food waste
 392 reduction, would have limited impact on decreasingly available calories for the large smoke
 393 injection scenarios. Rapidly shifting agricultural production to new crops would be very difficult
 394 due to the period of only a few months before global food reserves are exhausted, as well as lack
 395 of seeds, fertilizer, labor, and agricultural knowledge.

396 The results in Figures 3 and 4 depend on the assumptions made in our study. You might
 397 survive a nuclear war fought in the Northern Hemisphere by living in Argentina, Australia, or New

Formatted: Font color: Text 1



Figure 4. As Figure 3, but for 150 Tg of smoke injected into the upper atmosphere. This would result in the death of most of humanity, more than 5 billion people out of an assumed population of 6.7 billion.

398 Zealand. Indeed, because we assumed that international trade in food would collapse after a
 399 nuclear war, and these are all large food exporting nations, there would be enough locally-produced
 400 food to feed their current populations. The climate changes induced by even the thickest smoke
 401 cloud from a U.S.-Russia nuclear war would be lessened in these nations due to their Southern
 402 Hemisphere locations, and their being surrounded by a large ocean. In contrast, the U.S., Russia,
 403 and China would lose more than 90% of their populations due to starvation. At higher latitudes in
 404 large continents, the impacts of climate change on agriculture and pasture would be exacerbated.
 405 In addition, the high populations in the U.S., Russia, and China would require significant
 406 agricultural productivity that would be difficult with the persistent low temperatures in these
 407 countries even without a full nuclear winter. In a nuclear winter, several years with persistent sub-
 408 freezing temperature would halt agriculture.

Deleted: lower latitude

Deleted:

409 However, there are factors that did not go into these maps that would have to be considered.
 410 Any comprehensive attempt to understand the full-scale consequences of such famine scenarios
 411 would have to include the impacts on social structures, likely societal collapse, infrastructure
 412 destruction, mass migratory movements, and psychological impacts, and those studies still need to
 413 be carried out. Also, we have not yet analyzed the impacts of radioactivity, but radioactivity
 414 impacts would largely be confined to regions near targets of nuclear weapons, and we here focus
 415 on the much greater impacts on food. The results shown in Figures 3 and 4 are for the second year
 416 after the war, but the agricultural effects do not return to normal for several more years. Therefore,
 417 further loss of life would occur. There would be fewer remaining workers to do the farming, but
 418 also fewer people to feed. We did not have the expertise to address issues such as a general societal
 419 collapse, infrastructure breakdown, psychological impacts, and probable halt to other supplies
 420 needed for farming, including fertilizer, seeds, fuel and parts for machinery. All imported medical

Deleted:

424 supplies and technology would also probably halt. We did not consider the impacts of additional
 425 ultraviolet radiation that would hit the surface due to ozone depletion in the stratosphere (Bardeen
 426 et al., 2021), and did not consider direct radioactivity impacts on humans or radioactive
 427 contamination of food. Once the international banking system collapsed, would it even be possible
 428 to pay for imports, if they were being traded? But one import would certainly increase. There
 429 would be flotillas of hungry people from the countries without food on their way south.

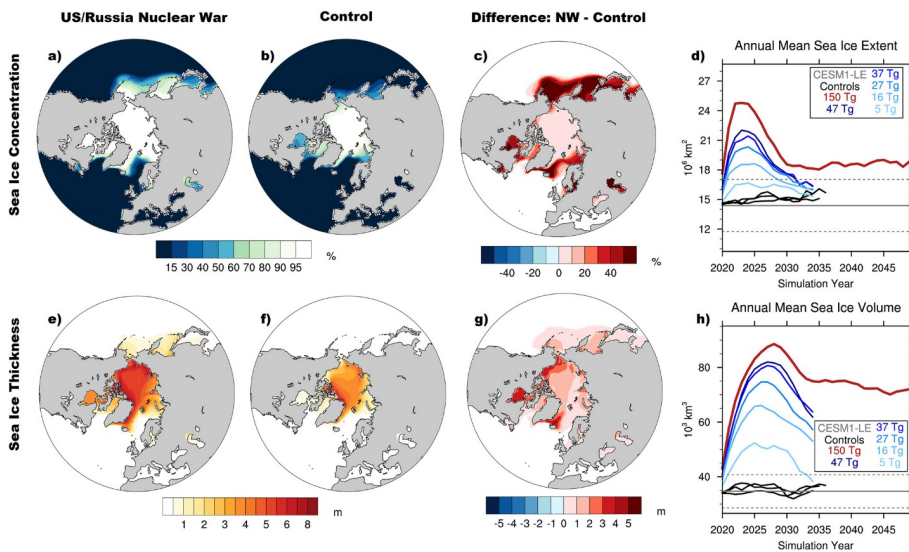


Figure 5. Post-war Arctic sea ice evolution. Arctic 2020-2025 mean sea ice concentration (%) for (a) the US-Russia Nuclear War (NW) scenario, (b) the control scenario, and (c) the difference in concentration between the two scenarios. Arctic mean sea ice thickness (m) for (e) the US/Russia Nuclear War scenario, (f) the control scenario, and (g) the difference in thickness between the two scenarios. The Northern Hemisphere annual mean time series of (d) sea ice extent and (h) sea ice volume is shown for all war scenarios (colors) and control scenarios (black), where the CESM-LE experiment mean (solid grey line) and standard deviation (dashed) over the preindustrial period are given to demonstrate the natural, internal variability within the model. (Figure 5 from Harrison et al. (2022))

430 In addition to these catastrophic impacts, Harrison et al. (2022) found that the impacts of
431 the surface cooling caused by the nuclear war would also include expansion of sea ice in the first
432 years after the war when food shortages would be highest, affecting shipping in regions into crucial
433 ports where sea ice is not currently experienced, such as the Yellow Sea. This is illustrated in
434 Figure 5. In all scenarios, the ocean would cool rapidly but would not return to the pre-war state
435 when the smoke cleared. Instead, the ocean would take many decades to return to normal, and
436 some parts of the ocean would likely stay in the new state for hundreds of years or longer. Arctic
437 sea ice would be left in a new state, a sort of “Nuclear Little Ice Age.” Marine ecosystems would
438 be highly disrupted by both the initial perturbation and the resulting new ocean state, resulting in
439 impacts to ecosystem services worldwide, lasting for decades.

440 **8. Recent impacts of our work**

441 In 2022, after the stymied invasion of Ukraine by Russia, President Putin threatened that
442 he might use nuclear weapons. We have tried to communicate our new results as widely as we
443 can, making presentations at the [2022 Vienna Conference on the Humanitarian Impact of Nuclear](#)
444 [Weapons, which was organized by Austria on the day before the](#) First Meeting of States Parties of
445 the TPNW, which took place in June 2022 in Vienna, and at the Tenth Review Conference of the
446 Non-Proliferation Treaty at the United Nations in New York, in August, 2022. We have noticed
447 a strong uptick in the frequency of the use of the term “nuclear winter” on websites around the
448 world. We think that our work, with this ubiquitous recognition of the possibility of nuclear winter
449 following the use of any nuclear weapons, which could lead to escalation, is reducing the chance
450 of that happening. But we do not know how to measure this impact.

451 However, there is evidence of awareness of our work in statements from nuclear powers.
452 A January 3, 2022 Joint Statement of the Leaders of the Five Nuclear-Weapon States on Preventing

453 Nuclear War and Avoiding Arms Races said, “The People’s Republic of China, the French
454 Republic, the Russian Federation, the United Kingdom of Great Britain and Northern Ireland, and
455 the United States of America consider the avoidance of war between Nuclear-Weapon States and
456 the reduction of strategic risks as our foremost responsibilities. We affirm that a nuclear war
457 cannot be won and must never be fought. ... We remain committed to our Nuclear Non-
458 Proliferation Treaty (NPT) obligations, including our Article VI obligation ‘to pursue negotiations
459 in good faith on effective measures relating to cessation of the nuclear arms race at an early date
460 and to nuclear disarmament, and on a treaty on general and complete disarmament under strict and
461 effective international control.’”

462 On October 27, 2022, Pakistan’s Ambassador to the United States, Masood Khan, warned
463 of a nuclear winter that could result from escalation of conflicts in Kashmir between nuclear-armed
464 Pakistan and India (O’Connor, 2022). The November 16, 2022 G20 Bali Leaders’ Declaration
465 indirectly refers to nuclear winter, and included, “It is essential to uphold international law and the
466 multilateral system that safeguards peace and stability. This includes defending all the Purposes
467 and Principles enshrined in the Charter of the United Nations and adhering to international
468 humanitarian law, including the protection of civilians and infrastructure in armed conflicts. The
469 use or threat of use of nuclear weapons is inadmissible.” But if the nuclear weapons states claim
470 that the only reason they keep their nuclear weapons is for deterrence, that involves the threat of
471 their use of nuclear weapons. So there is more work to do.

472 Several of us, Alan Robock, Brian Toon, Rich Turco, and Gera Stenchikov, received the
473 2022 Future of Life Award on August 6, 2022 in Brooklyn, “for reducing the risk of nuclear war
474 by developing and popularizing the science of nuclear winter,” along with Carl Sagan, Paul
475 Crutzen, John Birks, and Jeannie Peterson. Lili Xia, Alan Robock and Brian Toon received the

476 Global Peace and Health Award from the International Physicians for Prevention of Nuclear War
477 and the Boston Chapter of Physicians for Social Responsibility, October 1, 2022. And Lili Xia,
478 Alan Robock, and our coauthors of the Xia et al. (2022) paper were nominated for the 2022 Arms
479 Control Persons of the Year in December, 2022.

480 **9. What now?**

481 We plan to continue our work to publicize the threat of nuclear weapons. While the number
482 of countries that have signed and ratified the TPNW is slowly increasing, the nine nuclear states
483 continue to ignore it. The recent United States Nuclear Posture Review took no steps to lower its
484 nuclear arsenal. China is building more missile silos. Iran continues to seem to want to build its
485 own nuclear arsenal. To repeat, there is still a lot of work to do, and some of the readers of *ACP*
486 could help to do this work.

487

488 **Author contributions.** AR wrote the first version of this paper, with contributions from all the
489 other authors. AR drew Figure 1, OBT and CGB drew Figure 2, Lili Xia drew Figures 3 and 4,
490 and CSH and JC drew Figure 5.

491

492 **Competing interests.** The authors declare that they have no conflict of interest.

493

494 **Acknowledgments.** This work is supported by the Open Philanthropy Project. We thank
495 Ambassador Alexander Kmentt and one anonymous reviewer for valuable feedback, which has
496 strengthened the paper.

497

References

498

499

500 Aleksandrov, V. V., and Stenchikov, G. L.: On the modeling of the climatic consequences of the

501 nuclear war, *Proc. Applied Math*, (Computing Centre, USSR Academy of Sciences, Moscow),

502 21 pp., 1983.

503 Bardeen, C. G., Toon, O. B., Jensen, E. J., Marsh, D. R., and Harvey, V. L.: Numerical simulations

504 of the three-dimensional distribution of meteoric dust in the mesosphere and upper

505 stratosphere. *J. Geophys. Res.*, 113, D17202, doi:10.1029/2007JD009515, 2008.

506 Bardeen, C. G., Garcia, R. R., Toon, O. B., and Conley, A. J.: On transient climate change at the

507 Cretaceous-Paleogene boundary due to atmospheric soot injections, *Proc. Nat. Acad. Sci.*, 114,

508 36-45, doi:10.1073/pnas.1708980114, 2017.

509 Bardeen, C. G., Kinnison, D. E., Toon, O. B., Mills, M. J., Vitt, F., Xia, L., Jägermeyr, J.,

510 Lovenduski, N. S., Scherrer, K. J. N., Clyne, M., and Robock, A.: Extreme ozone loss

511 following nuclear war resulting in enhanced surface ultraviolet radiation. *J. Geophys. Res.*

512 *Atmos.*, 126, e2021JD035079, doi:10.1029/2021JD035079, 2021.

513 Coupe, J., Bardeen, C. G., Robock, A., and Toon, O. B.: Nuclear winter responses to global nuclear

514 war in the Whole Atmosphere Community Climate Model Version 4 and the Goddard Institute

515 for Space Studies ModelE. *J. Geophys. Res. Atmos.*, 124, 8522-8543,

516 doi:10.1029/2019JD030509, 2019.

517 Covey, C., Thompson, S., and Schneider, S. H.: Global atmospheric effects of massive smoke

518 injections from a nuclear war: Results from general circulation model simulations, *Nature*, 308,

519 21-25, 1984.

520 Ghan, S. J.: Chronic climatic effects of nuclear war, *Atmos. Environ.*, 25A, 2615-2625, 1991.

Deleted: ,

Formatted: Font: Not Italic

- 522 Ghan, S. J., MacCracken, M. C., and Walton, J. J.: Climatic response to large atmospheric smoke
523 injections: Sensitivity studies with a tropospheric general circulation model, *J. Geophys. Res.*,
524 93, 8315-8337, 1988.
- 525 Harrison, C. S., Rohr, T., DuVivier, A., Maroon, E. A., Bachman, S., Bardeen, C. G., Coupe, J.,
526 Garza, V., Heneghan, R., Lovenduski, N. S., Neubauer, P., Rangel, V., Robock, A., Scherrer,
527 K., Stevenson, S., and Toon, O. B.: A new ocean state after nuclear war. *AGU Advances*, 3,
528 e2021AV000610, doi:10.1029/2021AV000610, 2022.
- 529 Hertsgaard, M.: Mikhail Gorbachev explains what's rotten in Russia, *Salon.com*,
530 <https://www.salon.com/2000/09/07/gorbachev/>, 7 September 2000.
- 531 Jägermeyr, J., Robock, A., Elliott, J., Müller, C., Xia, L., Khabarov, N., Folberth, C., Schmid, E.,
532 Liu, W., Zabel, F., Rabin, S. S., Puma, M. J., Heslin, A., C., Franke, J., Foster, I., Asseng, S.,
533 Bardeen, C. G., Toon, O. B., and Rosenzweig, C.: A regional nuclear conflict would
534 compromise global food security. *Proc. Nat. Acad. Sci.*, 117, 7071-7081,
535 doi:10.1073/pnas.1919049117, 2020.
- 536 Koch, D., Schmidt, G. A., and Field, C. V.: Sulfur, sea salt, and radionuclide aerosols in GISS
537 ModelE, *J. Geophys. Res.*, 111, D06206, doi:10.1029/2004JD005550, 2006.
- 538 Kristensen, H. M., and Norris, R. S.: Global nuclear weapons inventories, 1945–2013, *Bull. Atom.*
539 *Scientists*, 69:5, 75-81, <https://doi.org/10.1177/0096340213501363>, 2015.
- 540 Lovenduski, N. S., Harrison, C. S., Olivarez, H., Bardeen, C. G., Toon, O. B., Coupe, J., Robock,
541 A., Rohr, T., and Stevenson, S.: The potential impact of nuclear conflict on ocean acidification.
542 *Geophys. Res. Lett.*, 47, e2019GL086246, doi:10.1029/2019GL086246, 2020.

- 543 MacCracken, M. C.: Nuclear war: Preliminary estimates of the climatic effects of a nuclear
544 exchange, Lawrence Livermore National Laboratory Report UCRL-89770 (Livermore, CA),
545 1983.
- 546 Marsh D. R., Mills, M. J., Kinnison, D. E., Lamarque, J.-F., Calvo, N., and Polvani, L. M.: Climate
547 change from 1850 to 2005 simulated in CESM1(WACCM), *J. Climate*, 26, 7372-7391,
548 <https://doi.org/10.1175/JCLI-D-12-00558.1>, 2013.
- 549 Mills, M. J., Toon, O. B., Lee-Taylor, J., and Robock, A.: Multidecadal global cooling and
550 unprecedented ozone loss following a regional nuclear conflict. *Earth's Future*, 2, 161-176,
551 2014.
- 552 O'Connor, T.: Pakistan Envoy Warns Nuclear Risk Looms in Kashmir 75 Years After India War,
553 *Newsweek*, [https://www.newsweek.com/pakistan-envoy-warns-nuclear-risk-looms-kashmir-](https://www.newsweek.com/pakistan-envoy-warns-nuclear-risk-looms-kashmir-75-years-after-india-war-1755249)
554 [75-years-after-india-war-1755249](https://www.newsweek.com/pakistan-envoy-warns-nuclear-risk-looms-kashmir-75-years-after-india-war-1755249), 27 October 2022.
- 555 Özdoğan, M., Robock, A., and Kucharik, C.: Impacts of a nuclear war in South Asia on soybean
556 and maize production in the Midwest United States. *Climatic Change*, 116, 373-387,
557 doi:10.1007/s10584-012-0518-1, 2013.
- 558 Pausata, F. S. R., Lindvall, J., Ekman, A. M. L., & Svensson, G.: Climate effects of a hypothetical
559 regional nuclear war: Sensitivity to emission duration and particle composition. *Earth's Future*,
560 4(11), 498–511. <https://doi.org/10.1002/2016EF000415>, 2016.
- 561 Pittock, A. B., Ackerman, T. P., Crutzen, P. J., MacCracken, M. C., Shapiro, C. S., and Turco, R.
562 P. (Eds): *Environmental Consequences of Nuclear War*, SCOPE 28. Volume I, Physical and
563 Atmospheric Effects, John Wiley & Sons, New York, 1986.
- 564 Pittock, A. B., Walsh, K., and Frederiksen, J. S.: General circulation model simulation of mild
565 nuclear winter effects, *Climate Dyn.*, 3, 191-206, 1989.

- 566 Reagan, R.: Transcript of interview with President on a range of issues, New York Times,
567 [http://www.nytimes.com/1985/02/12/world/transcript-of-interview-with-president-on-a-](http://www.nytimes.com/1985/02/12/world/transcript-of-interview-with-president-on-a-range-of-issues.html?pagewanted=all)
568 [range-of-issues.html?pagewanted=all](http://www.nytimes.com/1985/02/12/world/transcript-of-interview-with-president-on-a-range-of-issues.html?pagewanted=all), 1985.
- 569 Redfern, S., Lundquist, J. K., Toon, O. B., Muñoz-Esparza, D., Bardeen, C. G., and Kosović, B.:
570 Upper troposphere smoke injection from large areal fires. *J. Geophys. Res. Atmos.*, 126,
571 e2020JD034332. <https://doi.org/10.1029/2020JD034332>, 2021.
- 572 Robock, A.: Snow and ice feedbacks prolong effects of nuclear winter, *Nature*, 310, 667-670,
573 1984.
- 574 Robock, A., Oman, L., and Stenchikov, G. L.: Nuclear winter revisited with a modern climate
575 model and current nuclear arsenals: Still catastrophic consequences. *J. Geophys. Res.*, 112,
576 D13107, doi:2006JD008235, 2007a.
- 577 Robock, A., Oman, L., Stenchikov, G. L., Toon, O. B., Bardeen, C., and Turco, R. P.: Climatic
578 consequences of regional nuclear conflicts. *Atm. Chem. Phys.*, 7, 2003-2012, 2007b.
- 579 Russell, G. L., Miller, J. R., and Rind, D.: A coupled atmosphere-ocean model for transient climate
580 change, *Atmosphere-Ocean*, 33, 683-7305, 1995.
- 581 Sagan, C., and Turco R.: *A Path Where No Man Thought - Nuclear Winter and the End of the*
582 *Arms Race*, Random House, New York, 499 pp., 1990.
- 583 Scherrer, K. J. N., Harrison, C. S., Heneghan, R. F., Galbraith, E., Bardeen, C. G., Coupe, J.,
584 Jägermeyr, J., Lovenduski, N. S., Luna, A., Robock, A., Stevens, J., Stevenson, S., Toon, O.
585 B., and Xia, L.: Marine wild-capture fisheries after nuclear war. *Proc. Nat. Acad. Sci.*, 117(47),
586 29,748-29,758, doi:10.1073/pnas.2008256117, 2020.

- 587 Schmidt, G. A., et al.: Present-day atmospheric simulations using GISS ModelE: Comparison to
588 in situ, satellite, and reanalysis data, *J. Climate*, 19, 153-192,
589 <https://doi.org/10.1175/JCLI3612.1>, 2006.
- 590 Schneider, S. H., and Thompson, S. L.: Simulating the climatic effects of nuclear war, *Nature*, 333,
591 221-227, 1988.
- 592 Stenke, A., Hoyle, C. R., Luo, B., Rozanov, E., Gröbner, J., Maag, L., Brönnimann, S., and Peter,
593 T.: Climate and chemistry effects of a regional scale nuclear conflict, *Atmos. Chem. Phys.*, 13,
594 9713–9729, <https://doi.org/10.5194/acp-13-9713-2013>, 2013.
- 595 Thompson, S. L.: Global interactive transport simulations of nuclear war smoke, *Nature*, 317, 35-
596 39, 1985.
- 597 Toon, O. B., Turco, R. P., Westphal, D., Malone, R., and Liu, M. S.: A multidimensional model
598 for aerosols - description of computational analogs, *J. Atmos. Sci.*, 45, 2123-2143,
599 doi:10.1175/1520-0469(1988)045<2123:AMMFAD>2.0.CO;2., 1988.
- 600 Toon, O. B., Turco, R. P., Robock, A., Bardeen, C., Oman, L., and Stenchikov, G. L.: Atmospheric
601 effects and societal consequences of regional scale nuclear conflicts and acts of individual
602 nuclear terrorism. *Atm. Chem. Phys.*, 7, 1973-2002, 2007
- 603 Toon, O. B., Robock, A., and Turco, R. P.: Environmental consequences of nuclear war. *Physics*
604 *Today*, 61, No. 12, 37-42, 2008.
- 605 Toon, O. B., Bardeen, C. G., Robock, A., Xia, L., Kristensen, H., McKinzie, M., Peterson, R. J.,
606 Harrison, C., Lovenduski, N. S., and Turco, R. P.: Rapid expansion of nuclear arsenals by
607 Pakistan and India portends regional and global catastrophe. *Science Advances*, 5, eaay5478,
608 doi:10.1126/sciadv.aay5478, 2019.

- 609 Turco, R. P., Toon, O. B., Ackerman, T. P., Pollack, J. B., and Sagan, C.: Nuclear winter: Global
610 consequences of multiple nuclear explosions, *Science*, 222, 1283-1292, 1983.
- 611 Turco, R. P., Toon, O. B., Ackerman, T. P., Pollack, J. B., and Sagan, C.: Climate and smoke: An
612 appraisal of nuclear winter, *Science*, 247, 166-176, 1990.
- 613 Wagman, B. M., Lundquist, K. A., Tang, Q., Glascoe, L. G., and Bader, D. C.: Examining the
614 climate effects of a regional nuclear weapons exchange using a multiscale atmospheric
615 modeling approach. *J. Geophys. Res. Atmos.*, 125, e2020JD033056.
616 <https://doi.org/10.1029/2020JD033056>, 2020.
- 617 Xia, L., and Robock, A.: Impacts of a nuclear war in South Asia on rice production in mainland
618 China. *Climatic Change*, 116, 357-372, doi:10.1007/s10584-012-0475-8, 2013.
- 619 Xia, L., Robock, A., Mills, M., Stenke, A., and Helfand, I.: Decadal reduction of Chinese
620 agriculture after a regional nuclear war. *Earth's Future*, 3, 37-48, doi:10.1002/2014EF000283,
621 2015.
- 622 Xia, L., Robock, A., Scherrer, K., Harrison, C. S., Bodirsky, B. L., Weindl, I., Jägermeyr, J.,
623 Bardeen, C. G., Toon, O. B., and Heneghan, R.: Global food insecurity and famine from
624 reduced crop, marine fishery and livestock production due to climate disruption from nuclear
625 war soot injection. *Nature Food*, 3, 586-596, doi:10.1038/s43016-022-00573-0, 2022.
- 626 Yu, P., et al.: Black carbon lofts wildfire smoke high into the stratosphere to form a persistent
627 plume. *Science*, 365, 587-590, doi:10.1126/science.aax1748, 2019.