

Supplementary material for the manuscript:

Summertime fluorescence characteristics of atmospheric water-soluble organic carbon in the marine boundary layer of the western Arctic Ocean

Jinyoung Jung¹, Yuzo Miyazaki², Jin Hur³, Mi Hae Jeon¹, Youngju Lee¹, Kyoung-Ho Cho¹, Hyun Young Chung^{1,4}, Kitae Kim^{1,4}, Jung-Ok Choi¹, Catherine Lalande¹, Joo-Hong Kim¹, Taejin Choi¹, Young Jun Yoon¹, Eun Jin Yang¹, and Sung-Ho Kang¹

¹Korea Polar Research Institute, 26 Songdomirae-ro, Yeonsu-gu, Incheon 21990, Republic of Korea

²Institute of Low Temperature Science, Hokkaido University, Sapporo 060-0819, Japan

³Department of Environment & Energy, Sejong University, 209 Neungdong-ro, Gwangjin-gu, Seoul 05006, Republic of Korea

⁴Department of Polar Sciences, University of Science and Technology, Incheon 21990, Republic of Korea

Correspondence to: Jinyoung Jung (jinyoungjung@kopri.re.kr)

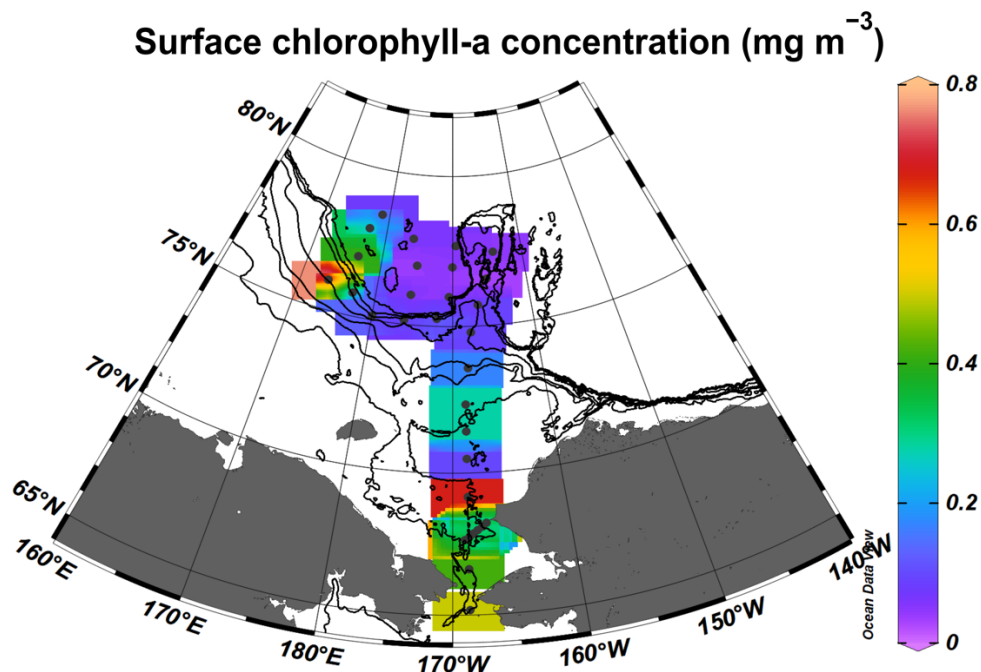


Figure S1. Spatial distribution of in situ surface chlorophyll-a (Chl-a) concentrations (mg m⁻³) observed in the western Arctic Ocean during the summer (6–19 August) of 2016. The surface Chl-a concentration ranged from 0.031–0.77 mg m⁻³ during the cruise.

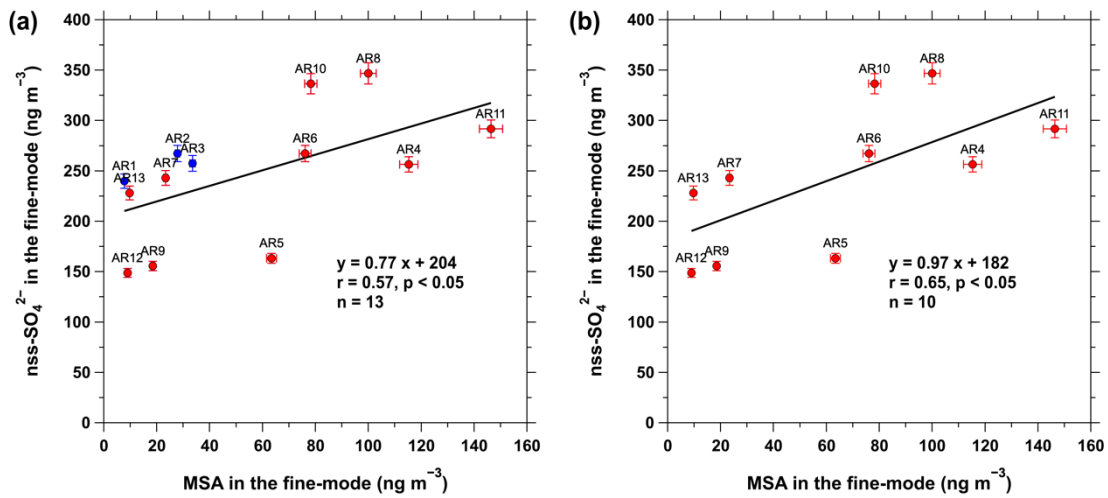


Figure S2. (a) Relationship between nss-SO_4^{2-} (ng m^{-3}) and MSA (ng m^{-3}) in the fine-mode aerosols ($D < 2.5 \mu\text{m}$) obtained during the cruise. (b) Same as (a), but for the aerosol samples collected in the sea ice-covered areas of the western Arctic Ocean. The blue and red solid circles indicate the samples collected in the coastal and sea ice-covered areas, respectively.

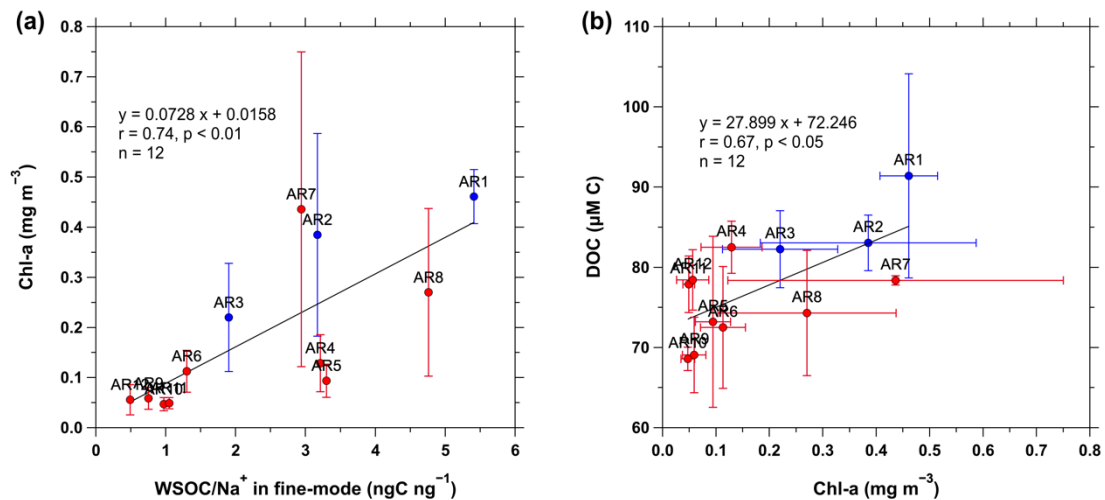


Figure S3. (a) Relationship between WSOC/Na^+ ratio (ngC ng^{-1}) in the fine-mode aerosols and in situ surface chlorophyll-a (Chl-a) concentration (mg m^{-3}). (b) Relationship between surface Chl-a concentration and surface dissolved organic carbon (DOC) concentration ($\mu\text{M C}$). Chl-a and DOC concentrations are presented in their mean values and standard deviations for each aerosol sampling time. The blue and red solid circles indicate the samples collected from the coastal and sea ice-covered areas, respectively. Chl-a and DOC concentrations were not measured during the collection of the AR13 aerosol sample.