

Product distribution, kinetics, and aerosol formation from the OH oxidation of dimethyl sulfide under different RO₂ regimes

Qing Ye^{1*}, Matthew B. Goss¹, Jordan E. Krechmer², Francesca Majluf², Alexander Zaytsev³, Yaowei Li³, Joseph R. Roscioli⁴, Manjula Canagaratna², Frank N. Keutsch^{3,5}, Colette L. Heald¹ and Jesse H. Kroll¹

5 ¹Department of Civil and Environmental Engineering, Massachusetts Institute of Technology, Cambridge, Massachusetts 02139, United States

²Center for Aerosol and Cloud Chemistry, Aerodyne Research Incorporated, Billerica, Massachusetts 01821, United States

³John A. Paulson School of Engineering and Applied Sciences, Harvard University, Cambridge, Massachusetts 02138, United States

10 ⁴Center for Atmospheric and Environmental Chemistry, Aerodyne Research Incorporated, Billerica, Massachusetts 01821, United States

⁵Department of Chemistry and Chemical Biology, Department of Earth and Planetary Sciences, Harvard University, Cambridge, Massachusetts 02138, United States

15 *Now at the Atmospheric Chemistry Observations and Modeling Laboratory, National Center for Atmospheric Research, Boulder, Colorado 80301, United States

Correspondence to: Qing Ye (qingye@ucar.edu), Jesse H. Kroll (jhkroll@mit.edu)

Abstract. The atmospheric oxidation of dimethyl sulfide (DMS) represents a major natural source of atmospheric sulfate aerosols. However, there remain large uncertainties in our understanding of the underlying chemistry that governs the product distribution and sulfate yield from DMS oxidation. Here, chamber experiments were conducted to simulate gas-phase OH-initiated oxidation of DMS under a range of reaction conditions. Most importantly, the bimolecular lifetime (τ_{bi}) of the peroxy radical CH₃SCH₂OO was varied over several orders of magnitude, enabling the examination of the role of peroxy radical isomerization reactions on product formation. An array of analytical instruments was used to measure nearly all sulfur-containing species in the reaction mixture, and results were compared with a near-explicit chemical mechanism. When relative humidity was low, “sulfur closure” was achieved under both high-NO ($\tau_{bi} < 0.1$ s) and low-NO ($\tau_{bi} > 10$ s) conditions, though product distributions were substantially different in the two cases. Under high-NO conditions, approximately half the product sulfur was in the particle phase, as methane sulfonic acid (MSA) and sulfate, with most of the remainder as SO₂ (which in the atmosphere would eventually oxidize to sulfate or be lost to deposition). Under low-NO conditions, hydroperoxymethyl thioformate (HPMTF, HOCH₂SCHO), formed from CH₃SCH₂OO isomerization, dominates the sulfur budget over the course of the experiment, suppressing or delaying the formation of SO₂ and particulate matter. The isomerization rate constant of CH₃SCH₂OO at 295 K is found to be 0.13 ± 0.03 s⁻¹, in broad agreement with other recent laboratory measurements. The rate constants for the OH oxidation of key first-generation oxidation products (HPMTF and methyl thioformate, MTF) were also determined ($k_{OH+HPMTF} = 2.1 \times 10^{-11}$ cm³ molec⁻¹ s⁻¹, $k_{OH+MTF} = 1.35 \times 10^{-11}$ cm³ molec⁻¹ s⁻¹). Product measurements agree reasonably well with mechanistic predictions in terms of total sulfur distribution and concentrations of most individual species,

25
30

though the mechanism overpredicts sulfate and underpredicts MSA under high-NO conditions. Lastly, results from high-RH
35 conditions suggest efficient heterogenous loss of at least some gas-phase products.

1 Introduction

Dimethyl sulfide (DMS), emitted by marine phytoplankton, is an important natural source of sulfur to the atmosphere (Kloster
et al., 2006; Lana et al., 2011). The atmospheric oxidation of DMS represents a dominant source of non-sea salt sulfate aerosols,
and as such can play an important role in global aerosol climate effects (Charlson et al., 1987; Rap et al., 2013). The chemistry
40 by which DMS oxidizes to form sulfate is highly complex: the mechanism includes multiple branch points and intermediate
species, and many reaction rates and product yields are uncertain and/or highly dependent on reaction conditions (Barnes et
al., 2006; Hoffmann et al., 2016). As a result, many large-scale models adopt a highly simplified DMS chemistry with fixed
SO₂ yields, usually without inclusion of other intermediates (Chin et al., 1996; Huijnen et al., 2010; Kloster et al., 2006;
Lamarque et al., 2012). Such a simplified approach may lead to errors in predicted aerosol radiative effects, in the past, present,
45 and future atmospheres (Fung et al. 2021).

The major daytime sink of DMS is its reaction with OH radicals. The detailed DMS + OH reaction scheme is shown in Figure
1. A key branch point in DMS + OH is the methylthiomethylperoxy radical (CH₃SCH₂OO) formed from H-atom abstraction
followed by O₂ addition. The subsequent chemistry of this radical plays a determining role in the overall product distribution,
50 and thus likely influences the amount of sulfate aerosols that are ultimately formed. As with all large RO₂ species, CH₃SCH₂OO
radicals may undergo bimolecular reactions (with NO and HO₂) or unimolecular reaction via a recently-identified (Berndt et
al., 2019; Veres et al., 2020; Wu et al., 2015; Ye et al., 2021, Jernigan et al., 2022a) isomerization channel:



The CH₃SCH₂O radical formed from the NO pathway (Reaction 1) forms SO₂, sulfate, and methanesulfonic acid (MSA)
(Barnes et al., 2006). The alkyl radical derived from Reaction 3 will react with O₂ to form OCH₂SCH₂OOH, which will
undergo a second isomerization reaction at a rate substantially faster than that of Reaction 3 (Wu et al., 2015; Crouse et al.,
2013), forming hydroperoxymethyl thioformate (HPMTF, HOOCH₂SCHO), as shown in Figure 1. In addition to reactions 1-
60 3, CH₃SCH₂OO may also react with other RO₂ radicals (Barnes et al., 2006), though this process is likely to be minor under
atmospheric conditions.

The branching fraction of the CH₃SCH₂OO radical depends on the concentrations of NO and HO₂ and the rate constants of
Reactions 1-3. The rate constant for the isomerization reaction, k_{isom} , is particularly uncertain, as values determined in previous
65 studies span a very wide range, from $\sim 0.04 \text{ s}^{-1}$ to $\sim 2 \text{ s}^{-1}$ near room temperature (Berndt et al., 2019; Veres et al., 2020; Wu et

al., 2015; Ye et al., 2021; Jernigan et al., 2022). This highlights a major challenge in predicting CH₃SCH₂OO branching and the subsequent aerosol formation, both in the pristine atmosphere and in environments affected by anthropogenic emissions.

Most previous experimental studies investigating DMS oxidation have examined individual products and reaction steps in isolation (Barnes et al., 2006; Berndt et al., 2019; Jernigan et al., 2022a; Mihalopoulos et al., 1992; Patroescu et al., 1996); very few studies of the entire multiphase and multistep reaction system have been conducted, especially under conditions in which the recently-discovered isomerization pathway (Reaction 3) may compete. Therefore, there have been relatively few experimental tests of our overall understanding of the reaction system, by comparison against predictions by state-of-the-art reaction mechanisms. Recently, we conducted laboratory measurements of a broad suite of organic sulfur products and sulfate aerosols from DMS + OH, and estimated k_{isom} to be 0.09 s⁻¹ (0.03 – 0.3 s⁻¹, 1 σ_{g}) (Ye et al., 2021); however this was for a single reaction condition only (low RH, ~ 1 ppb NO), and SO₂ (a major inorganic sulfur-containing product) was not measured.

Here we extend our previous work by conducting a series of chamber experiments of DMS + OH under a wide range of values of the CH₃SCH₂OO bimolecular lifetime (τ_{bi}), and comprehensively characterizing sulfur-containing products (organic and inorganic, gas-phase and particulate), with the aim of accounting for all (or nearly all) reacted sulfur. Such “sulfur closure” measurements enable direct comparisons with predictions from a mechanistic model, in order to assess our current mechanistic understanding and identify possible gaps in this understanding. These measurements also enable the determination of key kinetic parameters in the reaction systems. In one experiment, we vary τ_{bi} over a wide range to estimate the k_{isom} of the CH₃SCH₂OO radical, obtaining a k_{isom} with a much smaller uncertainty range than in our previous study. The rate constants for the OH oxidation of key first-generation oxidation products (HPMTF and methyl thioformate, MTF) are also determined. Lastly, we investigate the effect of relative humidity on the DMS + OH product distributions.

2. Method and Materials

Experiments were conducted in a 7.5 m³ temperature-controlled environmental chamber, held at 295 K (Hunter et al., 2014). The chamber is surrounded by 48 ultraviolet lights (Q-Lab) with a peak irradiance at 340 nm. Before each experiment, the chamber was flushed by zero air (Aadco, 737 series) for at least 12 hours to ensure a clean gas and particle background. Throughout the course of each experiment, a constant flow of zero air was introduced into the chamber to replenish the flow drawn by the instruments. For high-RH experiments, the replenishment flow was first sent through a bubbler filled with Milli-Q water before entering the chamber. The rate of chamber dilution was derived by measuring the decay of acetonitrile, injected at low concentrations (5 ppb) in the beginning of each experiment. The overall dilution lifetime was approximately 10 hours. Concentrations of all species reported below have been corrected for dilution.

The evolving chemical composition of the reaction mixture was monitored by a suite of real-time instruments located outside the chamber. The Supplementary Information provides instrument details, as well as the sulfur species detected by each

instrument (Table S1). Briefly, DMS and lightly oxygenated gaseous species were measured by a Vocus proton-transfer-
100 reaction time-of-flight mass spectrometer (Vocus-PTR-MS, Aerodyne Research Inc.) (Krechmer et al., 2018). More
oxygenated gaseous species were measured by an iodide time-of-flight chemical ionization mass spectrometer (I-CIMS,
Aerodyne Research Inc.) (Lee et al., 2014) and an ammonium time-of-flight chemical ionization mass spectrometer (NH₄⁺-
CIMS, Ionicon Analytik) (Zaytsev et al., 2019). SO₂ was detected by a compact tunable infrared laser direct absorption
spectrometer (TILDAS, Aerodyne Research Inc.) (McManus et al., 2011; McManus et al., 1995). Particle-phase products,
105 namely sulfate and MSA, were measured by an aerosol mass spectrometer (AMS, Aerodyne Research Inc.) (DeCarlo et al.,
2006). The quantification of MSA was determined from the AMS tracer ion CH₃SO₂⁺ (see Supplementary Information); this
ion is believed to be unique to MSA/methylsulfonate, with negligible contributions from other sulfur-containing species
(Hodshire et al., 2019; Huang et al., 2015). Our multi-instrument approach enables the measurement of essentially all closed-
shelled sulfur products known in the DMS oxidation mechanism, except for OCS, which accounts for a very small (less than
110 a couple percent) sulfur yield from DMS oxidation (Barnes et al., 1994; Jernigan et al., 2022a). Complementary instruments
include an ozone monitor (2B Tech), a NO-NO₂-NO_x Analyzer (Thermo Scientific), a scanning mobility particle sizer (TSI),
and a temperature and RH sensor (TE Connectivity). More details of the instruments, including their calibrations and
measurement uncertainties, are provided in the Supporting Information.

115 The experiments carried out in this study are listed in Table 1. At the beginning of each experiment, DMS, the acetonitrile
dilution tracer, seed particles, and the OH precursor were added to the chamber and allowed to become well mixed. Total
concentrations of DMS introduced to the chamber were similar among all experiments. In dry experiments, seed particles
(ammonium nitrate) were added into the chamber via first atomization followed by drying, providing surface area for
condensing vapors. In high-RH experiments, seed particles (sodium chloride and sodium nitrate) were introduced without
120 drying, remaining as liquid particles under the chamber RH. Particle condensation timescales (seconds to 10's of seconds)
were much shorter than the condensation timescale of low-volatility species onto the chamber wall (~ 2000 s, as determined
previously for this chamber (Zaystev et al, 2019)). In these experiments, non-sulfate seeds were used to avoid interferences
when quantifying secondary sulfate in the aerosols. For low-RH experiments (Exp. 1-3), ammonium nitrate seed particles were
used, since dry ammonium nitrate particles are expected to be chemically inert. For the high-RH high NO experiment (Exp.
125 4), NaCl particles were used. As discussed below, major products are similar to those in the high-NO dry experiment,
suggesting that the NaCl seed particles in Exp. 4 have little to no effect on the product distribution in these experiments. More
studies are needed to constrain the effects of different seed particles on the reactive uptake of DMS oxidation products (Jernigan
et al., 2022b).

130 DMS was introduced by gently heating a known volume (1 – 2 μL) from a needle syringe and the vapor was carried into the
chamber by the dilution flow. For the long τ_{bi} experiments, in which HPMTF formation was expected (see Table 1), DMS-¹³C₂
(99 atom % ¹³C, Millipore Sigma) was added as the precursor in addition to unlabeled DMS (>99%, Millipore Sigma), in order

to easily distinguish HPMTF ($C_2H_4SO_3 \cdot I$, m/z 234.893) from N_2O_5 ($N_2O_5 \cdot I$, m/z 234.886) in the I-CIMS. The use of DMS- $^{13}C_2$ is expected to have little effect on the observed reaction kinetics in this study. For the high-NO (short τ_{bi}) experiments, HONO (10's of ppb) was added as the OH precursor, by passing air over a mixture of sodium nitrite and sulfuric acid into the chamber. For low-NO (long τ_{bi}) experiments, ppm levels of H_2O_2 were added as the OH precursor, by vaporizing a known amount of 30% H_2O_2 solution injected by a micro-syringe. The H_2O_2 concentration was derived based on the known photon flux in the chamber and the observed decay rate of NO. In some experiments (Exp. 2b, 3, and 5), aliquots of HONO or NO were added in the middle of the experiment to change reaction conditions. After all reagents were well-mixed (> 5 mins), the UV lights were turned on to photolyze HONO and/or H_2O_2 , generating OH radicals and initiating reaction. The OH concentration was estimated from the decay of DMS (using $k_{OH+DMS} = 6.97 \times 10^{-12} \text{ cm}^3 \text{ molec}^{-1} \text{ s}^{-1}$) (Jenkin et al., 1997; Saunders et al., 2003), and was used to determine the equivalent atmospheric OH exposure time, assuming $[OH]_{atm} = 1.5 \times 10^6 \text{ molec cm}^{-3}$.

A 0-D model (the Framework for 0-D Atmospheric Modeling, F0AM) (Wolfe et al., 2016) coupled with the Master Chemical Mechanism (MCMv3.3.1) (Jenkin et al., 1997; Saunders et al., 2003) was used to simulate gas-phase DMS oxidation in each experiment. Here, the DMS scheme in the MCM was updated primarily based on Wu *et al.* (Wu et al., 2015) with the isomerization rate constant of the CH_3SCH_2OO radical as 0.09 s^{-1} , taken from our previous work (Ye et al., 2021). The complete reaction scheme is shown in Figure 1. Newly-added reactions with rate constants beyond the original MCM scheme are listed in Table S1. Model inputs, including concentrations of the precursor, oxidant, and chamber conditions including temperature, light intensity, and dilution rate were taken directly from the measurements. The uptake or heterogeneous reactions of water-soluble species (e.g., DMSO, $DMSO_2$, HPMTF, and MSIA) are not considered in this modeling, though as described below such processes may occur. In the high-NO experiments, model NO concentrations were constrained to values measured by the NO-NO₂-NO_x analyzer. In the low-NO experiment (Exp. 2a) in which the sub-ppb-level NO concentration was near or below the detection limit (0.4 ppb) of the NO_x analyzer, the model was used to constrain background NO concentration by matching the modeled DMS decay to the measured decay (Ye et al., 2021). The estimated [NO] in Exp. 2a was ~ 10 ppt.

3. Results and discussions

3.1 Comprehensive measurements of S-containing products

Figure 2a-b shows the measured product evolution from Experiments 1 and 2a under dry conditions. A range of sulfur-containing products were measured in both the gas and aerosol phases, shown as stacked colored traces. Changes in concentrations are given in parts-per-billion sulfur (Δ ppb S), and are presented as a function of atmosphere-equivalent OH exposure time. Shown in grey is the amount of DMS oxidized over the course of the experiment. By the end of the experiment, only a fraction of the DMS had been consumed, since OH exposures were not high enough to fully deplete the DMS. In Exp.

165 1 (high-NO, Figure 2a), HONO was used as the OH precursor, and the NO was kept at ~50 ppb by continuous addition, ensuring that the dominant fate of the RO₂ radicals was reaction with NO ($\tau_{bi} < 0.1$ s). After ~12 hr of atmosphere-equivalent OH exposure, 104% (100% - 124%, 1 σ) of the reacted sulfur was measured as products, indicating excellent sulfur closure. The uncertainty in sulfur closure includes uncertainty in both gas-phase and particle-phase measurements (see SI for more details). The initial dip in the first 2 hours may be due to loss of products to surfaces such as the chamber wall or sampling
170 lines. It is likely that there is an equilibrium between the sampling line and the gas phase. This drop, of 1 – 2 ppb S, represents a relatively small portion of the total sulfur reacted by the end of the experiment.

Major sulfur-containing products in Exp. 1 were SO₂, particulate MSA, and particulate sulfate, with 48% of the product sulfur found in the particle phase. The measured MSA:sulfate ratio (~2.5:1) is in broad agreement with those reported in Chen et al.
175 (2012). Minor species observed included dimethyl sulfoxide (DMSO), C₂H₆SO₂ (likely dimethyl sulfone, DMSO₂) and methane sulfinic acid (MSIA), known products from the addition channel, as well as CH₂SO₂ (likely a thioacid, which may be formed as an OH oxidation product of HPMTF (Jernigan et al., 2022a)) and CH₃SO₆N (likely methanesulfonyl peroxyxynitrate, formed from CH₃S(O)₂OO + NO₂). No HPMTF was observed in these experiments, which is expected given the short bimolecular RO₂ lifetime.

180
In Exp. 2a (low-NO, Fig 2b), H₂O₂ was the OH precursor, and NO and HO₂ levels were sufficiently low (~10 ppt and 100 ppt, respectively) that RO₂ isomerization dominated ($\tau_{bi} > 10$ s). HO₂ generated from H₂O₂ + OH is expected to promote the formation of CH₃SCH₂OOH from Reaction (2), however, we cannot distinguish CH₃SCH₂OOH from its isomer, DMSO₂. Product distributions are dramatically different than those under high-NO conditions. The total sulfur products measured
185 accounted for nearly all (90% (64% - 118%)) of the reacted DMS sulfur; this sulfur closure is good but slightly worse than in Exp. 1. The larger uncertainty range is due to the uncertainty of the HPMTF calibration in the I-CIMS. However, the near sulfur closure, derived from multiple independently-calibrated instruments, combined with the HPMTF yields (discussed in Section 3.3) suggest that our estimated sensitivity is reasonably accurate, and thus our overall uncertainty of total sulfur may be an overestimate.

190
Due to the long RO₂ bimolecular lifetime ($\tau_{bi} > 10$ s), the dominant product is HPMTF from CH₃SCH₂OO isomerization; this accounts for about half of the reacted sulfur (60% of the measured product sulfur). It is expected that a negligible amount (1% or less) of HPMTF was lost to the chamber wall under the experimental condition here based on its estimated vapor pressure (see Supplementary Information). The time series of C₂H₄SO₃-¹²C₂ in the I-CIMS (C₂H₄SO₃•I) and in the NH₄⁺-CIMS (C₂H₄SO₃•NH₄⁺), shown in Figure S2, match very well. This indicates that there was negligible N₂O₅ formation from the residual NO_x in the chamber, since N₂O₅ is not measurable by the NH₄⁺-CIMS, and therefore our quantification of HPTMF-¹²C₂ in Exp. 2a with I-CIMS is free of N₂O₅ interferences. Only 3.3% (3.1% - 5.4%) of the reacted sulfur was found in the aerosol by the end of the experiment.

200 3.2 Measurement-model comparison

The (near) sulfur closure of the experiments, in which virtually all the reacted sulfur was measured as products, enables a comparison with the mechanistic model. MCM predictions for the two experiments described above (Exp. 1 and 2a) are shown in Figure 2c-d; individual species are also compared in Figures S3 and S4. Under high-NO conditions, measurements and model predictions (Figures 2a and 2c, Figure S3) agree well for gas-phase species and for total particulate sulfur. However, 205 the two differ greatly in terms of particle-phase composition: AMS measurements indicate ~70% of the particle-phase sulfur is MSA, with the remainder sulfate; by contrast, the model predicts that sulfate dominates, with negligible (~0.1%) contribution from MSA. This suggests the mechanism may underestimate the rate of MSA formation (a result consistent with recent studies (Wolleson de Jonge et al., 2021; Shen et al., 2022), and/or overestimate the rate of sulfuric acid formation.

210 In the MCM, both MSA and sulfuric acid are formed from reactions of the $\text{CH}_3\text{S}(\text{O})_2\text{O}$ radical:




Reaction 5 generates sulfur trioxide (SO_3), which will quickly hydrolyze to form sulfuric acid. SO_3 can also be formed by the OH oxidation of SO_2 , but this reaction would occur over 50 h of OH exposure, much longer than the oxidation timescale in 215 Exp 1. Since the measured and modeled total particulate sulfur (MSA + sulfate) agree well, the model-measurement differences in the ratio of MSA to sulfuric acid (or sulfate) may relate to the relative rates of these $\text{CH}_3\text{S}(\text{O})_2\text{O}$ reactions. It is possible that the rate constant of Reaction 4 is underestimated in the mechanisms, but even if it is increased to a gas-kinetic rate ($3 \times 10^{10} \text{ cm}^3 \text{ molec}^{-1} \text{ s}^{-1}$), MSA is still not predicted to dominate over sulfuric acid. Instead, the decomposition of $\text{CH}_3\text{S}(\text{O})_2\text{O}$ (Reaction 5), which has received little study, might be slower than the value used in the mechanism ($\sim 0.09 \text{ s}^{-1}$), leading to 220 slower sulfuric acid formation. Alternatively, MSA might be formed by the reaction of $\text{CH}_3\text{S}(\text{O})_2\text{O}$ with species other than HO_2 , such as DMS or HCHO (Barnes et al., 2006; Yin et al., 1990). While such reactions are unlikely to be important in the atmosphere, they might occur in laboratory experiments, which have relatively high concentrations of organic species. However, the kinetics of such reactions are not well known, and warrant future research.

225 Another potential source of MSA is the OH-initiated oxidation of MSIA by OH (Yin et al., 1990; Lucas and Prinn, 2002; von Glasow and Crutzen, 2004; Wollesen de Jonge et al., 2021; Shen et al., 2022). This pathway is currently not included in the MCM, which has MSIA reacting with OH to form SO_2 and CH_3 (Figure 1). It has been suggested (Yin et al., 1990) that the reaction may occur via abstraction of the acidic hydrogen:



230 As shown in Figure 1, the resulting $\text{CH}_3\text{S}(\text{O})\text{O}$ radical may react with ozone to form $\text{CH}_3\text{S}(\text{O})_2\text{O}$, which can react further to form MSA or SO_3 (Reactions 4-5). However, inclusion of this reaction in the model increases MSA formation only slightly,

and the model-measurement discrepancy remains large (Figure S5). Alternatively, OH might add to MSIA (Lucas and Prinn 2002; Arsene et al., 2002; Shen et al., 2022), forming the intermediate $\text{CH}_3\text{S(O)(OH)}_2$ that can react with O_2 to produce MSA:



Including these reactions into the mechanism, using the rate constant for MSIA + OH suggested by the MCM ($9 \times 10^{-11} \text{ cm}^3 \text{ molec}^{-1} \text{ s}^{-1}$) substantially increases the predicted MSA, but at the same time decreases the predicted SO_2 concentration, worsening the model-measurement agreement for SO_2 , and does not change predicted sulfate formation, leading to an overestimate in total aerosol production (Figure S5). Taken together, while the OH oxidation of MSIA (Reactions 6-8) may contribute to MSA formation, it is not the only (or major) source for the MSA model-measurement discrepancy in the present experiments.

In the low-NO case (Figures 2b and 2d, Figure S4), measured and modeled concentrations also broadly agree. The predicted concentration of HPMTF is lower (by $\sim 30\%$) than what was measured. This could be due to the uncertainty in the sensitivity of HPMTF in the I-CIMS, and/or in the k_{isom} value used in the model. The k_{isom} value used, 0.09 s^{-1} , is derived from our previous study (Ye et al., 2021); as discussed below, this value agrees with that determined in this work. Compared to measurements, the model also predicts somewhat higher concentrations of minor sulfur-containing products, such as DMSO, $\text{C}_2\text{H}_6\text{SO}_2$ ($\text{DMSO}_2 + \text{CH}_3\text{SCH}_2\text{OOH}$), MSIA, and MTF. This could be caused by overestimates of instruments' sensitivities, uncertainties in the rate constants in the model, or some losses to surfaces. Nevertheless, overall the model and measurements agree quite well, with product formation dominated by HPMTF, and little aerosol formation since low-volatility species (MSA and sulfuric acid) are formed only as later-generation products.

3.3 Determination of k_{isom}

The fate of the $\text{CH}_3\text{SCH}_2\text{OO}$ radical, and hence the product distribution of DMS oxidation, relies critically on the isomerization rate constant of the $\text{CH}_3\text{SCH}_2\text{OO}$ radical (k_{isom}). In our previous work we determined k_{isom} from a single reaction condition (at one value of τ_{bi}), and the k_{isom} value had a large uncertainty due to the poorly-constrained sensitivity of HPMTF in the CIMS. Here, we determine k_{isom} by examining product formation at multiple values of τ_{bi} , similar to previous measurements of isomerization rates of terpene-derived RO_2 radicals (Xu et al., 2019). MCM modelling suggests that $\text{RO}_2 + \text{RO}_2$ reactions represent $\sim 1\%$ of the RO_2 sink in the experiments, and therefore the only bimolecular reactions considered are $\text{RO}_2 + \text{NO}$ and $\text{RO}_2 + \text{HO}_2$. HONO or NO was added to the chamber several times during the experiment (Figure S6), perturbing the branching of the $\text{CH}_3\text{SCH}_2\text{OO}$ radical (isomerization vs bimolecular reactions). The total S measurements are shown in Figure S9. The yield of HPMTF in the abstraction channel ($\Delta[\text{HPMTF}]/(\Delta[\text{DMS}]_{\text{abs}})$) was calculated for each perturbation as a function of τ_{bi} after taking into the account of loss via OH oxidation ($k_{\text{OH+HPMTF}} = 2.1 \times 10^{-11} \text{ cm}^3 \text{ molec}^{-1} \text{ s}^{-1}$, see Section 3.4). The detailed calculation is described in the Supplementary Information (Eq. S1 – Eq. S4). Figure 3a shows the HPMTF yield as a function

of τ_{bi} . As expected, the yield increases dramatically with τ_{bi} , and fitting this data to Equation S4 (given in the SI) enables the
265 determination of k_{isom} . The best-fit value for k_{isom} is $0.13 \pm 0.03 \text{ s}^{-1}$. The uncertainty is much smaller than in our previous
determination (Ye et al., 2021) since the fit depends only on the shape (the inflection point) of the curve and not the absolute
yield values, and thus is insensitive to the uncertain HPTMF calibration factor. Nonetheless, since the asymptotic (high τ_{bi})
value is close to 1 (1.5), our estimated calibration factor appears to be reasonably accurate. The three data points with higher
HPMTF yields (top of Fig. 3a) were collected in the latter half of the experiment, after HPMTF had built up in the chamber,
270 and therefore correcting for OH loss resulted in an increased HPMTF yield. Because of their larger measurement uncertainties,
these data points have smaller effects on the overall fit to Equation S4. If the OH loss is not included, $k_{isom} = 0.11 \pm 0.02 \text{ s}^{-1}$
(Figure S7).

Figure 3b compares our value of k_{isom} with previous measurements and theoretical determinations ($T = 293\text{-}298 \text{ K}$) (Berndt et
275 al., 2019; Jernigan et al., 2022a; Veres et al., 2020; Wu et al., 2015; Ye et al., 2021). Our measured value of k_{isom} is consistent
with our previous (single τ_{bi}) measurement (Ye et al., 2021) though with a much reduced uncertainty, and is also in broad
agreement with measured values from Berndt *et al.* ($0.23 \pm 0.12 \text{ s}^{-1}$) and Jernigan *et al.* ($0.1 \pm 0.05 \text{ s}^{-1}$).

3.4 Reaction rates of OH with HPMTF and MTF

Here we examine the oxidation of HPMTF and MTF, two species whose chemical fates are not well known. Both were formed
280 only under low-NO conditions (Exp. 2a); because of the relatively low OH concentrations of that experiment, their
concentrations increased throughout the entire experiment, with no subsequent decay. Thus, to estimate $k_{OH+HPMTF}$ and k_{OH+MTF} ,
high concentrations of NO ($\sim 70 \text{ ppb}$) were introduced at the end of Experiment 2 (denoted as Exp. 2b, shown in Figure 4a).
The large amount of NO essentially terminated the production of HPMTF and MTF, and at the same time increased the OH
concentration in the chamber. The total sulfur product distribution for Exp. 2 was shown in Figure S9. The loss of HPMTF
285 during this period, shown in Figure 4b, is expected to be dominated by OH reaction, because the high level of NO precluded
substantial oxidation by O_3 and NO_3 . Photolysis of HPMTF is also unlikely to contribute to the observed decay: by assuming
that its photolytic cross sections are equal to the summed cross section of aldehydes and organic peroxides taken from MCM
(Khan et al., 2021), we estimate that photolysis accounted for only 4% of the HPMTF loss in our chamber. Using the cross
section for MTF measured by Patroescu et al. (1996), we obtain an even lower photolysis rate, accounting for less than 2% of
290 HPMTF loss in the chamber.

By calculating $[\text{OH}]$ using the decay of DMS after the addition of NO, we fit the decay of HPMTF (Figures 4b and S10) to
derive $k_{OH+HPMTF}$ of $2.1 (2.0 - 2.2) \times 10^{-11} \text{ cm}^3 \text{ molec}^{-1} \text{ s}^{-1}$. This is in agreement with recent measurements of Jernigan *et al.*
($1.4 (0.27 - 2.4) \times 10^{-11} \text{ cm}^3 \text{ molec}^{-1} \text{ s}^{-1}$); both experimental values are an order of magnitude higher than an earlier theoretical
295 estimate of the rate ($1.2 \times 10^{-12} \text{ cm}^3 \text{ molec}^{-1} \text{ s}^{-1}$) (Wu et al., 2015). Using this lower value, Khan et al. (2021) estimated that
photolysis loss dominates HPMTF sink in the global marine sulfur budget, with OH oxidation only accounting for 10% of

HPMTF loss. This higher OH rate constant suggests that OH oxidation is in fact likely to be an important loss process for HPMTF, at least when liquid water is not present (Fung et al., 2021, Vermeuel et al., 2020; Novak et al., 2021).

300 MTF is formed predominantly as a second-generation DMS oxidation product from $\text{CH}_3\text{SCH}_2\text{OOH} + \text{OH}$ in low-NO conditions in our experiments. Using a similar method as $k_{\text{OH}+\text{HPMTF}}$ (Figures 4b and S10), the $k_{\text{OH}+\text{MTF}}$ is estimated to be 1.35 $(1.3 - 1.4) \times 10^{-11} \text{ cm}^3 \text{ molec}^{-1} \text{ s}^{-1}$, which agrees with the only other measurement of $k_{\text{OH}+\text{MTF}}$, $1.11 \pm 0.22 \times 10^{-11} \text{ cm}^3 \text{ molec}^{-1} \text{ s}^{-1}$, by Patroescu *et al* (1996).

3.5 Role of relative humidity

305 The experiments described above were carried out under dry conditions, and thus focus only on homogenous gas-phase chemistry; in the atmosphere, heterogeneous and aqueous-phase processes may also be important contributors to DMS oxidation chemistry (Hoffmann et al., 2016). Thus, Experiments 4 and 5 were carried out at 65% RH, under high- and low-NO levels, respectively. These experiments were carried out over longer timescales (higher OH exposures) than the corresponding dry experiments to better probe multi-generational product formation.

310 Results from Exp. 4 (in which 50 - 100 ppb NO was maintained in the chamber) are shown in Figure 5a. The overall product distribution is similar to that under dry conditions (Figure 2a), with SO_2 , MSA, and sulfate being the major reaction products. The modeled product distribution shown in Figure S11a is largely the same as that in the dry experiment (Figure 2c), as water does not play a role in the gas-phase oxidation mechanism shown in Figure 1. Even though this experiment was carried out
315 over longer timescales, the measured sulfur closure is quite good, 107% (99% - 171%) of the reacted DMS at the end of the experiment.

Figure 5c compares the evolving concentrations of major product species under high- and low-RH conditions, presented as change in product concentration relative to change in DMS concentration, over the initial OH exposure (corresponding to that
320 of Exp. 1). Over these timescales, species such as DMSO, SO_2 and MSA showed a relatively small effect of RH. By contrast, almost no $\text{C}_2\text{H}_6\text{SO}_2$ (likely DMSO_2) was measured in the gas phase under high RH. Within the timescale of the experiments, our measurements do not suggest conversion of MSA to sulfate in the aerosol phase, as predicted in some modeling studies (Fung et al., 2021, Chen et al., 2018). This difference may arise from low particle-phase OH concentrations in our experiments.

325 Figure 5b shows products from Exp. 5 (65% RH, low NO, $\tau_{\text{bi}} > 1 \text{ s}$). As in the low-RH, high- τ_{bi} case (Exp. 2a, Figure 2b), HPMTF and SO_2 are the dominant measured products, and little aerosol formation is observed. One minor new product, with formula SO_6 , was detected in the I-CIMS in this experiment; it is likely an adduct (i.e., $\text{O}_3 \cdot \text{SO}_3 \cdot \text{I}$) or a fragment formed in the instrument, but the parent species is unknown. In contrast to the high-NO experiment (Exp. 4), sulfur closure was markedly worse than under dry conditions. In the first 6 hours of equivalent OH exposure (the timescale of the dry experiment), only

330 74% (53% - 97%) of the reacted sulfur was detected as products. This sulfur closure degraded still further as the experiment proceeded, and was only 23% (18% - 31%) at the end of the experiment. Here, I-CIMS sensitivities derived from the dry calibration were used for species quantification, and therefore may underestimate the concentration under high RH (Lee et al., 2014, Veres et al., 2020). However, these differences would have to be dramatic (by factor of five or more) to account for all the reacted sulfur, and therefore such calibration errors are unlikely to explain the decreased sulfur closure.

335

Figure 5d shows differences for key product species formed in the high- τ_{bi} experiments under the high- and low-RH conditions, again over the timescales of the dry experiment (the first 6 hours of equivalent OH exposure). Over these timescales, the initial yields of DMSO, C₂H₆SO₂, and HPMTF are not substantially different in the humid and dry cases. SO₂ concentrations were lower under humid conditions, but with an absolute difference of only ~2 ppb. Thus the production rates of these species are not affected dramatically by RH level. Instead the poor sulfur closure at high RH suggests that extra losses over longer times may be most likely by uptake to surfaces. The low aerosol concentration towards the end of the experiment (due to particle wall loss over the long experimental time, ~ 17 h) could lead to substantial chamber wall loss of low-volatility products, which would contribute to this gap in measured sulfur. Such surface losses are likely exacerbated at high RH, due to uptake into the aqueous phase. The initial aerosol liquid water content (LWC) in the high-RH experiment was 10 – 100 $\mu\text{g m}^{-3}$, orders of magnitude lower than LWC in maritime clouds (Wallace and Hobbs, 2006). Therefore, such losses may play an even more important role in the real atmosphere. Indeed, studies have suggested that uptake to cloud water may be an important sink of gas-phase HPMTF. Using *in-situ* measurements, Vermeuel et al. and Novak et al. have shown that HPMTF is lost to clouds and aerosols effectively in the marine boundary layer (Vermeuel et al., 2019; Novak et al., 2021). Similarly, using a global model, Fung *et al.* found that including cloud uptake into a global model substantially decreases the global burden of HPMTF, by up to 86% (Fung et al., 2021). This uptake of water-soluble intermediate species (e.g., MSIA, DMSO₂ and HPTMF) into cloud droplets may then contribute to the condensed-phase production of MSA and sulfate (Hoffmann et al., 2021; Novak et al., 2021) but such processes are not accessed in the present chamber experiment.

3.5 Conclusions

335 In this study, we conducted a series of chamber experiments to investigate the total product distribution from DMS oxidation at different RO₂ fates and relative humidities. Under dry conditions, good sulfur closure was obtained, suggesting most of the sulfur-containing product species were accounted for. Under high-NO conditions ($\tau_{bi} < 0.1$ s), major products are SO₂, MSA, and sulfate, whereas under low-NO condition ($\tau_{bi} > 10$ s), HPMTF formed from RO₂ isomerization makes up about half of the product sulfur, with very little MSA or sulfate formation. Comparisons between measurements and MCM predictions show relatively good agreement for most species and total aerosol formation. However, under high-NO conditions, the model predicts much more sulfate and less MSA than was measured; this might indicate errors in the kinetics of the reactions that lead to rapid (first-generation) MSA or sulfate formation. This work also provides new measurements of the rate constants (at

360

295 K) of key reactions in the DMS oxidation mechanism, including k_{isom} ($0.13 \pm 0.03 \text{ s}^{-1}$), $k_{\text{HPMTF+OH}}$ ($2.1 \times 10^{-11} \text{ cm}^3 \text{ molec}^{-1} \text{ s}^{-1}$) and $k_{\text{MTF+OH}}$ ($1.35 \times 10^{-11} \text{ cm}^3 \text{ molec}^{-1} \text{ s}^{-1}$). Our measured value of $k_{\text{HPMTF+OH}}$, which is consistent with that of Jernigan *et al.* (2022a), suggests that OH is a more important gas-phase sink of HPTMF than photolysis. Lastly, results from high-RH conditions suggest heterogeneous losses of at least some of the products, indicating that uptake into the atmospheric aqueous phase (e.g., cloud droplets) may be an important sink as well.

Taken together, our results show that RO₂ fate has a controlling influence on the distribution of sulfur-containing products from DMS oxidation. In particular, the formation of HPMTF from RO₂ isomerization suppresses (or at least delays) the gas-phase formation of SO₂, sulfate, and MSA. Additional studies are needed to constrain the temperature-dependence of k_{isom} to predict the formation of HPMTF (and other products) in warmer or colder environments, as well as to characterize the full multiphase product distribution under higher-RH conditions. In addition, experiments carried out over longer oxidation timescales, and with different oxidants, are needed to better understand the amount and rate of aerosol formation over days of oxidation. A related need is improved constraints on the atmospheric fate of HPMTF and other key reaction intermediates (e.g., DMSO, MSIA), including rates and products of gas-phase oxidation, aqueous-phase oxidation, and photolysis, as well as rates of physical loss (deposition and uptake).

Data availability

Chamber data and species concentrations for all experiments and model outputs are publicly available via the Kroll group publication website <http://krollgroup.mit.edu/publications.html>.

Author contributions

QY, MBG, JEK, FM, AZ, YL, JRR collected the data. QY and MBG analyzed the data. MBG performed box model simulations. QY and JHK wrote the manuscript. MC, FNK, CLH and JHK provided project guidance. All authors were involved in helpful discussion and contributed to the manuscript.

Declaration

The authors declare that they have no conflict of interest.

Acknowledgements

This work was supported by the U.S. Department of Energy Office of Biological and Environmental Research under grant DE-SC0018934 and the Harvard Global Institute. The authors thank Timothy Bertram, Gordon Novak and Chris Jernigan at the University of Wisconsin-Madison for insightful discussions.

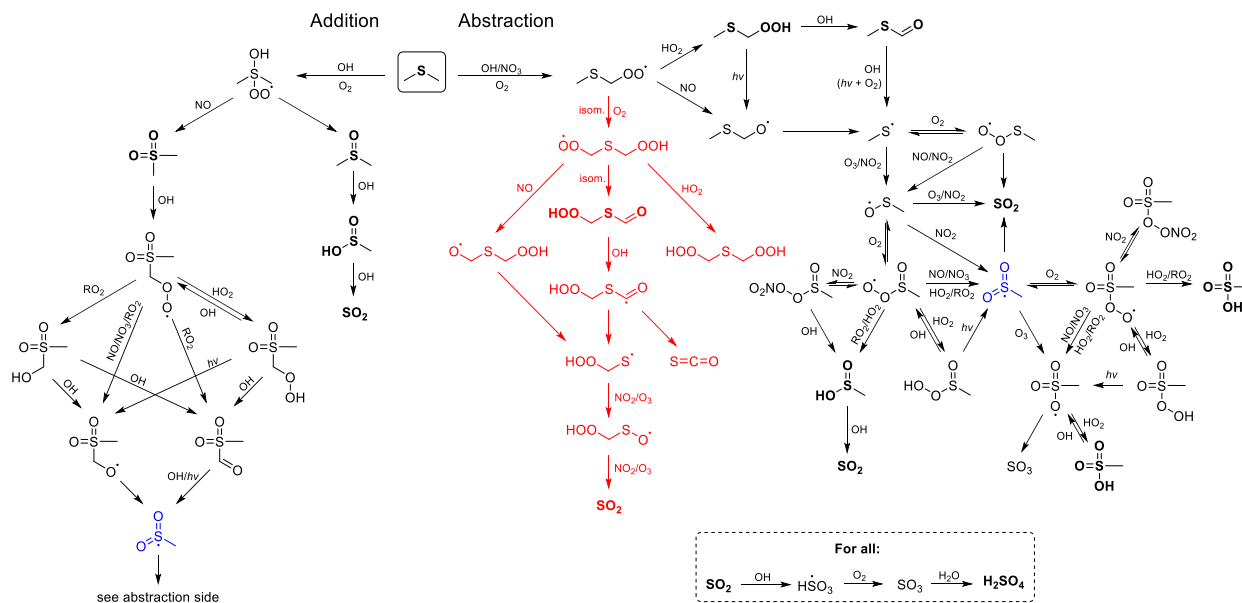
References

- Arsene, C., Barnes, I., Becker, K. H., Schneider, W. F., Wallington, T. T., Mihalopoulos, N. and Patroescu-Klotz, I. V.: Formation of methane sulfinic acid in the gas-phase OH-radical initiated oxidation of dimethyl sulfoxide, *Environ. Sci. Technol.*, 36(23), 5155–5163, 2002.
- 395 Barnes, I., Becker, K. H. and Patroescu, I.: The tropospheric oxidation of dimethyl sulfide: a new source of carbonyl sulfide, *Geophys. Res. Lett.*, 21(22), 2389–2392, 1994.
- Barnes, I., Hjorth, J. and Mihalopoulos, N.: Dimethyl sulfide and dimethyl sulfoxide and their oxidation in the atmosphere, *Chem. Rev.*, 106(3), 940–975, doi:10.1021/cr020529+, 2006.
- 400 Berndt, T., Scholz, W., Mentler, B., Fischer, L., Hoffmann, E. H., Tilgner, A., Hyttinen, N., Prisle, N. L., Hansel, A. and Herrmann, H.: Fast Peroxy Radical Isomerization and OH Recycling in the Reaction of OH Radicals with Dimethyl Sulfide, *J. Phys. Chem. Lett.*, 10(21), 6478–6483, doi:10.1021/acs.jpcclett.9b02567, 2019.
- Charlson, R. J., Lovelock, J. E., Andreae, M. O. and Warren, S. G.: Oceanic phytoplankton, atmospheric sulphur, cloud albedo and climate, *Nature*, 326, 665–661, 1987.
- 405 Chen, Q., Sherwen, T., Evans, M. and Alexander, B.: DMS oxidation and sulfur aerosol formation in the marine troposphere: a focus on reactive halogen and multiphase chemistry, *Atmos. Chem. Phys.*, 18, 13617–13637, doi:10.5184/acp-18-13617-2018, 2018.
- Chen, T. and Jang, M.: Chamber simulation of photooxidation of dimethyl sulfide and isoprene in the presence of NO_x, *Atmos. Chem. Phys.*, 12(21) (2012): 10257-10269.
- 410 Chin, M., Jacob, D. J., Gardner, G. M., Foreman-fowler, M. S., Spiro, P. A. and Savoie, D. L.: A global three-dimensional model of tropospheric sulfate, *J. Geophys. Res.*, 101(D13), 18667–18690 [online] Available from: <http://www.agu.org/journals/jd/v101/iD13/96JD01221/>, 1996.
- Crouse, J. D., Nielsen, L. B., Jørgensen, S., Kjaergaard, H. G. and Wennberg, P.O.: Autoxidation of organic compounds in the atmosphere, *J. Phys. Chem. Lett.*, 4(20), 3513–3520, 2013.
- 415 Decarlo, P. F., Kimmel, J. R., Trimborn, A., Northway, M. J., Jayne, J. T., Aiken, A. C., Gonin, M., Fuhrer, K., Horvath, T., Docherty, K. S., Worsnop, D. R. and Jimenez, J. L.: Aerosol Mass Spectrometer, *Anal. Chem.*, 78(24), 8281–8289, doi:10.1029/2001JD001213, Analytical, 2006.
- Fung, K. M., Heald, C. L., Kroll, J. H., Wang, S., Jo, D. S., Gettleman, A., Lu, Z., Liu, X., Zaveri, R. A., Apel, E., Blake, D. R., Jimenez, J.-L., Campuzano-Jost, P., Veres, P. R., Bates, T. S., Shilling, J. E. and Zawadowicz, M. A.: Exploring dimethyl sulfide (DMS) oxidation and implications for global aerosol radiative forcing, *Atmos. Chem. Phys.*, 22(2), 1549–1573, doi:10.5194/acp-22-1549-2022, 2022.
- 420 Hodshire, A. L., Campuzano-Jost, P., Kodros, J. K., Croft, B., Nault, B. A., Schroder, J. C., Jimenez, J. L. and Pierce, J. R.: The potential role of methanesulfonic acid (MSA) in aerosol formation and growth and the associated radiative forcings, *Atmos. Chem. Phys.*, 19(5), 3137–3160, doi:10.5194/acp-19-3137-2019, 2019.

- 425 Hoffmann, E. H., Tilgner, A., Schrödner, R., Bräuer, P., Wolke, R. and Herrmann, H.: An advanced modeling study on the impacts and atmospheric implications of multiphase dimethyl sulfide chemistry, *Proc. Natl. Acad. Sci. U. S. A.*, 113(42), 11776–11781, doi:10.1073/pnas.1606320113, 2016.
- Huang, D. D., Li, Y. J., Lee, B. P. and Chan, C. K.: Analysis of Organic Sulfur Compounds in Atmospheric Aerosols at the HKUST Supersite in Hong Kong Using HR-ToF-AMS, *Environ. Sci. Technol.*, 49(6), 3672–3679, doi:10.1021/es5056269, 430 2015.
- Huijnen, V., Williams, J., van Weele, M., van Noije, T., Krol, M., Dentener, F., Segers, A., Houweling, S., Peters, W., de Laat, J., Boersma, F., Bergamaschi, P., van Velthoven, P., Le Sager, P., Eskes, H., Alkemade, F., Scheele, R., Nedelec, P. and Patz, H.-W.: The global chemistry transport model TM5: description and evaluation of the tropospheric chemistry version 3.0, *Geosci. Model Dev.*, 3, 445–473, 2010.
- 435 Hunter, J. F., Carrasquillo, A. J., Daumit, K. E. and Kroll, J. H.: Secondary Organic Aerosol Formation from Acyclic, Monocyclic, and Polycyclic Alkanes, *Environ. Sci. Technol.*, 48, 10227–10234, 2014.
- Jenkin, M. E., Saunders, S. M. and Pilling, M. J.: The tropospheric degradation of volatile organic compounds: a protocol for mechanism development, *Atmos. Environ.*, 31(1), 81–104, 1997.
- Jernigan, C. M., Fite, C. H., Vereecken, L., Berkelhammer, M. B., Rollins, A. W., Rickly, P. S., Novelli, A., Taraborrelli, D., 440 Holmes, C. D. and Bertram, T. H.: Efficient production of carbonyl sulfide in the low-NO_x oxidation of dimethyl sulfide, *Geophys. Res. Lett.*, 2022.
- Jernigan, C. M., Christopher, D. C., and Timothy H. B.: Reactive Uptake of Hydroperoxymethyl Thioformate to Sodium Chloride and Sodium Iodide Aerosol Particles, *The Journal of Physical Chemistry A*, 126(27), 4476–4481, 2022.
- Khan, M. A. H., Bannan, T. J., Holland, R., Shallcross, D. E., Archibald, A. T., Matthews, E., Back, A., Allan, J., Coe, H., 445 Artaxo, P. and Percival, C. J.: Impacts of Hydroperoxymethyl Thioformate on the Global Marine Sulfur Budget, *ACS Earth Sp. Chem.*, 5(10), 2577–2586, 2021.
- Kloster, S., Feichter, J., Maier-Reimer, E., Six, K. D., Stier, P. and Wetzel, P.: DMS cycle in the marine ocean-atmosphere system – a global model study, *Biogeosciences*, 3(1), 29–51, 2006.
- Krechmer, E. J., Lopez-Hilfiker, F., Koss, A., Hutterli, M., Stoermer, C., Deming, B., Kimmel, J., Warneke, C., Holzinger, R., 450 Jayne, J., Worsnop, D., Fuhrer, K., Gonin, M. and Gouw, J. De: Evaluation of a New Reagent-Ion Source and Focusing Ion-Molecule Reactor for Use in Proton-Transfer-Reaction Mass Spectrometry, *Anal. Chem.*, 90, 12011–12018, doi:10.1021/acs.analchem.8b02641, 2018.
- Lamarque, J.-F., Emmons, L. K., Hess, P. G., Kinnison, D. E., Tilmes, S., F., V., Heald, C. L., Holland, E. A., Lauritzen, P. H., J., N., Rasch, P. J. and Tyndall, G. K.: CAM-chem: description and evaluation of interactive atmospheric chemistry in the 455 Community Earth System Model, *Geosci. Model Dev.*, 5, 369–411, 2012.
- Lucas, D. D. and Prinn, R. G.: Mechanistic studies of dimethylsulfide oxidation products using an observationally constrained model. *Journal of Geophysical Research: Atmospheres*, 107(D14), ACH-12, 2002.
- Lana, A., Bell, T. G., Simo, R., Vallina, S. M., Ballabrera-Poy, J., Kettle, A. J., Dachs, J., Bopp, L., Saltzman, E. S., Stefels,

- J., Johnson, J. E. and Liss, P. S.: An updated climatology of surface dimethylsulfide concentrations and emission fluxes in the global ocean, *Global Biogeochem. Cycles*, 25, GB1004, 2011.
- 460 Lee, B. H., Lopez-Hilfiker, F. D., Mohr, C., Kurtén, T., Worsnop, D. R. and Thornton, J. A.: An iodide-adduct high-resolution time-of-flight chemical-ionization mass spectrometer: Application to atmospheric inorganic and organic compounds, *Environ. Sci. Technol.*, 48(11), 6309–6317, doi:10.1021/es500362a, 2014.
- McManus, J.B., Zahniser, M.S., Nelson, D.D., McGovern, R.M., Agnese, M. and Brown, W.F.: Compact Quantum Cascade
465 Laser Instrument for High Precision Trace Gas Measurements. In *Optical Instrumentation for Energy and Environmental Applications* (p. EThC2). Optica Publishing Group, 2011, November.
- McManus, J.B., Keababian, P.L. and Zahniser, M.S.: Astigmatic mirror multipass absorption cells for long-path-length spectroscopy. *Applied Optics*, 34(18), 3336–3348, 1995.
- Mihalopoulos, N., Barnes, I. and Becker, K. H.: Infrared absorption spectra and integrated band intensities for gaseous
470 methanesulphonic acid (MSA), *Atmos. Environ.*, 25(5), 807–812, 1992.
- Novak, G. A., Fite, C. H., Holmes, C. D., Veres, P. R., Neuman, J. A., Faloon, I., Thornton, J. A., Wolfe, G. M., Vermeuel, M. P., Jernigan, C. M., Peischl, J., Ryerson, T. B., Thompson, C. R., Bourgeois, I., Warneke, C., Gkatzelis, G. I., Coggon, M. M., Sekimoto, K., Bui, T. P., Dean-Day, J., Diskin, G. S., DiGangi, J. P., Nowak, J. B., Moore, R. H., Wiggins, E. B., Winstead, E. L., Robinson, C., Thornhill, K. L., Sanchez, K. J., Hall, S. R., Ullmann, K., Dollner, M., Weinzierl, B., Blake, D. R. and
475 Bertram, T. H.: Rapid cloud removal of dimethyl sulfide oxidation products limits SO₂ and cloud condensation nuclei production in the marine atmosphere, *Proc. Natl. Acad. Sci.*, 118(42), e2110472118, doi:10.1073/PNAS.2110472118, 2021.
- Patroescu, I. V., Barnes, I. and Becker, K. H.: FTIR kinetic and mechanistic study of the atmospheric chemistry of methyl thiolformate, *J. Phys. Chem.*, 100(43), 17207–17217, doi:10.1021/jp961452u, 1996.
- Rap, A., Scott, C. E., Spracklen, D. V., Bellouin, N., Forster, P. M., Carslaw, K. S., Schmidt, A. and Mann, G.: Natural aerosol
480 direct and indirect radiative effects, *Geophys. Res. Lett.*, 40(12), 3297–3301, doi:10.1002/grl.50441, 2013.
- Saunders, S. M., Jenkin, M. E., Derwent, R. G. and Pilling, M. J.: Protocol for the development of the Master Chemical Mechanism, MCM v3 (Part A): Tropospheric degradation of non-aromatic volatile organic compounds, *Atmos. Chem. Phys.*, 3(1), 161–180, doi:10.5194/acp-3-161-2003, 2003.
- Shen, J., Scholz, W., He, X.C., Zhou, P., Marie, G., Wang, M., Marten, R., Surdu, M., Rörup, B., Baalbaki, R. and Amorim,
485 A.: High Gas-Phase Methanesulfonic Acid Production in the OH-Initiated Oxidation of Dimethyl Sulfide at Low Temperatures, *Environ. Sci. Technol.*, 56(19), 13931–13944, 2022.
- Veres, P. R., Andrew Neuman, J., Bertram, T. H., Assaf, E., Wolfe, G. M., Williamson, C. J., Weinzierl, B., Tilmes, S., Thompson, C. R., Thames, A. B., Schroder, J. C., Saiz-Lopez, A., Rollins, A. W., Roberts, J. M., Price, D., Peischl, J., Nault, B. A., Møller, K. H., Miller, D. O., Meinardi, S., Li, Q., Lamarque, J. F., Kupc, A., Kjaergaard, H. G., Kinnison, D., Jimenez,
490 J. L., Jernigan, C. M., Hornbrook, R. S., Hills, A., Dollner, M., Day, D. A., Cuevas, C. A., Campuzano-Jost, P., Burkholder, J., Paul Bui, T., Brune, W. H., Brown, S. S., Brock, C. A., Bourgeois, I., Blake, D. R., Apel, E. C. and Ryerson, T. B.: Global airborne sampling reveals a previously unobserved dimethyl sulfide oxidation mechanism in the marine atmosphere, *Proc.*

- Natl. Acad. Sci. U. S. A., 117(9), 4505–4510, doi:10.1073/pnas.1919344117, 2020.
- Vermeuel, M. P., Novak, G. A., Jernigan, C. M., & Bertram, T. H.: Diel profile of hydroperoxymethyl thioformate: Evidence
495 for surface deposition and multiphase chemistry. *Environ. Sci. & Technol.*, 54(19), 12521-12529, 2020
- Von Glasow, R. and Crutzen, P. J.: Model study of multiphase DMS oxidation with a focus on halogens, *Atoms. Chem. Phys.*,
4(3), 589–608, 2004.
- Wallace, J. M. and Hobbs, P. V.: *Atmospheric science: an introductory survey*, U. K. Elsevier Inc., 2006.
- Wolfe, G. M., Marvin, M. R., Roberts, S. J., Travis, K. R. and Liao, J.: The framework for 0-D atmospheric modeling (F0AM)
500 v3.1, *Geosci. Model Dev.*, 9(9), 3309–3319, doi:10.5194/gmd-9-3309-2016, 2016.
- Wollesen de Jonge, R., Elm, J., Rosati, B., Christiansen, S., Hyttinen, N., Lüdemann, D., Bilde, M. and Roldin, P.: Secondary
aerosol formation from dimethyl sulfide–improved mechanistic understanding based on smog chamber experiments and
modelling, *Atmos. Chem. and Phys.*, 21(13), 9955–9976, 2021.
- Wu, R., Wang, S. and Wang, L.: New mechanism for the atmospheric oxidation of dimethyl sulfide. The importance of
505 intramolecular hydrogen shift in a CH₃SCH₂OO radical, *J. Phys. Chem. A*, 119(1), 112–117, doi:10.1021/jp511616j, 2015.
- Xu, L., Møller, K. H., Crounse, J. D., Otkjær, R. V., Kjaergaard, H. G. and Wennberg, P. O.: Unimolecular reactions of peroxy
radicals formed in the oxidation of α -Pinene and β -Pinene by hydroxyl radicals, *J. Phys. Chem. A*, 123(8), 1661–1674,
doi:10.1021/acs.jpca.8b11726, 2019.
- Ye, Q., Goss, M. B., Isaacman-Vanwertz, G., Zaytsev, A., Massoli, P., Lim, C., Croteau, P., Canagaratna, M., Knopf, D. A.,
510 Keutsch, F. N., Heald, C. L. and Kroll, J. H.: Organic Sulfur Products and Peroxy Radical Isomerization in the OH Oxidation
of Dimethyl Sulfide, *ACS Earth Sp. Chem.*, 5(8), 2013–2020, doi:10.1021/acsearthspacechem.1c00108, 2021.
- Yin, F., Grosjean, D. and Seinfeld, J. H.: Photooxidation of Dimethyl Sulfide and Dimethyl Disulfide. I: Mechanism
Development, *J. Atmos. Chem.*, (11), 309–365, 1990.
- Zaytsev, A., Breitenlechner, M., Koss, A. R., Lim, C. Y., Rowe, J. C., Kroll, J. H. and Keutsch, F. N.: Using collision-induced
515 dissociation to constrain sensitivity of ammonia chemical ionization mass spectrometry (NH₄⁺ CIMS) to oxygenated volatile
organic compounds, *Atmos. Meas. Tech.*, 12(3), 1861–1870, doi:10.5194/amt-12-1861-2019, 2019.



525

Figure 1: Gas-phase DMS+OH oxidation mechanism. Measured closed-shell products are shown in bold. Reactions in black are taken from MCM; reactions in red, related to hydroperoxymethyl thioformate (HPMTF, HOOCH₂SCHO) chemistry, are taken from Wu, et al. (2015). Products that do not contain sulfur are not shown. The CH₃SO₂ radical (marked in blue) represents a link between addition and abstraction pathway products. Note that several products are shown multiple times.

530

Table 1: Summary of experimental conditions

Exp. No.	Precursor(s) ^a	OH precursor	[OH] _{avg} (molec cm ⁻³)	Dominant RO ₂ fate	τ _{bi} (s) ^b	Seed particles	RH	Corresponding Figure(s)
1	~ 70 ppb DMS- ¹² C ₂	HONO	~ 1 × 10 ⁷	RO ₂ + NO	< 0.1	NH ₄ NO ₃	dry, <5%	Figure 2a, S3
2a ^c	~ 40 ppb DMS- ¹² C ₂ , ~ 40 ppb DMS- ¹³ C ₂	H ₂ O ₂	~ 1.5 × 10 ⁶	RO ₂ isom.	> 10	NH ₄ NO ₃	dry, <5%	Figure 2b, S4
2b ^c		NO and H ₂ O ₂	~ 4 × 10 ⁶	RO ₂ + NO	< 0.1	NH ₄ NO ₃	dry, <5%	Figure 4, S9

3 ^d	~ 35 ppb DMS- ¹² C ₂ , ~ 35 ppb DMS- ¹³ C ₂	H ₂ O ₂ and HONO	~ 5 × 10 ⁶	RO ₂ isom. RO ₂ + NO	< 0.1 – 10	NH ₄ NO ₃	dry, <5%	Figure 3a, S8,
4	~ 70 ppb DMS- ¹² C ₂	HONO	~ 1 × 10 ⁷	RO ₂ + NO	< 0.1	NaCl ^e	65 ± 3%	Figure 4, S11a
5	~ 40 ppb DMS- ¹² C ₂ , ~ 40 ppb DMS- ¹³ C ₂	H ₂ O ₂ and HONO	~ 6 × 10 ⁶	RO ₂ isom.	> 1	NaNO ₃	65 ± 3%	Figure 4, S11b

^a To better separate HPMTF from N₂O₅, DMS-¹³C₂ was used in low-NO experiments.

535 ^b Bimolecular lifetime of the CH₃SCH₂OO radical, calculated as $\tau_{bi} = (k_{RO_2+HO_2}[HO_2] + k_{RO_2+NO}[NO])^{-1}$.

^c Experiments 2a and 2b were carried out as part of a single oxidation experiment; initially (Exp. 2a) OH was generated from H₂O₂ photolysis (low-NO), then (Exp. 2b) 70 ppb of NO was injected into the chamber.

^d ¹³C Data in Experiment 3 were used to calculate k_{isom} ; HONO was added multiple times in the experiment.

^e The vaporizer in the AMS was operated at 800 °C. AMS calibration was done separately for 800°C.

540

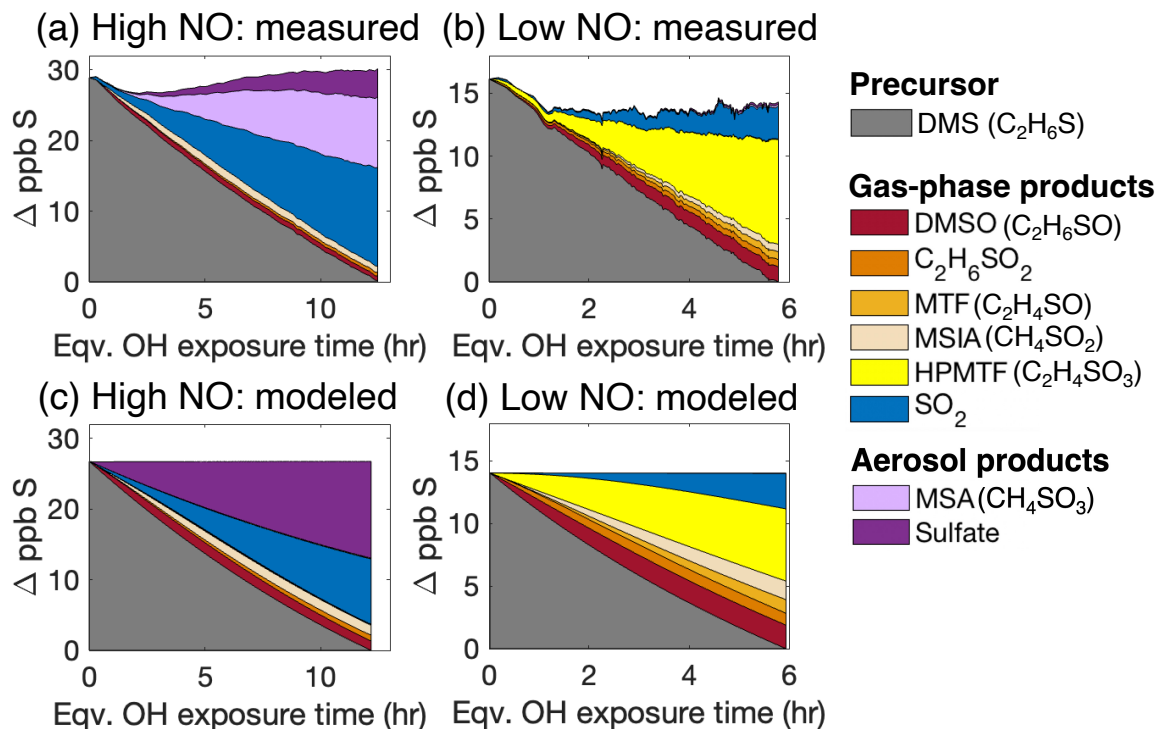


Figure 2: Stacked plots showing the total sulfur measured (a and b) and modeled (c and d) under high-NO (a and c) and low-NO (b and d) conditions. Panels a and c are for Exp. 1 and Panels b and d are for Exp. 2a. Data shown in (b) are from DMS- $^{12}\text{C}_2$ and DMS- $^{13}\text{C}_2$ combined. Products with a formula of $\text{C}_2\text{H}_6\text{SO}_2$ may be DMSO₂ and/or $\text{CH}_3\text{SCH}_2\text{OOH}$; under high-NO conditions, they are likely to be predominantly DMSO₂. Minor products detected but not listed in the legend due to their very low concentrations include CH_2SO_2 (a sulfene or thioacid) and $\text{CH}_3\text{SO}_6\text{N}$ (likely methanesulfonyl peroxyxynitrate). Note that y axes denote the changes in concentrations of the precursor and products.

550

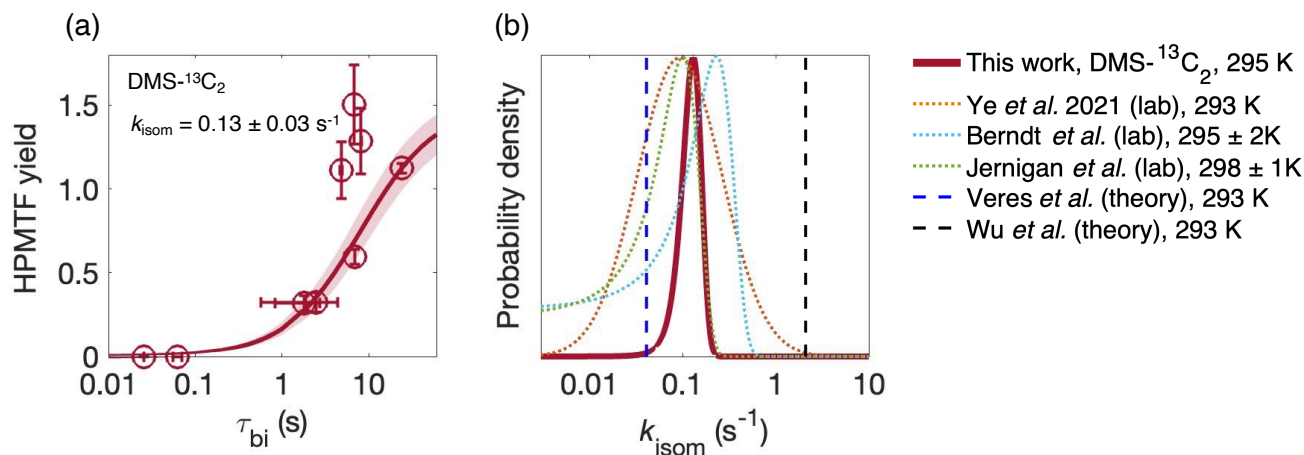
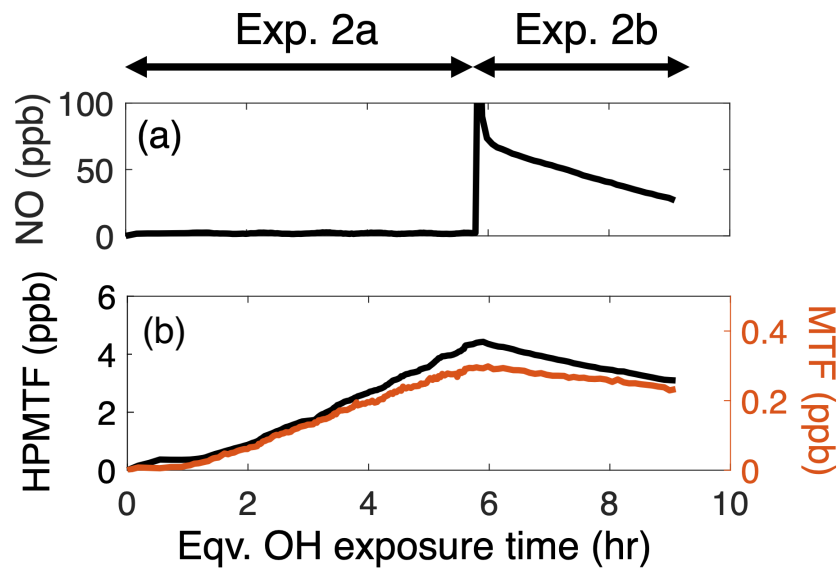


Figure 3: (a) The yield of HPMTF in the abstraction channel as function of the bimolecular lifetime τ_{bi} of $\text{CH}_3\text{SCH}_2\text{OO}$ from the DMS- $^{13}\text{C}_2$ data. The shaded area is 1σ of the fit, which takes into account uncertainty in both τ_{bi} (arising from errors in $[\text{NO}]$ and $[\text{HO}_2]$) on the x axis, and instrument noise on the y axis. Uncertainty in the CIMS sensitivity to HPMTF affects the absolute measurements but not the inflection point of the curve, or the derived value of k_{isom} . (b) Comparison of k_{isom} from this work with previous determinations of k_{isom} at 293-298 K (Berndt *et al.*, 2019; Jernigan *et al.*, 2022a; Veres *et al.*, 2020; Wu *et al.*, 2015; Ye *et al.*, 2021).



560

Figure 4: (a) NO concentration measured by the NO-NO₂-NO_x analyzer in Exp.2. At OH exposure ~5.8 h, 70 ppb of NO was injected into the chamber. (b) Time series of HPTMF-¹²C₂ and MTF-¹²C₂ in Exp. 2. The decay of HPMTF and MTF were used to estimate their reaction rate coefficients with OH.

565

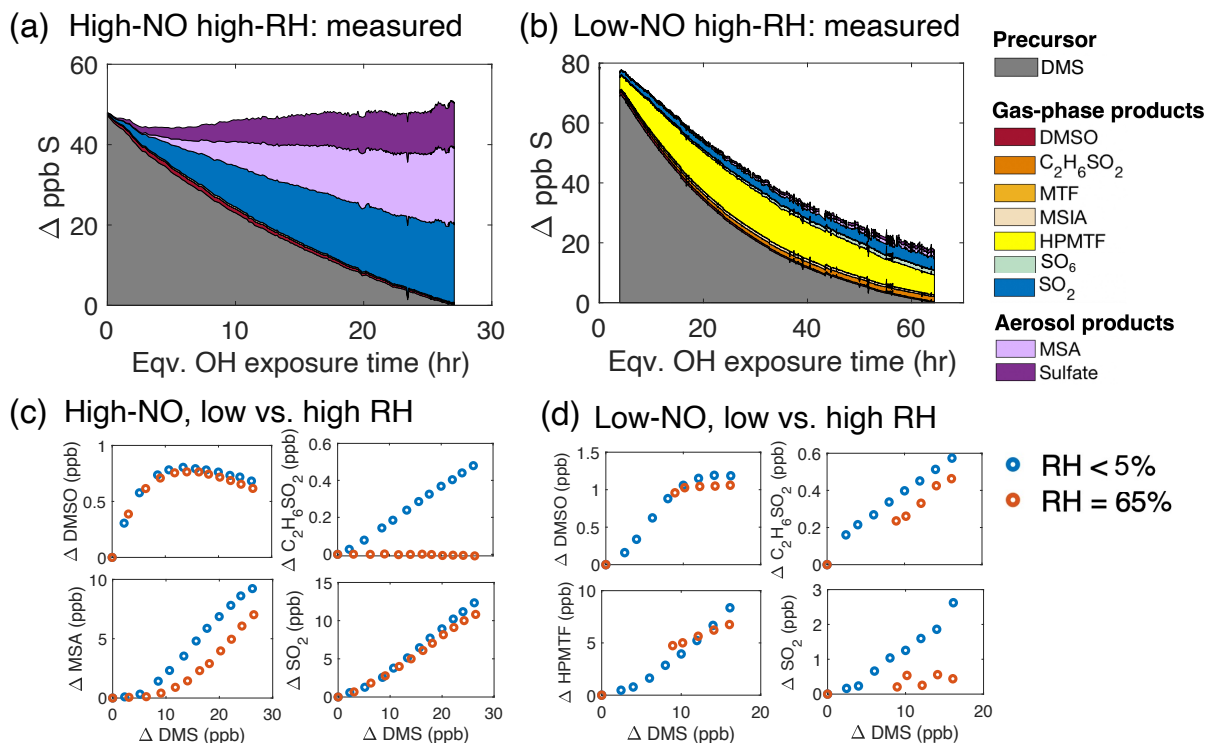


Figure 5: Results from the high-humidity (65% RH) DMS oxidation experiments. (a) Product formation under high-NO conditions (Exp. 4). (b) Product formation under low-NO conditions (Exp. 5). Because of instrument downtime, no data were collected for the first four hours of equivalent OH exposure. (c) Comparison of major species between the low-RH (Exp. 1) and high-RH experiment (Exp. 4) under high-NO condition. (d) Comparison of major species between the low-RH (Exp. 2) and high-RH experiment (Exp. 5) under low-NO conditions. Changes in product concentrations are plotted against changes in DMS concentration over the initial 6 hrs of OH exposure, when data from both the dry and high-RH experiments were available.

570