

Modeling Day and Nighttime SOA Formation via Multiphase Reactions of Biogenic Hydrocarbons

Sanghee Han¹, Myoseon Jang¹

¹Department of Environmental Engineering Science, University of Florida, Gainesville, Florida, USA

5 Correspondence to: Myoseon Jang (mjang@ufl.edu)

Abstract.

The daytime oxidation of biogenic hydrocarbons is attributed to both OH radicals and O₃, while nighttime chemistry is dominated by the reaction with O₃ and NO₃ radicals. Here, day and nighttime patterns of Secondary Organic Aerosol (SOA) originating from biogenic hydrocarbons were predicted under varying environmental conditions (temperature, humidity, sunlight intensity, NO_x levels, and seed conditions) by using the UNIFIED Partitioning Aerosol phase Reaction (UNIPAR) model, which comprises multiphase gas-particle partitioning and in-particle chemistry. The products originating from the atmospheric oxidation of three different hydrocarbons (isoprene, α -pinene, and β -caryophyllene) were predicted by using extended semi-explicit mechanisms for four major oxidants (OH, O₃, NO₃, and O(³P)) during day and night. **The resulting oxygenated products were then classified into volatility-reactivity based lumping species. The stoichiometric coefficients associated with lumping species were dynamically constructed under varying NO_x levels and aging scales and they were applied to the UNIPAR SOA model.** The predictability of the model was demonstrated by simulating chamber-generated SOA data under varying environments. The SOA simulation that was approached by the product distributions decoupled to each oxidation path benefits the understanding of the important SOA formation mechanisms in day and nighttime. For daytime SOA formation, both isoprene and α -pinene were dominated by the OH-radical initiated oxidation showing a gradual increase in SOA yields with decreasing NO_x levels. The nighttime isoprene SOA formation was processed mainly by the NO₃-driven oxidation, yielding the higher SOA mass than daytime at the higher NO_x level (isoprene/NO_x < 5 ppbC/ppb). At a given amount of ozone, the oxidation path to produce the nighttime α -pinene SOA gradually transited from the NO₃-initiated reaction to ozonolysis as NO_x levels decreased. Nighttime α -pinene SOA yields were also significantly higher than daytime SOA yields, although the nighttime α -pinene SOA yields gradually decreased with decreasing NO_x levels. β -Caryophyllene, which rapidly oxidized and produced SOA with high yields, showed a relatively small variation in SOA yields from changes in environmental conditions (i.e., NO_x levels, seed conditions, and sunlight intensity), and its SOA formation was mainly attributed to ozonolysis day and night. The daytime SOA formation was generally more sensitive to the aqueous reactions than the nighttime SOA because the daytime chemistry produced more highly oxidized multifunctional products. The simulation of α -pinene SOA in the presence of gasoline fuel, which can compete with α -pinene for the reaction with OH radicals in typical urban air, suggested the more growth of α -pinene SOA by the enhanced ozonolysis path. We concluded that the oxidation of the biogenic hydrocarbon with O₃ or NO₃ radicals is a source to produce a sizable amount of nocturnal SOA, despite of the low emission at night.

1 Introduction

35 Organic aerosol in the ambient air has been a factor to impact human health (Pye et al., 2022;Mauderly and Chow, 2008) and
climate change (Tsigaridis and Kanakidou, 2018;Kanakidou et al., 2005). A large portion of organic aerosol, especially of the
fine particulate matter, is secondary organic aerosol (SOA) produced from the oxidation process of hydrocarbons (HCs),
emitted from both biogenic and anthropogenic sources (Hallquist et al., 2009;Jimenez et al., 2009;Guenther et al.,
1995;Goldstein and Galbally, 2007;Sindelarova et al., 2014). These biogenic HCs contain olefinic (C=C) bonds that are highly
40 reactive towards various oxidants (i.e., OH radicals, NO₃ radicals, and O₃) (Atkinson and Arey, 2003). Furthermore, the SOA
from the oxidation of biogenic HCs is a considerable source of the global SOA budget (Kelly et al., 2018;Hodzic et al.,
2016;Khan et al., 2017). For example, Kelly et al. (2018) reported that the more than 50% of the annual global SOA production
rates (48.5-74.0 Tg SOA yr⁻¹) is from monoterpenes (19.9 Tg SOA yr⁻¹) and isoprene (4-19.6 Tg SOA yr⁻¹).

In the daytime, a large amount of biogenic HC is oxidized mainly with OH radicals and O₃ to form a considerable SOA burden
45 (Zhang et al., 2018;Carlton et al., 2009;Sakulyanontvittaya et al., 2008;Barreira et al., 2021). The photochemical cycle of NO_x
coupled with the oxidation of biogenic HCs enhances the production of O₃ and regenerate OH radicals, increasing the
consumption of biogenic HCs and the formation of SOA. In nighttime, the oxidation of biogenic HCs is processed dominantly
by O₃ and NO₃ radicals. **In the presence of O₃, NO is titrated to form NO₂.** The O₃ generated in daytime is not rapidly consumed
at nighttime and can further react with NO₂ to form a NO₃ radical that can also be sustain in nighttime. The oxidation pathways
50 of biogenic HCs can change diurnally with different NO_x levels and ultimately influence SOA formation. **For example, the
oxidation of isoprene with the NO₃ radical can rapidly produce nitrate-containing products (up to 80% of total gas products)
resulting the increase in the SOA formation (Kwok et al., 1996;Barnes et al., 1990;Perring et al., 2009;Brownwood et al.,
2021).** Numerous studies have also shown the important role of the NO₃ radical on the production of SOA, suggesting the
emission of NO_x from human activities increases the biogenic SOA mass (Ng et al., 2008;Bonn and Moorgat, 2002;Jaoui et
55 al., 2013;Rollins et al., 2012) at nighttime.

The biogenic SOA formation in current air quality models is predicted with the surrogate products originating from four major
oxidants: OH radicals, NO₃ radicals, O₃, and O(³P). However, the gas phase reactions cannot be constrained by a specific
oxidation path due to the various cross reactions with major oxidants. For example, the 1st generation of oxidation products
initiated by the ozone mechanism can also react with the OH radical. The product distribution originating from a specific
60 oxidant can also influenced by the NO_x level and atmospheric aging. Hence, the systematic approach that considers oxidation
paths of biogenic HCs in day and nighttime under varying environments is essential to better simulate the formation of biogenic
SOA.

The product distributions associated with the oxidation paths of biogenic HCs can significantly influence heterogeneous
reactions of organic species in aerosol phase, which also increase SOA growth. Numerous studies have shown the importance
65 of the aerosol phase reaction, yielding the non-volatile species or oligomeric matter, of reactive organic species (i.e., aldehydes
and epoxides) in aerosol phase (Jang et al., 2002;Woo et al., 2013;Altieri et al., 2006;Ervens et al., 2004;Liggio et al., 2005).
The typical SOA models that are semi-empirically established a relationship between the organic matter (OM) concentration
and the SOA yields by using simple partitioning parameters for two (Odum et al., 1996) or more surrogate products (Donahue
et al., 2006) include organic-phase oligomerization, but they do not fully treat the SOA formation via the aqueous reactions in
70 the presence of inorganic salts.

The UNified Partitioning Aerosol-phase Reaction (UNIPAR) model has recently been developed to predict SOA formation
via the multiphase reaction of HCs, (Beardsley and Jang, 2016;Im et al., 2014;Zhou et al., 2019). This model was demonstrated
by simulating the SOA formation from various aromatic HCs (Im et al., 2014;Zhou et al., 2019;Han and Jang, 2022),
monoterpenes (Yu et al., 2021), and isoprene (Beardsley and Jang, 2016). In this study, the UNIPAR model has been extended

75 to predict day and nighttime patterns of biogenic SOA formation. **Lumping species and their stoichiometric coefficient and physicochemical parameters from the extended semi-explicit gas mechanisms were individually obtained from the four major oxidation pathways with OH radicals, O₃, NO₃ radicals, and O(³P).** The potential SOA yields of biogenic HCs via four different oxidation paths were simulated by using the UNIPAR model and utilized to study day and nighttime patterns in biogenic SOA formation under varying NO_x levels, temperature, and seed conditions. To mimic the nighttime α -pinene SOA formation under the polluted urban atmosphere, α -pinene SOA formation was also simulated in the presence of gasoline fuel.

2 Chamber experiment

85 The chamber experiments to produce SOA from the oxidation process of biogenic HCs were conducted in the University of Florida Atmospheric PHotochemical Outdoor Reactor (UF-APHOR) chamber located on the rooftop of Black Hall (29.64° , -82.34°) at the University of Florida, Gainesville, Florida. The detailed configuration of the UF-APHOR and the experimental procedures were previously reported (Beardsley and Jang, 2016;Im et al., 2014;Zhou et al., 2019). In brief, UF-APHOR chamber is a dual chamber (52 m³ (East) + 52 m³ (West)) made with Fluorinated Ethylene Propylene (FEP) Teflon film. **Before experiment, chamber was cleaned by using clean air generator for 2 days after ventilation process.** For daytime experiments, the injection was done before sunrise, and the experiments started at sunrise, conducted for 10 to 12 hours. NO was introduced into the chamber from the NO cylinder (2%, Air gas) prior to sunrise for daytime experiments. The NO_x level is classified into the high NO_x level (HC/NO_x < 5.5 ppbC/ppb) and the low NO_x level (HC/NO_x > 5.5 ppbC/ppb) based on the initial concentrations of HC and NO. Inorganic seed aerosols (sulfuric acid, (SA), wet ammonium sulfate, (wet-AS), and dry ammonium sulfate (dry-AS)) were injected into the chamber to evaluate the effects of wet inorganic seed on SOA formation. For nighttime experiments, the injection and experiments began after sunset to avoid photochemical reaction, and experiments were conducted for 3 to 5 hours. O₃ was injected first into the chamber by using the O₃ generator (Jenesco Inc) followed by the NO₂ injection by using the NO₂ cylinder (2%, Air gas). Nighttime biogenic SOA formation was observed under the three different NO_x levels (i.e., O₃ only, low NO_x (HC/NO_x > 5.5 ppbC/ppb) and high NO_x level (HC/NO_x < 5.5 ppbC/ppb)). Three different biogenic HCs (isoprene (C₅H₈, 99%, Aldrich), α -pinene (C₁₀H₁₆, 98% Aldrich), and β -caryophyllene (C₁₅H₂₄, >90%, TCI)) were injected to the chamber. **CCl₄ was also introduced to the chamber to measure chamber dilution. The detail information of the chamber experiments is summarized in Table 1.**

100 The concentration of HCs and CCl₄ were monitored using a Gas Chromatography–Flame Ionizer Detector (Agilent, model 7820A) (GC-FID). The HC concentration detected by GC–FID determined HC consumption in the chamber during the experiment. The concentration of CCl₄ measured by GC-FID was monitored as a function of time to obtain the dilution factor of the chamber during the experiment. The concentration of O₃ was monitored with a photometric ozone analyzer (Teledyne, model 400E and 2B Technologies, model 106-L, M). NO_x concentration was monitored by using a chemiluminescence NO/NO₂ analyzer (Teledyne, model 200E) and photometric NO_x analyzer (2B Technologies, model 405 nm). The inorganic ion (SO₄²⁻ and NH₄⁺) and organic carbon (OC) concentrations of aerosol were in situ monitored by the Particle-Into-Liquid-Sampler (Applikon, ADI 2081), coupled with Ion Chromatography (Metrohm, 761Compact IC) (PILS–IC), and an OC/EC carbon aerosol analyzer (Sunset Laboratory, Model 4), respectively. The Scanning Mobility Particle Sizer (SMPS, TSI, Model 3080) integrated with a condensation nuclei counter (TSI, Model 3025A and Model 3022) was used to measure the particle volume concentration over the course of experiment. An Aerosol Chemical Speciation Monitor (ACSM, Aerodyne Research Inc.) observed the composition (SO₄²⁻, NO₃⁻, NH₄⁺, and organic) of aerosol to compare with the data obtained from OC and PILS–IC. The relative humidity and temperature were monitored in the UF-APHOR and applied to the simulation, and the sunlight intensity was measured by Total Ultraviolet Radiometer (EPLAB, TUVR). Aerosol acidity (mol/L of aerosol) was examined by Colorimetry integrated in the Reflectance UV–visible spectrometer (CRUV) (Li and Jang, 2012;Jang et al., 2020).

115 The details of the experimental conditions are summarized in Table 1.

3 Model descriptions

UNIPAR streamlines the gas oxidation integrated with gas mechanisms, multiphase partitioning, and aerosol-phase reactions in both organic and inorganic phases (Fig. 1). The oxidation products from each biogenic HC were predicted by using **extended semi-explicit mechanisms** for each oxidant (OH radicals, O₃, NO₃ radicals, and O(³P)). The simulated gas products were classified into the 51 lumping species (*i*) according to their volatility and reactivity in aerosol phase. The UNIPAR model was simulated under the Dynamically Simple Model of Atmospheric Chemical Complexity (DSMACC) (Emmerson and Evans, 2009) integrated with the Kinetic PreProcessor (KPP) (Damian et al., 2002). **The stoichiometric coefficient (α_i) and physicochemical parameters of lumping species (*i*) are estimated by using the products predicted from extended semi-explicit mechanisms at a given oxidation path for each precursor. In the model, α_i values are dynamically constructed with a mathematical equation as a function of NO_x levels and gas aging. The predetermined mathematical equation and physicochemical parameters for lumping groups are applicable to the conventional gas mechanisms. In order to support the atmospheric oxidation of biogenic HCs in complex ambient air, these model parameters were integrated with the HC consumption predicted by the Statewide Air Pollution Research Center (SAPRC07TC) (Carter, 2010) gas mechanisms and then applied to produce SOA mass.** The total organic matter (OM_T) is estimated by gas–particle partitioning (OM_P) and heterogeneous reactions (OM_{AR}) in both organic and inorganic phases. For α -pinene and β -caryophyllene, the SOA formation in the presence of salted aqueous solutions (i.e., sulfuric acid (SA), ammonium bisulfate (AHS), and ammonium sulfate (AS)) was simulated under the assumption of the liquid-liquid phase separation (LLPS) between the organic and inorganic phase. In case of isoprene, the production of single homogeneous mixed phase SOA has been reported in the presence of inorganic seed (Beardsley and Jang, 2016; Carlton et al., 2009). Thus, the isoprene SOA formation in the presence of inorganic aerosol was excluded. The details of the UNIPAR model were described in the following sections.

3.1 Generation of lumping species from the **Extended Semi-Explicit Gas Mechanisms**

The UNIPAR model utilizes the stoichiometric coefficient (α_i) array and physicochemical parameters ($p_{L,i}^\circ$, MW_i , $O:C_i$, and HB_i) of the lumping species (*i*), which are determined by the explicitly predicted gas products. The gas-phase oxidation of three biogenic HCs (isoprene, α -pinene, and β -caryophyllene) of this study was explicitly processed by using the Master Chemical Mechanism (MCM v3.3.1) (Saunders et al., 2003; Jenkin et al., 2012; Jenkin et al., 2015) to generate lumping species and their model parameters. Additionally, the recently identified oxidation mechanisms that can yield low volatile products were also integrated with MCM. For example, the Peroxy Radical Autoxidation Mechanism (PRAM) (Roldin et al., 2019) that forms the highly oxygenated organic molecule (HOM) (Molteni et al., 2019) and the accretion reaction to form ROOR from the RO₂ (Bates et al., 2022; Zhao et al., 2021) were added (**Table S1-S3**). Furthermore, the oxidation process of biogenic HCs by O(³P) (Paulson et al., 1992; Alvarado et al., 1998) was included to synchronize with the oxidation path in **SAPRC**. The additional mechanisms are shown in the Sect. S1.2. The oxidation-path dependent lumping parameters were generated by individually processing the reaction of biogenic HCs with four major oxidants (OH radicals, O₃, NO₃ radicals, and O(³P)). After a biogenic HC is oxidized with individual oxidants, the further oxidation of the 1st generation product was allowed to react with any oxidant. For instance, the 1st generation ozonolysis products of biogenic HC can react with OH radicals or NO₃ radicals.

For each oxidation path, the resulting oxygenated products from **the extended semi-explicit gas mechanism** were classified into eight levels of the vapor pressure ($P_{L,i}^\circ$) (1–8: 10⁻⁸, 10⁻⁶, 10⁻⁵, 10⁻⁴, 10⁻³, 10⁻², 10⁻¹, and 1 mmHg) and six levels of the aerosol–phase reactivity scale (R_i): very fast (VF), fast (F), medium (M), slow (S), partitioning only (P), and multi-alcohol (MA), as well as three additional reactive species (glyoxal, methylglyoxal, and epoxydiols). The physicochemical parameters

155 ($p_{L,i}^\circ$, MW_i , $O:C_i$, and HB_i) of lumping species (i) are determined based on the group contribution and unified into one array for each HC. The details about the model parameters and lumping structures are given in Sect. S7.

3.2 SOA growth via gas-particle partitioning

In this model, the gas–particle partitioning of oxidation products are assumed as an equilibrium partitioning process based on the absorptive partitioning theory (Pankow, 1994). It assumes that the gas–particle partitioning instantaneously reaches
160 equilibrium to distribute the gas products into the gas ($C_{g,i}$), organic ($C_{or,i}$) and inorganic phases ($C_{in,i}$). The partitioning coefficient of i into the organic phase ($K_{or,i}$, $\text{m}^3 \mu\text{g}^{-1}$) is determined by the traditional absorptive partitioning theory (Pankow, 1994) as follows:

$$K_{or,i} = \frac{7.501RT}{10^9 MW_{or} \gamma_{or,i} p_{L,i}^\circ}, \quad (1)$$

where MW_{or} (g mol^{-1}) is the molecular weight of OM_T , R ($8.314 \text{ J mol}^{-1} \text{ K}^{-1}$) is the ideal gas constant, and T (K) is the
165 temperature. $\gamma_{or,i}$ is the activity coefficient of i in organic phase and assumed as unity. The partitioning coefficient of i into the inorganic phase ($K_{in,i}$, $\text{m}^3 \mu\text{g}^{-1}$) is also calculated according to the absorptive partitioning theory:

$$K_{in,i} = \frac{7.501RT}{10^9 MW_{in} \gamma_{in,i} p_{L,i}^\circ}, \quad (2)$$

where MW_{in} (g mol^{-1}) is the averaged molecular weight of inorganic aerosol, and $\gamma_{in,i}$ is the activity coefficient of i in
170 inorganic phase. Unlike $\gamma_{or,i}$, $\gamma_{in,i}$ is semiempirically estimated with a polynomial equation, determined by fitting the $\gamma_{in,i}$ estimated by the Aerosol Inorganic–Organic Mixtures Functional groups Activity Coefficient (AIOMFAC) (Zuend et al., 2011) as:

$$\gamma_{in,i} = e^{0.035MW_i - 2.704 \ln(O:C_i) - 1.121HB_i - 0.33FS - 0.022(RH)}, \quad (3)$$

where RH and FS is relative humidity (%) and fractional sulfate. Fractional sulfate (FS) is the concentration ratio of total sulfate to the sum of total sulfate and ammonium ions in aerosol ($FS = [\text{SO}_4^{2-}] / ([\text{SO}_4^{2-}] + [\text{NH}_4^+])$) (Zhou et al., 2019). FS,
175 introduced to determine aerosol acidity, ranges from 0.33 to 1 for ammonium sulfate to sulfuric acid, respectively.

The gas–organic partitioning is governed by Raoult’s law, assumed that the saturation vapor pressure of the species is dependent on the mole fraction of the species in the solution. To consider the oligomerization of organic species in total concentration ($C_{T,i} = C_{g,i} + C_{or,i} + C_{in,i}$), OM_P is recalculated after OM_{AR} integration with the partitioning model (Schell et al., 2001), which is reconstructed by including OM_{AR} (Cao and Jang, 2010). OM_P is calculated by the Newton Raphson method
180 (Press et al., 1992) from $C_{T,i}$ using a mass balance equation:

$$OM_P = \sum_i [C_{T,i} - OM_{AR,i} - C_{g,i}^* \frac{\frac{C_{or,i}}{MW_i}}{\sum_i (\frac{C_{or,i}}{MW_i} + \frac{OM_{AR,i}}{MW_{oli,i}}) + \frac{OM_0}{MW_0}}], \quad (4)$$

where OM_0 (g m^{-3}) is the concentration of pre-existing OM and MW_0 (g mol^{-1}) is the molecular weight of pre-existing OM. $C_{g,i}^*$ ($= \frac{1}{K_{or,i}}$) and $MW_{oli,i}$ (g mol^{-1}) are the effective saturation concentration of i and the molecular weight of the dimer (i), respectively.

185 3.3 SOA formation via aerosol phase reaction

OM_{AR} , which is generated via aerosol phase reaction in both organic and inorganic phases, is estimated as a second order reaction product from condensed organics based on the assumption of a self-dimerization reaction of organic compounds in media (Im et al., 2014; Zhou et al., 2019; Odian, 2004):

$$\frac{dC'_{or,i}}{dt} = -k_{o,i} C'_{or,i}{}^2, \quad (5)$$

$$190 \frac{dC'_{in,i}}{dt} = -k_{AC,i} C'_{in,i}{}^2, \quad (6)$$

where $C'_{or,i}$ and $C'_{in,i}$ are the concentration of i in the organic and inorganic aerosol phase (mol L^{-1}), respectively. The reaction rate constant in the aqueous phase ($k_{AC,i}$, $\text{L mol}^{-1} \text{s}^{-1}$) and organic phase ($k_{o,i}$) are determined (Jang et al., 2005; Jang et al., 2006):

$$k_{AC,i} = 10^{0.25pK_{BH_i^+} + 1.0X + 0.95R_i + \log(a_w[H^+]) - 2.58}, \quad (7)$$

$$k_{o,i} = 10^{0.25pK_{BH_i^+} + 0.95R_i + 1.2 \left(1 - \frac{1}{1 + e^{0.05(300 - MW_{or})}} \right) + \frac{2.2}{1 + e^{6.0(0.75 - O:C)}} - 10.07}, \quad (8)$$

$k_{AC,i}$ is semiempirically determined from R_i , the protonation equilibrium constant ($pK_{BH_i^+}$), excess acidity (X) (Cox and Yates, 1979; Jang et al., 2006), water activity (a_w), and the proton concentration $[H^+]$ (Im et al., 2014; Zhou et al., 2019). $k_{o,i}$ is determined by extrapolating $k_{AC,i}$ to the neutral condition in the absence of salted aqueous solution to process oligomerization in organic phase. $k_{o,i}$ is calculated without X, a_w , and $[H^+]$ terms because a_w , $[H^+]$, and X converged to zero in the absence of wet inorganic seed.

3.4 Integration of UNIPAR with SAPRC

The UNIPAR model that equips the pre-determined mathematical equations for α_i array and physicochemical parameters of the lumping species originating from explicit products, was coupled with SAPRC07TC (Carter, 2010). **In this study, the consumption of biogenic HCs was obtained from SAPRC07TC simulation and applied to calculate the gas concentration of 51 lumping species and following SOA formation by utilizing the model parameters originated from the extended semi-explicit mechanisms.** The reaction rate constant of β -caryophyllene in SAPRC07TC was adjusted based on that from the MCM mechanism (Jenkin et al., 2012). The resulting gas mechanism of biogenic HCs in SAPRC07TC was summarized in the Table S4. For the SOA simulation with NO_3 radicals in the presence of wet inorganic seed aerosol, the heterogeneous hydrolysis of N_2O_5 was included in gas mechanisms. N_2O_5 forms via the equilibrium reaction of a NO_3 radical and NO_2 in gas phase but rapidly hydrolyzed by the interfacial process on the surface of salted aqueous aerosol to form nitric acid (Galib and Limmer, 2021). The hydrolysis rate constant of N_2O_5 has been reported as in a range of $10^{-7} \sim 10^0 \text{ s}^{-1}$ (Wagner et al., 2013; Wood et al., 2005) and thus, the hydrolysis rate constant of N_2O_5 was set to 10^{-2} s^{-1} in this study. The water content in isoprene SOA, which is very hydrophilic, was estimated with 1/3 of hygroscopicity of ammonium sulfate (Beardsley and Jang, 2016).

4 Results and Discussions

4.1 Simulation of chamber data with the UNIPAR model

The predictability of the UNIPAR model was demonstrated by simulating SOA data obtained from the oxidation of three biogenic HCs (isoprene, α -pinene, and β -caryophyllene) in the UF-APHOR chamber under the various environmental conditions, such as NO_x level, inorganic seed conditions, and temperature in both day and night (Table 1). Figure 2 shows the simulated total SOA mass (OM_T , solid line) and OM_P (dotted line) by the UNIPAR. The predicted SOA mass approached with four oxidation paths well accords with the observed SOA mass (symbol). For the ozonolysis of all three biogenic HCs of this study, OM_P attributes more to SOA formation in the presence of NO_x (Fig. 2 (b), (c), (e), (f), (h), and (j)) than in the absence of NO_x (Fig. 2 (a), (d), (g), and (i)). This suggests the importance of NO_3 radicals at nighttime. The SOA formation increased with wet inorganic seed due to aqueous phase reactions of reactive organic species, rendering the reduction of OM_P as seen in Fig. 2 (e and f). In the same manner, SOA formation with acidic seed increased but the fraction of OM_P of total SOA mass decreased (Fig. 2 (g)). However, the impact of inorganic seed on nocturnal SOA formation can be insignificant in the presence of NO_x because N_2O_5 undergoes heterogeneous hydrolysis reaction on the surface of wet aerosol particles to form nitric acid (HNO_3) (Brown et al., 2006; Hu and Abbatt, 1997; Galib and Limmer, 2021).

As seen in Figure 3, the daytime simulation approached by the four oxidation paths with the UNIPAR model also well agreed with the SOA mass generated under various experimental conditions. For both isoprene SOA (Fig.3 (a) vs. (d)) and β -caryophyllene SOA (Fig. 3 (c) vs. (f)), a clear NO_x effect appeared for those performed under similar experimental conditions measurement and simulation during daytime, showing the higher SOA mass with the greater HC/ NO_x level (lower NO_x) as previously reported in many studies (Carlton et al., 2009;Tasoglou and Pandis, 2015). The impact of acidic seed on α -pinene SOA formation (Fig. 3 (b) and (e)) was also simulated with the model as reported in other studies (Yu et al., 2021;Han et al., 2016;Kristensen et al., 2014). However, β -caryophyllene SOA was relatively insensitive to the aerosol acidity (Fig. 3(f)), which disagreed with the previous observations (Chan et al., 2011;Offenberg et al., 2009). In Fig. 3(f), the difference in OMP between NS and SA conditions was not appeared. The SOA yield from β -caryophyllene oxidation is very high, even in the absence of salted aqueous phase. Thus, the impact of aqueous reactions on β -caryophyllene can be less dramatic than that of α -pinene.

4.2 Evaluation of Biogenic SOA Potential from Major Oxidation Paths

The atmospheric process of biogenic HCs is complex because of their multi-generation oxidations by the combination of various oxidation paths. To investigate the impact of product distributions of each oxidation path on SOA growth in day and night, SOA yields are simulated under the constrained oxidation path with a fixed amount of HC consumption as seen in Fig. 4. SOA yields are simulated under varying environmental conditions including two different NO_x levels ((a) high NO_x : HC/ $\text{NO}_x = 3$ ppbC/ppb and (b) low NO_x : HC/ $\text{NO}_x = 10$ ppbC/ppb) and three different seed conditions (no seed, wAS, and wet ammonium bisulfate (wAHS)). To investigate the impact of aerosol acidity, the SOA formation is simulated in the presence of wAHS seed at pHs -1.5 and 0 corresponding to RHs 45% and 80%, respectively. The reported acidity of the ambient aerosol is in the range of pH:-1~5 (Pye et al., 2020). Overall, biogenic SOA formation from the $\text{O}(\text{P})$ reaction path is negligible.

For isoprene, the efficient pathways to form SOA are the NO_3 -initiated oxidation (6-17%) and OH-initiated oxidation (3 - 4%) in both day and night at given conditions of Fig. 4. However, the SOA yield from O_3 is trivial as $\sim 0.4\%$. This tendency accords with the previous studies (Carlton et al., 2009;Kleindienst et al., 2007;Czoschke et al., 2003) in that isoprene SOA formation is more with the OH-initiated oxidation than the ozonolysis. Evidently, the SOA formed via ozonolysis in the absence of an OH-scavenger was greater than that in the presence of the scavenger in the laboratory work (Kleindienst et al., 2007), suggesting that a sizable fraction of the isoprene aerosol is produced via the OH-oxidation path.

α -Pinene SOA yields are high with ozonolysis and NO_3 -initiated oxidation in both daytime and nighttime. By including autoxidation mechanism of ozonolysis products (Roldin et al., 2019;Crounse et al., 2013;Bianchi et al., 2019) into the gas mechanism, low volatile products increase α -pinene SOA yield. The importance of autoxidation products on terpene SOA formation has been demonstrated in the previous study by Yu et al for daytime chemistry (Yu et al., 2021). At night, the contribution of autoxidation on ozonolysis SOA depends on the concentration of α -pinene. For example, the attribution of autoxidation on SOA mass in experiment AP01 (Table 1) was nearly 15%, but it can increase due to gas-particle partitioning of non-autoxidation products onto SOA mass originating autoxidation products. The addition of NO_3 to the alkene double bond of α -pinene is followed by the addition of an oxygen molecule to form an alkylperoxy radical that can also lead to low-volatile peroxide accretion products (ROOR) (Hasan et al., 2021;Bates et al., 2022). The α -pinene ozonolysis SOA yield is insensitive to humidity even in the presence of hygroscopic, acidic AHS seed. The UNIPAR model estimates the activity coefficient of lumping species in inorganic-salted aqueous phase by using lumping species' physicochemical parameters. Unlike isoprene (Beardsley and Jang, 2016) or aromatic products (Han and Jang, 2022;Im et al., 2014;Zhou et al., 2019), α -pinene gas products are relatively hydrophobic and thus, their solubility is low in the aqueous phase with their large activity coefficients. Evidently, α -pinene SOA yields the lower O:C ratio (~ 0.56) than isoprene SOA (~ 1.1) in the model.

270 β -Caryophyllene shows higher SOA potential in daytime than in nighttime while both isoprene and α -pinene lessens SOA yields in daytime due to photolysis of oxidation products. In case of β -caryophyllene, even after the photodegradation the product volatility is still low enough to significantly partition to the aerosol phase and heterogeneously form SOA. Evidently, our simulation suggested that the averaged molecular weight of β -caryophyllene oxidation products in highly reactive groups (VF or F) is $183.01 \text{ g mol}^{-1}$, while that from isoprene and α -pinene is $116.65 \text{ g mol}^{-1}$ and $143.29 \text{ g mol}^{-1}$, respectively. Under darkness, the β -caryophyllene SOA formation potential is the highest with ozonolysis, followed by the NO_3 -initiated oxidation. At given simulation conditions in Fig. 4, the β -caryophyllene SOA yield ranges from 26% to 35% for the OH-initiated oxidation and from 21 to 32% for ozonolysis. The SOA yields from the reaction of β -caryophyllene with OH radicals and O_3 are agreed with that in other laboratory studies (i.e., SOA yields with OH: 17-68%, those with O_3 : 5-46%) (Chan et al., 2011; Jaoui et al., 2013; Tasoglou and Pandis, 2015).

280 Figure 4 also shows the effect of NO_x on SOA potentials by each oxidation path under various conditions (RH and seed). Overall, the NO_3 -initiated SOA yield is positively correlated to the NO_x level, because the RO_2 that forms via the reaction of biogenic HC with NO_3 radical followed by the addition of an oxygen molecule can react with HO_2 radicals to form organic hydroperoxide, which yields little SOA mass (Bates et al., 2022; Ng et al., 2008). For all three biogenic HCs, the OH-initiated SOA yields are negatively correlated to the NO_x level. In our simulation condition, the low NO_x level (Fig. 4(b)) yields on average 1.2-1.5 times higher SOA mass than the high NO_x level (Fig. 4(a)). For the reaction of OH radicals with α -pinene or β -caryophyllene, the low NO_x level increases reactive organic products (i.e., aldehydes) and thus, SOA grows rapidly via heterogeneous reactions. The OH-initiated isoprene SOA yields increases with reducing the NO_x level because of the formation of epoxy-diol (Kroll et al., 2006). For the ozonolysis path, α -pinene SOA yields decrease as 80-93% by increasing the NO_x level in this study by lowering the formation of low volatile products. For example, the autoxidation path of the α -pinene ozonolysis product can be suppressed under the high NO_x level (Bianchi et al., 2019). For β -caryophyllene, the nighttime SOA formation from ozonolysis also increases with reducing the NO_x level, because the internal rearrangement of ozonolysis products to form the secondary ozonide competes with the reaction of these ozonolysis products with NO or NO_2 (Jenkin et al., 2012). The further oxidation of the secondary ozonide products yield low-volatile products. However, the ozonolysis β -caryophyllene SOA under sunlight increases up to 1.4 times by increasing the NO_x level in Fig. 4. This tendency is possibly due to the further reaction of the ozonolysis products, which contain an alkene double bond and an aldehyde group and can react with a NO_3 radical to form high-carbon peroxy radicals. Furthermore, the resulting peroxy radicals can produce a variety of organic products that form SOA via heterogeneous reactions and the low volatility products (Jenkin et al., 2012; Li et al., 2011). Figure S3 illustrates the stoichiometric coefficients of the two lumping species (low volatility species in group 2S and the medium reactivity species (one aldehyde group) in group 4M), which increase with increasing NO_x and can significantly contribute to SOA mass. These two species originate from the reaction of a nitrate radical with the ozonolysis products.

300 Regardless of HCs and oxidation pathways, the impact of neutral seed (wAS) on biogenic SOA formation is insignificant. The impact of the acidic seed (wAHS) on α -pinene SOA formation is various depending upon the oxidation path. For daytime SOA, the significant impact of acidic seed on SOA formation is observed as previously reported (Yu et al., 2021; Han et al., 2016). For nighttime, no significant impact of acid-catalyzed reactions on the α -pinene SOA originating from the NO_3 -initiated pathway appears, because the SOA forms from lowly volatile ROOR products that are insensitive to aerosol acidity (Boyd et al., 2017). In Fig. 4, nocturnal SOA formation from the α -pinene ozonolysis increases by including acidic seed (wAHS). Thus, the small increase in chamber-generated SOA formation (Fig. 2(e) and (f)) by inorganic seed is mainly caused by the aqueous phase reaction of the ozonolysis products. For β -caryophyllene, overall, the increase in SOA yields due to aqueous phase reactions are not significant for all oxidation pathways. Only a small increase in the β -caryophyllene SOA yield in the presence of acidic seed (wAHS) appears for the O_3 -initiated oxidation path at nighttime and daytime. The large molecules originating from β -caryophyllene oxidation might have a poor solubility in aqueous phase, weakening the impact of aerosol acidity on

310 **OM_{AR}**. For example, the simulated O:C of β -caryophyllene SOA is estimated as ~ 0.27 under the chamber conditions in Fig. 2
(i).

The chamber-generated SOA mass is influenced by the deposition of organic vapor to the chamber wall. The simulation of SOA yields in Fig. 4 is performed with the model parameters obtained in the presence of the wall effects. To investigate the SOA formation in the ambient air, the wall-free SOA model parameter has recently been derived by (Han and Jang, 2022).
315 Figure S2 illustrates the SOA yields predicted in the absence of the deposition of organic vapor to the chamber wall. Overall, the effect of acidic seed on SOA formation is reduced by the correction of model parameters for the wall artifact. The impact of gas-wall deposition on SOA formation is higher in the absence of inorganic seed than that in the presence of inorganic seed (Han and Jang, 2022;Krechmer et al., 2020). α -Pinene SOA is more influenced by gas-wall partitioning than isoprene or β -caryophyllene SOA, especially for the OH radical and NO₃ radical oxidation paths.

320 **4.3 Sensitivity and Uncertainty of Biogenic SOA Formation to Major Variables**

The sensitivity of three biogenic SOA yields to important environmental variables was demonstrated in Fig. 5. SOA yields in Fig. 5 were simulated for (a) isoprene, (b) α -pinene, and (c) β -caryophyllene in both daytime (solid line) and nighttime (dashed line) under the various temperature and seed (NS and wAHS), ranging from 278K to 308K, at the given reference condition. For the sensitivity test, the bias from gas-wall partitioning is corrected in this simulation by the amended model parameter
325 (Han and Jang, 2022). The contribution of each oxidation pathway to the consumption of biogenic HC is illustrated in Fig. 7 (a). For the daytime, the SOA formation is simulated under the reference sunlight intensity (Fig. S1), measured on 06/19/2015 at the UF-APHOR. The simulation is performed for the urban atmosphere where the NO_x level is high (HC/NO_x = 3 ppbC/ppb), because the concentration of O₃ and NO₃ radicals are relatively high in the polluted atmosphere.

Figure 5 shows that isoprene and α -pinene produce more SOA mass by nighttime chemistry than daytime chemistry. SOA
330 yields is influenced by hydrocarbon consumption by each oxidation path (Fig. 7) and the SOA potential at a given oxidation path (Fig. S2) as discussed in Sect. 4.2. Isoprene and α -pinene at night are mainly consumed by both NO₃ radicals and O₃, while in daytime they can be oxidized mainly by the OH radical. **At night, NO₃ radicals can react with NO to form NO₂, but NO₃ radicals can be regenerated via the reaction of NO₂ and O₃.** In daytime, the role of NO₃ on SOA formation can be minimal owing to its rapid photolysis (e.g., lifetime = 5s) (Magnotta and Johnston, 1980). For β -caryophyllene, the majority of HC is
335 consumed by O₃ in both day and night due to its fast ozonolysis rate constant. The daytime SOA yield (Fig. S2) from the β -caryophyllene ozonolysis and OH-initiated oxidation are similar or greater than that in night due to the formation of reactive products for oligomerization during multi-generation photochemical oxidation as discussed in section 4.2.

In the absence of the inorganic seed, the nighttime SOA from all three HCs is more sensitive to the temperature than that produced in daytime. At nighttime, the biogenic HCs, primarily consumed by O₃ and NO₃ radicals, produce the semi-volatiles
340 that form SOA dominantly by the partitioning process. The products formed via the photooxidation in daytime are multi-functional and reactive for aerosol phase reactions, and thus less sensitive to temperature.

The daytime α -pinene SOA formation is enhanced by the acid-catalyzed reaction up to 1.2 times (Fig. 5 (b)). However, the nighttime α -pinene SOA mass decreases by introducing inorganic seeds due to the decay of the NO₃ radicals through the heterogeneous hydrolysis of N₂O₅, which thermodynamically forms NO₃ radicals. The reduction of NO₃ radicals results in less
345 contribution of the NO₃ path that can lead a high yield SOA formation (Fig. S2 (a)). In both nighttime and daytime, β -caryophyllene SOA mass increases up to 1.1 times by aqueous phase reactions. The impact of wet seed on isoprene SOA is not discussed in this study because the mixing state of isoprene products and wet-salt aerosol is not governed by LLPS. Studies have shown that the impact of aqueous reaction isoprene SOA is greater than α -pinene (Beardsley and Jang, 2016;Carlton et al., 2009).

350 Figure 6 illustrates the sensitivity of SOA yields to the NO_x level under two different seed conditions (NS and wAHS) at a
given reference condition. The simulations are performed in the absence of the gas-wall partitioning (Han and Jang, 2022)
with the same given initial concentration of isoprene, α -pinene, and β -caryophyllene as shown in Fig. 5. Despite of a large
increase in α -pinene SOA potential due to the gas-wall loss correction (Fig. 4 vs. Fig. S2), the highest yield in daytime SOA
355 appears with β -caryophyllene, followed by α -pinene and isoprene. In nighttime, the simulated α -pinene SOA yield is higher
than the β -caryophyllene SOA at the high NO_x condition due to the high α -pinene SOA potential from the NO_3 -initiated
oxidation path. For α -pinene and isoprene, daytime SOA yields gradually decrease with increasing NO_x , but nighttime SOA
yields drastically increase in the high NO_x region. In daytime, the high NO_x level increases the reactions of NO with RO_2 ,
leading to relatively volatile gas products lowering SOA yields (Yu et al., 2021; Carlton et al., 2009; Hallquist et al., 2009). At
night, as seen in Fig. 7, the high-yield NO_3 -initiated path contributes more with the high NO_x level. The NO_x effects on
360 nighttime biogenic SOA formation in the presence of inorganic seed are lesser than those in daytime due to the removal process
of NO_3 radicals via the hydrolysis of N_2O_5 . For β -caryophyllene, the NO_x effects on SOA yield shows the opposite trend to α -
pinene and isoprene SOA. The daytime β -caryophyllene SOA yields from ozonolysis decreases with reducing NO_x level.
Figure 7 suggests that the β -caryophyllene is mainly consumed by the O_3 initiated path, and thus the β -caryophyllene SOA
yield in daytime changes by NO_x level (Fig. S2) due to the NO_x dependency of ozonolysis product distributions as discussed
365 in section 4.2.

For the chamber study, concentrations of HC and NO_x are generally higher than those in ambient air due to the detection limit
of analytical instruments. Additionally, the chamber-generated SOA data can be influenced by vapor-wall deposition and the
particle-wall loss. Fig. S4 illustrates the influence of the initial concentration of biogenic HCs on SOA formation at a given
 NO_x level (high NO_x condition). Regardless of initial HC concentrations, the sensitivity of SOA yields to different light
370 conditions (day vs. night) or seed conditions (non-seed vs. wAHS) is consistent at a given biogenic hydrocarbon.

The prediction of SOA mass is influenced by two major processes: multiphase partitioning and heterogeneous reactions.
Therefore, the model uncertainty test was performed for P_L and in-particle reactions associated with k_o , and k_{AC} in the absence
of chamber wall bias. The uncertainty in SOA mass in Fig. S5 is performed by increasing/decreasing P_L , k_o , and k_{AC} as a
factor of 1.5/0.5, at the high NO_x level ($\text{HC}/\text{NO}_x = 3$ ppbC/ppb) with $10 \mu\text{g m}^{-3}$ of OM_0 . The daytime SOA mass is simulated
375 with the sunlight profile on 06/19/2015 near summer solstice (Fig. S1). Temperature and RH are set as 298K and 50%,
respectively. The amount of both wAS and wAHS is fixed to $20 \mu\text{g m}^{-3}$ (dry mass). In the model, P_L was determined based on
the group contribution (Stein and Brown, 1994) with the reported error as a factor of 1.45 (Zhao et al., 1999). k_{AC} was semi-
empirically determined by correlating model compound data with the $[\text{H}^+]$ and liquid water contents, and R_i (Eq. 7). k_o was
obtained by extending the k_{AC} calculation to the neutral condition in the absence of salted aqueous solution to process
380 oligomerization in organic phase by eliminating X, a_w , and $[\text{H}^+]$ terms (Eq. 8). Among the reaction systems in Fig. S5, α -
pinene daytime SOA formation is the most responsive to the change of the three model parameters. P_L is more influential on
all three biogenic SOA formation than k_o , and k_{AC} at the given simulation condition.

4.4 Nocturnal Biogenic SOA Formation in the Presence of gasoline

385 To investigate the influence of anthropogenic HC on the terpene SOA formation at night, 75 ppb α -pinene was oxidized with
120 ppb O_3 in the presence of 3000 ppbC US commercial gasoline fuel (octane numbers of 87). The composition of gasoline
fuel was analyzed by using GC-FID. Around 30% of gasoline fuel were aromatic compounds. The details of the experimental
conditions were summarized in Table 2. Fig.7 illustrates the UNIPAR simulated SOA mass (OM_T , solid line) and the observed
chamber-generated SOA mass (symbol). The aromatic HCs of gasoline fuel can be oxidized with the OH radicals, which is
390 produced as a by-product from the ozonolysis of α -pinene (Finlayson-Pitts and Pitts Jr, 1999). The gasoline SOA was simulated

by utilizing the SOA model parameters from previous study (Han and Jang, 2022). The simulation suggests that the SOA formation in the α -pinene and gasoline cocktail mainly originates from α -pinene oxidation products. The α -pinene SOA (red line) contributes from 95 to 98% of total SOA in the absence of inorganic seed (Fig. 7 (a)), and it slightly decreases to 93-94% in the presence of wet-AS because the gasoline aromatic oxidation products are highly reactive in the aqueous phase (Han and Jang, 2022). The simulated α -pinene SOA mass in the presence of gasoline fuel is also compared to that in the absence of gasoline in Fig. 7. Interestingly, the SOA formation in the presence of gasoline is elevated by 30% compared to that in absence. Under the ozone excess condition of this study, the oxidation of α -pinene is mainly dominated by ozonolysis in the presence of gasoline, because gasoline competes with α -pinene to react with OH radicals (Fig. S7). As seen in Fig. 4, α -pinene ozonolysis is capable of yielding higher SOA mass than the α -pinene OH reaction.

The impact of anthropogenic hydrocarbons (gasoline) on α -pinene SOA is also demonstrated for different NO_x levels and seed conditions without the chamber wall bias in Fig. S6. In the absence of inorganic seed, the simulation shows the higher SOA yields with the greater NO_3 contribution at the higher NO_x . In the presence of inorganic seed, the contribution of NO_3 on SOA formation decreases due to the heterogeneous hydrolysis of N_2O_5 , which forms the NO_3 radicals as discussed in section 4.3. The effects of gasoline to total SOA formation decrease with increasing the NO_x level, because less ozonolysis results in less production of OH radicals. In addition, the gasoline SOA yield is generally smaller at the higher NO_x level (Han and Jang, 2022).

5 Conclusions

In this study, the biogenic SOA produced from the reaction of isoprene, α -pinene, or β -caryophyllene with four major atmospheric oxidants (OH radicals, O_3 , NO_3 radicals, and $\text{O}(^3\text{P})$) was simulated with the UNIPAR model and applied to interpretation of their diurnal pattern. Overall, isoprene and α -pinene SOA yields in daytime increased by decreasing the NO_x level, but they showed the opposite tendency at night (Fig. 6). This trend accords with the previous laboratory studies and field observations (Rollins et al., 2012; Yu et al., 2021; Carlton et al., 2009; Hallquist et al., 2009; Fry et al., 2018). As seen in Fig. 7, the NO_3 radical significantly contributed to the biogenic HC consumption at night, although its contribution can be lesser in the presence of wet inorganic aerosol. Field observations also show a considerable contribution of NO_3 radicals to biogenic HC oxidation at night, up to 58% of the total oxidation paths (Ng et al., 2017; Edwards et al., 2017).

The NO_x emission from anthropogenic sources has gradually decreased and the nighttime oxidation path in the southeast US is in transition from NO_x -dominance to O_3 -dominance (Edwards et al., 2017), due to the reduction of the NO_x emission (Russell et al., 2012). The fate of SOA formation under the reduction of the NO_x emission is, however, complex due to several reasons. Under the urban set, the biogenic HCs are oxidized in the presence of the complex cocktail of anthropogenic pollutants (i.e., aromatic HCs, SO_2 and NO_x). As discussed in section 4.4, the reduction of NO_x can lessen biogenic SOA mass at night (Figure 4 and Figure 6), although it increases aromatic SOA originating from the oxidation with OH radical. In daytime, the reduction of NO_x in urban air increases biogenic SOA burdens. However, NO_2 can react with OH radicals at high NO_x levels to form HNO_3 , which is semi-volatile and can condense onto the preexisting particles at the low temperature (Wang et al., 2020) increasing aqueous reactions of organics in hygroscopic inorganic aerosol. In rural environments where the NO_x level is low, the reduction of NO_x generally increases biogenic SOA formation in both daytime and nighttime, but its impact could be trivial compared to that in the high NO_x region.

Numerous studies (Jang et al., 2002; Czoschke et al., 2003; Offenberg et al., 2009; Surratt et al., 2010; Beardsley and Jang, 2016; Hallquist et al., 2009) have demonstrated the impact of acidic aerosol on daytime SOA. However, nighttime ozonolysis biogenic SOA in this study was insignificantly influenced by seed conditions as seen in the model simulation and chamber observations (Fig. 4). The nighttime biogenic SOA formed via the NO_3 -initiated oxidation path was even far less sensitive to

the seed condition compared to ozonolysis SOA. Boyd et al. (2017) also reported a similar observation for monoterpenes (Boyd et al., 2017). The heterogeneous hydrolysis of N_2O_5 (Brown et al., 2006; Hu and Abbatt, 1997) on the surface of inorganic seed lessens the contribution of NO_3 radicals on nighttime SOA formation. However, when nighttime SOA formation is dominated by ozonolysis at the low NO_x zone, the SOA formation can be enhanced by wet seed (Fig. S3).

435 There is a diurnal pattern in the biogenic HC emission showing higher biogenic HC emissions during daytime (Holzke et al., 2006; Chen et al., 2020; Petron et al., 2001; Goldstein et al., 1998). The emission of biogenic HCs is lower by 3-4 times at night (Holzke et al., 2006) than that in daytime considering emission rate and the mixing height, but biogenic SOA yields significantly increase at night because of different oxidation paths and temperature reduction. For example, terpene and isoprene SOA yields at nighttime increase almost by one order of magnitude as discussed in Fig. 5. The concentrations of O_3 and NO_2 are generally high in ambient air at daytime, involving the photochemical cycle of NO_x in the presence of hydrocarbons.

There are model uncertainties to predict SOA due to the simplified gas mechanisms and the missing aerosol phase reactions, although the UNIPAR model utilizes products originating from explicit gas mechanisms. For example, the daytime β -caryophyllene SOA of this study was underpredicted as seen in Fig. 3, suggesting that the improvement of explicit gas mechanisms is essential to better predict SOA formation. In the model, the multiphase reaction of biogenic HC is individually treated with four different oxidation paths. Either complex cross reactions between RO_2 radicals or the long-term aging process of multiple generation products were not fully considered, causing a bias in SOA prediction. In the presence of inorganic seed, heterogeneous hydrolysis of N_2O_5 was assumed to be very rapid. However, the variation of aerosol constituents can influence the accommodation coefficient of N_2O_5 . For example, the heterogeneous hydrolysis of N_2O_5 on organic-coated aerosol can be slower than that in salted aqueous phase (Anttila et al., 2006). In addition, aerosol phase reactions such as hydrolysis of organonitrates and the oxidation of particulate OM were not included in the model. In the future, the performance of the UNIPAR model for the diurnal variation in biogenic SOA formation needs to be evaluated in regional scales (Yu et al., 2022).

450 *Code availability.* Code to run the SOA model in this study is available upon request.

455 *Data availability.* The chamber data and simulated results used in this study are available upon request.

Author contribution. MJ and SH designed the experiments, and SH carried them out. SH prepared the manuscript with contributions from MJ.

460 *Competing interest.* The authors declare that neither they nor their co-author has any conflict of interest.

Acknowledgments. This research was supported by the National Institute of Environmental Research (NIER2020-01-01-010); the National Science Foundation (AGS1923651); and the Fine Particle Research Initiative in East Asia Considering National Differences (FRIEND) Project through the National Research Foundation of Korea (NRF) funded by the Ministry of Science and ICT (2020M3G1A1114556).

References

- Altieri, K. E., Carlton, A. G., Lim, H.-J., Turpin, B. J., and Seitzinger, S. P.: Evidence for oligomer formation in clouds: Reactions of isoprene oxidation products, *Environmental science & technology*, 40, 4956-4960, 2006.
- 470 Alvarado, A., Tuazon, E. C., Aschmann, S. M., Atkinson, R., and Arey, J.: Products of the gas-phase reactions of O (3 P) atoms and O₃ with α -pinene and 1, 2-dimethyl-1-cyclohexene, *Journal of Geophysical Research: Atmospheres*, 103, 25541-25551, 1998.
- Anttila, T., Kiendler-Scharr, A., Tillmann, R., and Mentel, T. F.: On the reactive uptake of gaseous compounds by organic-coated aqueous aerosols: Theoretical analysis and application to the heterogeneous hydrolysis of N₂O₅, *The Journal of Physical Chemistry A*, 110, 10435-10443, 2006.
- 475 Atkinson, R., and Arey, J.: Atmospheric degradation of volatile organic compounds, *Chemical reviews*, 103, 4605-4638, 2003.
- Barnes, I., Bastian, V., Becker, K. H., and Tong, Z.: Kinetics and products of the reactions of nitrate radical with monoalkenes, dialkenes, and monoterpenes, *Journal of Physical Chemistry*, 94, 2413-2419, 1990.
- 480 Barreira, L. M., Ylisirniö, A., Pullinen, I., Buchholz, A., Li, Z., Lipp, H., Junninen, H., Hörrak, U., Noe, S. M., and Krasnova, A.: The importance of sesquiterpene oxidation products for secondary organic aerosol formation in a springtime hemiboreal forest, *Atmospheric Chemistry and Physics*, 21, 11781-11800, 2021.
- Bates, K. H., Burke, G. J., Cope, J. D., and Nguyen, T. B.: Secondary organic aerosol and organic nitrogen yields from the nitrate radical (NO₃) oxidation of alpha-pinene from various RO₂ fates, *Atmospheric Chemistry and Physics*, 22, 1467-1482, 2022.
- 485 Beardsley, R., and Jang, M.: Simulating the SOA formation of isoprene from partitioning and aerosol phase reactions in the presence of inorganics, *Atmospheric Chemistry and Physics*, 16, 5993-6009, 10.5194/acp-16-5993-2016, 2016.
- Bianchi, F., Kurten, T., Riva, M., Mohr, C., Rissanen, M., Roldin, P., Berndt, T., Crounse, J., Wennberg, P., Mentel, T., Wildt, J., Junninen, H., Jokinen, T., Kulmala, M., Worsnop, D., Thornton, J., Donahue, N., Kjaergaard, H., and Ehn, M.: Highly Oxygenated Organic Molecules (HOM) from Gas-Phase Autoxidation Involving Peroxy Radicals: A Key Contributor to
- 490 Atmospheric Aerosol, *Chemical Reviews*, 119, 3472-3509, 10.1021/acs.chemrev.8b00395, 2019.
- Bonn, B., and Moorgat, G.: New particle formation during a- and b-pinene oxidation by O₃, OH and NO₃, and the influence of water vapour: particle size distribution studies, *Atmospheric Chemistry and Physics*, 2, 183-196, 2002.
- Boyd, C. M., Nah, T., Xu, L., Berkemeier, T., and Ng, N. L.: Secondary organic aerosol (SOA) from nitrate radical oxidation of monoterpenes: effects of temperature, dilution, and humidity on aerosol formation, mixing, and evaporation, *Environmental science & technology*, 51, 7831-7841, 2017.
- 495 Brown, S., Ryerson, T., Wollny, A., Brock, C., Peltier, R., Sullivan, A., Weber, R., Dube, W., Trainer, M., and Meagher, J. F.: Variability in nocturnal nitrogen oxide processing and its role in regional air quality, *Science*, 311, 67-70, 2006.
- Brownwood, B., Turdziladze, A., Hohaus, T., Wu, R., Mentel, T. F., Carlsson, P. T., Tsiligiannis, E., Hallquist, M., Andres, S., and Hantschke, L.: Gas-particle partitioning and SOA yields of organonitrate products from NO₃-initiated oxidation of
- 500 isoprene under varied chemical regimes, *ACS Earth and Space Chemistry*, 5, 785-800, 2021.
- Cao, G., and Jang, M.: An SOA model for toluene oxidation in the presence of inorganic aerosols, *Environmental science & technology*, 44, 727-733, 2010.
- Carlton, A., Wiedinmyer, C., and Kroll, J.: A review of Secondary Organic Aerosol (SOA) formation from isoprene, 2009.
- Carter, W. P.: Development of the SAPRC-07 chemical mechanism, *Atmospheric Environment*, 44, 5324-5335, 2010.
- 505 Chan, M., Surratt, J., Chan, A., Schilling, K., Offenberg, J., Lewandowski, M., Edney, E., Kleindienst, T., Jaoui, M., and Edgerton, E.: Influence of aerosol acidity on the chemical composition of secondary organic aerosol from β -caryophyllene, *Atmospheric Chemistry and Physics*, 11, 1735-1751, 2011.
- Chen, J., Tang, J., and Yu, X.: Environmental and physiological controls on diurnal and seasonal patterns of biogenic volatile organic compound emissions from five dominant woody species under field conditions, *Environmental Pollution*, 259, 113955, 2020.
- 510 Cox, R. A., and Yates, K.: Kinetic equations for reactions in concentrated aqueous acids based on the concept of "excess acidity", *Canadian Journal of Chemistry*, 57, 2944-2951, 1979.
- Crounse, J. D., Nielsen, L. B., Jørgensen, S., Kjaergaard, H. G., and Wennberg, P. O.: Autoxidation of organic compounds in the atmosphere, *The Journal of Physical Chemistry Letters*, 4, 3513-3520, 2013.
- 515 Czoschke, N. M., Jang, M., and Kamens, R. M.: Effect of acidic seed on biogenic secondary organic aerosol growth, *Atmospheric Environment*, 37, 4287-4299, 2003.
- Damian, V., Sandu, A., Damian, M., Potra, F., and Carmichael, G. R.: The kinetic preprocessor KPP—a software environment for solving chemical kinetics, *Computers & Chemical Engineering*, 26, 1567-1579, 2002.
- Donahue, N., Robinson, A., Stanier, C., and Pandis, S.: Coupled partitioning, dilution, and chemical aging of semivolatile organics, *Environmental Science & Technology*, 40, 2635-2643, 10.1021/es052297c, 2006.
- 520 Edwards, P., Aikin, K., Dube, W., Fry, J., Gilman, J., De Gouw, J., Graus, M., Hanisco, T., Holloway, J., and Hübler, G.: Transition from high- to low-NO_x control of night-time oxidation in the southeastern US, *Nature Geoscience*, 10, 490-495, 2017.
- Emmerson, K., and Evans, M.: Comparison of tropospheric gas-phase chemistry schemes for use within global models, *Atmospheric Chemistry & Physics*, 9, 2009.
- 525 Ervens, B., Feingold, G., Frost, G. J., and Kreidenweis, S. M.: A modeling study of aqueous production of dicarboxylic acids: 1. Chemical pathways and speciated organic mass production, *Journal of Geophysical Research: Atmospheres*, 109, 2004.
- Finlayson-Pitts, B. J., and Pitts Jr, J. N.: *Chemistry of the upper and lower atmosphere: theory, experiments, and applications*, Elsevier, 1999.
- 530 Fry, J. L., Brown, S. S., Middlebrook, A. M., Edwards, P. M., Campuzano-Jost, P., Day, D. A., Jimenez, J. L., Allen, H. M.,

- Ryerson, T. B., and Pollack, I.: Secondary organic aerosol (SOA) yields from NO₃ radical+ isoprene based on nighttime aircraft power plant plume transects, *Atmospheric Chemistry and Physics*, 18, 11663-11682, 2018.
- Galib, M., and Limmer, D. T.: Reactive uptake of N₂O₅ by atmospheric aerosol is dominated by interfacial processes, *Science*, 371, 921-925, 2021.
- 535 Goldstein, A. H., Goualden, M. L., Munger, J. W., Wofsy, S. C., and Geron, C. D.: Seasonal course of isoprene emissions from a midlatitude deciduous forest, *Journal of Geophysical Research: Atmospheres*, 103, 31045-31056, 1998.
- Goldstein, A. H., and Galbally, I. E.: Known and unexplored organic constituents in the earth's atmosphere, *Environmental science & technology*, 41, 1514-1521, 2007.
- Guenther, A., Hewitt, C. N., Erickson, D., Fall, R., Geron, C., Graedel, T., Harley, P., Klinger, L., Lerdau, M., and McKay, W.:
540 A global model of natural volatile organic compound emissions, *Journal of Geophysical Research: Atmospheres*, 100, 8873-8892, 1995.
- Hallquist, M., Wenger, J., Baltensperger, U., Rudich, Y., Simpson, D., Claeys, M., Dommen, J., Donahue, N., George, C., Goldstein, A., Hamilton, J., Herrmann, H., Hoffmann, T., Iinuma, Y., Jang, M., Jenkin, M., Jimenez, J., Kiendler-Scharr, A., Maenhaut, W., McFiggans, G., Mentel, T., Monod, A., Prevot, A., Seinfeld, J., Surratt, J., Szmigielski, R., and Wildt, J.: The
545 formation, properties and impact of secondary organic aerosol: current and emerging issues, *Atmospheric Chemistry and Physics*, 9, 5155-5236, 10.5194/acp-9-5155-2009, 2009.
- Han, S., and Jang, M.: Prediction of secondary organic aerosol from the multiphase reaction of gasoline vapor by using volatility–reactivity base lumping, *Atmospheric Chemistry and Physics*, 22, 625-639, 2022.
- Han, Y., Stroud, C. A., Liggio, J., and Li, S.-M.: The effect of particle acidity on secondary organic aerosol formation from α -pinene photooxidation under atmospherically relevant conditions, *Atmospheric Chemistry and Physics*, 16, 13929-13944, 2016.
- 550 Hasan, G., Valiev, R. R., Salo, V.-T., and Kurtén, T.: Computational Investigation of the Formation of Peroxide (ROOR) Accretion Products in the OH-and NO₃-Initiated Oxidation of α -Pinene, *The Journal of Physical Chemistry A*, 125, 10632-10639, 2021.
- Hodzic, A., Kasibhatla, P. S., Jo, D. S., Cappa, C. D., Jimenez, J. L., Madronich, S., and Park, R. J.: Rethinking the global secondary organic aerosol (SOA) budget: stronger production, faster removal, shorter lifetime, *Atmospheric Chemistry and Physics*, 16, 7917-7941, 2016.
- Holzke, C., Hoffmann, T., Jaeger, L., Koppmann, R., and Zimmer, W.: Diurnal and seasonal variation of monoterpene and sesquiterpene emissions from Scots pine (*Pinus sylvestris* L.), *Atmospheric Environment*, 40, 3174-3185, 2006.
- Hu, J., and Abbatt, J.: Reaction probabilities for N₂O₅ hydrolysis on sulfuric acid and ammonium sulfate aerosols at room
560 temperature, *The Journal of Physical Chemistry A*, 101, 871-878, 1997.
- Im, Y., Jang, M., and Beardsley, R.: Simulation of aromatic SOA formation using the lumping model integrated with explicit gas-phase kinetic mechanisms and aerosol-phase reactions, *Atmospheric Chemistry & Physics*, 14, 2014.
- Jang, M., Czoschke, N., Lee, S., and Kamens, R.: Heterogeneous atmospheric aerosol production by acid-catalyzed particle-phase reactions, *Science*, 298, 814-817, 10.1126/science.1075798, 2002.
- 565 Jang, M., Czoschke, N. M., and Northcross, A. L.: Semiempirical model for organic aerosol growth by acid-catalyzed heterogeneous reactions of organic carbonyls, *Environmental science & technology*, 39, 164-174, 2005.
- Jang, M., Czoschke, N. M., Northcross, A. L., Cao, G., and Shaof, D.: SOA formation from partitioning and heterogeneous reactions: model study in the presence of inorganic species, *Environmental science & technology*, 40, 3013-3022, 2006.
- Jang, M., Sun, S., Winslow, R., Han, S., and Yu, Z.: In situ aerosol acidity measurements using a UV–Visible micro-spectrometer and its application to the ambient air, *Aerosol Science and Technology*, 54, 446-461, 2020.
- 570 Jaoui, M., Kleindienst, T. E., Docherty, K. S., Lewandowski, M., and Offenberg, J. H.: Secondary organic aerosol formation from the oxidation of a series of sesquiterpenes: α -cedrene, β -caryophyllene, α -humulene and α -farnesene with O₃, OH and NO₃ radicals, *Environmental Chemistry*, 10, 178-193, 2013.
- Jenkin, M., Wyche, K., Evans, C., Carr, T., Monks, P., Alfarra, M., Barley, M., McFiggans, G., Young, J., and Rickard, A.:
575 Development and chamber evaluation of the MCM v3.2 degradation scheme for beta-caryophyllene, *Atmospheric Chemistry and Physics*, 12, 5275-5308, 10.5194/acp-12-5275-2012, 2012.
- Jenkin, M., Young, J., and Rickard, A.: The MCM v3. 3.1 degradation scheme for isoprene, *Atmospheric Chemistry and Physics*, 15, 11433-11459, 2015.
- Jimenez, J. L., Canagaratna, M., Donahue, N., Prevot, A., Zhang, Q., Kroll, J. H., DeCarlo, P. F., Allan, J. D., Coe, H., and Ng, N.: Evolution of organic aerosols in the atmosphere, *Science*, 326, 1525-1529, 2009.
- 580 Kanakidou, M., Seinfeld, J., Pandis, S., Barnes, I., Dentener, F. J., Facchini, M. C., Van Dingenen, R., Ervens, B., Nenes, A., and Nielsen, C.: Organic aerosol and global climate modelling: a review, *Atmospheric Chemistry and Physics*, 5, 1053-1123, 2005.
- Kelly, J. M., Doherty, R. M., O'Connor, F. M., and Mann, G. W.: The impact of biogenic, anthropogenic, and biomass burning volatile organic compound emissions on regional and seasonal variations in secondary organic aerosol, *Atmospheric Chemistry and Physics*, 18, 7393-7422, 2018.
- 585 Khan, M., Jenkin, M., Foulds, A., Derwent, R., Percival, C., and Shallcross, D.: A modeling study of secondary organic aerosol formation from sesquiterpenes using the STOCHEM global chemistry and transport model, *Journal of Geophysical Research: Atmospheres*, 122, 4426-4439, 2017.
- 590 Kleindienst, T. E., Lewandowski, M., Offenberg, J. H., Jaoui, M., and Edney, E. O.: Ozone-isoprene reaction: Re-examination of the formation of secondary organic aerosol, *Geophysical Research Letters*, 34, 2007.
- Krechmer, J. E., Day, D. A., and Jimenez, J. L.: Always Lost but Never Forgotten: Gas-Phase Wall Losses Are Important in All Teflon Environmental Chambers, *Environmental Science & Technology*, 54, 12890-12897, 2020.
- Kristensen, K., Cui, T., Zhang, H., Gold, A., Glasius, M., and Surratt, J.: Dimers in α -pinene secondary organic aerosol: effect

595 of hydroxyl radical, ozone, relative humidity and aerosol acidity, *Atmospheric Chemistry and Physics*, 14, 4201-4218, 2014.
 Kroll, J. H., Ng, N. L., Murphy, S. M., Flagan, R. C., and Seinfeld, J. H.: Secondary organic aerosol formation from isoprene
 photooxidation, *Environmental science & technology*, 40, 1869-1877, 2006.
 Kwok, E. S., Aschmann, S. M., Arey, J., and Atkinson, R.: Product formation from the reaction of the NO₃ radical with isoprene
 and rate constants for the reactions of methacrolein and methyl vinyl ketone with the NO₃ radical, *International Journal of*
 600 *Chemical Kinetics*, 28, 925-934, 1996.
 Li, J., and Jang, M.: Aerosol acidity measurement using colorimetry coupled with a reflectance UV-visible spectrometer,
Aerosol Science and Technology, 46, 833-842, 2012.
 Li, Y., Chen, Q., Guzman, M., Chan, C. K., and Martin, S.: Second-generation products contribute substantially to the particle-
 phase organic material produced by β -caryophyllene ozonolysis, *Atmospheric Chemistry and Physics*, 11, 121-132, 2011.
 605 Liggio, J., Li, S.-M., and McLaren, R.: Heterogeneous reactions of glyoxal on particulate matter: Identification of acetals and
 sulfate esters, *Environmental science & technology*, 39, 1532-1541, 2005.
 Magnotta, F., and Johnston, H. S.: Photodissociation quantum yields for the NO₃ free radical, *Geophysical Research Letters*,
 7, 769-772, 1980.
 Mauderly, J. L., and Chow, J. C.: Health effects of organic aerosols, *Inhalation toxicology*, 20, 257-288, 2008.
 610 Molteni, U., Simon, M., Heinritzi, M., Hoyle, C. R., Bernhammer, A.-K., Bianchi, F., Breitenlechner, M., Brilke, S., Dias, A.,
 and Duplissy, J.: Formation of highly oxygenated organic molecules from α -pinene ozonolysis: chemical characteristics,
 mechanism, and kinetic model development, *ACS Earth and Space Chemistry*, 3, 873-883, 2019.
 Ng, N., Kwan, A., Surratt, J., Chan, A., Chhabra, P., Sorooshian, A., Pye, H. O., Crounse, J., Wennberg, P., and Flagan, R.:
 Secondary organic aerosol (SOA) formation from reaction of isoprene with nitrate radicals (NO₃), *Atmospheric Chemistry*
 615 *and Physics*, 8, 4117-4140, 2008.
 Ng, N. L., Brown, S. S., Archibald, A. T., Atlas, E., Cohen, R. C., Crowley, J. N., Day, D. A., Donahue, N. M., Fry, J. L., and
 Fuchs, H.: Nitrate radicals and biogenic volatile organic compounds: oxidation, mechanisms, and organic aerosol, *Atmospheric*
chemistry and physics, 17, 2103-2162, 2017.
 Odian, G.: Principles of polymerization, John Wiley & Sons, 2004.
 620 Odum, J., Hoffmann, T., Bowman, F., Collins, D., Flagan, R., and Seinfeld, J.: Gas/particle partitioning and secondary organic
 aerosol yields, *Environmental Science & Technology*, 30, 2580-2585, 10.1021/es950943+, 1996.
 Offenberg, J. H., Lewandowski, M., Edney, E. O., Kleindienst, T. E., and Jaoui, M.: Influence of aerosol acidity on the
 formation of secondary organic aerosol from biogenic precursor hydrocarbons, *Environmental science & technology*, 43, 7742-
 7747, 2009.
 625 Pankow, J. F.: An absorption model of the gas/aerosol partitioning involved in the formation of secondary organic aerosol,
Atmospheric Environment, 28, 189-193, 1994.
 Paulson, S. E., Flagan, R. C., and Seinfeld, J. H.: Atmospheric photooxidation of isoprene part I: The hydroxyl radical and
 ground state atomic oxygen reactions, *International Journal of Chemical Kinetics*, 24, 79-101, 1992.
 Perring, A., Wisthaler, A., Graus, M., Wooldridge, P., Lockwood, A., Mielke, L., Shepson, P., Hansel, A., and Cohen, R.: A
 630 product study of the isoprene+ NO₃ reaction, *Atmospheric Chemistry and Physics*, 9, 4945-4956, 2009.
 Petron, G., Harley, P., Greenberg, J., and Guenther, A.: Seasonal temperature variations influence isoprene emission,
Geophysical Research Letters, 28, 1707-1710, 2001.
 Press, W. H., Teukolsky, S. A., Flannery, B. P., and Vetterling, W. T.: Numerical recipes in Fortran 77: volume 1, volume 1 of
 Fortran numerical recipes: the art of scientific computing, Cambridge university press, 1992.
 635 Pye, H. O., Nenes, A., Alexander, B., Ault, A. P., Barth, M. C., Clegg, S. L., Collett Jr, J. L., Fahey, K. M., Hennigan, C. J.,
 and Herrmann, H.: The acidity of atmospheric particles and clouds, *Atmospheric Chemistry and Physics*, 20, 4809-4888, 2020.
 Pye, H. O., Appel, K. W., Seltzer, K. M., Ward-Caviness, C. K., and Murphy, B. N.: Human-Health Impacts of Controlling
 Secondary Air Pollution Precursors, *Environmental Science & Technology Letters*, 2022.
 640 Roldin, P., Ehn, M., Kurtén, T., Olenius, T., Rissanen, M. P., Sarnela, N., Elm, J., Rantala, P., Hao, L., and Hyttinen, N.: The
 role of highly oxygenated organic molecules in the Boreal aerosol-cloud-climate system, *Nature communications*, 10, 1-15,
 2019.
 Rollins, A. W., Browne, E. C., Min, K.-E., Pusede, S. E., Wooldridge, P. J., Gentner, D. R., Goldstein, A. H., Liu, S., Day, D.
 A., and Russell, L. M.: Evidence for NO_x control over nighttime SOA formation, *Science*, 337, 1210-1212, 2012.
 Russell, A., Valin, L., and Cohen, R.: Trends in OMI NO₂ observations over the United States: effects of emission control
 645 technology and the economic recession, *Atmospheric Chemistry and Physics*, 12, 12197-12209, 2012.
 Sakulyanontvittaya, T., Guenther, A., Helmig, D., Milford, J., and Wiedinmyer, C.: Secondary organic aerosol from
 sesquiterpene and monoterpene emissions in the United States, *Environmental science & technology*, 42, 8784-8790, 2008.
 Saunders, S. M., Jenkin, M. E., Derwent, R., and Pilling, M.: Protocol for the development of the Master Chemical Mechanism,
 MCM v3 (Part A): tropospheric degradation of non-aromatic volatile organic compounds, *Atmospheric Chemistry and Physics*,
 650 3, 161-180, 2003.
 Schell, B., Ackermann, I. J., Hass, H., Binkowski, F. S., and Ebel, A.: Modeling the formation of secondary organic aerosol
 within a comprehensive air quality model system, *Journal of Geophysical Research: Atmospheres*, 106, 28275-28293, 2001.
 Sindelarova, K., Granier, C., Bouarar, I., Guenther, A., Tilmes, S., Stavrakou, T., Müller, J.-F., Kuhn, U., Stefani, P., and Knorr,
 W.: Global data set of biogenic VOC emissions calculated by the MEGAN model over the last 30 years, *Atmospheric*
 655 *Chemistry and Physics*, 14, 9317-9341, 2014.
 Stein, S., and Brown, R.: Estimation of normal boiling points from group contributions, *Journal of Chemical Information and*
Computer Sciences, 34, 581-587, 10.1021/ci00019a016, 1994.
 Surratt, J. D., Chan, A. W., Eddingsaas, N. C., Chan, M., Loza, C. L., Kwan, A. J., Hersey, S. P., Flagan, R. C., Wennberg, P.

- O., and Seinfeld, J. H.: Reactive intermediates revealed in secondary organic aerosol formation from isoprene, *Proceedings of the National Academy of Sciences*, 107, 6640-6645, 2010.
- 660 Tasoglou, A., and Pandis, S.: Formation and chemical aging of secondary organic aerosol during the β -caryophyllene oxidation, *Atmospheric Chemistry and Physics*, 15, 6035-6046, 2015.
- Tsigaridis, K., and Kanakidou, M.: The present and future of secondary organic aerosol direct forcing on climate, *Current Climate Change Reports*, 4, 84-98, 2018.
- 665 Wagner, N., Riedel, T., Young, C. J., Bahreini, R., Brock, C. A., Dubé, W., Kim, S., Middlebrook, A., Öztürk, F., and Roberts, J.: N₂O₅ uptake coefficients and nocturnal NO₂ removal rates determined from ambient wintertime measurements, *Journal of Geophysical Research: Atmospheres*, 118, 9331-9350, 2013.
- Wang, M., Kong, W., Marten, R., He, X.-C., Chen, D., Pfeifer, J., Heitto, A., Kontkanen, J., Dada, L., and Kürten, A.: Rapid growth of new atmospheric particles by nitric acid and ammonia condensation, *Nature*, 581, 184-189, 2020.
- 670 Woo, J. L., Kim, D. D., Schwier, A. N., Li, R., and McNeill, V. F.: Aqueous aerosol SOA formation: impact on aerosol physical properties, *Faraday Discussions*, 165, 357-367, 2013.
- Wood, E., Bertram, T., Wooldridge, P., and Cohen, R.: Measurements of N₂O₅, NO₂, and O₃ east of the San Francisco Bay, *Atmospheric Chemistry and Physics*, 5, 483-491, 2005.
- 675 Yu, Z., Jang, M., Zhang, T., Madhu, A., and Han, S.: Simulation of Monoterpene SOA Formation by Multiphase Reactions Using Explicit Mechanisms, *ACS Earth and Space Chemistry*, 2021.
- Yu, Z., Jang, M., Kim, S., Son, K., Han, S., Madhu, A., and Park, J.: Secondary organic aerosol formation via multiphase reaction of hydrocarbons in urban atmospheres using CAMx integrated with the UNIPAR model, *Atmospheric Chemistry and Physics*, 22, 9083-9098, 2022.
- 680 Zhang, H., Yee, L. D., Lee, B. H., Curtis, M. P., Worton, D. R., Isaacman-VanWertz, G., Offenberg, J. H., Lewandowski, M., Kleindienst, T. E., and Beaver, M. R.: Monoterpenes are the largest source of summertime organic aerosol in the southeastern United States, *Proceedings of the National Academy of Sciences*, 115, 2038-2043, 2018.
- Zhao, D., Pullinen, I., Fuchs, H., Schrade, S., Wu, R., Acir, I.-H., Tillmann, R., Rohrer, F., Wildt, J., and Guo, Y.: Highly oxygenated organic molecule (HOM) formation in the isoprene oxidation by NO₃ radical, *Atmospheric Chemistry and Physics*, 21, 9681-9704, 2021.
- 685 Zhao, L., Li, P., and Yalkowsky, S.: Predicting the entropy of boiling for organic compounds, *Journal of Chemical Information and Computer Sciences*, 39, 1112-1116, 10.1021/ci990054w, 1999.
- Zhou, C., Jang, M., and Yu, Z.: Simulation of SOA formation from the photooxidation of monoalkylbenzenes in the presence of aqueous aerosols containing electrolytes under various NO_x levels, *Atmospheric Chemistry and Physics*, 19, 5719-5735, 2019.
- 690 Zuend, A., Marcolli, C., Booth, A., Lienhard, D. M., Soonsin, V., Krieger, U., Topping, D. O., McFiggans, G., Peter, T., and Seinfeld, J. H.: New and extended parameterization of the thermodynamic model AIOMFAC: calculation of activity coefficients for organic-inorganic mixtures containing carboxyl, hydroxyl, carbonyl, ether, ester, alkenyl, alkyl, and aromatic functional groups, *Atmospheric Chemistry and Physics*, 11, 9155-9206, 2011.

695

Tables and Figures

Table 1. Experimental conditions for the oxidation of biogenic HCs in the UF-APHOR chamber.

| Exp. ID | Date | Initial condition | | | | | FS | Temp (K) | %RH | max OM ($\mu\text{g m}^{-3}$) | Max TUV ⁴ (W m^{-2}) | Figures |
|---|------------|-------------------|-------------------------------|-------------------|---|---|-----------|----------|--------|---------------------------------|--|------------|
| | | HC (ppb) | HC/NO _x (ppbC/ppb) | Seed ¹ | Seed mass ² ($\mu\text{g m}^{-3}$) | OM ₀ ³ ($\mu\text{g m}^{-3}$) | | | | | | |
| Isoprene (C ₅ H ₈) | | | | | | | | | | | | |
| IS01 | 10/04/2021 | 750 | - | - | | 5 | | 295-302 | 44-81 | 27 | - | Fig. 2 (a) |
| IS02 | 10/07/2021 | 782 | 13.3 | - | | 5 | | 297-301 | 42-56 | 31 | - | Fig. 2 (b) |
| IS03 | 10/20/2021 | 750 | 3.9 | - | | 5 | | 292-298 | 36-75 | 30 | - | Fig. 2 (c) |
| IS04 | 12/16/2021 | 696 | 5.6 | - | | 5 | | 291-310 | 16-38 | 116 | 25.11 | Fig. 3 (a) |
| IS05 | 01/27/2015 | 839 | 17.4 | - | | 3 | | 279-298 | 27-66 | 62 | 25.81 | Fig. 3 (d) |
| α -pinene (C ₁₀ H ₁₆) | | | | | | | | | | | | |
| AP01 | 03/19/2021 | 84 | - | - | | 4 | | 282-306 | 42-95 | 157 | - | Fig. 2 (d) |
| AP02 | 06/23/2021 | 92 | - | SA | 100 | 4 | 0.72 | 296-899 | 72-88 | 96 | - | Fig. 2 (g) |
| AP03 | 06/23/2021 | 79 | - | wAS | 100 | 4 | 0.33 | 296-300 | 89-100 | 80 | - | Fig. 2 (g) |
| AP04 | 09/09/2021 | 64 | 10.5 | - | | 5 | | 296-299 | 34-42 | 37 | - | Fig. 2 (e) |
| AP05 | 09/09/2021 | 58 | 10.5 | SA | 85 | 5 | 0.9-0.85 | 297-299 | 41-72 | 27 | - | Fig. 2 (e) |
| AP06 | 09/20/2021 | 61 | 3.7 | - | | 6 | | 297-301 | 37-55 | 28 | - | Fig. 2 (f) |
| AP07 | 09/20/2021 | 59 | 4.1 | SA | 87 | 6 | 0.85-0.75 | 298-302 | 37-55 | 33 | - | Fig. 2 (f) |
| AP08 | 11/04/2021 | 60 | 2.3 | dAS | 40 | 5 | 0.33 | 288-294 | 32-45 | 58 | - | Fig. 2 (h) |
| AP09 | 11/04/2021 | 60 | 2.3 | - | | 5 | | 289-293 | 44-66 | 63 | - | Fig. 2 (h) |
| AP10 | 08/28/2019 | 124 | 11.3 | - | | 4 | | 296-320 | 14-40 | 23 | 36.21 | Fig. 3 (b) |
| AP11 | 08/28/2019 | 130 | 10.7 | SA | 50 | 4 | 0.80-0.43 | 296-317 | 32-54 | 98 | 36.21 | Fig. 3 (b) |
| AP12 | 07/18/2019 | 142 | 4.9 | SA | 60 | 3 | 0.85-0.47 | 294-320 | 13-42 | 52 | 37.34 | Fig. 3 (e) |
| AP13 | 07/18/2019 | 139 | 4.6 | - | | 3 | | 294-319 | 19-48 | 28 | 37.34 | Fig. 3 (e) |
| β -caryophyllene (C ₁₅ H ₂₄) | | | | | | | | | | | | |
| BC01 | 11/10/2021 | 50 | | | | 4 | | 292-299 | 29-67 | 95 | - | Fig. 2 (i) |
| BC02 | 11/10/2021 | 50 | | SA | 70 | 4 | 0.72 | 293-298 | 36-72 | 73 | - | Fig. 2 (i) |
| BC03 | 11/23/2021 | 40 | 4.2 | | | 3 | | 278-293 | 40-72 | 65 | - | Fig. 2 (j) |
| BC04 | 12/03/2021 | 50 | 10.5 | SA | 120 | 3 | 0.7-0.34 | 281-308 | 23-90 | 219 | 24.44 | Fig. 3 (c) |
| BC05 | 12/03/2021 | 50 | 10.5 | | | 4 | | 282-308 | 30-95 | 256 | 24.44 | Fig. 3 (c) |
| BC06 | 12/10/2021 | 50 | 3.8 | | | 3 | | 287-310 | 25-77 | 100 | 22.81 | Fig. 3 (f) |
| BC07 | 12/10/2021 | 50 | 3.8 | SA | 150 | 3 | 0.78-0.42 | 288-311 | 26-72 | 87 | 22.81 | Fig. 3 (f) |

¹NS, SA, wAS, and dAS indicate non-seeded, sulfuric acid seed, wet ammonium sulfate seed, and dry ammonium sulfate seed, respectively. ²The seed mass is determined as a dry mass, without water mass. ³The pre-existing organic matter (OM₀) is determined for the chamber air prior to the injection of inorganic seed and HC. ⁴Maximum sunlight intensity is shown during the experiment measured by using the TUV⁴. For nighttime, the experiment was performed under the darkness without the sunlight.

700

705

Table 2. Experimental conditions for the oxidation of α -pinene with gasoline fuel in the UF-APHOR chamber.

| Exp. ID | Date | Initial condition | | | | Temp (K) | %RH | max OM ($\mu\text{g m}^{-3}$) | |
|---------|------------|-------------------------|----------------------|-------------------|----------------------|----------|---------|---------------------------------|---|
| | | α -pinene (ppbC) | Gasoline fuel (ppbC) | Seed ¹ | O ₃ (ppb) | | | | Seed mass ² ($\mu\text{g m}^{-3}$) |
| APGF01 | 11/30/2021 | 750 | 3000 | - | 120 | 5 | 279-295 | 29-76 | 140 |
| APGF02 | 11/30/2021 | 782 | 3000 | wAS | 115 | 94 | 279-296 | 38-89 | 120 |

¹wAS indicates wet ammonium sulfate seed. ²The seed mass is determined as a dry mass, without water mass. ³The pre-existing organic matter (OM₀) is determined for the chamber air prior to the injection of inorganic seed and HC.

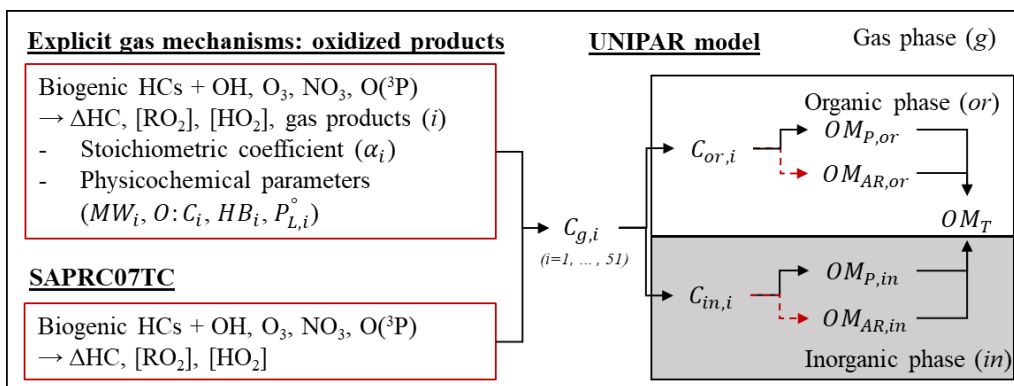
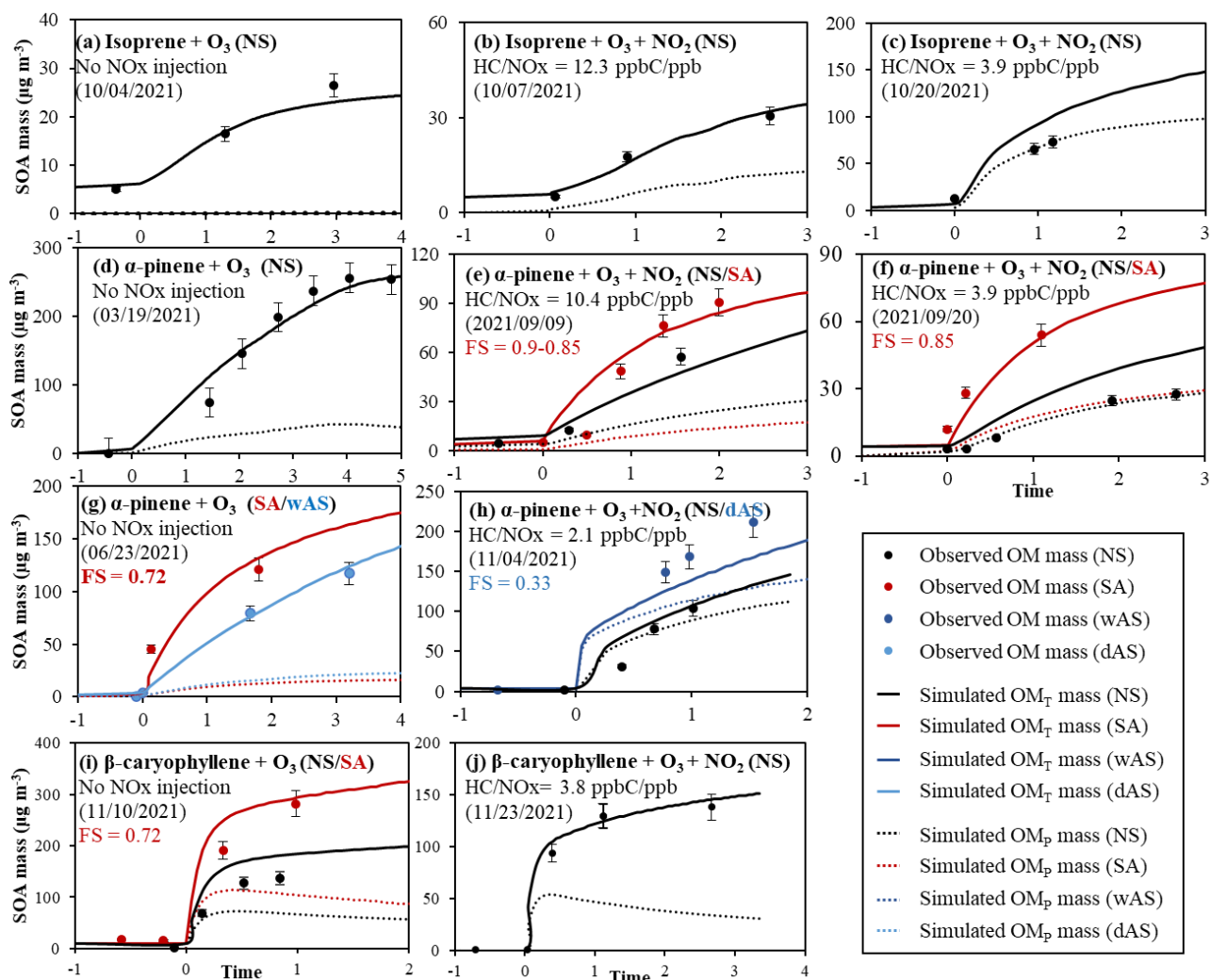


Figure 1. The model structure of the UNIPAR model coupled with SAPRC07TC gas mechanism with model parameters originated from the explicit gas mechanisms. The lumping species and their model parameters were estimated by simulating the explicit gas mechanism and applied to the UNIPAR model simulation. $C_{g,i}$, $C_{or,i}$, and $C_{in,i}$ are the concentration of organic compound (i) in gas phase (g), organic phase (or), and inorganic phase (in). $OM_{p,or}$ and $OM_{p,in}$ is the SOA mass generated via gas-particle partitioning in or and in , respectively. $OM_{AR,or}$ and $OM_{AR,in}$ is the SOA mass generated via in-particle chemistry in or and in , respectively.

715



720

Figure 2. Observed (symbols) and simulated SOA mass (line) for the ozonolysis of isoprene ((a)-(c)), α -pinene ((d)-(h)), and β -caryophyllene ((i) and (j)) at different seed conditions and NO_x levels. SOA mass concentrations are corrected for the particle loss to the chamber wall. The simulated OM_T (solid line) and OM_P (dotted line) are also illustrated. The error (10%) associated with SOA mass was estimated with the instrumental uncertainty. NS, SA, wAS, and dAS indicate non-seeded, sulfuric acid seeded, wet ammonium sulfate seeded, and dry ammonium sulfate seeded experiment, respectively.

725

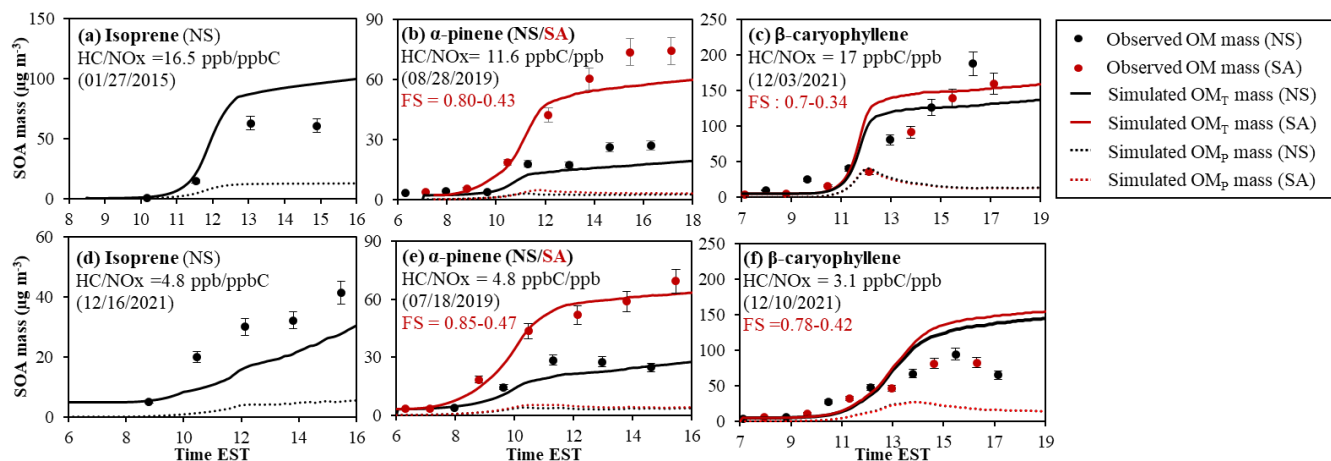
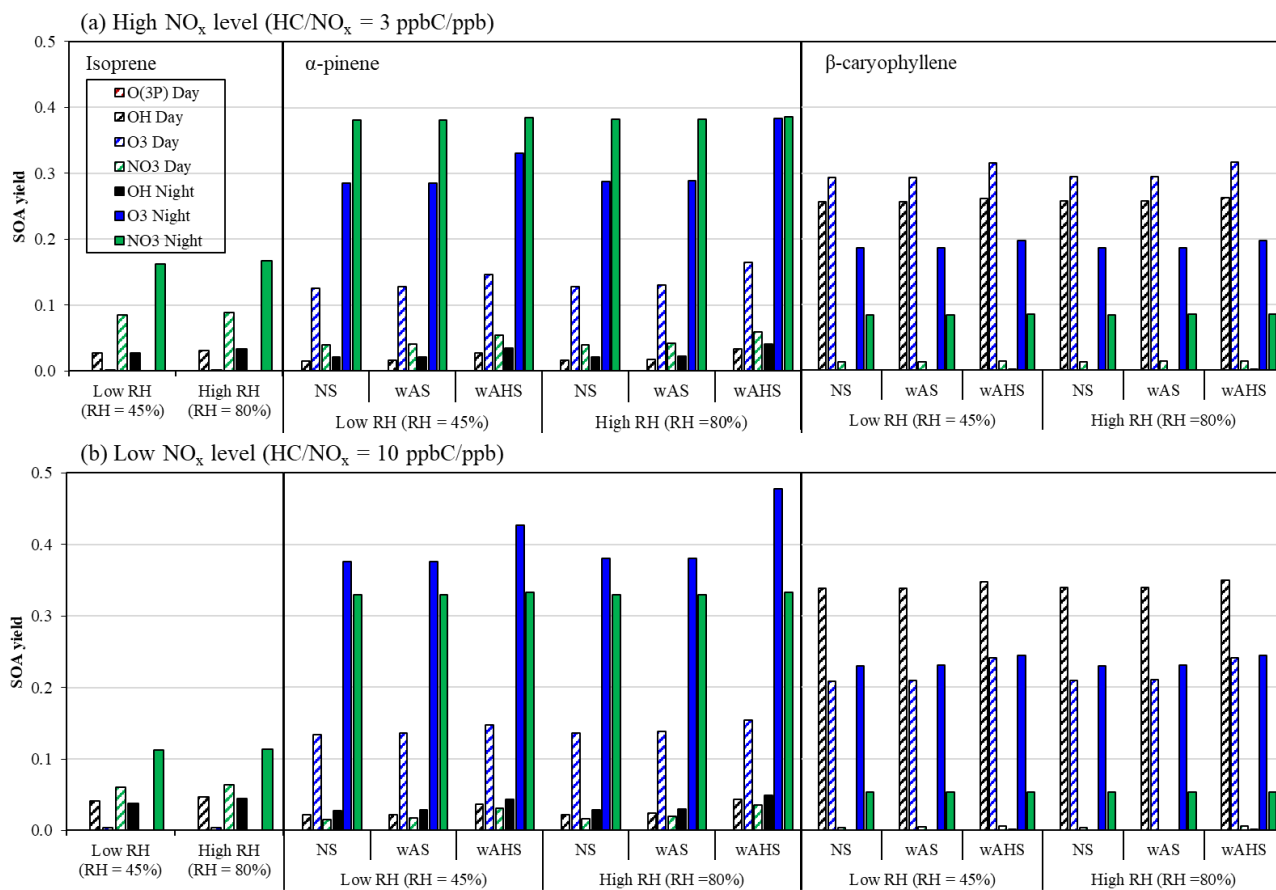
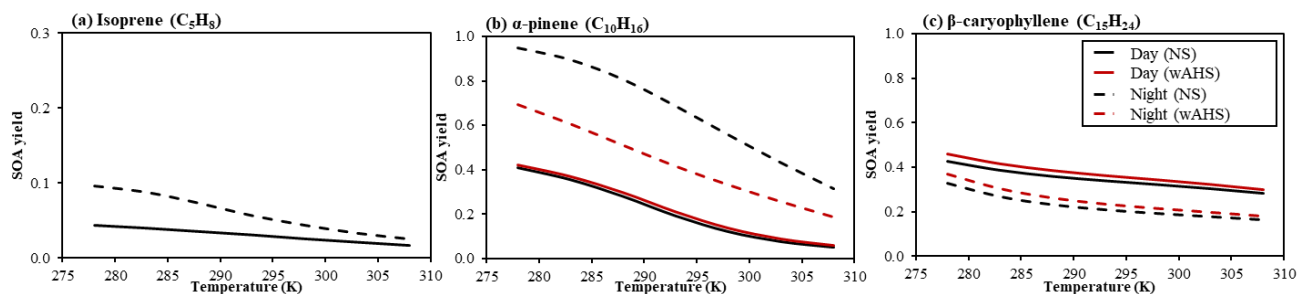


Figure 3. Observed (point) and simulated SOA mass (line) for the photooxidation of isoprene ((a) and (d)), α -pinene ((b) and (e)), and β -caryophyllene ((c) and (f)) at different seed conditions and NO_x levels. SOA mass concentrations are corrected for the particle loss to the chamber wall. The simulated OM_T (solid line) and OM_P (dotted line) are also illustrated. The error (10%) associated with SOA mass was estimated with the instrumental uncertainty. NS and SA indicate non-seeded, sulfuric acid seeded experiment, respectively.

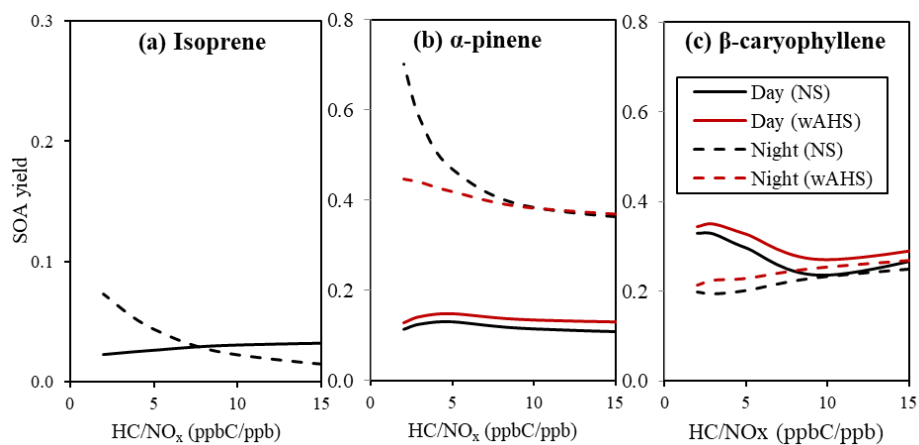
730



735 Figure 4. **The simulated** potential SOA yield from each oxidation path from the given HC consumption under (a) high NO_x
 740 level ($\text{HC}/\text{NO}_x = 3 \text{ ppbC/ppb}$) and (b) low NO_x level ($\text{HC}/\text{NO}_x = 10 \text{ ppbC/ppb}$). The consumptions of biogenic HCs are set to 50 ppb ($138 \mu\text{g m}^{-3}$) for isoprene, 30 ppb ($162 \mu\text{g m}^{-3}$) for α -pinene, and 20 ppb ($167 \mu\text{g m}^{-3}$) for β -caryophyllene. The SOA formation was simulated at 298K under two different RH (45% and 80%) with $10 \mu\text{g m}^{-3}$ of OM_0 . For the α -pinene and β -caryophyllene, the SOA formed at three different seed conditions (NS, WAS, WAHS). For the inorganic seeded simulation, the seed concentration is $20 \mu\text{g m}^{-3}$ (dry mass).



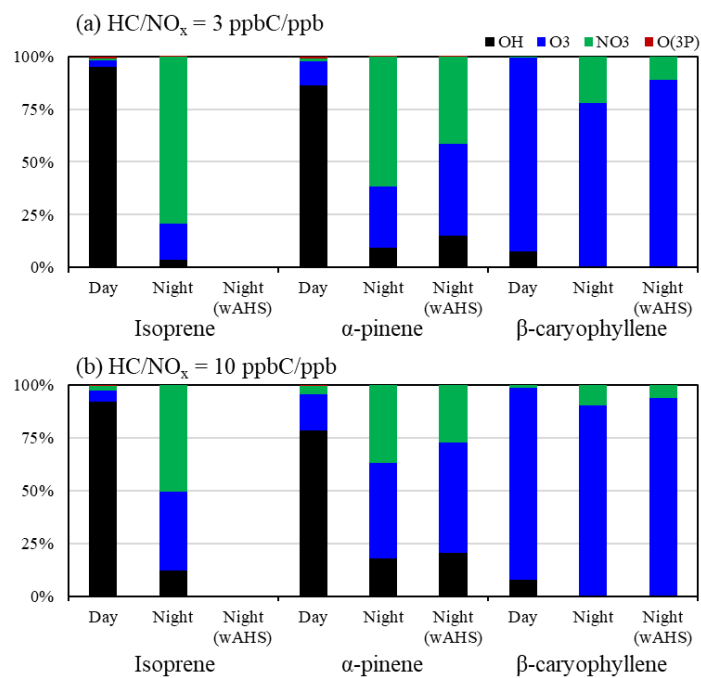
745 Figure 5. The biogenic SOA yield from (a) isoprene, (b) α -pinene, and (c) β -caryophyllene in both daytime (solid line) and
nighttime (dashed line) under the various temperature, ranging from 278K to 308K. The HC/NO_x level was set to 3 ppbC/ppb.
The SOA formation was simulated with 10 $\mu\text{g m}^{-3}$ of OM₀ at the 50% of RH with the fixed initial concentration of isoprene,
 α -pinene, and β -caryophyllene at 50 ppb, 30 ppb, and 24 ppb, respectively. The sensitivity of SOA mass to temperature is
investigated by simulating α -pinene and β -caryophyllene under NS and wAHS (20 $\mu\text{g m}^{-3}$) conditions. The daytime SOA
750 formation was simulated under the reference sunlight intensity (Fig. S1), which was measured on 06/19/2015 at the UF-
APHOR. For the nighttime simulation, initial O₃ concentration was set to as 30 ppb. The wall-free model parameters were
applied to simulate SOA formation (Han and Jang, 2022).



755

Figure 6. The biogenic SOA yield from (a) isoprene, (b) α -pinene, and (c) β -caryophyllene in both daytime (solid line) and nighttime (dashed line) under the various NO_x levels. The RH and temperature were set to 50% and 298 K, respectively. The SOA formation was simulated with $10 \mu\text{g m}^{-3}$ of OM_0 with the fixed initial concentration of isoprene, α -pinene, and β -caryophyllene as 50 ppb, 30 ppb, and 24 ppb, respectively. The dry mass of wAHS is set to $20 \mu\text{g m}^{-3}$. The daytime simulation is performed under the reference sunlight intensity (Fig. S1) which was measured on 06/19/2015 at the UF-APHOR. For the nighttime simulation, initial O_3 concentration was set to as 30 ppb. The wall-free model parameters were applied to simulate SOA formation (Han and Jang, 2022).

760



765

Figure 7. The contribution of each oxidation path on the consumption of isoprene, α -pinene, and β -caryophyllene at the given condition under three different NO_x level ((a) $HC/NO_x = 3$ ppbC/ppb and (b) $HC/NO_x = 10$ ppbC/ppb). The gas oxidation in daytime was simulated under the reference sunlight intensity which is measured on 06/19/2015 (Fig. S1).

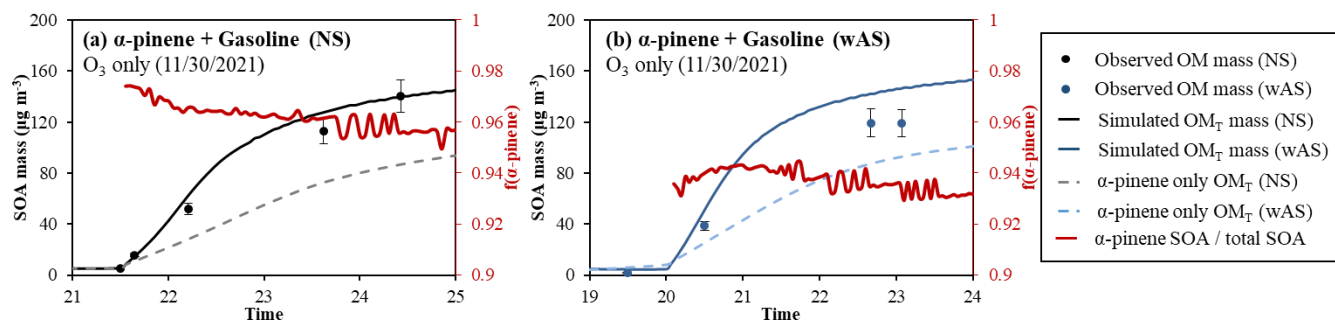


Figure 8. Observed (symbol) and simulated SOA mass (line) for the ozonolysis of α -pinene in the presence of gasoline fuel (a) without and (b) with wet-AS seed. SOA mass concentrations are corrected for the particle loss to the chamber wall. The simulated OM_T (solid line) in the presence of gasoline fuel and that in the absence of gasoline fuel (dashed line) are also illustrated. The dashed lines denote the simulated SOA mass in the absence of gasoline fuel under the same experimental conditions. The fraction of α -pinene SOA to total SOA ($f(\alpha\text{-pinene})$) are illustrated in red lines. The error (10%) associated with SOA mass was estimated with the instrumental uncertainty.