

Intensive aerosol properties of Boreal and regional biomass burning aerosol at Mt. Bachelor Observatory: Larger and BC-dominant particles transported from Siberian wildfires

Nathaniel W. May¹, Noah Bernays¹, Ryan Farley², Qi Zhang², and Daniel A. Jaffe¹

5 ¹School of Science, Technology, Engineering, and Mathematics, University of Washington
Bothell, WA 98011, USA

²Department of Environmental Toxicology, University of California Davis, CA, 95616, USA

Correspondence to: Nathaniel W. May (natemay@uw.edu)

10

Abstract. We characterize the aerosol physical and optical properties of 13 transported biomass burning (BB) events. BB events included long-range influence from fires in Alaskan and Siberian Boreal Forests transported to MBO in the free troposphere (FT) over 8-14+ days and regional wildfires in Northern California and Southwestern Oregon transported to MBO in the boundary layer (BL) over 10 h to 3 days. Intensive aerosol optical properties and normalized enhancement ratios for BB events were derived from measured aerosol light scattering coefficients (σ_{scat}), aerosol light absorbing coefficients (σ_{abs}), fine particulate matter (PM_{10}), and carbon monoxide (CO) measurements made from July to September 2019, with particle size distribution collected from August to September. The observations showed that the Siberian BB events had lower scattering Ångström exponent (SAE), higher mass scattering efficiency (MSE; $\Delta\sigma_{\text{scat}}/\Delta\text{PM}_{10}$), and a bimodal aerosol size distribution with a higher geometric mean diameter (D_g). We hypothesize that the larger particles and associated scattering properties were due to the transport of fine dust alongside smoke, in addition to contributions from condensation of secondary aerosol, coagulation of smaller particles, and aqueous phase processing during transport. Alaskan and Siberian Boreal Forest BB plumes were transported long distances in the FT and characterized by lower absorption Ångström exponent (AAE) values indicative of black carbon (BC) dominance in the radiative budget. Significantly elevated AAE values were only observed for BB events with <1 day transport, which suggest strong production of brown carbon (BrC) in these plumes but limited radiative forcing impacts outside of the immediate region.

15
20
25
30

1. Introduction

Biomass burning (BB) is a major source of atmospheric aerosols (Bond et al., 2013; Andreae and Merlet, 2001) and significantly impacts public health and regional air quality up to thousands of kilometers from the source (Jaffe et al., 2020; Boucher et al., 2013). BB aerosols also impact global climate by scattering or absorbing solar radiation, acting as cloud condensation nuclei, and altering cloud albedo (Boucher et al., 2013; Spracklen et al., 2011; Pierce et al., 2007). However, there are large uncertainties in BB aerosol formation, evolution, and radiative properties that limit our understanding of their climate impacts (Bond et al., 2013; Boucher et al., 2013; Bellouin et al., 2020; Boucher et al., 2020). BB emissions and their associated impacts are likely to increase globally due to hot and dry conditions resulting from climate change, particularly in the Western USA (Westerling, 2016; Liu et al., 2014) and sub-Arctic Boreal Forests of North America and Russia (Flannigan et al., 2009; Stocks et al., 1998).

BB particles are predominantly organic carbon (OC) and black carbon (BC), with some inorganic material (Vakkari et al., 2014; Reid et al., 2005; Zhou et al., 2017). BC is the most significant contributor to the absorption properties of BB particles (Healy et al., 2015; Bond et al., 2013), but OC also contributes to BB particle absorption in the form of brown carbon (BrC) (Andreae and Gelencsér, 2006). BC absorbs nearly uniformly in the range of 0.4 to 1 μm , resulting in an Absorption Ångström exponent (AAE) of ~ 1 . High levels of BrC in BB increase AAE values due to its preferential absorption at lower wavelengths of sunlight (Andreae and Gelencsér, 2006). Atmospheric BrC is produced by incomplete combustion (Kirchstetter and Thatcher, 2012; Desyaterik et al., 2013; Lack and Langridge, 2013; Mohr et al., 2013) and secondary formation (Li et al., 2020; Nguyen et al., 2013; Updyke et al., 2012; Laskin et al., 2015). Saleh (2020) describe four classes of brown carbon, with widely varying optical properties and point out that the BrC properties may depend on the measurement method. Photobleaching reduces the absorption of BrC and therefore significantly impacts the global radiation budget, but there are large uncertainties in this process (Liu et al., 2020). In contrast, atmospheric BC is chemically inert and primarily produced from flaming combustion (Healy et al., 2015; Bond et al., 2013). In situ aerosol optical measurements are essential to improved modeling of the contributions of BrC and BC to BB aerosol absorption properties (Brown et al., 2021).

As plumes age, BB particles grow from their initial diameter (30–100 nm) (Hosseini et al., 2010; Levin et al., 2010) and undergo chemical and physical changes (Carrico et al., 2016; Reid

et al., 2005; Vakkari et al., 2014). Changes in particle size are primarily the result of coagulation and the condensation of secondary organic aerosol (SOA) onto existing particles (Reid et al., 65 2005). However, the condensation of SOA is counterbalanced by loss due to evaporation and oxidation of primary organic aerosol during plume dilution (Collier et al., 2016; Zhou et al., 2017; Garofalo et al., 2019; May et al., 2013). The net condensation/evaporation effect in BB plumes can lead to an increase in PM mass relative to CO due to SOA production (Hobbs et al., 2003; Yokelson et al., 2009; Vakkari et al., 2014), while others have observed limited or no net mass 70 increase (Akagi et al., 2012; Jolleys et al., 2015; Garofalo et al., 2019). Even when normalized PM mass concentrations do not change with age, particle diameter can shift through coagulation and particle-vapor mass transfer (Kleinman et al. 2020). Mie theory predicts mass scattering efficiency (MSE; $\sigma_{\text{scat}}/\text{PM}$) will increase as the average particle diameter grows toward the measurement wavelength (e.g., 300-700 nm) (Seinfeld and Pandis, 2006). Therefore, understanding the balance 75 of aerosol condensation, evaporation, and removal processes is critical to understanding the scattering properties of aged BB particles.

Airborne mineral dust particles, which can be uplifted into the free troposphere alongside smoke by intense fire-related winds (Wagner et al., 2018), may also impact the radiative forcing of BB emissions. Dust particles are typically larger in size than smoke particles and can produce a 80 net positive or negative radiative forcing depending on surface properties, particle size distribution, and composition (Balkanski et al., 2007; Durant et al., 2009; Russell et al., 2002). However, the climate properties of dust mixed with smoke are so far poorly understood. Dust emissions from fires are most frequently observed in arid regions (Chalbot et al., 2013; Nisantzi et al., 2014; Li et al., 2021) and can be transported over thousands of kilometers (Ansmann et al., 2009; Clements et al., 2008; Baars et al., 2011). Recent observations of lofted dust from fires in the coniferous forests 85 of the western USA (Maudlin et al. 2015, Schlosser et al. 2017, Creamean et al., 2016) and Russia (Popovicheva et al., 2014) suggest fires in non-arid regions may also emit dust. Despite in situ evidence, fires are not considered as a source of airborne mineral dust in climate or aerosol models.

In this study, we describe an overview of the intensive optical properties and normalized 90 enhancement ratios of submicron aerosols (PM_{10}) observed during the summer of 2019 at the Mt. Bachelor Observatory (MBO), a remote, high-altitude site in the Pacific Northwest US. 13 BB events were observed, including smoke from nine regional fires (Northern California and Oregon; transported <1–3 days) and four Boreal Forest fires (Alaska and Siberia; transported 8-10+ days).

Aerosol optical and physical properties of these events were explored with respect to source
95 location, emission characteristics, and transport time. The goals of this work are to elucidate how
source and transport characteristics of BB events influences their climate impact through aerosol
size distributions and associated scattering properties, as well as contributions of BrC and BC to
absorption properties.

2. Methods

100 2.1 Sampling site

Measurements were conducted at the MBO, located near the summit of Mt. Bachelor
(43.981°N 121.691°W, 2764 m a.s.l) from 1 July to 10 September 2019. These observations were
part of the larger Fire Influence on Regional to Global Environments and Air Quality (FIREX-
AQ) experiment (Liao et al., 2021; Xu et al., 2021; Decker et al., 2021; Wiggins et al., 2021; Makar
105 et al., 2021), which included extensive observations at MBO (Farley et al., 2022). Due to its remote
location and limited anthropogenic influence, MBO is an ideal site for measurements of wildfire
plumes ranging from locally emitted to long-range transport events (Laing et al., 2016; Baylon et
al., 2017; Wigder et al., 2013). The atmospheric conditions during this study were typical for a
clean background location as the PM₁ concentration were relatively low (avg. $\pm 1\sigma$) ($2.8 \pm 3.8 \mu\text{g}$
110 m^{-3}), consistent with periods without wildfire influence observed at MBO in 2013 ($2.8 \pm 2.8 \mu\text{g}$
 sm^{-3}) (Zhou et al., 2019).

Boundary layer dynamics play an important role in the diurnal variation of aerosol
composition at MBO. During daytime, upslope flow can mix in boundary layer (BL) air to the
sampling site, while at night the site is influenced by free tropospheric (FT) air masses. These
115 regimes can be differentiated based on ambient water vapor concentrations (WV). ΔWV is
calculated as the difference between the WV (g kg^{-1}) at the time CO peaked during the event and
the WV previously found to demarcate the BL and FT (July-August: 5.23 g kg^{-1} , September: 4.60
 g kg^{-1}) (Wigder et al., 2013; Baylon et al., 2015; Zhang and Jaffe, 2017). Typically, local smoke
plumes will be seen in upslope BL air with a positive ΔWV , whereas distant smoke (Alaska,
120 Siberia) will be transported in the FT with a negative ΔWV .

2.2 CO, Aerosol, & Meteorology

125 Details of the CO, aerosol, and meteorology measurements at MBO employed in the
current study have been previously described in detail (Laing et al., 2016, 2020; Baylon et al.,
2017) and thus only briefly described here. Basic meteorology measurements include temperature,
130 humidity, and wind speed (Ambrose et al., 2011). CO measurements were made using a Picarro
G2302 cavity ring-down spectrometer. Calibrations were performed every 8 h using three different
National Oceanographic and Atmospheric Administration (NOAA) calibration gas standards,
which are referenced to the World Meteorological Organization's (WMO) mole fraction
calibration scale (Gratz et al., 2015). Total CO uncertainty based on the precision of calibrations
over the campaign was 3%.

Dry (relative humidity (RH) less than 35 %) aerosol scattering and absorption coefficients,
aerosol number size distribution (30 – 600 nm), and particle mass were measured during the 2019
summer campaign in 5 min averages. An inline 1 μm impactor was located upline of the aerosol
instruments. All particle measurements were corrected to standard temperature and pressure (STP;
135 $T = 273.15\text{ K}$, $P = 101.325\text{ kPa}$) and reported this way throughout the manuscript. Aerosol light
scattering coefficients (σ_{scat}) were measured by an integrating nephelometer (model 3563, TSI Inc.,
Shoreview, MN) at 450 (blue), 550 (green), and 700 (red) nm. Data reduction and uncertainty
analysis for the scattering data are outlined by Anderson & Ogren (1998).

We measured aerosol light absorption coefficients (σ_{abs}) with a 3 λ tricolor absorption
140 photometer (TAP, Brechtel Inc., Hayward, CA) at wavelengths 467 (blue), 528 (green), and 660
(red) nm (Laing et al., 2020). Unless otherwise stated, σ_{scat} and σ_{abs} values represent measurements
taken at 550 and 528 nm, respectively. The absorption coefficients were corrected using the filter
loading and aerosol scattering correction factors derived by Virkkula (2010). Uncertainty
calculations were based on those used in a previous study at MBO for measurements with a 3 λ
145 Particle Soot Absorption Photometer (PSAP) (Fischer et al., 2010). Combining sources of
uncertainties (Anderson et al., 1999; Bond et al., 1999; Virkkula et al., 2005) yielded total
uncertainties for σ_{abs} of 30–40 % during BB events. Combined scattering uncertainties yielded
lower total uncertainties for σ_{scat} of 15-20% during BB events. However, the relative uncertainty
between events for absorption and scattering are much lower (<10%). This was estimated by
150 calculating the relative standard deviation of the absorption and scattering measurements over a
60 min time window with no wildfire influence at MBO.

The power law relationship between scattering and wavelength was used to adjust the 550 nm σ_{scat} measurement to 528 nm using Eq. (1):

$$\sigma_{\text{scat}}^{528} = \sigma_{\text{scat}}^{550} \times \left(\frac{\lambda_{550}}{\lambda_{528}} \right)^{\text{SAE}_{450,550}} \quad (1)$$

155 where λ is wavelength and SAE is the scattering Ångström exponent calculated with the 450–550 nm pair. Absorption Ångström exponent (AAE) values were calculated for the σ_{abs} pair of 467 and 660 nm using Eq. (2):

$$\text{AAE} = - \frac{\log \left(\frac{\sigma_{\text{abs}}^{467}}{\sigma_{\text{abs}}^{660}} \right)}{\log \left(\frac{467}{660} \right)} \quad (2)$$

160 Uncertainties for the intensive aerosol optical properties SAE and AAE values (**Table S1**) were calculated by propagating the uncertainties from the measurements used in the respective calculations using addition in quadrature (Fischer et al., 2010).

We measured 5 min averaged dry aerosol number size distribution with a TSI 3938 SMPS. The SMPS system consisted of a TSI 3082 electrostatic classifier with a TSI 3081 differential mobility analyzer (DMA) and a TSI 3787 water-based condensation particle counter. Geometric mean diameter (D_g) was calculated from lognormal fits of event averaged size distributions performed with the standard fitting algorithm of Igor Pro analysis software [fit parameters: $x_0 = D_g$, width = $2.303 \cdot 2 \log \sigma_g$, $A = 2.303 \cdot N / (\pi \cdot \text{width})$].

170 Dry particle mass under 1 μm (PM_{10}) was measured with an optical particle counter (OPC, model 1.109, Grimm Technologies, Douglasville, GA). The OPC measures the particle size distribution for particles with aerodynamic diameters from 0.25 to 32 μm in 31 size bins. We note that this size ranges misses a significant fraction of particle mass for smaller particles. For the biomass burning plumes observed in this study, approximately 42% of the PM_{10} mass is accounted for by particles with diameters $< 250 \mu\text{m}$ as determined by the SMPS data. The OPC $\text{PM}_{2.5}$ mass concentrations are determined via the manufacturers calibration against standard filter methods (Grimm and Eatough, 2009). The OPC is a USA EPA Federal Equivalent Method for measuring $\text{PM}_{2.5}$ mass concentrations. August and September OPC data were determined to be artificially biased high, which coincided with the installation of a thermodenuder in the aerosol sampling line

on July 31, 2019. During this time, the OPC mass concentrations were adjusted to match the SMPS mass concentrations.

180 **2.3 Enhancement Ratio Calculation**

As in prior studies of BB events at MBO (Laing et al., 2016; Briggs et al., 2016), normalized enhancement ratios ($\Delta Y/\Delta X$, NER) of $\Delta\sigma_{\text{scat}}/\Delta\text{CO}$ and $\Delta\sigma_{\text{abs}}/\Delta\text{CO}$, and $\Delta\text{PM}_{10}/\Delta\text{CO}$ were calculated from the slope of the reduced major axis (RMA) regression of Y plotted against X. Intensive aerosol optical properties mass scattering and mass absorption efficiencies (MSE and MAE) were calculated as the NERs of $\Delta\sigma_{\text{scat}}/\Delta\text{PM}_{10}$ and $\Delta\sigma_{\text{abs}}/\Delta\text{PM}_{10}$, respectively, at 550 nm for σ_{scat} and 528 nm for σ_{abs} . Single scattering albedo (ω) was calculated as the RMA regression of scattering and total extinction (scattering + absorption) using values at 528 nm. In all cases the enhancements are large compared to background, thus avoiding the problems described by Briggs et al. (2016) for small enhancements above background. As in prior studies (Laing et al., 2016), uncertainties for the NER calculations were determined from the uncertainties in the extensive properties used in calculating the NERs and the uncertainty of the RMA regression using addition in quadrature.

Precision uncertainty and total uncertainty were calculated as described by Anderson et al., 1999 for all values derived from optical measurements (**Table S1**). Precision uncertainty is the uncertainty associated with noise and instrument drift. Total uncertainty includes precision uncertainty, the uncertainty associated with the corrections we applied to the data, and the uncertainty associated with the calibration method. Precision uncertainty is best used to compare the individual BB events seen at MBO in this study, whereas total uncertainty is more appropriate to consider when comparing the measurements presented in this study with data collected using other measurement methods.

200 **3. Results & Discussion**

3.1 BB Event Identification

The summer of 2019 was a relatively low activity fire season in the Pacific Northwest, while higher temperatures in the Arctic and sub-Arctic contributed to extensive wildfires across Boreal forests in Alaska and Siberia. We identified 13 BB events from Jul. – Sep. 2019, which

ranged from 2 to 44 h in duration (**Figure 1**). These were split when discernable plumes were separated by a multi-hour drop below the BB event criteria of $\sigma_{\text{scat}} > 20 \text{ Mm}^{-1}$ and $\text{CO} > 110 \text{ ppbv}$. BB event criteria was chosen based on our previous work (Wigder et al 2013). Only 8% of the 1 h averages at MBO met our criteria for a BB event. Most observed BB events exhibited average σ_{scat} and CO in the ranges of 20-40 Mm^{-1} and 130-170 ppbv, respectively. For comparison, 51% of the 5 min averages met a higher BB event criterion ($\sigma_{\text{scat}} > 20 \text{ Mm}^{-1}$ and $\text{CO} > 150 \text{ ppbv}$) during the high fire year of 2015, where most event average σ_{scat} and CO ranged from 100-300 Mm^{-1} and 200-400 ppbv, respectively (Laing et al., 2016). Continuing the approach from (Laing et al., 2016), we use the term event, not plume, because of the long duration of some of the events and the fact that some BB events observed in 2019 were influenced by emissions from multiple fires. A comparison of CO, σ_{scat} , σ_{abs} , and PM_{10} for BB event and background periods is presented in **Figure S1**.

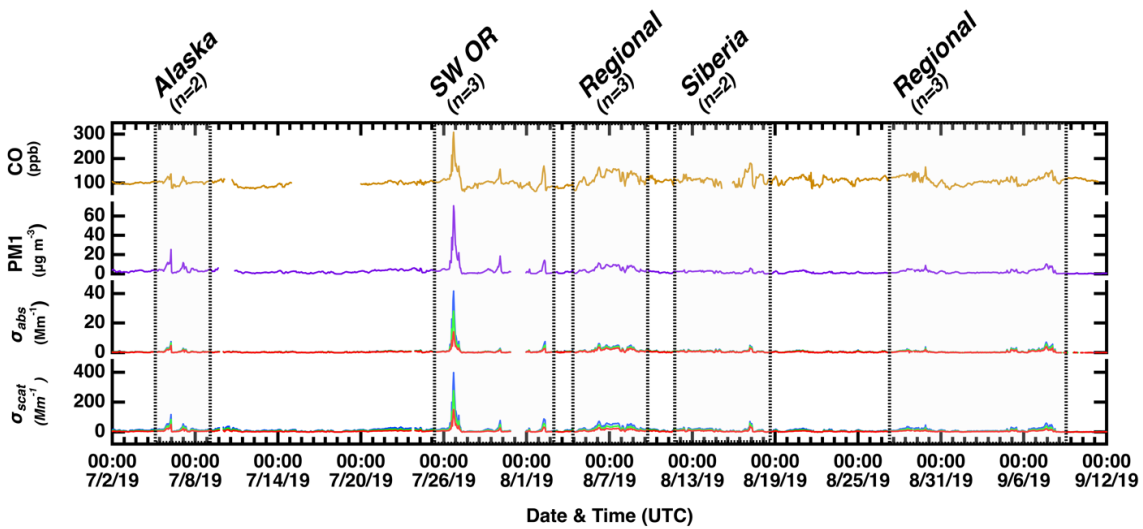


Figure 1: Time series (UTC) of the extensive properties CO (ppb), PM_{10} ($\mu\text{g m}^{-3}$), scattering (Mm^{-1}), and absorption (Mm^{-1}) measured at MBO from July 1, 2019, to September 14, 2019. BB event periods are highlighted by grey fill dashed boxes, with source identification and number of discrete BB events with $\sigma_{\text{scat, green}} > 20 \text{ Mm}^{-1}$ and $\text{CO} > 110 \text{ ppbv}$ per period above. The blue, green and red lines in the σ_{abs} and σ_{scat} plots represent measurements in the blue, green and red channels, respectively.

3.2 Source and Transport of BB Events

NOAA HYSPLIT airmass back trajectories and NASA MODIS Aqua and Terra images of smoke were used to identify origin of each event and estimate transport time. Two BB events (7/5-7/6), arriving at MBO with negative ΔWV (-1.53 g k^{-1}) (**Table 1**) indicative of FT transport, were

determined to originate from a complex of lightning-initiated fires in Boreal Forests of the interior
230 of Alaska (AK). The fires started from June 22 to July 2 and the smoke transported to MBO over
the course of 8-10 days (**Figures S2**). Results from a FIREX-AQ model study by Makar et al.,
2021 previously suggested wildfires in AK impacted aerosol optical depth (AOD) in North
America during this period.

Three BB events with the shortest transport time to MBO observed in this study (~10-15
235 h) (**Figures S3**) originated from the Milepost 97 fire southeast of MBO near Canyonville, OR,
which was initiated on July 24th and burned 13,000 acres. Of the southwest Oregon (SW OR)
events, two exhibited positive ΔWV (0.15, 1.47 g k⁻¹) indicative of BL transport typically observed
for local fires, and one exhibited a negative ΔWV (-0.70 g k⁻¹) indicative of FT arrival (**Table 1**).
Six BB events that had multiple fires active along the back trajectory were categorized as
240 “Regional” in **Table 1**. The August regional events may have been influenced by emissions from
forest fires in Washington, Oregon, and/or California, with transport times estimated to be 1-3
days (**Figure S4-S5**). One August regional event had ΔWV near zero, indicative of mixed BL and
FT influence. The September regional BB events originated from multiple forest fires directly
south of MBO in Oregon and California, with transport times estimated to be <12-48 h (**Figure**
245 **S6**). September regional events were characterized by a positive ΔWV (0.85 - 4.2 g k⁻¹) consistent
with prior observations of BL transport of regional BB events to MBO (Wigder et al 2013).

Fires in the Boreal Forest of Siberia near Lake Baikal were initiated by lightning in July
2019 and continued through August, burning over 3 million hectares with smoke transported
eastward towards Alaska and the continental USA. 10-day air mass back trajectories from MBO
250 for the peak 8/12 and 8/17 BB events passed over Alaska, but wildfire activity in Alaska had
largely subsided. Coinciding measurements by Johnson et al. (2021) observed long-range
transported Siberian BB emissions impacting western Canada, with significant aerosol layers
between 3-10 km a.g.l. measured by LIDAR on 8/7, 8/10, and 8/13-14. Their analysis of MODIS
observations and near-real-time satellite-based emissions from the Quick-Fire Emission Database
255 demonstrated enhanced Siberian BB emissions between July 19 and August 14, 2019. In addition,
NASA GEOS-CF global model simulations showed the emissions from 2019 Siberia fires were
transported across the Pacific Ocean and Arctic region (Johnson et al., 2021). Therefore, Siberian
Boreal Forest fires were determined to be the origin of the 8/12 and 8/17 BB events, with transport
time estimated >14 days (**Figure S7**). The negative ΔWV of the Siberian events (-1.43, -2.82 g k⁻¹

260 ¹⁾ were indicative of long-range transport to MBO occurring in the FT, which is consistent with established transport pathways of Siberian BB events (Laing et al. 2016).

3.3 Overview of Intensive Aerosol Properties of BB aerosol at MBO

Table 1 provides an overview of normalized enhancement ratios (NERs) and intensive optical properties of 13 BB events of Siberian, Alaskan, SW OR, and regional origin observed at MBO during the summer of 2019. Observed BB event ranges of $\Delta\sigma_{\text{scat}}/\Delta\text{CO}$ (0.33 to 0.91 Mm^{-1} ppbv⁻¹), $\Delta\sigma_{\text{abs}}/\Delta\text{CO}$ (0.02 to 0.09 Mm^{-1} ppbv⁻¹), and $\Delta\text{PM}_{10}/\Delta\text{CO}$ (0.05 to 0.26 $\mu\text{g m}^{-3}$ ppbv⁻¹) were comparable to prior summer measurements of transported BB aerosol (Laing et al., 2016; Baylon et al., 2017; Wigder et al., 2013). The range of BB event ω ($\sigma_{\text{scat}}/(\sigma_{\text{scat}} + \sigma_{\text{abs}})$) observed in summer 2019 (0.88 – 0.95) was lower, (i.e., more absorbing) than previously observed in summer 270 2015 at MBO (0.95 - 0.98). The observed range of event average AAE (0.97 to 2.55) was also lower, indicative of greater BC than previous observations in summer 2015 (2.3 to 4.12). The precision and total uncertainties of intensive parameters derived from extensive measurements are provided for these events in **Table S1**.

Table 1: Overview of intensive plume properties observed June – September 2019 at MBO. ΔWV was calculated as the difference between the WV at the peak CO of the event and the cutoff value. AAE and SAE values are event averages of hourly data and all other normalized enhancement ratios (NER) were calculated as the slope of reduced major axis (RMA) regression of hourly data. MSE is the NER of $\Delta\sigma_{\text{scat}}/\Delta PM_{10}$ and MAE is the NER of $\Delta\sigma_{\text{abs}}/\Delta PM_{10}$. All were calculated from 550 nm (green) measurement wavelength data. Geometric diameter (D_g) was calculated from lognormal fits of event averaged SMPS size distributions. Category values at the bottom of the table are averages. Events with measurements reported by Farley et al. (2022) are identified by an asterisk.

#	Event date & time (UTC)	Transport time (days)	Source fire	ΔWV (g kg ⁻¹)	$\Delta\sigma_{\text{scat}}/\Delta CO$ (Mm ⁻¹ ppbv ⁻¹)	$\Delta\sigma_{\text{abs}}/\Delta CO$ (Mm ⁻¹ ppbv ⁻¹)	$\Delta PM_{10}/\Delta CO$ ($\mu\text{g m}^{-3}$ ppbv ⁻¹)	MSE (m ² g ⁻¹)	MAE (m ² g ⁻¹)	AAE	SAE	ω	D_g (nm)
1	7/5/19 20:00 – 7/6/19 7:00	8-10	Alaska	-2.32	0.91	0.07	0.26	3.58	0.28	1.25	1.61	0.93	--
2	7/7/19 2:00 – 7/7/19 5:00	8-10	Alaska	-0.73	0.96	0.07	0.24	3.98	0.29	1.29	1.79	0.94	--
3	7/26/19 10:00 – 7/27/19 6:00	<1	SW OR	0.15	0.88	0.09	0.23	3.82	0.40	2.40	1.95	0.91	--
4	7/30/19 0:00 – 7/30/19 3:00	<1	SW OR	-0.70	0.51	0.02	0.19	2.71	0.11	1.48	2.12	0.97	--
5	8/2/19 0:00 – 8/2/19 11:00	<1	SW OR*	1.47	0.40	0.03	0.15	2.74	0.22	1.77	2.09	0.93	156
6	8/5/19 23:00 – 8/7/19 19:00	1-3	Regional	1.17	0.33	0.04	0.11	2.90	0.36	1.28	1.91	0.90	151
7	8/7/19 22:00 – 8/8/19 1:00	1-3	Regional	6.27	0.35	0.04	0.09	3.72	0.43	0.87	1.99	0.90	156
8	8/8/19 6:00 – 8/8/19 20:00	1-3	Regional	-2.87	0.37	0.05	0.12	3.19	0.42	1.29	1.98	0.89	158
9	8/12/19 9:00 – 8/12/19 11:00	>14	Siberia	-1.43	0.61	0.04	0.12	5.31	0.34	1.36	1.26	0.94	48, 231
10	8/16/19 22:00 – 8/17/19 13:00	>14	Siberia*	-2.82	0.33	0.02	0.05	6.63	0.46	1.21	1.49	0.94	92, 278
11	8/28/19 13:00 – 8/28/19 16:00	1-2	Regional*	0.85	0.46	0.06	0.13	3.50	0.49	1.48	2.17	0.91	151
12	8/29/19 21:00 – 8/29/19 22:00	1-2	Regional*	4.20	0.42	0.06	0.12	3.47	0.47	1.55	2.31	0.89	147
13	9/7/19 10:00 – 9/8/19 3:00	<1-2	Regional*	1.27	0.50	0.07	0.19	2.66	0.38	1.72	2.27	0.90	162
	Alaska (n=2)			-1.52	0.93	0.07	0.25	3.78	0.29	1.27	1.70	0.93	--
	SW Oregon (n=3)			0.31	0.59	0.05	0.19	3.09	0.24	1.88	2.05	0.94	156
	Siberia (n=2)			-2.82	0.47	0.03	0.08	5.97	0.40	1.29	1.38	0.94	70, 254
	Regional (n=6)			1.27	0.41	0.05	0.13	3.24	0.43	1.36	2.11	0.90	154

3.4 Intensive Aerosol Properties of BB aerosol at MBO

We observed substantial differences in the intensive physical and optical aerosol properties of Siberian, Alaskan, SW OR, and regional BB events. The average ($\pm 1\sigma$) $\Delta PM_1/\Delta CO$ of SW OR ($0.25 \pm 0.09 \mu\text{g m}^{-3} \text{ppbv}^{-1}$) events transported <13 hrs and regional events ($0.17 \pm 0.10 \mu\text{g m}^{-3} \text{ppbv}^{-1}$) transported 1-3 days were comparable to the $\Delta PM_1/\Delta CO$ emission factor ratio ($0.16 \pm 0.11 \mu\text{g m}^{-3} \text{ppbv}^{-1}$) for fresh BB in temperate regions (Wigder et al., 2013; Akagi et al., 2012). Therefore, they can be characterized as relatively balanced in PM production and loss. In contrast, Siberian events were characterized by the lowest average $\Delta PM_1/\Delta CO$ ($0.045 \pm 0.007 \mu\text{g m}^{-3} \text{ppbv}^{-1}$). This result suggests that net PM_1 loss through deposition, evaporation and/or cloud processing was greater than secondary aerosol production during >14-day transport in the FT from Siberia. The concurrent measurement of decreasing $\Delta OA/\Delta CO$ with increased transport time in Farley et al. (2022) demonstrates that net OA loss through evaporation and deposition was greater than growth through secondary processing. Thus, the trend of $\Delta PM_1/\Delta CO$ follows the $\Delta OA/\Delta CO$, which can support the observation of PM_1 loss in this study as OA is the dominant component of PM_1 . Wigder et al., 2013 and Weiss-Penzias et al., 2006 previously reported a similar association of decreased $\Delta PM_1/\Delta CO$ with increased transport >750 km for wildfire smoke arriving at MBO in 2004-2011. However, measurements of elevated $\Delta PM_1/\Delta CO$ for the 8-10 day transported Alaska BB events ($0.30 \pm 0.07 \mu\text{g m}^{-3} \text{ppbv}^{-1}$) demonstrate long-range transport in the FT is not always associated with greater PM_1 loss. Similarly, there was no significant difference in the $\Delta PM_1/\Delta CO$ of Summer 2015 Siberian and regional BB events, which Laing et al., 2016 attributed to dry FT transport with limited precipitation. Observations at MBO thus indicate that long-range transport in the FT can yield a wide range $\Delta PM_1/\Delta CO$ for BB events depending on removal characteristics.

BB aerosol lofted to the FT are typically less likely to be removed by dry deposition and can have a longer atmospheric lifetime of up to 40 days, but wet deposition can enhance removal and therefore reduce lifetime (Bond et al., 2013). Analysis of the impact of wet deposition of Canadian BB plumes demonstrates that it is the dominant mechanism for BC removal from the atmosphere and consequently determines lifetime and atmospheric burden (Franklin et al., 2014 and Taylor et al., 2014). Notably the 2019 Siberian events were transported over the Arctic, where inefficient long-range transport in the summer is attributed to meteorological conditions enhancing wet deposition (Mori et al., 2020). Raut et al., 2017 determined that a large fraction of BC particles

in Siberian plumes transported to the Arctic region are mixed with sufficient water-soluble compounds to become CCN active and are scavenged by large-scale precipitation and wet convective updrafts. They found the role of dry deposition to be minor and limited to the lower troposphere. We used precipitation rates from NOAA HYSPLIT ensemble back trajectories for the AK (**Figure S2**, 10 days back trajectory) and Siberian (**Figure S7**, 14 days back trajectory) BB events as a measure of wet deposition during long-range transport. Average precipitation rates for Siberian events (0.0038 mm h^{-1}) were more than double Alaskan events (0.0016 mm h^{-1}) (**Figure S8**). Increased wet deposition during trans-Arctic FT transport thus likely contributed to the reduced $\Delta\text{PM}_1/\Delta\text{CO}$ in Siberian BB events observed at MBO. Indeed, Farley et al., 2022 concluded that the larger accumulation mode ($700 \text{ nm } D_{\text{va}}$) in the Siberian BB event PM_1 mass size distribution was the result of increased aqueous-phase cloud processing during transport.

Examination of intensive aerosol absorption properties suggests that the Siberian BB aerosol were generally more absorptive and BC-dominant than other BB events observed. The average MAE of the Siberian BB events ($0.40 \text{ m}^2 \text{ g}^{-1}$) is similar to the regional events ($0.43 \text{ m}^2 \text{ g}^{-1}$) but higher than the AK and SW OR events (0.29 and $0.24 \text{ m}^2 \text{ g}^{-1}$, respectively). The greater MAE in Siberian events are consistent with higher BC/ PM_1 ratios in Siberian events than other cases identified by Farley et al. (2022) via the concurrent SP-AMS measurements at MBO. A possible reason for the high mass fractions of BC in Siberian aerosols was wet deposition and enhanced oxidative aging during long-range transport (Farley et al., 2022), which remove BC at a lower rate than the non-BC materials (Liu et al., 2020). Another possible reason for the higher MAE in Siberian events is greater influence from flaming fires. Indeed, the Siberian events, despite wet deposition and prolonged atmospheric aging, showed higher normalized enhancement ratios of BC ($\Delta\text{BC}/\Delta\text{CO}$) than other cases (Farley et al. 2022). Further information on the relative contributions of BC and BrC to BB absorptivity to the transported BB events observed at MBO can be inferred from the intensive aerosol optical property AAE (**Figures 2 & 3**). Consistent with SP-AMS measurements, the long-range transported Siberia BB events exhibited low AAE values (1.29) indicative of BC dominance. Alaska BB events exhibited similar low AAE values (1.27) indicative of BC dominance but were not characterized by enhanced MAE. Prior observation of Siberian events at MBO with similarly enhanced MAE and lower AAE were hypothesized to originate from hotter, more flaming portions of the fires (Laing et al., 2016). Flaming fires are characterized by enhanced BC emissions and pyro-convective energy needed to loft the plume

high into the atmosphere where it can undergo long range transport. ARCTAS-A aircraft measurements in Alaska reported a much larger BC/CO ratio in Siberian fire plumes than North American fire plumes (Kondo et al., 2011) provides further evidence that the emissions from flaming portions compose the majority of BB transported from Siberian Boreal Forest fires to North America.

An alternative explanation for low AAE Siberian and Alaskan BB events is BrC removal by photolysis and oxidation during week-long transport (Laing et al., 2016; Dasari et al 2019). Analysis of 10 years of aerosol properties at MBO by (Zhang and Jaffe, 2017) found Asian long-range transport wildfires with lower AAE (1.45 ± 0.02 and 1.54 ± 0.39) than regional BB events (1.81 ± 0.59). Similarly, we found a general decrease in AAE with increased transport time (**Figure 2**). Regional events with 1-3 days transport had a very slightly elevated AAE (mean of 1.36) indicative of slightly more BrC mixed with BC. The highest AAE (mean of 1.88) indicating that stronger BrC was observed for the short-range transported (10-15 h) SW OR events. The highest values of AAE for the SW OR event were associated with the highest PM₁ concentration (**Figure S9**), likely due to the presence of nearby, fresh, and concentrated plumes. These results are consistent with the short half-life (~9 h) of BrC and prior measurements of AAE declining as BrC decays over the course of hours with little remaining after days of atmospheric transport (Forrister et al., 2015; Hems et al., 2021). A recent laboratory study also found the imaginary part of BrC could be half decayed in a few hours, in line with the loss of its absorptivity after transport (Liu et al., 2021). Furthermore, the laboratory work by Cappa et al. (2020) and field observation from Wu et al. (2021) suggest that the evolution of AAE and BrC absorptivity with photochemical aging is dependent on the burn conditions and the initial properties of emitted particles. Aerosol from more flaming fires show an initial enhancement of AAE and BrC absorptivity followed by a gradual decrease at longer aging times, while more smoldering aerosol are suggested to experience continuous decrease upon aging. Thus, the highest AAE of the SW OR events could also be related to burning conditions and the initial enhancement of AAE during the short-range transport.

The highest scattering ω (0.94 ± 0.01) was observed in Siberian plumes. The average ω for Alaska (0.93 ± 0.01) and SW OR (0.93 ± 0.01) events were elevated compared to the ω for regional events (0.90 ± 0.01). The relatively high ω for Siberian events is thus consistent with our finding of significantly elevated MSE ($\Delta\sigma_{\text{scat}}/\Delta\text{PM}_1$) ($8.76 \pm 2.15 \text{ m}^2 \text{ g}^{-1}$). Satellite observations and 3D atmospheric modeling of 2016 Siberian BB suggested that an observed increase in ω with transport

time was likely due to atmospheric processing of SOA producing an increase in the mass scattering efficiency of BB aerosol (Konovalov et al., 2021). However, the MSE of long-range transported Siberian smoke plumes arriving at MBO in 2015 exhibited no difference from regional events (Laing et al., 2016) and MSE values of aged BB plumes are typically $< 6 \text{ m}^2 \text{ g}^{-1}$ (Hand and Malm, 2007; McMeeking, 2005). No substantial differences were observed in the average MSE values for AK, SW OR, and regional events (3.65 ± 0.08 , 3.40 ± 0.42 , $3.97 \pm 0.56 \text{ m}^2 \text{ g}^{-1}$). According to Mie Theory, the uniquely enhanced scattering efficiency of the Siberian BB events suggests an increase in particle size towards the measurement wavelength (Seinfeld and Pandis, 2006).

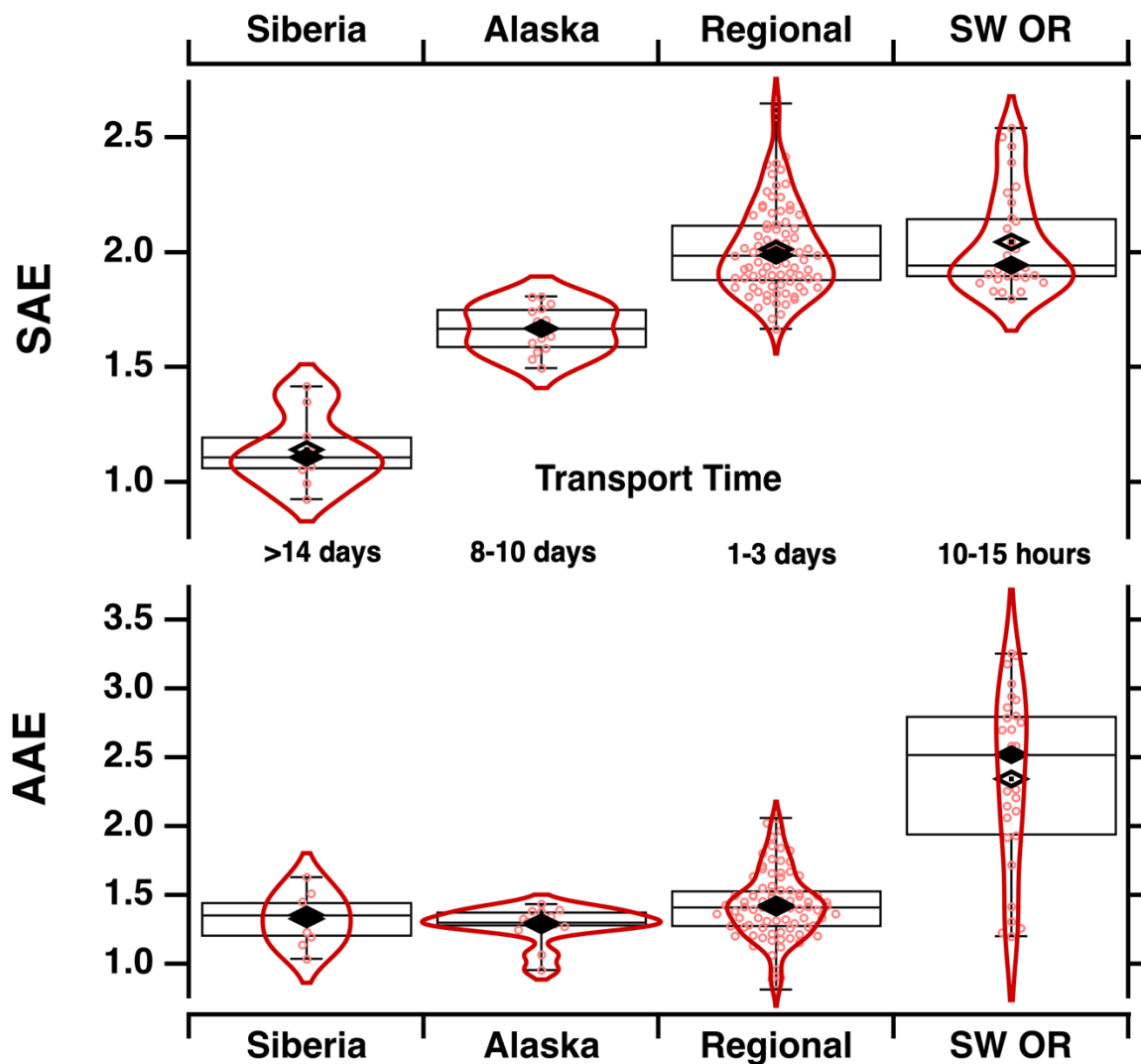
To better understand the enhanced scattering observed in Siberian events we related the variation in the MSE values that we observed with aerosol size distribution measured by SMPS. We found SMPS geometric mean diameter (D_g) to be correlated with MSE across all 2019 BB events ($R^2 = 0.93$) (**Figure 4**), which is consistent with Mie theory and previous ambient observations of aged BB (Lowenthal and Kumar, 2004; Laing et al 2016) and laboratory studies (McMeeking, 2005). However, MSE in 2019 was $\sim 40\%$ higher than 2015 at a similar D_g (Laing et al., 2016). It was suggested that larger size distributions in 2015 BB events may be the result of more concentrated BB plumes with slower particle evaporation rates, leading to greater net PM and SOA accumulation during aging (Hodshire et al., 2019). This conclusion was supported by the correlation of 2015 BB event D_g with CO , σ_{scat} , and PM_{10} , which can be thought of as surrogates for plume concentration. However, D_g was not found to be correlated with CO , σ_{scat} , or PM_{10} in 2019, with the largest particles observed in the more dilute Siberian event. Plume concentration does not appear to be the determining factor in the particle size of 2019 BB events.

SAE is an intensive aerosol optical property that can be used as measure of particle size with small values indicating large sizes (Kleinman et al., 2020). All SAE values here (**Figures 2 & 3**) are expected to be > 1 because only fine particles (PM_{10}) were measured. Aug.-Sep. BB event SAE were negatively correlated with D_g ($R^2 = 0.85$) (**Figure 4**), generally supporting its use as a measure of particle size. SW OR and regional events exhibited elevated SAE values characteristic of the smaller size distributions of fresh to moderately aged BB plumes (May et al., 2014; Levin et al., 2010). In contrast, both long-range transported AK and Siberia events exhibited lower SAE values suggesting that long-range transport may produce a shift in BB aerosol to larger particle sizes (Jung et al., 2012). However, particle morphology, composition and coatings can also alter SAE values. Thin coatings on BC particles may yield lower SAE values (Zhang et al., 2020).

Multiple field observations have observed D_g and MSE to increase as a function of photochemical age (e.g., Akagi et al., 2012; Carrico et al., 2016; Kleinman et al. 2020). An increase in MSE with age suggests a rearrangement of particle mass that favors large diameter efficient scatters at the expense of small inefficient scatters. This could be the result of a transfer of mass between the gas and particulate phases (i.e., condensation) and amongst particles (i.e., coagulation) (Kleinman et al., 2020). We explore the relationship between SMPS number size distributions and SP-AMS aerosol composition measurements in **Section 3.5** to examine potential influence of aerosol growth processes during transport of Siberian BB events.

While secondary aerosol growth and/or coagulation during transport present plausible explanations for larger particles, we also consider the unexpected contribution of dust mixed with smoke. SAE has previously been used by Zhang and Jaffe 2016 to identify larger particle sizes in long-range transport of industrial pollution from Asia, which was suggested to be due to mixing with mineral dust sources. In addition, prior measurements in spring have identified an association of dust mixed with smoke in long-range transported plumes from Asia with lower SAE at MBO (Fischer et al., 2010). Elevated AAE alongside low SAE (**Figure 3**) can be indicative of dust aerosols with enhanced absorption at short wavelengths (Bergstrom et al., 2007; Titos et al., 2017). However, the distribution and average AAE of the Siberian BB events were similar to the Alaskan BB events.

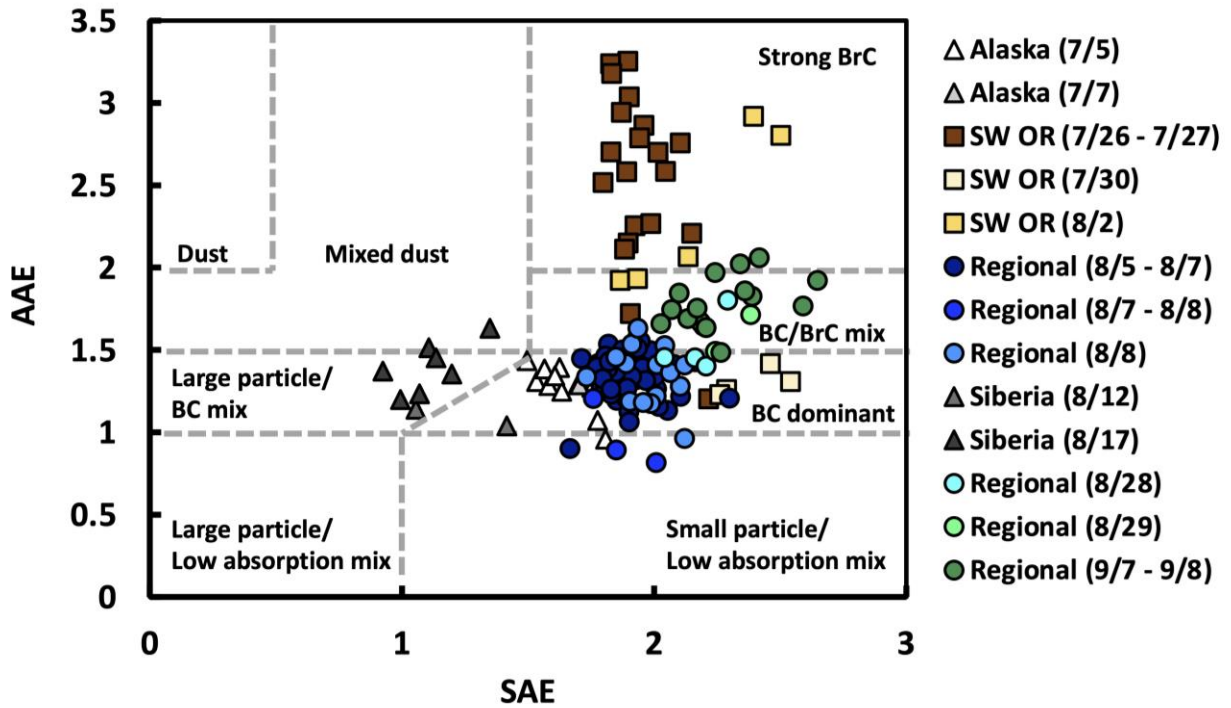
Wagner et al., 2018 illustrated via high-resolution eddy simulation that the energy released by wildfires leads to a significant increase in near-surface wind speed and enhanced dust uplift potential. Based on this model, we hypothesize the enhanced pyro-convective energy of Siberian fires that injects BC into the FT (Laing et al., 2016) may also produce intense fire-related winds that lofted fine dust alongside smoke into the FT where it was transported to MBO. Enhancements in much larger coarse mode particles are typically used to identify the influence of dust (Lee and Cho, 2007), but recent measurements in the western USA found evidence of fine mode dust mixed with smoke (Maudlin et al., 2015; Schlosser et al., 2017; Jahn et al., 2021). Therefore, we propose that dust mixed with smoke may have contributed to the enhanced larger particle size distribution in the Siberian BB events. In the following sections we present satellite data showing the transport of dust alongside smoke from Siberian Boreal Forest fires (**Section 3.4**) and SMPS size distributions to examine the potential contributions of dust to Siberian BB events (**Section 3.5**).



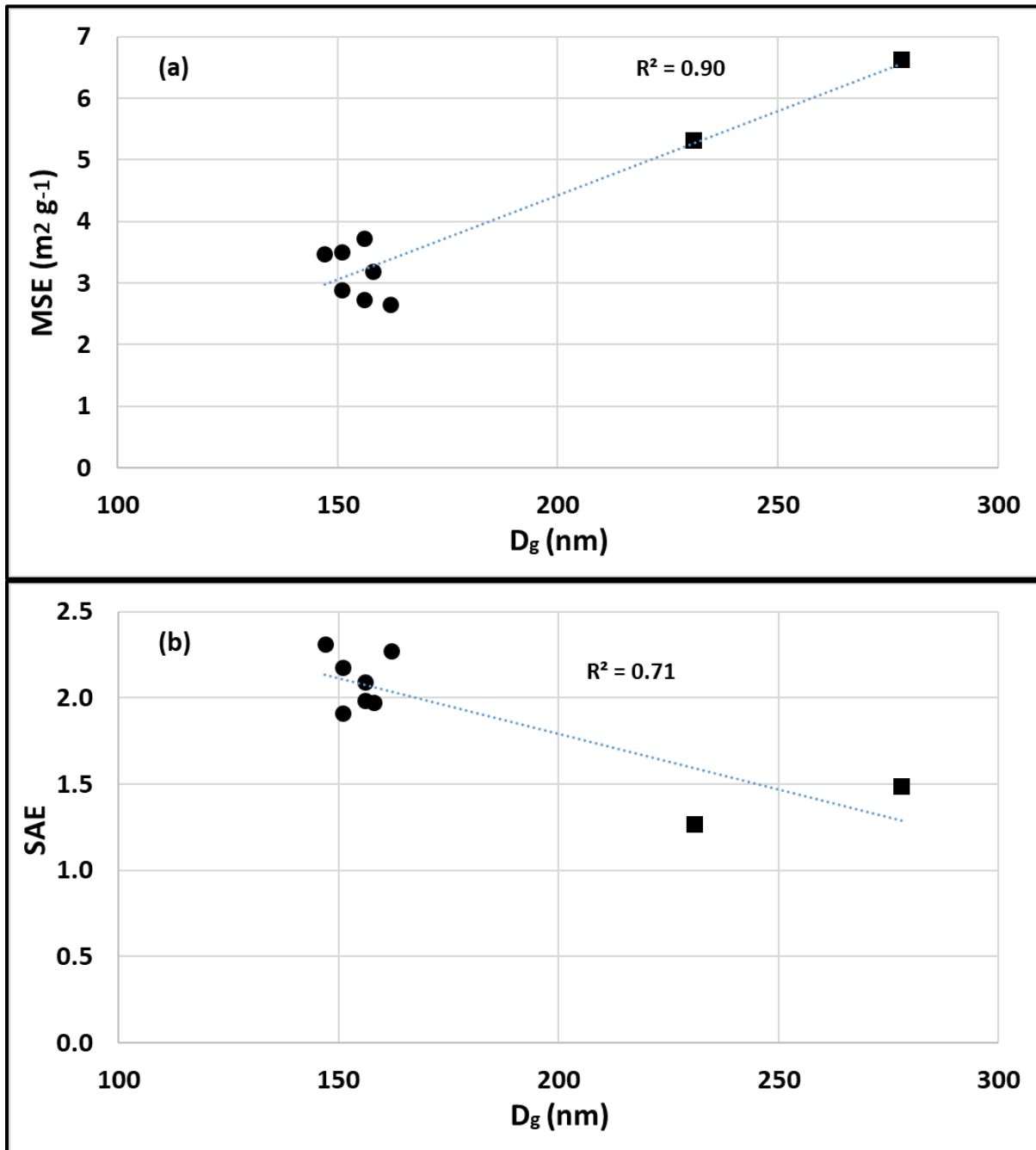
435

Figure 2: Combined violin and box plots of 1 hr average SAE and AAE values for July – September 2019 BB events observed at MBO grouped by source (Siberia, Alaska, Regional, SW OR). SAE describes particle size with small value indicating large size and AAE describes particle composition with larger values indicating greater BrC content. Violin plots in red show the rotated Gaussian kernel probability density, with mean shown as an open diamond, median shown as a solid diamond, and 1 hr average values shown as open circles. Boxes in black represent upper and lower quartiles, with whiskers representing the minimum and maximum.

440



445 **Figure 3:** 1 hr average SAE and AAE values plotted for all BB events July – September 2019 observed at MBO, with classification categories from Cappa et al. 2016. SAE describes particle size with small value indicating large size and AAE describes particle composition with larger values indicating greater BrC content. BB events are colored by source, with Boreal (Alaska, Siberia) shown as triangles in shades of grey, SW OR shown as squares in shades of brown, and Regional shown as circles in shades of blue to green.



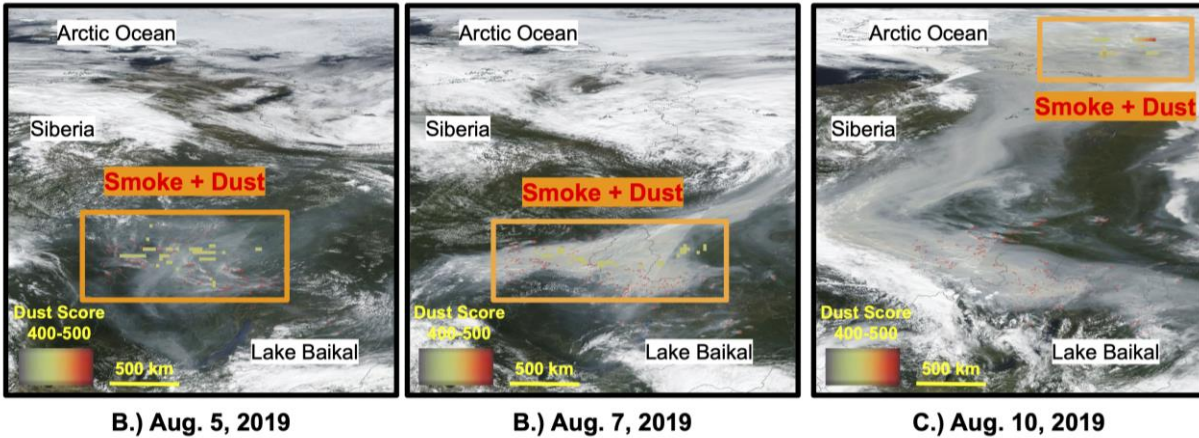
455 **Figure 4:** (a) Mass scattering efficiency (MSE) vs geometric mean diameter (D_g) from SMPS size
 distribution the 2019 BB events observed at MBO, with linear regression and correlation
 coefficients shown. (b) D_g and scattering Angstrom exponent (SAE) for August – September 2019
 events observed at MBO, with linear regression and correlation coefficients shown. The Siberian
 BB events are shown with squares and all others shown as circles. Both relationships are
 460 statistically significant with $P < 0.05$

3.5 Satellite Identification of Dust Mixed with Smoke in Siberian BB Events

The NASA Dust Score satellite product, which is computed from infrared channels of the NASA Aqua/AIRS satellite (DeSouza-Machado et al., 2010), was overlaid onto MODIS images to examine the presence of dust mixed with smoke emitted and transported from identified source
465 fires. Dust Score is a qualitative representation of the presence of dust in the atmosphere, with values ranging from 400-500 here. The sensor resolution is 45 km with once per day coverage. A significant Dust Score (>360) was not observed near the origin of Alaskan, SW OR and regional BB events. In contrast, a large geographic area of dust mixed and transported with smoke is observed in time series (8/5, 8/7, 8/10) of Dust Score overlaid on MODIS images of Siberian
470 Boreal Forest fires (**Figure 5**).

We used V3.30 aerosol classification products from the Cloud-Aerosol Lidar with Orthogonal Polarization (CALIOP) instrument on the Cloud-Aerosol Lidar Infrared Pathfinder Satellite Observation (CALIPSO) satellite (Winker et al., 2010) to further examine long-range transport of dust mixed with smoke for Alaskan and Siberian BB events. A time series (8/10, 8/12,
475 8/17) of the NASA CALIPSO aerosol type satellite cross-sections suggests “dust”, “polluted dust”, and “smoke” underwent transport in the FT from Siberia to the western USA (**Figure S10**). A time series (6/30, 7/2, 7/5) of the NASA CALIPSO aerosol type satellite cross-sections shows “polluted continental/smoke” and “smoke”, with comparatively minor contributions from “dust”, transported from AK to the western USA (**Figure S11**). CALIPSO has previously been used in a
480 similar manner to identify the transport of dust with smoke in plumes of Asian origin arriving at MBO in Spring (Fischer et al., 2009). However, due to lack of direct measurement of dust in this study, we cannot conclude with confidence that dust was present in the Siberian BB events. Nevertheless, the CALIPSO result suggests that fires in the Siberian Boreal Forest, as well as other non-arid regions, should be considered as a source of airborne mineral dust.

485



490 **Figure 5:** (A) August 1, (B) August 5, and (C) August 10, 2019, NASA MODIS true color satellite images of Siberian Boreal Forest fires. Fire and Thermal Anomalies shown in red dots and Dust Score values shown in pixels colored according to the embedded scale. Areas of Dust Score and visible smoke outlined in orange boxes.

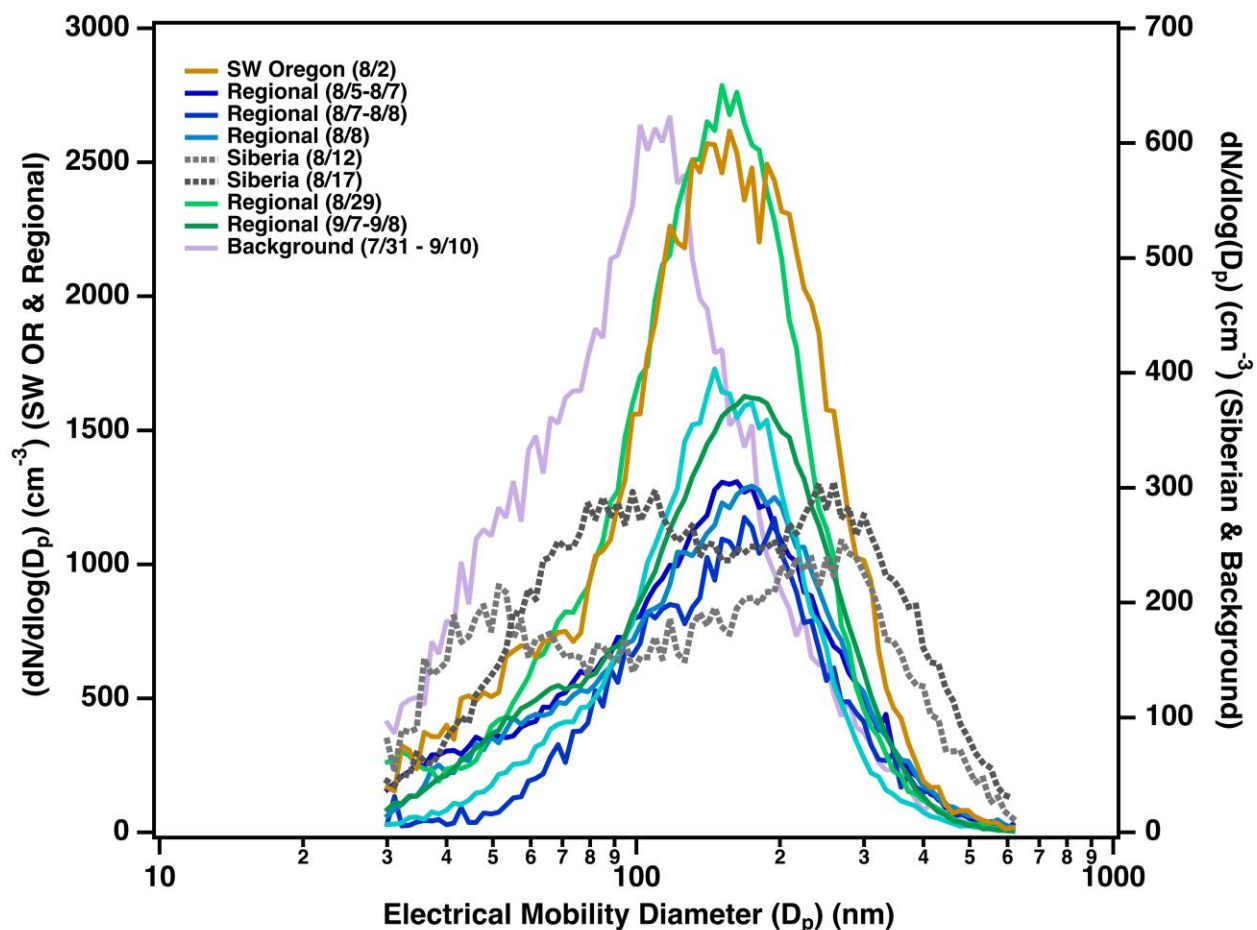
3.6 Aerosol Number Size Distribution & Composition

495 Aerosol number size distribution (30-600 nm) was measured by SMPS for 9 BB events, as well as interstitial background periods, in August and September 2019 (**Figure 6**). Geometric diameters (D_g) of aerosol number size distributions are presented in **Table 1**, with further size distribution parameters detailed in **Table S2**. The SW OR and regional events exhibited similar unimodal number size distributions, with D_g values between 146 – 162 nm. A prominent “tail” consisting of higher-than-expected number concentrations of small-diameter particles (30–90 nm) 500 was observed in the size distribution for events arriving in the BL at MBO similar to results in Laing et al., 2016. Background periods exhibited a unimodal number size distribution with a smaller D_g (101 nm). Siberian events were characterized by bimodal number size distributions, with a larger accumulation mode peak >200 nm and a lower ultrafine mode peak <100 nm (**Figure 6**), which could reflect new particle formation following cloud processing (Taylor et al 2014).

505 The larger accumulation modes of Siberian events suggest contributions from fine dust particles identified in the Dust Score and CALIPSO satellite products. Submicron dust particles as small as 300 nm have been observed in Africa (Kaaden et al., 2009; Kandler et al., 2009; Denjean et al., 2016) and Asian dust storms have been found to be correlated with an increase in 200-500 nm particles (Liang et al., 2013). Furthermore, submicron dust particles in the size range measured 510 by SMPS in this study are expected to be transported more efficiently than the coarse dust particles

that may have been present in the initial Siberian BB plume. Farley et al., 2022 measured a larger mass weighted size distribution by SP-AMS for Siberian BB events compared to regional BB events. However, without aerosol chemical composition measurements of dust, which is not measured by SP-AMS, we cannot conclude with confidence that dust was present in the Siberian BB events.

Ultrafine particles are typically not the result of long-range transport, as it would be expected that small particles would grow through coagulation relatively quickly. Therefore, the observed <100 nm modes in long-range transported Siberian BB events are indicative of influence of entrained background air and/or new particle formation (NPF). A year-long study at the Swiss mountaintop observatory Jungfraujoch suggested summer NPF to be triggered by previously entrained precursors or by boundary layer injections on the same day (Tröstl et al., 2016).



525 **Figure 6:** Event-averaged aerosol number size distributions in $dN/d\log(D_p)$ measured by SMPS for the SW OR (left axis), Regional (left axis), and Siberian (right axis) BB events identified in August – September 2019 at MBO, as well as background average aerosol number size distribution (right axis).

530 **4. Conclusions**

We characterized the physical and optical properties of 13 aged biomass burning events observed at the Mt. Bachelor Observatory in summer 2019. Our conclusions were as follows:

- Low $\Delta PM_{10}/\Delta CO$ of Siberian BB events are likely the result of enhanced wet deposition in trans-Pacific and trans Arctic FT transport from Siberia to MBO.
 - BB events from Siberian and Alaskan Boreal Forest fires with multi-day transport in the FT were associated with lower AAE values indicative of BC dominance. The aerosols during these events have lower AAE values compared to regional bb events. We propose two hypotheses for the BC dominance of Boreal Forest BB events:
- 535

- 540
- The short half-life of BrC leads to its decays over the course of hours with little remaining in plume after a week or more of transport.
 - Siberian events with higher MAE originated from hotter, more flaming portions of the fires.
- BB events from a SW Oregon wildfire arriving in the BL with short transport time (<15 h) were associated with the highest AAE indicative of BrC contributions to absorption.
- 545
- The higher D_g , lower SAE, and higher MSE of Siberian BB events reflected contributions from large particles, for which we propose two hypotheses:
 - Enhanced secondary processing during long-range transport leading to particle growth, which is supported by SP-AMS measurements of enhanced low-volatility organics and sulfate in Siberian BB reported by Farley et al., 2022.
- 550
- Fine dust transported alongside smoke, which is supported by CALIPSO and Dust Score satellite products of dust mixed with smoke originating from Siberian Boreal Forest fires.

5. Data availability

555 The Mt. Bachelor Observatory 2019 dataset are permanently archived at the University of Washington Research Works site:

https://digital.lib.washington.edu/researchworks/discover?scope=%2F&query=%22mt.+bachelor+observatory%22&submit=&filtertype_0=title&filter_relational_operator_0=contains&filter_0=data

560

Acknowledgements

The Mt. Bachelor Observatory is supported by the National Science Foundation (grant #AGS-1447832) and the National Oceanic and Atmospheric Administration (contract #RA-133R-16-SE-0758). Ryan Farley and Qi Zhang acknowledge funding support by NSF (grant # AGS-565 1829803). The authors gratefully acknowledge the NOAA Air Resources Laboratory (ARL) for the provision of the HYSPLIT transport model used in this publication. The CALIPSO satellite products were supplied from the NASA Langley Research Center.

References

- 570 Akagi, S. K., Craven, J. S., Taylor, J. W., McMeeking, G. R., Yokelson, R. J., Burling, I. R., Urbanski, S. P., Wold, C. E., Seinfeld, J. H., Coe, H., Alvarado, M. J., and Weise, D. R.: Evolution of trace gases and particles emitted by a chaparral fire in California, *Atmospheric Chemistry and Physics*, 12, 1397–1421, <https://doi.org/10.5194/acp-12-1397-2012>, 2012.
- Ambrose, J. L., Reidmiller, D. R., and Jaffe, D. A.: Causes of high O₃ in the lower free
575 troposphere over the Pacific Northwest as observed at the Mt. Bachelor Observatory, *Atmospheric Environment*, 45, 5302–5315, <https://doi.org/10.1016/j.atmosenv.2011.06.056>, 2011.
- Anderson, T. L. and Ogren, J. A.: Determining Aerosol Radiative Properties Using the TSI 3563 Integrating Nephelometer, *Aerosol Science and Technology*, 29, 57–69,
580 <https://doi.org/10.1080/02786829808965551>, 1998.
- Anderson, T. L., Covert, D. S., Wheeler, J. D., Harris, J. M., Perry, K. D., Trost, B. E., Jaffe, D. J., and Ogren, J. A.: Aerosol backscatter fraction and single scattering albedo: Measured values and uncertainties at a coastal station in the Pacific Northwest, *Journal of Geophysical Research: Atmospheres*, 104, 26793–26807, <https://doi.org/10.1029/1999JD900172>, 1999.
- 585 Andreae, M. O. and Gelencsér, A.: Black carbon or brown carbon? The nature of light-absorbing carbonaceous aerosols, *Atmospheric Chemistry and Physics*, 6, 3131–3148, <https://doi.org/10.5194/acp-6-3131-2006>, 2006.
- Andreae, M. O. and Merlet, P.: Emission of trace gases and aerosols from biomass burning, *Global Biogeochemical Cycles*, 15, 955–966, <https://doi.org/10.1029/2000GB001382>, 2001.
- 590 Ansmann, A., Baars, H., Tesche, M., Müller, D., Althausen, D., Engelmann, R., Pauliquevis, T., and Artaxo, P.: Dust and smoke transport from Africa to South America: Lidar profiling over Cape Verde and the Amazon rainforest, *Geophysical Research Letters*, 36, L11802, <https://doi.org/10.1029/2009GL037923>, 2009.
- Baars, H., Ansmann, A., Althausen, D., Engelmann, R., Artaxo, P., Pauliquevis, T., and Souza, R.: Further evidence for significant smoke transport from Africa to Amazonia, *Geophysical Research Letters*, 38, n/a-n/a, <https://doi.org/10.1029/2011GL049200>, 2011.
- 595 Balkanski, Y., Schulz, M., Claquin, T., and Guibert, S.: Reevaluation of Mineral aerosol radiative forcings suggests a better agreement with satellite and AERONET data, *Atmospheric Chemistry & Physics*, 7, 81–95, <https://doi.org/10.5194/acp-7-81-2007>, 2007.
- 600 Baylon, P., Jaffe, D. A., Wigder, N. L., Gao, H., and Hee, J.: Ozone enhancement in western US wildfire plumes at the Mt. Bachelor Observatory: The role of NO_x, *Atmospheric Environment*, 109, 297–304, <https://doi.org/10.1016/j.atmosenv.2014.09.013>, 2015.
- Baylon, P., Jaffe, D. A., de Gouw, J., and Warneke, C.: Influence of Long-Range Transport of Siberian Biomass Burning at the Mt. Bachelor Observatory during the Spring of 2015, *Aerosol and Air Quality Research*, 17, 2751–2761, <https://doi.org/10.4209/aaqr.2017.06.0213>, 2017.
- 605 Bellouin, N., Quaas, J., Gryspeerdt, E., Kinne, S., Stier, P., Watson-Parris, D., Boucher, O., Carslaw, K. S., Christensen, M., Daniau, A.-L., Dufresne, J.-L., Feingold, G., Fiedler, S., Forster, P., Gettelman, A., Haywood, J. M., Lohmann, U., Malavelle, F., Mauritsen, T., McCoy, D. T., Myhre, G., Mülmenstädt, J., Neubauer, D., Possner, A., Rugenstein, M., Sato, Y., Schulz, M.,

- 610 Schwartz, S. E., Sourdeval, O., Storelvmo, T., Toll, V., Winker, D., and Stevens, B.: Bounding Global Aerosol Radiative Forcing of Climate Change, *Reviews of Geophysics*, 58, e2019RG000660, <https://doi.org/10.1029/2019RG000660>, 2020.
- Bergstrom, R. W., Pilewskie, P., Russell, P. B., Redemann, J., Bond, T. C., Quinn, P. K., and Sierau, B.: Spectral absorption properties of atmospheric aerosols, *Atmospheric Chemistry and Physics*, 7, 5937–5943, <https://doi.org/10.5194/acp-7-5937-2007>, 2007.
- 615 Bond, T. C., Doherty, S. J., Fahey, D. W., Forster, P. M., Berntsen, T., DeAngelo, B. J., Flanner, M. G., Ghan, S., Kärcher, B., Koch, D., Kinne, S., Kondo, Y., Quinn, P. K., Sarofim, M. C., Schultz, M. G., Schulz, M., Venkataraman, C., Zhang, H., Zhang, S., Bellouin, N., Guttikunda, S. K., Hopke, P. K., Jacobson, M. Z., Kaiser, J. W., Klimont, Z., Lohmann, U., Schwarz, J. P., Shindell, D., Storelvmo, T., Warren, S. G., and Zender, C. S.: Bounding the role of black carbon in the climate system: A scientific assessment, *Journal of Geophysical Research: Atmospheres*, 118, 5380–5552, <https://doi.org/10.1002/jgrd.50171>, 2013.
- 620 Boucher, O., Randall, D., Artaxo, P., Bretherton, C., Feingold, G., Forster, P., Kerminen, V.-M., Kondo, Y., Liao, H., Lohmann, U., Rasch, P., Satheesh, S. K., Sherwood, S., Stevens, B., and Zhang, X. Y.: Clouds and Aerosols, in: *Climate Change 2013: The Physical Science Basis. Contribution of Working Group I to the Fifth Assessment Report of the Intergovernmental Panel on Climate Change*, edited by: Stocker, T. F., Qin, D., Plattner, G.-K., Tignor, M., Allen, S. K., Boschung, J., Nauels, A., Xia, Y., Bex, V., and Midgley, P. M., Cambridge University Press, Cambridge, United Kingdom and New York, NY, USA, 571–658,
- 630 <https://doi.org/10.1017/CBO9781107415324.016>, 2013.
- Boucher, O., Servonnat, J., Albright, A. L., Aumont, O., Balkanski, Y., Bastrikov, V., Bekki, S., Bonnet, R., Bony, S., Bopp, L., Braconnot, P., Brockmann, P., Cadule, P., Caubel, A., Cheruy, F., Codron, F., Cozic, A., Cugnet, D., D’Andrea, F., Davini, P., Lavergne, C., Denvil, S., Deshayes, J., Devilliers, M., Ducharne, A., Dufresne, J.-L., Dupont, E., Éthé, C., Fairhead, L., Falletti, L., Flavoni, S., Foujols, M.-A., Gardoll, S., Gastineau, G., Ghattas, J., Grandpeix, J.-Y., Guenet, B., Guez, Lionel, E., Guilyardi, E., Guimberteau, M., Hauglustaine, D., Hourdin, F., Idelkadi, A., Joussaume, S., Kageyama, M., Khodri, M., Krinner, G., Lebas, N., Levavasseur, G., Lévy, C., Li, L., Lott, F., Lurton, T., Luyssaert, S., Madec, G., Madeleine, J.-B., Maignan, F., Marchand, M., Marti, O., Mellul, L., Meurdesoif, Y., Mignot, J., Musat, I., Ottlé, C., Peylin, P.,
- 640 Planton, Y., Polcher, J., Rio, C., Rochetin, N., Rousset, C., Sepulchre, P., Sima, A., Swingedouw, D., Thiéblemont, R., Traore, A. K., Vancoppenolle, M., Vial, J., Vialard, J., Viovy, N., and Vuichard, N.: Presentation and Evaluation of the IPSL-CM6A-LR Climate Model, *Journal of Advances in Modeling Earth Systems*, 12, e2019MS002010, <https://doi.org/10.1029/2019MS002010>, 2020.
- 645 Briggs, N. L., Jaffe, D. A., Gao, H., Hee, J. R., Baylon, P. M., Zhang, Q., Zhou, S., Collier, S. C., Sampson, P. D., and Cary, R. A.: Particulate Matter, Ozone, and Nitrogen Species in Aged Wildfire Plumes Observed at the Mount Bachelor Observatory, *Aerosol and Air Quality Research*, 16, 3075–3087, <https://doi.org/10.4209/aaqr.2016.03.0120>, 2016.
- 650 Brown, H., Liu, X., Pokhrel, R., Murphy, S., Lu, Z., Saleh, R., Mielonen, T., Kokkola, H., Bergman, T., Myhre, G., Skeie, R. B., Watson-Paris, D., Stier, P., Johnson, B., Bellouin, N., Schulz, M., Vakkari, V., Beukes, J. P., van Zyl, P. G., Liu, S., and Chand, D.: Biomass burning aerosols in most climate models are too absorbing, *Nature Communications*, 12, 277, <https://doi.org/10.1038/s41467-020-20482-9>, 2021.

- 655 Cappa, C. D., Lim, C. Y., Hagan, D. H., Coggon, M., Koss, A., Sekimoto, K., de Gouw, J.,
Onasch, T. B., Warneke, C., and Kroll, J. H.: Biomass-burning-derived particles from a wide
variety of fuels – Part 2: Effects of photochemical aging on particle optical and chemical
properties, *Atmos. Chem. Phys.*, 20, 8511–8532, 10.5194/acp-20-8511-2020, 2020.
- 660 Carrico, C. M., Prenni, A. J., Kreidenweis, S. M., Levin, E. J. T., McCluskey, C. S., DeMott, P.
J., McMeeking, G. R., Nakao, S., Stockwell, C., and Yokelson, R. J.: Rapidly evolving ultrafine
and fine mode biomass smoke physical properties: Comparing laboratory and field results,
Journal of Geophysical Research: Atmospheres, 121, 5750–5768,
<https://doi.org/10.1002/2015JD024389>, 2016.
- 665 Chalbot, M.-C., McElroy, B., and Kavouras, I. G.: Sources, trends and regional impacts of fine
particulate matter in southern Mississippi valley: significance of emissions from sources in the
Gulf of Mexico coast, *Atmospheric Chemistry and Physics*, 13, 3721–3732,
<https://doi.org/10.5194/acp-13-3721-2013>, 2013.
- Clements, C. B., Zhong, S., Bian, X., Heilman, W. E., and Byun, D. W.: First observations of
turbulence generated by grass fires, *Journal of Geophysical Research: Atmospheres*, 113,
<https://doi.org/https://doi.org/10.1029/2008JD010014>, 2008.
- 670 Collier, S., Zhou, S., Onasch, T. B., Jaffe, D. A., Kleinman, L., Sedlacek, A. J., Briggs, N. L.,
Hee, J., Fortner, E., Shilling, J. E., Worsnop, D., Yokelson, R. J., Parworth, C., Ge, X., Xu, J.,
Butterfield, Z., Chand, D., Dubey, M. K., Pekour, M. S., Springston, S., and Zhang, Q.: Regional
Influence of Aerosol Emissions from Wildfires Driven by Combustion Efficiency: Insights from
the BBOP Campaign, *Environmental Science & Technology*, 50, 8613–8622,
675 <https://doi.org/10.1021/acs.est.6b01617>, 2016.
- Creamean, J. M., Neiman, P. J., Coleman, T., Senff, C. J., Kirgis, G., Alvarez, R. J., and
Yamamoto, A.: Colorado air quality impacted by long-range-transported aerosol: a set of case
studies during the 2015 Pacific Northwest fires, *Atmospheric Chemistry and Physics*, 16, 12329–
12345, <https://doi.org/10.5194/acp-16-12329-2016>, 2016.
- 680 Dasari, S., Andersson, A., Bikkina, S., Holmstrand, H., Budhavant, K., Satheesh, S., Asmi, E.,
Kesti, J., Backman, J., Salam, A., Bisht, D. S., Tiwari, S., Hameed, Z., and Gustafsson, Ö.:
Photochemical degradation affects the light absorption of water-soluble brown carbon in the
South Asian outflow, *Science Advances*, 5, eaau8066, doi:10.1126/sciadv.aau8066, 2019.
- 685 Decker, Z. C. J., Wang, S., Bourgeois, I., Campuzano Jost, P., Coggon, M. M., DiGangi, J. P.,
Diskin, G. S., Flocke, F. M., Franchin, A., Fredrickson, C. D., Gkatzelis, G. I., Hall, S. R.,
Halliday, H., Hayden, K., Holmes, C. D., Huey, L. G., Jimenez, J. L., Lee, Y. R., Lindaas, J.,
Middlebrook, A. M., Montzka, D. D., Neuman, J. A., Nowak, J. B., Pagonis, D., Palm, B. B.,
Peischl, J., Piel, F., Rickly, P. S., Robinson, M. A., Rollins, A. W., Ryerson, T. B., Sekimoto, K.,
Thornton, J. A., Tyndall, G. S., Ullmann, K., Veres, P. R., Warneke, C., Washenfelder, R. A.,
690 Weinheimer, A. J., Wisthaler, A., Womack, C., and Brown, S. S.: Novel Analysis to Quantify
Plume Crosswind Heterogeneity Applied to Biomass Burning Smoke, *Environmental Science &
Technology*, 55, 15646–15657, <https://doi.org/10.1021/acs.est.1c03803>, 2021.
- 695 Denjean, C., Formenti, P., Desboeufs, K., Chevaillier, S., Triquet, S., Maillé, M., Cazaunau, M.,
Laurent, B., Mayol-Bracero, O. L., Vallejo, P., Quiñones, M., Gutierrez-Molina, I. E., Cassola,
F., Prati, P., Andrews, E., and Ogren, J.: Size distribution and optical properties of African

- mineral dust after intercontinental transport, *Journal of Geophysical Research: Atmospheres*, 121, 7117–7138, <https://doi.org/10.1002/2016JD024783>, 2016.
- 700 DeSouza-Machado, S. G., Strow, L. L., Imbiriba, B., McCann, K., Hoff, R. M., Hannon, S. E., Martins, J. v, Tanré, D., Deuzé, J. L., Ducos, F., and Torres, O.: Infrared retrievals of dust using AIRS: Comparisons of optical depths and heights derived for a North African dust storm to other collocated EOS A-Train and surface observations, *Journal of Geophysical Research*, 115, D15201, <https://doi.org/10.1029/2009JD012842>, 2010.
- 705 Desyaterik, Y., Sun, Y., Shen, X., Lee, T., Wang, X., Wang, T., and Collett, J. L.: Speciation of “brown” carbon in cloud water impacted by agricultural biomass burning in eastern China, *Journal of Geophysical Research: Atmospheres*, 118, 7389–7399, <https://doi.org/10.1002/jgrd.50561>, 2013.
- Durant, A. J., Harrison, S. P., Watson, I. M., and Balkanski, Y.: Sensitivity of direct radiative forcing by mineral dust to particle characteristics, *Progress in Physical Geography: Earth and Environment*, 33, 80–102, <https://doi.org/10.1177/0309133309105034>, 2009.
- 710 Farley, R., Bernays, N., Ketcherside, D., Jaffe, D. A., Hu, L., Zhou, S., Collier, S., and Zhang, Q.: Persistent Influence of Wildfire Emissions in the Western United States and Characteristics of Aged Biomass Burning Organic Aerosols Under Clean Air Conditions, *Environmental science & technology*, 56(6), 3645–3657, doi:10.1021/acs.est.1c07301, 2022
- 715 Fischer, E. v, Hsu, N. C., Jaffe, D. A., Jeong, M.-J., and Gong, S. L.: A decade of dust: Asian dust and springtime aerosol load in the U.S. Pacific Northwest, *Geophysical Research Letters*, 36, <https://doi.org/https://doi.org/10.1029/2008GL036467>, 2009.
- Fischer, E. v., Jaffe, D. A., Marley, N. A., Gaffney, J. S., and Marchany-Rivera, A.: Optical properties of aged Asian aerosols observed over the U.S. Pacific Northwest, *Journal of Geophysical Research Atmospheres*, 115, D20209, <https://doi.org/10.1029/2010JD013943>, 2010.
- 720 Flannigan, M., Stocks, B., Turetsky, M., and Wotton, M.: Impacts of climate change on fire activity and fire management in the circumboreal forest, *Global Change Biology*, 15, 549–560, <https://doi.org/10.1111/j.1365-2486.2008.01660.x>, 2009.
- 725 Forrister, H., Liu, J., Scheuer, E., Dibb, J., Ziemba, L., Thornhill, K. L., Anderson, B., Diskin, G., Perring, A. E., Schwarz, J. P., Campuzano-Jost, P., Day, D. A., Palm, B. B., Jimenez, J. L., Nenes, A., and Weber, R. J.: Evolution of brown carbon in wildfire plumes, *Geophysical Research Letters*, 42, 4623–4630, <https://doi.org/10.1002/2015GL063897>, 2015.
- 730 Franklin, J. E., Drummond, J. R., Griffin, D., Pierce, J. R., Waugh, D. L., Palmer, P. I., Parrington, M., Lee, J. D., Lewis, A. C., Rickard, A. R., Taylor, J. W., Allan, J. D., Coe, H., Walker, K. A., Chisholm, L., Duck, T. J., Hopper, J. T., Blanchard, Y., Gibson, M. D., Curry, K. R., Sakamoto, K. M., Lesins, G., Dan, L., Kliever, J., and Saha, A.: A case study of aerosol scavenging in a biomass burning plume over eastern Canada during the 2011 BORTAS field experiment, *Atmospheric Chemistry and Physics*, 14, 8449–8460, <https://doi.org/10.5194/acp-14-8449-2014>, 2014.
- 735 Garofalo, L. A., Pothier, M. A., Levin, E. J. T., Campos, T., Kreidenweis, S. M., and Farmer, D. K.: Emission and Evolution of Submicron Organic Aerosol in Smoke from Wildfires in the Western United States, *ACS Earth and Space Chemistry*, 3, 1237–1247, <https://doi.org/10.1021/acsearthspacechem.9b00125>, 2019.

- 740 Gratz, L. E., Jaffe, D. A., and Hee, J. R.: Causes of increasing ozone and decreasing carbon monoxide in springtime at the Mt. Bachelor Observatory from 2004 to 2013, *Atmospheric Environment*, 109, 323–330, <https://doi.org/10.1016/j.atmosenv.2014.05.076>, 2015.
- Grimm, H. and Eatough, D. *Aerosol Measurement: The Use of Optical Light Scattering for the Determination of Particulate Size Distribution, and Particulate Mass, Including the Semi-Volatile Fraction*. Journal of the Air & Waste Management Association (1995). 59. 101-7. 10.3155/1047-3289.59.1.101, 2009.
- 745 Hand, J. L. and Malm, W. C.: Review of aerosol mass scattering efficiencies from ground-based measurements since 1990, <https://doi.org/10.1029/2007JD008484>, 18 August 2007.
- 750 Healy, R. M., Wang, J. M., Jeong, C.-H., Lee, A. K. Y., Willis, M. D., Jaroudi, E., Zimmerman, N., Hilker, N., Murphy, M., Eckhardt, S., Stohl, A., Abbatt, J. P. D., Wenger, J. C., and Evans, G. J.: Light-absorbing properties of ambient black carbon and brown carbon from fossil fuel and biomass burning sources, *Journal of Geophysical Research: Atmospheres*, 120, 6619–6633, <https://doi.org/10.1002/2015JD023382>, 2015.
- Hems, R. F., Schnitzler, E. G., Liu-Kang, C., Cappa, C. D., and Abbatt, J. P. D.: Aging of Atmospheric Brown Carbon Aerosol, *ACS Earth and Space Chemistry*, 5, 722–748, <https://doi.org/10.1021/acsearthspacechem.0c00346>, 2021.
- 755 Hobbs, P. v., Sinha, P., Yokelson, R. J., Christian, T. J., Blake, D. R., Gao, S., Kirchstetter, T. W., Novakov, T., and Pilewskie, P.: Evolution of gases and particles from a savanna fire in South Africa, *Journal of Geophysical Research: Atmospheres*, 108, <https://doi.org/10.1029/2002jd002352>, 2003.
- 760 Hodshire, A. L., Akherati, A., Alvarado, M. J., Brown-Steiner, B., Jathar, S. H., Jimenez, J. L., Kreidenweis, S. M., Lonsdale, C. R., Onasch, T. B., Ortega, A. M., and Pierce, J. R.: Aging Effects on Biomass Burning Aerosol Mass and Composition: A Critical Review of Field and Laboratory Studies, *Environmental Science & Technology*, 53, 10007–10022, <https://doi.org/10.1021/acs.est.9b02588>, 2019.
- 765 Hosseini, S., Li, Q., Cocker, D., Weise, D., Miller, A., Shrivastava, M., Miller, J. W., Mahalingam, S., Princevac, M., and Jung, H.: Particle size distributions from laboratory-scale biomass fires using fast response instruments, *Atmospheric Chemistry and Physics*, 10, 8065–8076, <https://doi.org/10.5194/acp-10-8065-2010>, 2010.
- 770 Jaffe, D. A., O'Neill, S. M., Larkin, N. K., Holder, A. L., Peterson, D. L., Halofsky, J. E., and Rappold, A. G.: Wildfire and prescribed burning impacts on air quality in the United States, *Journal of the Air & Waste Management Association*, 70, 583–615, <https://doi.org/10.1080/10962247.2020.1749731>, 2020.
- 775 Jahn, L. G., Jahl, L. G., Bland, G. D., Bowers, B. B., Monroe, L. W., and Sullivan, R. C.: Metallic and Crustal Elements in Biomass-Burning Aerosol and Ash: Prevalence, Significance, and Similarity to Soil Particles, *ACS Earth and Space Chemistry*, 5, 136–148, <https://doi.org/10.1021/acsearthspacechem.0c00191>, 2021.
- Johnson, M. S., Strawbridge, K., Knowland, K. E., Keller, C., and Travis, M.: Long-range transport of Siberian biomass burning emissions to North America during FIREX-AQ, *Atmospheric Environment*, 252, 118241, <https://doi.org/10.1016/j.atmosenv.2021.118241>, 2021.

- 780 Jolleys, M. D., Coe, H., McFiggans, G., Taylor, J. W., O’Shea, S. J., le Breton, M., Bauguitte, S. J.-B., Moller, S., di Carlo, P., Aruffo, E., Palmer, P. I., Lee, J. D., Percival, C. J., and Gallagher, M. W.: Properties and evolution of biomass burning organic aerosol from Canadian boreal forest fires, *Atmospheric Chemistry and Physics*, 15, 3077–3095, <https://doi.org/10.5194/acp-15-3077-2015>, 2015.
- 785 Jung, C. H., Lee, J. Y., and Kim, Y. P.: Changes in the Ångström exponent during aerosol coagulation and condensation, *Asian Journal of Atmospheric Environment*, 6, 304–313, <https://doi.org/10.5572/ajae.2012.6.4.304>, 2012.
- 790 Kaaden, N., Massling, A., Schladitz, A., MüLLER, T., Kandler, K., SchÜTZ, L., Weinzierl, B., Petzold, A., Tesche, M., Leinert, S., Deutscher, C., Ebert, M., Weinbruch, S., and Wiedensohler, A.: State of mixing, shape factor, number size distribution, and hygroscopic growth of the Saharan anthropogenic and mineral dust aerosol at Tinfou, Morocco, *Tellus B: Chemical and Physical Meteorology*, 61, 51–63, <https://doi.org/10.1111/j.1600-0889.2008.00388.x>, 2009.
- 795 Kandler, K., SchÜTZ, L., Deutscher, C., Ebert, M., Hofmann, H., JäCKEL, S., Jaenicke, R., Knippertz, P., Lieke, K., Massling, A., Petzold, A., Schladitz, A., Weinzierl, B., Wiedensohler, A., Zorn, S., and Weinbruch, S.: Size distribution, mass concentration, chemical and mineralogical composition and derived optical parameters of the boundary layer aerosol at Tinfou, Morocco, during SAMUM 2006, *Tellus B: Chemical and Physical Meteorology*, 61, 32–50, <https://doi.org/10.1111/j.1600-0889.2008.00385.x>, 2009.
- 800 Kirchstetter, T. W. and Thatcher, T. L.: Contribution of organic carbon to wood smoke particulate matter absorption of solar radiation, *Atmospheric Chemistry and Physics*, 12, 6067–6072, <https://doi.org/10.5194/acp-12-6067-2012>, 2012.
- 805 Kleinman, L. I., Sedlacek III, A. J., Adachi, K., Buseck, P. R., Collier, S., Dubey, M. K., Hodshire, A. L., Lewis, E., Onasch, T. B., Pierce, J. R., Shilling, J., Springston, S. R., Wang, J., Zhang, Q., Zhou, S., and Yokelson, R. J.: Rapid evolution of aerosol particles and their optical properties downwind of wildfires in the western US, *Atmospheric Chemistry and Physics*, 20, 13319–13341, <https://doi.org/10.5194/acp-20-13319-2020>, 2020.
- 810 Kondo, Y., Matsui, H., Moteki, N., Sahu, L., Takegawa, N., Kajino, M., Zhao, Y., Cubison, M. J., Jimenez, J. L., Vay, S., Diskin, G. S., Anderson, B., Wisthaler, A., Mikoviny, T., Fuelberg, H. E., Blake, D. R., Huey, G., Weinheimer, A. J., Knapp, D. J., and Brune, W. H.: Emissions of black carbon, organic, and inorganic aerosols from biomass burning in North America and Asia in 2008, *Journal of Geophysical Research*, 116, D08204, <https://doi.org/10.1029/2010JD015152>, 2011.
- 815 Konovalov, I. B., Golovushkin, N. A., Beekmann, M., and Andreae, M. O.: Insights into the aging of biomass burning aerosol from satellite observations and 3D atmospheric modeling: evolution of the aerosol optical properties in Siberian wildfire plumes, *Atmospheric Chemistry and Physics*, 21, 357–392, <https://doi.org/10.5194/acp-21-357-2021>, 2021.
- Lack, D. A. and Langridge, J. M.: On the attribution of black and brown carbon light absorption using the Ångström exponent, *Atmospheric Chemistry and Physics*, 13, 10535–10543, <https://doi.org/10.5194/acp-13-10535-2013>, 2013.
- 820 Laing, J. R., Jaffe, D. A., and Hee, J. R.: Physical and optical properties of aged biomass burning aerosol from wildfires in Siberia and the Western USA at the Mt. Bachelor Observatory,

- Atmospheric Chemistry and Physics, 16, 15185–15197, <https://doi.org/10.5194/acp-16-15185-2016>, 2016.
- Laing, J. R., Jaffe, D. A., and Sedlacek Arthur J., I. I. I.: Comparison of Filter-based Absorption Measurements of Biomass Burning Aerosol and Background Aerosol at the Mt. Bachelor Observatory, *Aerosol and Air Quality Research*, 20, 663–678, <https://doi.org/10.4209/aaqr.2019.06.0298>, 2020.
- Laskin, A., Laskin, J., and Nizkorodov, S. A.: Chemistry of Atmospheric Brown Carbon, *Chemical Reviews*, 115, 4335–4382, <https://doi.org/10.1021/cr5006167>, 2015.
- Lee, Y.-G. and Cho, C.-H.: Characteristics of Aerosol Size Distribution for a Severe Asian Dust Event Observed at Anmyeon, Korea in April 2006, *Journal of the Korean Meteorological Society*, 43, 87–96, 2007.
- Levin, E. J. T., McMeeking, G. R., Carrico, C. M., Mack, L. E., Kreidenweis, S. M., Wold, C. E., Moosmüller, H., Arnott, W. P., Hao, W. M., Collett, J. L., and Malm, W. C.: Biomass burning smoke aerosol properties measured during Fire Laboratory at Missoula Experiments (FLAME), *Journal of Geophysical Research*, 115, D18210, <https://doi.org/10.1029/2009JD013601>, 2010.
- Li, C., He, Q., Hettiyadura, A. P. S., Käfer, U., Shmul, G., Meidan, D., Zimmermann, R., Brown, S. S., George, C., Laskin, A., and Rudich, Y.: Formation of Secondary Brown Carbon in Biomass Burning Aerosol Proxies through NO₃ Radical Reactions, *Environmental Science & Technology*, 54, 1395–1405, <https://doi.org/10.1021/acs.est.9b05641>, 2020.
- Li, M., Shen, F., and Sun, X.: 2019–2020 Australian bushfire air particulate pollution and impact on the South Pacific Ocean, *Scientific Reports*, 11, 12288, <https://doi.org/10.1038/s41598-021-91547-y>, 2021.
- Liang, C.-S., Yu, T.-Y., Chang, Y.-Y., Syu, J.-Y., and Lin, W.-Y.: Source Apportionment of PM_{2.5} Particle Composition and Submicrometer Size Distribution during an Asian Dust Storm and Non-Dust Storm in Taipei, *Aerosol and Air Quality Research*, 13, 545–554, <https://doi.org/10.4209/aaqr.2012.06.0161>, 2013.
- Liao, J., Wolfe, G. M., Hannun, R. A., st. Clair, J. M., Hanisco, T. F., Gilman, J. B., Lamplugh, A., Selimovic, V., Diskin, G. S., Nowak, J. B., Halliday, H. S., DiGangi, J. P., Hall, S. R., Ullmann, K., Holmes, C. D., Fite, C. H., Agastra, A., Ryerson, T. B., Peischl, J., Bourgeois, I., Warneke, C., Coggon, M. M., Gkatzelis, G. I., Sekimoto, K., Fried, A., Richter, D., Weibring, P., Apel, E. C., Hornbrook, R. S., Brown, S. S., Womack, C. C., Robinson, M. A., Washenfelder, R. A., Veres, P. R., and Neuman, J. A.: Formaldehyde evolution in US wildfire plumes during the Fire Influence on Regional to Global Environments and Air Quality experiment (FIREX-AQ), *Atmospheric Chemistry and Physics*, 21, 18319–18331, <https://doi.org/10.5194/acp-21-18319-2021>, 2021.
- Liu, D., He, C., Schwarz, J. P., and Wang, X.: Lifecycle of light-absorbing carbonaceous aerosols in the atmosphere, *npj Climate and Atmospheric Science*, 3, 40, <https://doi.org/10.1038/s41612-020-00145-8>, 2020.
- Liu, D., Hu, K., Zhao, D., Ding, S., Wu, Y., Zhou, C., Yu, C., Tian, P., Liu, Q., Bi, K., Wu, Y., Hu, B., Ji, D., Kong, S., Ouyang, B., He, H., Huang, M., and Ding, D.: Efficient Vertical

- Transport of Black Carbon in the Planetary Boundary Layer, *Geophysical Research Letters*, 47, e2020GL088858, <https://doi.org/10.1029/2020GL088858>, 2020.
- 865 Liu, D., Li, S., Hu, D., Kong, S., Cheng, Y., Wu, Y., Ding, S., Hu, K., Zheng, S., Yan, Q., Zheng, H., Zhao, D., Tian, P., Ye, J., Huang, M., and Ding, D.: Evolution of Aerosol Optical Properties from Wood Smoke in Real Atmosphere Influenced by Burning Phase and Solar Radiation, *Environmental Science & Technology*, 55, 5677–5688, 10.1021/acs.est.0c07569, 2021.
- 870 Liu, Y., Goodrick, S., and Heilman, W.: Wildland fire emissions, carbon, and climate: Wildfire–climate interactions, *Forest Ecology and Management*, 317, 80–96, <https://doi.org/10.1016/j.foreco.2013.02.020>, 2014.
- 875 Makar, P. A., Akingunola, A., Chen, J., Pabla, B., Gong, W., Stroud, C., Sioris, C., Anderson, K., Cheung, P., Zhang, J., and Milbrandt, J.: Forest-fire aerosol--weather feedbacks over western North America using a high-resolution, online coupled air-quality model, *Atmospheric Chemistry and Physics*, 21, 10557–10587, <https://doi.org/10.5194/acp-21-10557-2021>, 2021.
- Maudlin, L. C., Wang, Z., Jonsson, H. H., and Sorooshian, A.: Impact of wildfires on size-resolved aerosol composition at a coastal California site, *Atmospheric Environment*, 119, 59–68, <https://doi.org/10.1016/j.atmosenv.2015.08.039>, 2015.
- 880 May, A. A., Levin, E. J. T., Hennigan, C. J., Riipinen, I., Lee, T., Collett, J. L., Jimenez, J. L., Kreidenweis, S. M., and Robinson, A. L.: Gas-particle partitioning of primary organic aerosol emissions: 3. Biomass burning, *Journal of Geophysical Research: Atmospheres*, 118, 11,327–11,338, <https://doi.org/10.1002/jgrd.50828>, 2013.
- 885 May, A. A., McMeeking, G. R., Lee, T., Taylor, J. W., Craven, J. S., Burling, I., Sullivan, A. P., Akagi, S., Collett, J. L., Flynn, M., Coe, H., Urbanski, S. P., Seinfeld, J. H., Yokelson, R. J., and Kreidenweis, S. M.: Aerosol emissions from prescribed fires in the United States: A synthesis of laboratory and aircraft measurements, *Journal of Geophysical Research: Atmospheres*, 119, 11,826–11,849, <https://doi.org/10.1002/2014JD021848>, 2014.
- 890 McMeeking, G. R.: Observations of smoke-influenced aerosol during the Yosemite Aerosol Characterization Study: Size distributions and chemical composition, *Journal of Geophysical Research*, 110, D09206, <https://doi.org/10.1029/2004JD005389>, 2005.
- 895 Mohr, C., Lopez-Hilfiker, F. D., Zotter, P., Prévôt, A. S. H., Xu, L., Ng, N. L., Herndon, S. C., Williams, L. R., Franklin, J. P., Zahniser, M. S., Worsnop, D. R., Knighton, W. B., Aiken, A. C., Gorkowski, K. J., Dubey, M. K., Allan, J. D., and Thornton, J. A.: Contribution of Nitrated Phenols to Wood Burning Brown Carbon Light Absorption in Detling, United Kingdom during Winter Time, *Environmental Science & Technology*, 47, 6316–6324, <https://doi.org/10.1021/es400683v>, 2013.
- Mori, T., Kondo, Y., Ohata, S., Zhao, Y., Sinha, P. R., Oshima, N., Matsui, H., Moteki, N., and Koike, M.: Seasonal Variation of Wet Deposition of Black Carbon in Arctic Alaska, *Journal of Geophysical Research: Atmospheres*, 125, <https://doi.org/10.1029/2019JD032240>, 2020.
- 900 Nguyen, T. B., Laskin, A., Laskin, J., and Nizkorodov, S. A.: Brown carbon formation from ketoaldehydes of biogenic monoterpenes, *Faraday Discuss.*, 165, 473–494, <https://doi.org/10.1039/C3FD00036B>, 2013.

- 905 Nisantzi, A., Mamouri, R. E., Ansmann, A., and Hadjimitsis, D.: Injection of mineral dust into the free troposphere during fire events observed with polarization lidar at Limassol, Cyprus, *Atmospheric Chemistry and Physics*, 14, 12155–12165, <https://doi.org/10.5194/acp-14-12155-2014>, 2014.
- 910 Pierce, J. R., Chen, K., and Adams, P. J.: Contribution of primary carbonaceous aerosol to cloud condensation nuclei: processes and uncertainties evaluated with a global aerosol microphysics model, *Atmospheric Chemistry and Physics*, 7, 5447–5466, <https://doi.org/10.5194/acp-7-5447-2007>, 2007.
- Popovicheva, O., Kistler, M., Kireeva, E., Persiantseva, N., Timofeev, M., Kopeikin, V., and Kasper-Giebl, A.: Physicochemical characterization of smoke aerosol during large-scale wildfires: Extreme event of August 2010 in Moscow, *Atmospheric Environment*, 96, 405–414, <https://doi.org/https://doi.org/10.1016/j.atmosenv.2014.03.026>, 2014.
- 915 Raut, J.-C., Marelle, L., Fast, J. D., Thomas, J. L., Weinzierl, B., Law, K. S., Berg, L. K., Roiger, A., Easter, R. C., Heimerl, K., Onishi, T., Delanoë, J., and Schlager, H.: Cross-polar transport and scavenging of Siberian aerosols containing black carbon during the 2012 ACCESS summer campaign, *Atmospheric Chemistry and Physics*, 17, 10969–10995, <https://doi.org/10.5194/acp-17-10969-2017>, 2017.
- 920 Reid, J. S., Koppmann, R., Eck, T. F., and Eleuterio, D. P.: A review of biomass burning emissions part II: intensive physical properties of biomass burning particles, *Atmospheric Chemistry and Physics*, 5, 799–825, <https://doi.org/10.5194/acp-5-799-2005>, 2005.
- 925 Russell, P. B., Redemann, J., Schmid, B., et al.: Comparison of aerosol single-scattering albedos derived by diverse techniques in two North Atlantic experiments, *J. Atmos Sci.*, 59, 609–619, 2002.
- Saleh, R. From Measurements to Models: Toward Accurate Representation of Brown Carbon in Climate Calculations, *Current Poll. Rep.*, 6, 90-104, 2020.
- 930 Schill, G. P., Froyd, K. D., Bian, H., Kupc, A., Williamson, C., Brock, C. A., Ray, E., Hornbrook, R. S., Hills, A. J., Apel, E. C., Chin, M., Colarco, P. R., and Murphy, D. M.: Widespread biomass burning smoke throughout the remote troposphere, *Nature Geoscience*, 13, 422–427, <https://doi.org/10.1038/s41561-020-0586-1>, 2020.
- 935 Schlosser, J. S., Braun, R. A., Bradley, T., Dadashazar, H., MacDonald, A. B., Aldhaif, A. A., Aghdam, M. A., Mardi, A. H., Xian, P., and Sorooshian, A.: Analysis of aerosol composition data for western United States wildfires between 2005 and 2015: Dust emissions, chloride depletion, and most enhanced aerosol constituents, *Journal of geophysical research. Atmospheres : JGR*, 122, 8951–8966, <https://doi.org/10.1002/2017JD026547>, 2017.
- Seinfeld, J. H. and Pandis, S. N.: *Atmospheric chemistry and physics: From air pollution to climate change*, https://heronet.epa.gov/heronet/index.cfm/reference/download/reference_id/2079502, 2006.
- 940 Sihto, S.-L., Kulmala, M., Kerminen, V.-M., Dal Maso, M., Petäjä, T., Riipinen, I., Korhonen, H., Arnold, F., Janson, R., Boy, M., Laaksonen, A., and Lehtinen, K. E. J.: Atmospheric sulphuric acid and aerosol formation: implications from atmospheric measurements for nucleation and early growth mechanisms, *Atmospheric Chemistry and Physics*, 6, 4079–4091, <https://doi.org/10.5194/acp-6-4079-2006>, 2006.

- 945 Spracklen, D. v., Carslaw, K. S., Pöschl, U., Rap, A., and Forster, P. M.: Global cloud condensation nuclei influenced by carbonaceous combustion aerosol, *Atmospheric Chemistry and Physics*, 11, 9067–9087, <https://doi.org/10.5194/acp-11-9067-2011>, 2011.
- Stocks, B. J., Fosberg, M. A., Lynham, T. J., Mearns, L., Wotton, B. M., Yang, Q., Jin, J.-Z., Lawrence, K., Hartley, G. R., Mason, J. A., and McKENNEY, D. W.: Climate Change and Forest Fire Potential in Russian and Canadian Boreal Forests, *Climatic Change*, 38, 1–13, <https://doi.org/10.1023/A:1005306001055>, 1998.
- 950 Taylor, J. W., Allan, J. D., Allen, G., Coe, H., Williams, P. I., Flynn, M. J., le Breton, M., Muller, J. B. A., Percival, C. J., Oram, D., Forster, G., Lee, J. D., Rickard, A. R., Parrington, M., and Palmer, P. I.: Size-dependent wet removal of black carbon in Canadian biomass burning plumes, *Atmospheric Chemistry and Physics*, 14, 13755–13771, <https://doi.org/10.5194/acp-14-13755-2014>, 2014.
- 955 Titos, G., Ealo, M., Pandolfi, M., Pérez, N., Sola, Y., Sicard, M., Comerón, A., Querol, X., and Alastuey, A.: Spatiotemporal evolution of a severe winter dust event in the western Mediterranean: Aerosol optical and physical properties, *Journal of Geophysical Research: Atmospheres*, 122, 4052–4069, <https://doi.org/https://doi.org/10.1002/2016JD026252>, 2017.
- 960 Tröstl, J., Herrmann, E., Frege, C., Bianchi, F., Molteni, U., Bukowiecki, N., Hoyle, C. R., Steinbacher, M., Weingartner, E., Dommen, J., Gysel, M., and Baltensperger, U.: Contribution of new particle formation to the total aerosol concentration at the high-altitude site Jungfraujoch (3580 m asl, Switzerland), *Journal of Geophysical Research: Atmospheres*, 121, 11,611-692,711, <https://doi.org/https://doi.org/10.1002/2015JD024637>, 2016.
- 965 Updyke, K. M., Nguyen, T. B., and Nizkorodov, S. A.: Formation of brown carbon via reactions of ammonia with secondary organic aerosols from biogenic and anthropogenic precursors, *Atmospheric Environment*, 63, 22–31, <https://doi.org/https://doi.org/10.1016/j.atmosenv.2012.09.012>, 2012.
- 970 Vakkari, V., Kerminen, V., Beukes, J. P., Tiitta, P., Zyl, P. G., Josipovic, M., Venter, A. D., Jaars, K., Worsnop, D. R., Kulmala, M., and Laakso, L.: Rapid changes in biomass burning aerosols by atmospheric oxidation, *Geophysical Research Letters*, 41, 2644–2651, <https://doi.org/10.1002/2014GL059396>, 2014.
- 975 Virkkula, A.: Correction of the Calibration of the 3-wavelength Particle Soot Absorption Photometer (3λ PSAP), *Aerosol Science and Technology*, 44, 706–712, <https://doi.org/10.1080/02786826.2010.482110>, 2010.
- Wagner, R., Jähn, M., and Schepanski, K.: Wildfires as a source of airborne mineral dust -- revisiting a conceptual model using large-eddy simulation (LES), *Atmospheric Chemistry and Physics*, 18, 11863–11884, <https://doi.org/10.5194/acp-18-11863-2018>, 2018.
- 980 Weiss-Penzias, P., Jaffe, D. A., Swartzendruber, P., Dennison, J. B., Chand, D., Hafner, W., and Prestbo, E.: Observations of Asian air pollution in the free troposphere at Mount Bachelor Observatory during the spring of 2004, *Journal of Geophysical Research: Atmospheres*, 111, n/a-n/a, <https://doi.org/10.1029/2005JD006522>, 2006.
- 985 Westerling, A. L.: Increasing western US forest wildfire activity: sensitivity to changes in the timing of spring, *Philosophical Transactions of the Royal Society B: Biological Sciences*, 371, 20150178, <https://doi.org/10.1098/rstb.2015.0178>, 2016.

- Wigder, N. L., Jaffe, D. A., and Saketa, F. A.: Ozone and particulate matter enhancements from regional wildfires observed at Mount Bachelor during 2004–2011, *Atmospheric Environment*, 75, 24–31, <https://doi.org/10.1016/j.atmosenv.2013.04.026>, 2013.
- 990 Wiggins, E. B., Anderson, B. E., Brown, M. D., Campuzano-Jost, P., Chen, G., Crawford, J., Crosbie, E. C., Dibb, J., DiGangi, J. P., Diskin, G. S., Fenn, M., Gallo, F., Gargulinski, E. M., Guo, H., Hair, J. W., Halliday, H. S., Ichoku, C., Jimenez, J. L., Jordan, C. E., Katich, J. M., Nowak, J. B., Perring, A. E., Robinson, C. E., Sanchez, K. J., Schueneman, M., Schwarz, J. P., Shingler, T. J., Shook, M. A., Soja, A. J., Stockwell, C. E., Thornhill, K. L., Travis, K. R.,
- 995 Warneke, C., Winstead, E. L., Ziemba, L. D., and Moore, R. H.: Reconciling Assumptions in Bottom-Up and Top-Down Approaches for Estimating Aerosol Emission Rates From Wildland Fires Using Observations From FIREX-AQ, *Journal of Geophysical Research: Atmospheres*, 126, <https://doi.org/10.1029/2021JD035692>, 2021.
- 1000 Wigder, N. L., D. Jaffe and Saketa F., Ozone and Particulate Matter Enhancements from Regional Wildfires Observed at Mount Bachelor during 2004-2011, *Atmos. Envir.*, 75, 24-31, 2013.
- 1005 Winker, D. M., Pelon, J., Coakley, J. A., Ackerman, S. A., Charlson, R. J., Colarco, P. R., Flamant, P., Fu, Q., Hoff, R. M., Kittaka, C., Kubar, T. L., le Treut, H., McCormick, M. P., Mégie, G., Poole, L., Powell, K., Trepte, C., Vaughan, M. A., and Wielicki, B. A.: The CALIPSO Mission, *Bulletin of the American Meteorological Society*, 91, 1211–1230, <https://doi.org/10.1175/2010BAMS3009.1>, 2010.
- 1010 Wu, H., Taylor, J. W., Langridge, J. M., Yu, C., Allan, J. D., Szpek, K., Cotterell, M. I., Williams, P. I., Flynn, M., Barker, P., Fox, C., Allen, G., Lee, J., and Coe, H.: Rapid transformation of ambient absorbing aerosols from West African biomass burning, *Atmos. Chem. Phys.*, 21, 9417-9440, [10.5194/acp-21-9417-2021](https://doi.org/10.5194/acp-21-9417-2021), 2021.
- 1015 Xu, L., Crounse, J. D., Vasquez, K. T., Allen, H., Wennberg, P. O., Bourgeois, I., Brown, S. S., Campuzano-Jost, P., Coggon, M. M., Crawford, J. H., DiGangi, J. P., Diskin, G. S., Fried, A., Gargulinski, E. M., Gilman, J. B., Gkatzelis, G. I., Guo, H., Hair, J. W., Hall, S. R., Halliday, H. A., Hanisco, T. F., Hannun, R. A., Holmes, C. D., Huey, L. G., Jimenez, J. L., Lamplugh, A., Lee, Y. R., Liao, J., Lindaas, J., Neuman, J. A., Nowak, J. B., Peischl, J., Peterson, D. A., Piel, F., Richter, D., Rickly, P. S., Robinson, M. A., Rollins, A. W., Ryerson, T. B., Sekimoto, K., Selimovic, V., Shingler, T., Soja, A. J., St. Clair, J. M., Tanner, D. J., Ullmann, K., Veres, P. R., Walega, J., Warneke, C., Washenfelder, R. A., Weibring, P., Wisthaler, A., Wolfe, G. M., Womack, C. C., and Yokelson, R. J.: Ozone chemistry in western U.S. wildfire plumes, *Science Advances*, 7, eabl3648, <https://doi.org/10.1126/sciadv.abl3648>, 2021.
- 1020 Yokelson, R. J., Crounse, J. D., DeCarlo, P. F., Karl, T., Urbanski, S., Atlas, E., Campos, T., Shinozuka, Y., Kapustin, V., Clarke, A. D., Weinheimer, A., Knapp, D. J., Montzka, D. D., Holloway, J., Weibring, P., Flocke, F., Zheng, W., Toohey, D., Wennberg, P. O., Wiedinmyer, C., Mauldin, L., Fried, A., Richter, D., Walega, J., Jimenez, J. L., Adachi, K., Buseck, P. R.,
- 1025 Hall, S. R., and Shetter, R.: Emissions from biomass burning in the Yucatan, *Atmospheric Chemistry and Physics*, 9, 5785–5812, <https://doi.org/10.5194/acp-9-5785-2009>, 2009.
- Yu, F. and Hallar, A. G.: Difference in particle formation at a mountaintop location during spring and summer: Implications for the role of sulfuric acid and organics in nucleation, *Journal of*

- 1030 Geophysical Research: Atmospheres, 119, 12,246-12,255,
<https://doi.org/10.1002/2014JD022136>, 2014.
- Zhang, L. and Jaffe, D. A.: Trends and sources of ozone and sub-micron aerosols at the Mt. Bachelor Observatory (MBO) during 2004–2015, *Atmospheric Environment*, 165, 143–154, <https://doi.org/10.1016/j.atmosenv.2017.06.042>, 2017.
- 1035 Zhang, X., Mao, M., Chen, H., and Tang, S.: Theoretical study of scattering Angstrom exponent of coated black carbon aerosols: The effect of microphysical configurations, *Journal of Quantitative Spectroscopy and Radiative Transfer*, 256, <https://doi.org/10.1016/j.jqsrt.2020.107302>, 2020.
- 1040 Zhou, S., Collier, S., Jaffe, D. A., Briggs, N. L., Hee, J., Iii, A. J. S., Kleinman, L., Onasch, T. B., and Zhang, Q.: Regional influence of wildfires on aerosol chemistry in the western US and insights into atmospheric aging of biomass burning organic aerosol, *Atmospheric Chemistry and Physics*, 17, 2477–2493, <https://doi.org/10.5194/acp-17-2477-2017>, 2017.
- 1045 Zhou, S., Collier, S., Jaffe, D. A., and Zhang, Q.: Free tropospheric aerosols at the Mt. Bachelor Observatory: more oxidized and higher sulfate content compared to boundary layer aerosols, *Atmospheric Chemistry and Physics*, 19, 1571–1585, <https://doi.org/10.5194/acp-19-1571-2019>, 2019.

1050