

Chemical composition of secondary organic aerosol particles formed from mixtures of anthropogenic and biogenic precursors

Yunqi Shao¹, Aristeidis Voliotis¹, Mao Du¹, Yu Wang¹, Kelly Pereira^{3,*}, Jacqueline Hamilton³, M. Rami Alfara^{1,2,‡}, Gordon McFiggans¹

5

¹School of Earth and Environmental Science, University of Manchester, Manchester, M13, 9PL, UK

²National Centre for Atmospheric Science

³Wolfson Atmospheric Chemistry Laboratories, Department of Chemistry, University of York, York, YO105DD, UK

*Now at: Department of Life and Environmental Sciences, Bournemouth University, Dorset, BH12 5BB, UK

10 ‡ now at Environment & Sustainability Center, Qatar Environment & Energy Research Institute, Doha, Qatar

Correspondence to: Yunqi.Shao (Yunqi.Shao@Manchester.ac.uk)

15

20

25

30

Abstract.

A series of experiments were designed and conducted in the Manchester Aerosol Chamber (MAC) to study the photooxidation of single and mixed biogenic (isoprene and α -pinene) and anthropogenic (*o*-cresol) precursors in the presence of NO_x and ammonium sulphate seed particles. Several online techniques (HR-TOF-AMS, Semi-Continuous GC-MS, NO_x and O_3 analyser) were coupled to the MAC to monitor the gas and particle mass concentrations. Secondary Organic Aerosol (SOA) particles were collected onto a quartz fibre filter at the end of each experiment and analysed using liquid chromatography ultra-high resolution mass spectrometry (LC-Orbitrap MS). The SOA particle chemical composition in single and mixed precursor systems was investigated using non-targeted accurate mass analysis of measurements in both negative and positive ionization modes, significantly reducing data complexity and analysis time, providing a more complete assessment of the chemical composition. This non-targeted analysis is not widely used in environmental science and never previously in atmospheric simulation chamber studies. Products from α -pinene were found to dominate the binary mixed α -pinene / isoprene system in terms of signal contributed and the number of particle components detected. Isoprene photooxidation was found to generate negligible SOA particle mass under the investigated experimental conditions and isoprene-derived products made a negligible contribution to particle composition in the α -pinene / isoprene system. No compounds uniquely found in this system contributed sufficiently to be reliably considered as a tracer compound for the mixture. Methyl-nitrocatechol isomers ($\text{C}_7\text{H}_7\text{NO}_4$) and methyl-nitrophenol ($\text{C}_7\text{H}_7\text{NO}_3$) from *o*-cresol oxidation made dominant contributions to the SOA particle composition in both the *o*-cresol / isoprene and *o*-cresol / α -pinene binary systems in negative ionization mode. In contrast, interactions in the oxidation mechanisms led to the formation of compounds uniquely found in the mixed *o*-cresol containing binary systems in positive ionization mode. $\text{C}_9\text{H}_{11}\text{NO}$ and $\text{C}_8\text{H}_8\text{O}_{10}$ made large signal contributions in the *o*-cresol / isoprene binary system. The SOA molecular composition in the *o*-cresol / α -pinene system in positive ionization mode is mainly driven by the large molecular weight compounds (e.g. $\text{C}_{20}\text{H}_{31}\text{NO}_4$, and $\text{C}_{20}\text{H}_{30}\text{O}_3$) uniquely found in the mixture. The SOA particle chemical composition formed in the ternary system is more complex. The molecular composition and signal abundance are both markedly similar to those in the single α -pinene system in positive ionization mode, with major contributions from *o*-cresol products in negative ionization mode.

Formatted: Subscript

Formatted: Subscript

55 1. Introduction

1.1. Organic Aerosols and its impacts

Atmospheric aerosols affect climate directly through scattering or absorbing solar-radiation (Novakov and Penner, 1993; Andreae and Crutzen, 1997) and indirectly by acting as cloud condensation nuclei (CCN) (McFiggans et al., 2006). Exposure to particulate matter has also been directly linked to adverse impacts on human health (WHO, 2016). Organic aerosol significantly contributes to fine particulate matter (PM) in the atmosphere (Fiore et al., 2012; Jimenez et al., 2009), and can affect human health through the deep penetration of small aerosol particles into the lungs through inhalation, and the deposition of larger particles in the upper respiratory tract (Burnett et al., 2014). Fine PM has a wide variety of primary (e.g. agricultural

operations, industrial processes, and combustion processes) and secondary sources. In addition to secondary inorganic contributions from nitrate and sulphate, secondary organic aerosol (SOA) formed from the oxidation of atmospheric volatile organic vapours (VOCs) can make a major contribution (Hallquist et al., 2009).

1.2. SOA and its formation pathways

The chemical diversity of volatile organic compounds (VOCs) and their oxidation pathways substantially influence SOA chemical composition (Lim and Ziemann, 2009). VOCs can be both anthropogenic and biogenic in origin (Li et al., 2018). Common and abundant anthropogenic VOCs include aromatic hydrocarbons such as benzene, toluene and cresol, emitted from a wide variety of human activities, e.g. cooking and biomass-burning (Atkinson and Arey, 2003), with the latter being an oxidation product of the former two compounds (Schwantes et al., 2017). Biogenic VOCs, including isoprene and monoterpenes (e.g. α -pinene) are emitted in large quantities by vegetation, oceanic macroalgae and microalgae (Bravo-Linares et al., 2010; Atkinson and Arey, 2003). Once emitted into the atmosphere, VOCs undergo oxidation by the prevailing atmospheric oxidants; the hydroxyl radical (OH) during daytime, the nitrate radical (NO_3) at night-time, and the unsaturated fraction by ozone during both day and night (Atkinson, 1997). The oxidation of VOCs can result in the formation of both more and less volatile organic products (Jimenez et al., 2009). Low volatility organic products can condense onto existing particles or form new particles through nucleation if sufficiently low in volatility, as described by the gas-particle partitioning framework (Schervish and Donahue, 2020; Donahue et al., 2011). VOC oxidation can result in a range of multi-functional products. Multiple generations of gas phase oxidation results in continually evolving chemical speciation either in the gas or particulate phase (McNeill, 2015; Shrivastava et al., 2017) and owing to the complexity of gaseous and particulate phase oxidation pathways, SOA formation mechanisms remain unclear and require further investigation .

1.3. Prior studies of using offline techniques

Whilst techniques for online or semi-continuous SOA compositional measurements have recently become more widely adopted (Zhang et al., 2011; Ahlberg et al., 2017; Schwantes et al., 2017; Hamilton et al., 2021; Lopez-Hilfiker et al., 2014; Decarlo et al., 2006), offline techniques generally provide more detailed insight into molecular composition. Offline techniques such as gas chromatography mass spectrometry (GC-MS) (Ono-Ogasawara et al., 2008; Saldarriaga-Noreña et al., 2018; Cropper et al., 2018), and liquid chromatography mass spectrometry (LC-MS) (Coscollà et al., 2008; Buiarelli et al., 2017; Pereira et al., 2015) can identify the chemical composition for thousands of organic compounds, with some of the techniques revealing information about compound's structure, alluding to potential sources and formation mechanisms (Liu et al., 2007; Singh et al., 2011; Ono-Ogasawara et al., 2008; Carlton et al., 2009; Kroll et al., 2005a; Ng et al., 2008; Nestorowicz et al., 2018; Eddingsaas et al., 2012). LC-MS has been widely employed for the chemical characterisation of laboratory generated SOA and ambient SOA. For example, targeted analysis of SOA products using high-performance liquid chromatography time-of-flight mass spectrometry (HPLC-ToF-MS) illustrated a new pathway for the formation of 3-methyl-1,2,3-butane-tricarboxylic acid (MBTCA) through the further oxidation of nopinone, a known product in the oxidation of β -

95 pinene by OH (Mutzel et al. (2016). Hamilton et al. (2021) used targeted LC-Orbitrap MS analysis of ambient Beijing filter
samples to identify tracers of isoprene nitrate formation pathways in both gas and particle phases indicating a strong
dependence on nitrate radicals from early afternoon onwards. These targeted approaches are somewhat limited by their inability
to comprehensively account for the entire mass of SOA components, though it is impractical to extract the non-targeted
chemical information by manual data processing in complex ambient systems. Non-targeted screening tools have been widely
100 employed in metabolite and protein analysis to reduce data analysis time but are uncommon in environmental science
applications. Non-targeted analysis extracts the chemical information of all detected compounds in a sample dataset, providing
tentative identification of unknown compounds via library screening, while allowing the rapid chemical characterisation of
complex mixtures through the chemical classification of detected compounds in a given sample Place et al. (2021) and Pereira
et al. (2021). Mezcua et al. (2011) reported that 210 pesticides were successfully been detected and identified in 78 positive
105 samples of fruit and vegetable samples by using automatic non-targeted screening method in LC-TOF analysis. High-resolution
accurate mass spectrometry (HRAM-MS)-based non- targeted screening analysis were applied in chemical characterized of
tobacco smoke, and successfully identified a total of known 331 compounds and 50 novel compounds as being present in the
sample (Arndt et al., 2019). Chromatographic separation coupled with Fourier transform mass spectrometers (e.g., Orbitrap)
have sufficient mass resolution to characterise the chemical composition of complex particulate matter with the ability to
110 distinguish structural isomers. Exploiting this capability, a methodology for automated non-targeted screening was presented
by Pereira et al (2021) using ultrahigh-performance liquid chromatography–Orbitrap MS data. This non-targeted screening
tool has been rigorously tested using authentic standards, and provides molecular formula assignments and plausible structure
information (among other information) for all detected compounds within a sample dataset. Moreover, the accurate mass
spectrometry employed has a mass resolution of 70,000 at m/z 200, leading to substantial increase in the signal/noise ratio and
115 enhanced quantification of low concentration species. However, non-targeted screening methods are not infallible and rigorous
testing of autonomous platforms must be performed to understand potential limitations of these tools. Moreover, it is
challenging to make semiquantitative or quantitative measurements of unknown compounds in complex matrices. It is worth
to noting that quantitative measurements of unknow compounds is a general limitations of ESI operation and not directly
attributed to non-targeted screen method, but arguably become more important. It is difficult to perform quantitative
120 measurement of unknow compounds due to the analytical standards for SOA products are limited and only a few molecules
out of the thousands detected compounds might be known. Therefore, it is also challenge to determine sample extraction
recoveries during sample extraction procedures. The approach of using the normalized abundance of compounds in the sample
does not consider different compound ESI efficiencies, which can be influenced by the molecular structure among other
parameters(Priego-Capote and Luque De Castro, 2004). For example, Cech and Enke (2000) found out that ESI response
125 increased for peptides with more extensive non polar region. Cech and Enke (2001) further examined and concluded that
analytes with more polar portion has lower ESI response than the more nonpolar analytes. Differences in ESI efficiencies of
individual compounds may impact normalized abundance of chemical groupings, particularly when comparing sample
compositions which differ appreciably.

130 One of the few studies applying automated non-targeted method in environmental matrices, Mehra et al. (2021) used this approach for LC-Oribitrap MS data to characterise the SOA from the low-NO_x oxidation of 1-methylnaphthalene, propylbenzene and 1,3,5-trimethylbenzene in laboratory measurement, alongside characterise the SOA from filter that collected in urban area, which aims to study the anthropogenic and biogenic contributions to organic aerosol. This study also compared the result with online technique a time-of-flight chemical ionisation mass spectrometer using an iodide ionisation system (I-CIMS), which show good agreement between observation of online I-CIMS results and results of offline LC-Oribitrap MS in negative ionization mode. Wang et al. (2021) also used non-targeted method for LC-Oribitrap MS data to characterise particulate products on filters that collected from three cities located in northeast, east and southeast China, namely Changchun, Shanghai and Guangzhou. This study suggested that anthropogenic emissions are the dominate source of urban organic aerosol in all three cities. Also, they found out that samples from Shanghai and Guangzhou shared considerate chemical similarity, but significant differ from Changchun. In our present study, for the first time, we will apply this automated non-targeted screening tool for the compositional analysis of SOA generated in an aerosol chamber from single and mixed precursor experiments.

Formatted: Subscript

1.4. Summary of studies on similar SOA systems

145 There are numerous studies investigating SOA formation from the oxidation of biogenic VOCs, particularly for terpenoid compounds (Stroud et al., 2001; Surratt et al., 2006; Dommen et al., 2006; Carlton et al., 2009; Camredon et al., 2010; Surratt et al., 2010; Henry et al., 2012; Ahlberg et al., 2017; Hoffmann et al., 1997; Odum et al., 1996). Isoprene (C₅H₈) is the most abundant biogenic VOC emission and α -pinene (C₁₀H₁₆) is one of the most abundant and widely studied biogenic monoterpene (Hallquist et al., 2009). Whilst oxidation products from these two biogenic precursors are both considered to contribute substantially to the global SOA budget, there are marked differences in their SOA particle mass yield; α -pinene has a yield in the range of 17 to 45% (Mcvey et al., 2016; Ng et al., 2007; Eddingsaas et al., 2012), while isoprene has a much lower yield in the range of 0 to 5% (Dommen et al., 2006; Kroll et al., 2005a; Kroll et al., 2006; Pandis et al., 1991; Carlton et al., 2009). The reason for the low isoprene SOA yield is in part a result of the high volatility of oxidation products. However, the yield of isoprene SOA is strongly acid-dependent and closely related to the particle-phase acidity due to the impact on the amount of heterogenous uptake, which is the reason found higher isoprene SOA mass concentration when increasing aerosol acidity. (Surratt et al., 2007a) . Xu et al. (2021) demonstrated that over 98% of isoprene oxidized organic molecules by mole were classified as semi-VOC (SVOC) and intermediate-VOC (IVOC) with volatility (log₁₀C*, ug m⁻³) range of -0.5 to 5, while about 1.3% of isoprene oxidation products were considered as low-VOC (LVOC). Conversely, the larger C₁₀ monoterpene skeleton of α -pinene typically results in the formation of less volatile oxidation products. Lee et al. (2021) reported that the SOA from α -pinene ozonolysis required 80 °C for complete volatilisation, and the volatility of α -pinene SOA strongly depended on the VOC/NO_x ratios, forming volatile nitrate containing species under high NO_x conditions.

Formatted: Subscript

Formatted: Subscript

There are many studies reporting the chemical characterisation of SOA formed in smog chambers from α -pinene and isoprene using liquid chromatography mass spectrometry (LC-MS). (Yasmeen et al., 2012; Surratt et al., 2006; Kahnt et al., 2014; 165 Pereira et al., 2014; Winterhalter et al., 2003). Winterhalter et al. (2003) used LC-MS to demonstrated the major particulate phase compounds from the O₃ and OH oxidation of α -pinene, such as cis-pinic acid, cis-pinonic acid, hydroxy-pinonic acid isomers, and possibly hydroxy-carboxylic acid. It is worth noting that this study suggested the ozonolysis reaction is the main driven pathway of aerosol formation regard to its performance of various experiments. Similarly, Surratt et al. (2006) studied isoprene photooxidation under various NO_x conditions. The chemical composition of isoprene SOA products was analysed by 170 a series of online and offline techniques (including LC-MS) and indicated that oligomerisation plays an important role in SOA formation pathways, especially under high NO_x conditions, forming acidic products.

Formatted: Subscript

Formatted: Subscript

SOA can also be produced from anthropogenic VOCs (e.g. *o*-Cresol), although global biogenic SOA production (~88 TgC per year) is thought to dominate over the anthropogenic SOA production (~10 TgC per year) (Hallquist et al., 2009). Schwantes 175 et al. (2017) studied the formation of low-volatility products from *o*-cresol photooxidation under various NO_x conditions using chamber experiments with chemical ionization mass spectrometry (CIMS) and direct analysis in real time mass spectrometry (DART-MS). This study identified several *o*-cresol oxidation products, including the first generation product (methylcatechol), second generation products (trihydroxy-toluene and hydroxy-methyl-benzoquinone) and third generation products (tetrahydroxy-toluene and dihydroxy-methyl-benzoquinone), indicating successive addition of OH radicals onto the aromatic 180 ring during the oxidation, following expected mechanistic pathways (Atkinson and Aschmann, 1994; Olariu et al., 2002)

Formatted: Subscript

Despite the wealth of knowledge of gaseous and particulate phase product formation from the oxidation of single VOC precursors using chamber experiments, there is a comparative lack of understanding in the real atmosphere. Online measurements of the OA composition by Aerodyne High Resolution Aerosol Mass Spectrometer (HR-TOF-AMS) and VOC 185 by Ionicon Proton Transfer Reaction Mass Spectrometer (PTR-MS) during the CARES campaign in the vicinity of Sacramento, California indicated that the mixing of anthropogenic emissions from Sacramento with isoprene-rich air from the foothills enhance the production of OA (Shilling et al., 2013). This study suggested anthropogenic/biogenic interactions enhances OA production from biogenic species, suggesting the amount of isoprene SOA strongly depends on VOC/NO_x ratio. However, the physical and chemical reasons for such interactions remain unclear and warrant further investigation. There have 190 been several laboratory studies investigating the SOA formation in mixed VOC systems. Ahlberg et al. (2017) investigated SOA from VOC mixtures including biogenic (α -pinene, myrcene and isoprene) and anthropogenic VOCs (*m*-xylene) in an oxidation flow reactor (OFR) equipped with high-resolution time-of-flight aerosol mass spectrometry (HR-ToF-AMS). Their results showed that the SOA mass yield formed from a VOC mixture containing myrcene was higher than expected, possibly a result of myrcene nucleating particles leading to an increased condensation sink under the conditions of the OFR. This study 195 also found that the SOA particle size was larger in VOC mixtures with isoprene and unlimited oxidant supply. However, other

Formatted: Subscript

studies indicate that isoprene could inhibit new particle formation by scavenging oxidant and forming relatively high volatility organic products than nucleating precursors (Kiendler-Scharr et al., 2009; Kiendler-Scharr et al., 2012). Mcfiggans et al. (2019) reported a reduction in SOA mass and yield from the VOC mixture of α -pinene and isoprene with an increasing fraction of isoprene in the mixture. This was attributed to isoprene acting as an OH scavenger and its radical oxidation products reacting with those formed from α -pinene, enhancing the overall volatility of the products in the mixture. This study indicates that interactions between VOC products should be considered to enable a mechanistic understanding of SOA formation in the ambient atmosphere. Shilling et al. (2019) reported that freshly formed isoprene-SOA did not fully mix with pre-existing SOA in isoprene/ α -pinene mixture system (e.g. aged isoprene-SOA and aged α -pinene SOA) over the 4 hours experimental time scale in sequential condensation experiment, without observing notable suppression of SOA formation in α -pinene/isoprene mixture system.

1.5. This present study

In this study, we designed a series of chamber experiments using single, binary and ternary VOC systems, expanding on the work performed by McFiggans et al., (2019), with the aim of better understanding the chemical composition and interactions during SOA formation in mixed VOC systems. We move beyond the consideration of SOA formation from anthropogenic VOC precursors to consider the effect of their mixture with biogenic VOC. Ortho-cresol (*o*-cresol) was chosen as an anthropogenic precursor with a moderate SOA yield, with a comparable reactivity towards the hydroxyl radical (OH) and a negligible reactivity towards ozone. We retained the two biogenic precursors studied in McFiggans et al. (2019); isoprene being the dominant VOC emitted from plants globally, but with modest SOA formation potential and alpha-pinene (α -pinene), similarly widely emitted in a lower amounts, but a more efficient SOA precursor.

The objectives of present study are to investigate, using offline analysis of SOA chemical composition, whether (i) high yield precursors dominate the contribution to SOA formation of mixture systems and (ii) cross-products from mechanistic interactions in the oxidation of precursors feature strongly in the mixed precursor systems. A series of photochemical oxidation experiments were designed and conducted to produce SOA from the selected VOCs (α -pinene, isoprene and *o*-cresol) and their mixtures in the presence of neutral seed particles (ammonium sulphate) and NO_x . The experimental programme included three single precursor systems, three binary precursor mixtures and one ternary mixture of precursors. The aerosol samples were collected onto a filter from each experiment and analysed offline using liquid chromatography ultra high resolution mass spectrometry with an automated non-targeted data processing methodology recently described in Pereira et. al (2021).

Formatted: Subscript

2. Method

2.1. Chamber description

All experiments were performed in the 18m³ Manchester Aerosol Chamber (MAC). Briefly, the MAC operate as a batch reactor to study the atmospheric processing of multicomponent aerosols under controlled conditions. The chamber comprises an FEP Teflon bag mounted on three rectangular extruded aluminium frames, housed in an air-conditioned enclosure. Two 6 kW Xenon arc lamps (XBO 6000 W/HSLA OFR, Osram) and a bank of halogen lamps (Solux 50 W/4700 K, Solux MR16, USA) are mounted in the inner aluminium wall of the enclosure which is lined with reflective “space blanket” material to provide maximum and homogenous light intensity to simulate the realistic day-time atmospheric environment. To remove unwanted radiation flux below 300 nm, a quartz filter was mounted in front of each arc lamp. Removal of unwanted heat from the lamps and temperature and relative humidity control of the chamber was assisted by conditioned air introduced between the bag and the enclosure at 3 m³ s⁻¹ and active water cooling of the mounting bars of the halogen lamps and of the filter in front of the arc lamps. Regular steady state actinometry experiments were conducted through the entire campaign and indicated that the photolysis rate of NO₂ (*J*(NO₂)) in a range of 1.83-3 x10⁻³s⁻¹ during experimental period. Photolysis of NO₂ leads to O₃ formation, which further photolyses to produce OH radicals in our moist experiments. Humidity and temperature are controlled by the humidifier and by controlling the air conditioning set-point during the experiment and continuously monitored using a dewpoint hygrometer and a series of thermocouples and resistance probes throughout the chamber. Additional online instruments included a semi-continuous gas chromatography mass spectrometer (GCMS) for VOC measurement (Minaeian, 2017), a water-based condensation particle counter, a differential mobility particle sizer (DMPS) and an aerosol mass spectrometer (AMS) for particulate-phase compound measurement (Canagaratna et al., 2007). The filter collection, extraction, measurement and analysis techniques are described below. Full details of the MAC characterisation, the experimental procedure and instrumentation payload is provided in Shao et al. (2022).

2.2. Experimental Strategy

The experimental programme was conceived using a concept of “initial iso-reactivity” towards OH, with the intention of allowing a reasonably comparable contribution of oxidation products from each VOC at the chosen concentration and experimental conditions. Clearly this does not take into account consumption by oxidants other than OH formed during the experiment (notably ozone) and also neglects the reactivity of the subsequent oxidation products. The injected precursor mass was therefore chosen according to its reactivity towards OH (Atkinson, 2004). SOA composition was determined using analysis of chamber filter samples by liquid chromatography ultra-high resolution mass spectrometry (LC-Orbitrap MS) and automated non-targeted data processing for all single precursor and mixed VOC systems.

Deleted: s

2.3. Experimental Procedure

260 Programmed “pre-experiment” and “post-experiment” procedures were routinely conducted before and after each SOA
experiment to minimize the possible contamination in the chamber. The “pre-experiment” and “post-experiment” are
comprised of multiple automated fill/flush cycles with an approximate air flow rate of $3\text{m}^3\text{ min}^{-1}$, for cleaning the chamber.
The upper and lower frames were free to move vertically to expand and collapse the bag during the fill/flush cycle. Filtered
air was sequentially injected into and extracted from the bag, reducing contaminants in the bag with each cycle. Several
instruments (e.g. WCPC, Model 49C O₃ analyser, Thermo Electron Corporation) and Model 42i NO-NO₂-NO_x analyser,
265 Thermo Scientific) were continuously connected to the chamber during the pre-experiment to monitor the concentration of
particles, concentration of ozone and NO_x, and to ensure the bag was sufficiently clean (with all aforementioned factors close
to zero) to conduct the chamber background procedure. When conducting this procedure, there were no reactants in the bag
and the bag was stabilised for at least an hour for the instruments to establish the baseline of the clean chamber. In the following
stage, VOC precursor(s), NO_x and seed particles were injected into the chamber sequentially in dark conditions and the
270 chamber remained steady for an hour for the instruments to obtain a baseline of the initial chamber conditions (e.g.,
experimental background) before the SOA experiment. The baselines of chamber background and experimental background
were subsequently subtracted from the experimental measurements.

Ammonium sulphate seed particles were generated via atomization from ammonium sulphate solution (Puratonic, 99.999%
275 purity) using a Topaz model ATM 230 aerosol generator. The concentration of seed particles in the chamber was controlled
by altering the injection time and concentration of the prepared solution (0.01g/mL). The accumulating seed particles injected
into the stainless-steel residence chamber for 1 min then diverting the main chamber injection flow for 30s during the final fill
cycle of pre-experiment procedure. The liquid α -pinene, isoprene and *o*-cresol (Sigma Aldrich, GC grade $\geq 99.99\%$ purity)
were injected as required through the septum of a heated glass bulb and evaporated into an N₂ carrier flow into the chamber
280 during this final fill along with NO_x as NO₂ from a cylinder, also carried by N₂. The injected VOC mass was calculated using
the “initial OH isoreactivity” approach described above. Photochemistry was initiated by irradiating the VOC at a moderate
VOC / NO_x ratio using the lamps as described above. The temperature and relative humidity conditions were controlled at 50
% \pm 5 % and 24 \pm 2°C, respectively during the experiment. The concentration of NO_x and O₃, particles number concentration
and mass concentration were monitored during the experiment using the online instruments. SOA particles were collected on
285 a blank filter (Whatman Quartz microfiber, 47 mm) mounted in a bespoke holder built into the flush pipework by flushing the
remaining chamber contents after a 6-hour experiment. The filters were then wrapped in foil and stored at -18°C prior to
analysis. Quartz fibre filters were pre-conditioned by heating in a furnace at 550 °C for 5.5 hours. Actinometry and off-gassing
experiments were conducted regularly after several of SOA experiments to establish the consistency of the chamber’s
performance, evaluate the effectiveness of the cleaning procedure and confirm cleanliness of the chamber. “Background”

Formatted: Subscript

Formatted: Subscript

Formatted: Subscript

Deleted: ml

filters were collected from the actinometry and off-gassing experiments. A summary of experimental conditions is given in Table 1.

Table 1: Experimental descriptions, VOC mixing ratios, VOC:NO_x ratio and mass concentration of seed particles in chamber.

Experiment type	Experiment	Experimental conditions		
		Nominal VOC (ppbv)	Nominal VOC:NO _x	Mass conc. (NH ₄) ₂ SO ₄ (ug/m ³)
Single Precursor	(a)	<i>α</i> -pinene: 309	7.7	72.6
	(b)	Isoprene: 164	7.1	101.9
	(c)	<i>o</i> -cresol: 400	9.1	47.8
Mixed Precursors (Binary)	(d)	<i>α</i> -pinene: 155 Isoprene: 82	9.9	50.5
	(e)	<i>α</i> -pinene: 155 <i>o</i> -cresol: 200	-	42.5
	(f)	Isoprene: 82 <i>o</i> -cresol: 200	8.3	49.6
Mixed Precursors (Ternary)	(g)	<i>α</i> -pinene: 103 Isoprene: 55 <i>o</i> -cresol: 133	3.7	45.8

Formatted: Subscript

295

2.4. Offline Analysis of the Filter Samples

2.4.1. Sample preparation

Filter samples of SOA particles were extracted using the following procedure. Each filter was cut into small pieces into pre-cleaned 20 mL scintillation vial. 4 mL of (Fisher Scientific FB15051 of methanol (Optima LC-MS grade, ThermoFisher Scientific) was added to the vial. The sample was then wrapped in foil and left for 2 hours at ambient temperature, sonicated for 30 minutes and the extractant filtered through a 0.22 μm pore size PDVF filter using a BD PlasticPak syringe. An additional 1 mL of methanol was added to the vial and filtered through the same syringe membrane to minimise sample loss.

Deleted: ml

. The filtered extractant was then evaporated to dryness using solvent evaporator (Biotage, model V10) at 36°C and 8 mbar pressure and redissolved in 1 mL of a 90:10 water: methanol (Optima LC-MS grade) for LC-Orbitrap MS analysis.

Deleted: ml

305

2.4.2. Liquid Chromatography Mass Spectrometry Analysis

310 Samples were analysed using ultra-performance liquid chromatography ultra-high resolution mass spectrometry (Dionex 3000, Orbitrap QExactive, ThermoFisher Scientific). A reverse-phase C18 column (aQ Accucore, ThermoFisher Scientific) 100 mm (long) × 2.1 mm (wide), with a 2.6 µm particle size was used for compound separation. The flow rate was set to 0.3 mL/min, with 2µL sample injection volume. The autosampler temperature was set to 4°C and the column at 40°C. The mobile phase solvent included (A) water and (B) methanol that both contain 0.1% (v/v) formic acid (Sigma Aldrich, 99% purity). Gradient elution was performed starting at 90 % (A) with a 1-minute post-injection hold, decreasing to 10% (A) over 26 minutes, before returning to the initial mobile phase conditions at 28 minutes, followed by a 2 minute column re-equilibration. Electrospray ionisation (ESI) was used with a mass-to-charge (m/z) scan range of 85 to 750. The ESI parameters were set as follows: 320°C for capillary and auxiliary gas temperature, 70 (arbitrary units) and 3 (arbitrary units) flow rate for sheath gas and auxiliary gas respectively. (Pereira et al., 2021). Compound fragmentation was achieved using higher-energy collision induced dissociation (MS²). A fragmentation spectrum is generated for each selected precursor, which allows structural identification through the elucidation of fragmentation patterns (Meluckey and Wells, 2001). This fragmentation spectra can aid in the structural identification of isomeric species (i.e. compounds with the same molecular formula, but different structural arrangement). Accurate mass calibration was performed prior to sample analysis in positive and negative ESI mode using the manufacturer recommended calibrants (Thermo Scientific). A procedural control (i.e. pre-conditioned blank filter subject to the same sample extraction procedure) was analysed, along with solvent blanks (consisting of 90:10 water: methanol) which were frequently run throughout the sample analysis sequence, allowing any instrument or extraction artefacts to be detected.

325 Automated non-targeted data analysis was performed using Compound Discoverer version 2.1 (Thermo Fisher Scientific). Full details of the data processing methodology can be found in Pereira et al. (2021). Briefly, the chemical information of all detected compounds in each sample data file are extracted. The method provides molecular formulae assignment of detected compounds using the following elemental restrictions: unlimited carbon, hydrogen and oxygen atoms, up to 5 nitrogen and sulphur atoms, and in positive ionisation mode, 2 sodium and 1 potassium atom are also allowed ([sodium and potassium are typically introduced into the samples via glassware](#)). Molecular formulae were attributed if the mass error < 3 ppm, signal-to-noise ratio > 3, and the isotopic intensity tolerance was within ± 30 % of the measured and theoretical isotopic abundance. Instrument artefacts and compounds detected in the “background” filter were removed from sample data if the same detected molecular species had a retention time within 0.1 minutes and sample/artefact or background peak area ratio < 3. Any compounds detected in the sample and background data with a sample/background peak area ratio >3 were conserved in sample data set after subtracting the background peak area (new peak area = sample peak area – background peak area). The automated Python program generates a list of detected compounds, assigned molecular formulae and tentatively assigned mass spectral library identifications (see Pereira et al. (2021) for further information). The mass spectra for both ESI modes from each VOCs system, are shown in supporting information (Figure S1 and S2).

340

Deleted: ml

To provide confidence in the components in each system detected by the non-targeted method, only those compounds found in all three replicate experiments (two in the single precursor isoprene and binary o-cresol/isoprene systems) and not found in any background “clean” experiments were attributed to a particular single precursor or mixed system. The approach taken thus ensures the most conservative assignment of compounds to a particular precursor system. Where quantities are analysed and presented from “representative” experiments, only those relating to compounds found in all replicate experiments are confidently attributed to this particular system. Compounds that were found above detection limit in only a subset of the experiments in a single system were not attributed to the system and were considered “inconclusive”. Moreover, the common compounds were only considered to be the same detected molecular species if they had a retention time within 0.1 minutes and sample/artefact peak area ratio > 3 in all replicate experiments. Section 3.2.1 and section 3.2.3 only considers the compounds which can be confidently attributed to a particular system. For the elemental characterization in section 3.2.2, both the confident and inconclusive components are presented, with only the compounds confidently attributed analysed according to carbon number.

3. Results and Discussion

3.1. SOA particle mass formation in the experiments

The formation of SOA particle mass in the seven experimental systems is shown alongside the VOC concentration, NO_x and O₃ mixing ratio time series in Figure 1. As shown in figure 1(a), the particle wall-loss corrected SOA mass in all α -pinene containing systems reaches a maximum value within the 6-hour experimental timeframe. α -pinene produced the highest SOA particle mass (~400 $\mu\text{g}/\text{m}^3$) of all systems at nominal “full” VOC reactivity with the most rapid onset and rate of mass formation. The SOA particle mass continued to increase at the end of the experiment in the single VOC *o*-cresol and binary isoprene/*o*-cresol systems. No measurable SOA particle mass above background (~0 $\mu\text{g}/\text{m}^3$) was produced within the 6-hour duration in any single VOC precursor isoprene experiment.

As shown in Fig.1 (b), NO_x was observed to decay in all systems where significant SOA mass was formed, but little NO_x consumption was observed in the single isoprene system or in the binary isoprene / *o*-cresol mixture. The reduction of NO_x will result from i) reaction between OH radicals and NO₂ leading to HNO₃ formation with subsequent loss to the chamber walls or particles as inorganic nitrates. ii) termination reactions between NO and RO₂ radicals or NO₂ and RO₂ radicals leading to formation of nitrogen-containing organic (NOROO₂ and NO₂ROO₂) compounds(Atkinson, 2000).

Noting that there was no O₃ initially in any experiment, Fig. 1(c) illustrates ozone concentration time series in each system. Ozone can be seen to increase during the initial stage of experiment in most experiments, with most modest rises in the single *o*-cresol and binary isoprene/*o*-cresol systems. An initial rise is expected owing to the fairly rapid photolysis of NO₂ tending towards photo-stationary state (PSS) between NO₂, NO and O₃. The onset of VOC oxidation will result in a consumption of

Formatted: Subscript

Deleted: u

Deleted: μg

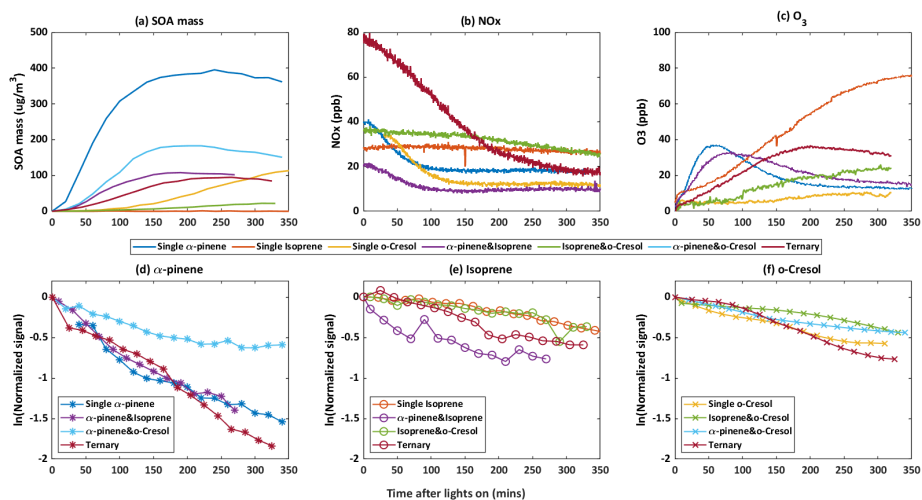
Formatted: Subscript

Formatted: Subscript

Formatted: Subscript

O₃ when the unsaturated α -pinene and isoprene are present. At the same time NO will react with RO₂ and HO₂ radicals formed in the VOC degradation, resulting in NO₂ and OH radical formation. The reduction in the proportion of NO reacting with O₃ and photolysis of the NO₂ produced results in net O₃ production and deviation from PSS.

380 The time profile of the VOC concentration from experiments in all single and mixed precursor systems are shown in Fig.1 (e-
f). A rapid and pronounced onset of VOC consumption in each system is observed after illumination, attributable to reaction
with OH radicals, and O₃ in α -pinene and isoprene-containing systems. Panels (d) to (f), plotted logarithmically for clarity,
show the VOC decay profile in each experiment reflecting their differences in reactivity and the variable oxidant regime in
each experiment. Individual VOCs have comparable decay rates in each mixture except for i) α -pinene in the binary α -pinene
385 / *o*-cresol system, which had a significantly lower decay rate than it had in other α -pinene-containing systems systems and ii)
isoprene, which had a faster decay rate in the binary α -pinene / isoprene system than in other isoprene-containing systems. No
VOC was entirely consumed in any system by the end of the 6 hours experiments, with consumption continuing until the end.



390 **Figure 1:** Evolution of gas and total SOA particle mass measurements during the photo-oxidation of VOCs after chamber illumination. (a) The SOA mass was measured using a high-resolution time-of-flight aerosol mass spectrometer (HR-ToF-AMS) during single, binary and ternary experiment. (b)–(c): Concentration of NO_x and O₃ against time in all of single, binary and ternary experiments (data was unavailable for the binary α -pinene/*o*-cresol experiment). (d)–(f): decay rate of VOC across all systems in. α -pinene (b), isoprene(c) and *o*-cresol(d) in single, binary and ternary experiments respectively.

Formatted: Subscript

3.2. Characterisation of Components by LC-Orbitrap MS

3.2.1. Characterisation by number of discrete compounds in each system

The number of discrete peaks extracted using the Compound Discoverer software from the LC-Orbitrap MS data for all experiments in each SOA system is listed in Table 2 and illustrated using Venn diagrams showing the compounds found in more than one system (henceforth referred to as “common” compounds) and those found solely in a single system (referred to as “unique”) in Figures 2 and 3 (in negative and positive ionisation modes respectively).

As seen in Table 2, all α -pinene-containing systems were found to contain a greater number of compounds than any system not containing α -pinene. The binary α -pinene / isoprene system contained the highest number of all systems, with 377 in negative ionization mode and 441 in positive ionization mode. A total of 644 total compounds were seen in the single VOC α -pinene system across both negative and positive ionization modes, fewer than in the binary α -pinene/isoprene system with 818 compounds, but higher than the α -pinene/ *o*-cresol system with 483 compounds. The total number of discrete products in the ternary system is lower than in the single α -pinene and binary α -pinene system. The single VOC isoprene system generated the lowest total number of products of all systems above detection limit. This is unsurprising, since undetectable mass concentration was found by the online instrumentation in these experiments. Multifunctional compounds can be detected in both negative and positive ionization mode. Negative ionization mode typically exhibits high sensitivity towards compounds containing alcohol and carboxylic acid functionalities, whereas positive ionization mode typically has a greater affinity for compounds with functional groups that are readily protonated (e.g. -NH, -O- or -S-, -CH₂-, -C=O-, -SO₂- group) (Glasius et al., 1999; Steckel and Schlosser, 2019).

415

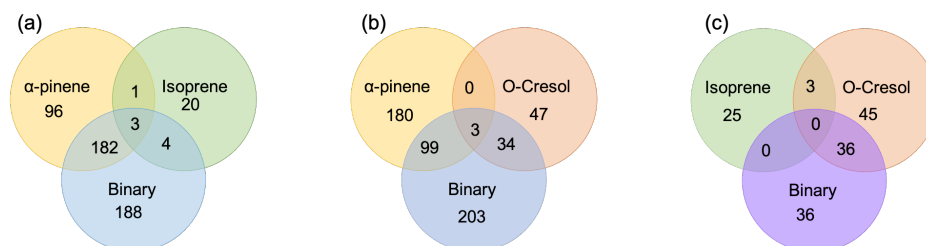
Table 2: Number of compounds detected in SOA sample in negative and positive ionization mode from single, binary and ternary precursor's system.

Experiment	Number of Detected Compounds	
	Negative Mode	Positive Mode
α -pinene	282	362
Isoprene	28	68
<i>o</i> -cresol	84	53
α -pinene/Isoprene	377	441
α -pinene/ <i>o</i> -cresol	339	144
<i>o</i> -cresol/Isoprene	72	87
α -pinene/Isoprene/ <i>o</i> -cresol	112	188

14

420 **a) Negative Ionization Mode**

Fig. 2 shows a Venn diagram of the number of discrete compounds identified in negative ionisation mode in each of the individual and binary precursor experiments. Figure 2(a) and Figure 2(b) show that the number of discrete compounds from α -pinene dominated those found in the binary mixture system compared to those from the other precursors. 182 compounds found in all α -pinene single precursor experiments were also found in the binary α -pinene / isoprene mixed system; approximately 45 times greater than the 4 compounds also found in all single isoprene experiments. Similarly, 99 common compounds were found between the single precursor α -pinene experiments and those found in the binary α -pinene/ *o*-cresol system; roughly three times higher than the number of *o*-cresol-derived products that were also found in binary mixed system. More than half of the total number of compounds in the α -pinene / isoprene and α -pinene / *o*-cresol binary systems were unique to the mixtures and not observed in any of single precursor experiments. In the isoprene / *o*-cresol system a lower total number of compounds were detected in every repeat experiment, with more compounds in the mixture also found in the *o*-cresol system than the isoprene system (Fig.2(c)).



435 **Figure 2:** Number of common discrete compounds and unique compounds in single and binary precursors mixed experiments detected by negative ionization mode LC-Orbitrap MS. Product are considered identical in the mixed and single precursor systems if the compound has the same empirical formula and a retention time difference <0.1min.

b) Positive Ionization Mode

440 Fig.3 shows the number of discrete SOA compounds identified in positive ionisation mode in the single and binary systems. There are 226 compounds found in all α -pinene single precursor experiments that were also found in the binary α -pinene / isoprene system; about 32 times more than also found in the isoprene-only experiments (Fig.3(a)). 48 α -pinene derived compounds were also found in binary α -pinene/ *o*-cresol system; 16 times greater than those also found in all *o*-cresol only

experiments (Fig.3(b)). In both α -pinene containing binary mixtures, around or more than half of all detected compounds were
 445 unique to the mixture. In the binary isoprene / *o*-cresol system shown in Fig.3(c)), *o*-cresol derived compounds were more
 numerous than those in the isoprene experiments, with 23 compounds observed.

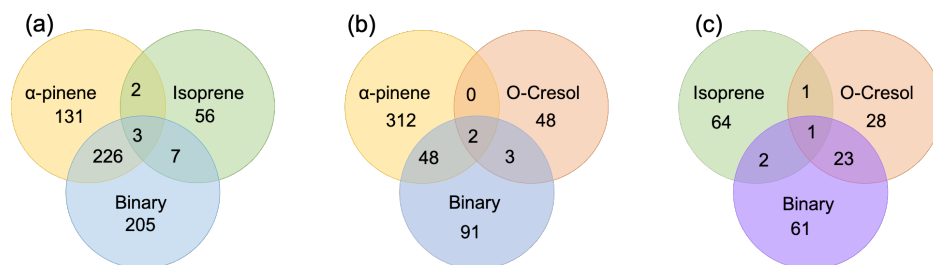


Figure 3: Number of common **discrete** compounds and unique compounds in single and binary precursors mixed experiments
 450 detected by positive ionization mode LC-Orbitrap MS. Products are considered identical in mixed and single precursor systems if a
 compound has the same empirical formula and the retention time difference <0.1min.

The Venn diagrams for both ionization modes indicate the importance of α -pinene oxidation products in both binary systems,
 with large number of binary SOA compounds found to be present in the single precursor α -pinene system. In contrast, there
 are few common compounds observed between single isoprene and binary systems, possibly a result of the majority of isoprene
 455 derived products remaining in the gas-phase, or the isoprene products participating in cross-product formation in mixed
 precursor systems.

3.2.2. Characterization of Organic Particulates by Elemental Groups

3.2.2.1. Negative Ionization Mode

460 Elemental groupings are used here to provide insights into the SOA chemical composition in each system. All detected
 molecular formulae in each system were classified into the following four categories based on their elemental compositions:
 CHO, CHON, CHOS, and CHONS (C, H, O, N and S corresponding to the atoms in the molecule) and separated into seven
 carbon number categories. The measured peak area of each compound was normalised to the total sample peak area as shown
 in Fig.4 and described in Pereira et. al (2021). Fig.4 presents the signal fraction of compounds in representative experiments
 465 that can be confidently attributed as found in each of the systems (i.e. that are found in every repeat experiment in this system)
 in the coloured stacked bars according to their carbon number and classified according to their elemental groupings. The
 fractional contributions of compounds that confidently stated are similar for each experiment in a particular system. Also
 shown in the grey bar is the signal fraction of compounds that are inconclusively found in the experiment in each system
 classified by elemental grouping, but not found in all repeat experiments and chamber background experiment.

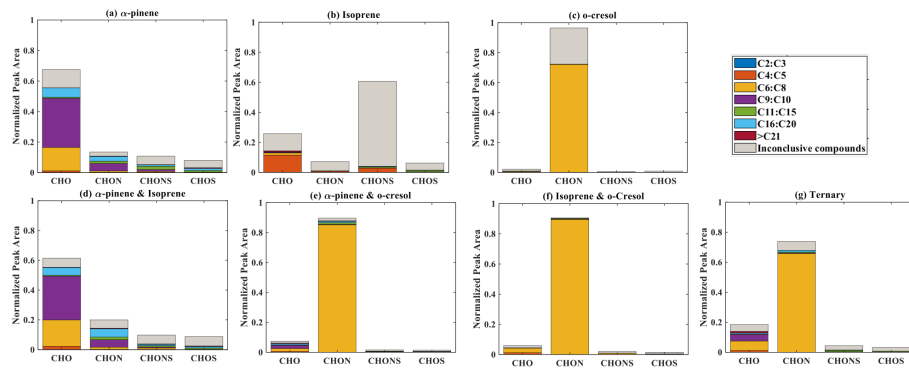


Figure 4: The normalized signal intensity distribution of different compound categories (CHO, CHON, CHOS, and CHONS) for various single and mixed precursor systems in Negative Ionisation mode ESI (-) by LC-Orbitrap MS. The grey bar (inconclusive compounds) signal attributed to compounds that were not universally found in all repeat experiments.

a) α -pinene

As shown in in Fig 1(a), the SOA particle mass produced in the single precursor α -pinene system was greater than in any other system, at $\sim 362 \mu\text{g}/\text{m}^3$. In the α -pinene single precursor representative experiment, $\sim 55.6\%$ of signal was found in molecules containing only C, H and O atoms with the majority consisting of 6 to 10 carbon atoms (47.5 %). Larger compounds were also observed with carbon numbers ranging from C_{16} and C_{20} (representing 6.1 % of the total signal fraction) (Fig.4a). Compounds confidently found in this system in the CHON, CHONS and CHOS groupings represented 10.8%, 5.2% and 3.2% of the signal abundance, respectively, again concentrated at C_9 - C_{10} and C_{16} - C_{20} . C_{11} - C_{15} molecules represent 2.2% and 1.1% of the signal in the CHONS and CHOS categories respectively. Inconclusively attributed compounds contributed 25% of the total signal abundance; 47.6% of inconclusively compounds containing only C,H, and O atoms.

C_6 to C_{10} compounds will include those produced through both functionalization (addition oxygenated function group) and fragmentation (cleavage of C-C bond) pathways during α -pinene oxidation (Eddingsaas et al., 2012). It has been further suggested that particle-phase dimerization and oligomerization reactions (e.g alcohol + carbonyl to form hemiacetals and acetals, hydroperoxide + carbonyl to form peroxyhemiacetals and peroxyacetals, carboxylic acid + alcohol to form esters, and aldehyde self-reactions to form aldols) can play an important role in α -pinene oxidation (Ziemann and Atkinson, 2012; Gao et al., 2004a; Gao et al., 2004b), resulting in formation of large molecules ($n\text{C}>10$), potentially accounting for the C_{16} to C_{20}

abundance. Recent studies have additionally identified gas-phase autoxidation as playing a pivotal role in formation of [highly oxygenated organic molecules](#) (HOMs)(Tomaz et al., 2021; Crounse et al., 2013; Bianchi et al., 2019; Zhao et al., 2018). HOM may condense on exiting seed particles or lead to new particle formation, depending on their vapour pressure (Tröstl et al., 2016). Autoxidation of RO₂ radicals in the gas-phase occurs rapidly via inter/intramolecular hydrogen abstraction leading to forming R radicals with subsequent O₂ addition (Mentel et al., 2015; Jokinen et al., 2014). The new RO₂ radicals can undergo further autoxidation reaction, or react with RO₂ to generate dimer accretion products (Zhao et al., 2018; Berndt et al., 2018). [leading to so-called highly oxygenated organic molecules \(HOM\) with very-low volatilities](#) (Bianchi et al., 2019). Autoxidation may therefore contribute to CHO products with carbon numbers 16 – 20 in α -pinene oxidation (Berndt, 2021; Ehn et al., 2014). It has also been found that the uptake of α -pinene oxidation products on ammonium sulphate particles can lead to formation of organosulphate and nitrooxy organosulphate (Eddingsaas et al., 2012; Iinuma et al., 2009), contributing to the CHOS and CHONS groupings.

Commented [YS1]: Additional references had been inserted

505 **b) isoprene**

As also seen in Fig.1(a), negligible SOA particle mass was generated in the single precursor isoprene system ($0.1\mu\text{g}/\text{m}^3$, close to our chamber background) and the total signal in Fig 4(b) therefore corresponds to extremely low SOA particle mass. Nevertheless, the presence of compounds in all repeat experiments but not on any filters taken in background experiments, allows identification and attribution to isoprene products. Similar to the α -pinene system, compounds found in all repeat experiments containing CHO were the most abundant in the single precursor isoprene experiment shown in Figure 4(b), with normalized sample abundance of 14.3 %, mainly comprising compounds with 4 or 5 carbon atoms. Similarly, compounds in the CHONS classification can be confidently stated to make a non-negligible contribution to the total signal fraction, with a normalised abundance of 4.1%, also mainly comprising C₄-C₅ compounds. CHON (1%) and CHOS (1.5%) each contributed significantly less than the other molecular groupings. Fig.4(b) shows that the majority of the signal in this single isoprene representative experiment was composed of compounds (78.9% normalized of total signal fraction) that were not found in all isoprene experiments (and / or were also detected in background filters) and are therefore inconclusively assigned.

The presence of C₄-C₅ CHO compounds in single isoprene photo-oxidation system can be readily explained by established oxidation pathways. For example, it is well-known that the double bond in isoprene is oxidized to form C₄ and C₅ compounds, such as methacrolein (C₄) and C₅-hydroxycarbonyls as first-generation products, and 2-methylglyceric acid (C₄) and isoprene tetrol (C₅) as second-generation products (Wennberg et al., 2018; Stroud et al., 2001; Carlton et al., 2009). However, it is less clear how such small compounds readily partition to the particle phase, owing to their relatively high vapour pressures, though it has been suggested that small compounds such as glyoxal (CHOCHO) have extremely high activity coefficients when partitioning to aqueous particles, leading to low effective vapour pressures (Volkamer et al., 2009). [The possibility that small detected molecules were formed in the filter sample extraction process cannot be ruled out. For example, degradation of organic compounds can be induced by ultrasonic extraction of particulate matter from filters](#)(Miljevic et al., 2014; Mutzel et al., 2013).

The negligible SOA particle mass formed in the isoprene single precursor system is consistent with the literature observations (Kroll et al., 2005a; Kroll et al., 2005b; Kroll et al., 2006; Carlton et al., 2009). However, condensed phase reactions on acidic seeds would be expected to appreciably increase this yield (Surratt et al., 2010; Surratt et al., 2007a; Carlton et al., 2009). The large normalised signal contribution corresponds to the high number of inconclusively assignable compounds detected in this system. Most of these inconclusive compounds contained a large number of carbon atoms ($nC > 15$). These compounds are likely to have been formed via particle-phase accretion reactions, such as oligomerisation and organosulfate formation, even in the absence of acidity in our experiments, leading to low volatility higher molecular weight accretion products (Berndt et al., 2019; Carlton et al., 2009). Whether these products are formed on the filter medium or are present in the suspended particle mass requires investigation. While these components are the most abundant, this still corresponds to a very small mass compared to all other systems and were not found in all repeat experiments.

c) *o*-cresol

The particle wall-loss corrected SOA mass concentration at the end of the presented *o*-cresol experiment was approximately $101 \mu\text{g}/\text{m}^3$ (Fig 1. (a)). Fig.4(c) shows ~26.6% of the normalized signal abundance in inconclusively assigned compounds, mainly in the CHON classification. However, the key characteristic in the single precursor *o*-cresol system is that the most abundant compounds that are confidently found in all repeat experiments were found in the CHON category with between 6 and 8 carbon atoms (Fig 4(c)) with around 72.1% of the normalised signal. CHO, CHONS and CHOS groupings comprised around 1% of the total sample signal abundance. These three groups of compounds should not be completely neglected since the SOA particle mass concentration of this system was appreciable compared to other systems. It might be expected to find a significant contribution of CHO compounds arising from formation of organic acids (e.g. acetyl acrylic acid and glyoxylic acid) under high NO_x *o*-cresol photo-oxidation (Schwantes et al., 2017).

Nitro-compounds retaining the carbon number of the parent VOC dominated the CHON grouping. The C_6 - C_8 components were identified as methyl-nitrocatechol, $\text{C}_7\text{H}_7\text{NO}_4$, isomers (See Table(S1)). OH reaction with *o*-cresol forms various dihydroxytoluene isomers via addition of OH group to different positions on the ring (Olariu et al. (2002). Subsequent hydrogen abstraction followed by NO_2 addition on the ring at the moderate NO_x concentrations of our experiments was a likely dominant fate of di-hydroxytoluene in the current study to form the observed dihydroxy nitrotoluene. Further discussion of these isomers is presented in section 3.2.3.1(e). Schwantes et al. (2017) reported that H abstraction was not the dominant pathway in dihydroxy toluene oxidation, with dihydroxy nitrotoluene only detected at low concentrations by CIMS, with a significant number of highly oxygenated multi-generational products (mainly CHO compounds) detected by offline direct analysis in real-time mass spectrometry (DART-MS). It should be noted that the high signal contribution of CHON compounds, dominated by nitro-aromatics in *o*-cresol photo-oxidation (Kitanovski et al., 2012), in Fig. 4(c) may be influenced by their high negative mode sensitivity using electrospray ionisation (Kiontke et al., 2016; Oss et al., 2010).

Formatted: Subscript

Formatted: Subscript

560

d) binary α -pinene / isoprene mixture

The binary α -pinene/ isoprene mixture generated considerable particle wall-loss corrected SOA particle mass in all experiments (~101 $\mu\text{g}/\text{m}^3$ in the representative one shown here); lower than in the single precursor α -pinene system, but much higher than
565 in the isoprene system. The distribution of elemental categories of the particle phase products in this system was very similar to that in the single precursor α -pinene experiments, with CHO compounds dominating the total signal, mainly with between 6 and 10 carbon atoms or between 16 and 20 (Fig.4(d)). The normalised signal contribution of compounds confidently found in each repeat in the CHON group was slightly increased in the binary α -pinene/isoprene system (14.4%) compared to single α -pinene system (10.8%) with a modest enhancement of compounds with greater than 15 carbon atoms (from 3.3% to 6.0%).
570 In addition, the contribution of large compounds ($n\text{C} > 15$) was enhanced in the CHON and CHONS categories in the binary system compared to single VOC α -pinene system.

This profile is consistent with the domination of the chemical composition in the mixture by α -pinene products, which is unsurprising since α -pinene is established as a much high yield SOA yield compound than isoprene, especially under neutral
575 seed conditions (Ahlberg et al., 2017; Eddingsaas et al., 2012; Henry et al., 2012).

e) binary systems containing *o*-cresol

As shown in fig.1(a), the isoprene/*o*-cresol system produces a low particle mass concentration (~22 $\mu\text{g}/\text{m}^3$) whilst the α -pinene/*o*-cresol mixture generated the second highest particle wall-loss corrected SOA mass concentration (~150 $\mu\text{g}/\text{m}^3$).
580 Compounds found across repeat experiments in these mixtures containing *o*-cresol show the same dominance of CHON signal as the single precursor *o*-cresol experiment (α -pinene/*o*-Cresol, Isoprene/*o*-Cresol) (Fig 4(e) and 4(f)). The contribution of CHON compounds to the total SOA increased to approximately 87.8% and 96.0% when α -pinene and isoprene were introduced into the mixed precursor systems, respectively. Moreover, the contribution of CHO signal intensity increased in both binary *o*-cresol mixed systems compared to the single precursor *o*-cresol system. Also, the *o*-cresol / isoprene binary mixture (Fig.4(f))
585 showed a slightly increased proportion of signal in CHONS compounds at 1.0%. (compared with 0.6% in the single precursor *o*-cresol system (Fig.4(c)), though noting that the total mass concentration in the mixed system at the end of the experiment was a factor of 5 lower than in single VOC *o*-cresol system.

The presence of biogenic precursors leads to additional formation of CHO compounds, while the relative signal contribution of CHON compounds is reduced in each binary system compared to single VOC *o*-cresol system. A plausible explanation for this observation could be the increase in O_3 generated in the binary mixture, increasing the ozonolysis of 1st generation *o*-cresol products with double bonds and hence a CHO contribution than in the sole *o*-cresol system. Overall, the negative ionisation mode signal from the SOA components in a binary mixture containing both biogenic and anthropogenic precursors in our systems were dominated by categories of components found in the single anthropogenic precursor system, specifically the

595 CHON group dominated by nitro-aromatics. This may be considered somewhat surprising in the case of the mixture with α -pinene, since α -pinene (as widely reported and shown in Fig.1) produces higher SOA mass concentration than *o*-cresol under the same initial conditions as the mixture experiment.

f) ternary α -pinene / isoprene / *o*-cresol mixture

600 Figure 4 (g) shows the group contribution of the signals in the ternary mixed VOC system corresponding to its moderately high SOA particles mass concentration ($\sim 85 \mu\text{g}/\text{m}^3$) shown in fig.1(a). Across the compounds found in all repeat experiments, whilst not as completely dominant as in the *o*-cresol containing binary systems, the substantial (65.7%) C₆-C₈ CHON contribution again shows that the *o*-cresol-derived nitrocatechols play a significant role. CHO compounds make a significant contribution with normalized abundance $\sim 14\%$. Whilst the CHON compounds mainly consist of C₆-C₈ compounds, the CHO compounds comprise both C₆-C₈ and C₉-C₁₀ compounds. SOA production in the ternary system appears not to be entirely
605 driven by any single precursor and additionally, the overwhelming negative mode CHON dominance which may be controlled by sensitivity of the electrospray method, does not appear to the same degree in the ternary system as it does in the *o*-cresol-containing binaries.

There was a small contribution to the CHO group from compounds with more than 15 C atoms. Whilst relatively low in
610 normalised signal contribution, they were found in all ternary repeat experiments and can be presumed to be accretion products. As an indication of the relative contribution of accretion products to the SOA particle mass in each system, table S2 shows the signal-attributed mass concentration of molecules with nC>21 that observed confidently in all repeat experiments, by scaling the fractional signal contribution to the measured PM mass at the end of the experiment. The signal-attributed mass concentration of these large molecules is around 6, 575 and 80 times lower in the single VOC isoprene system ($0.002 \mu\text{g}/\text{m}^3$)
615 than in the isoprene / *o*-cresol ($0.013 \mu\text{g}/\text{m}^3$), α -pinene / isoprene ($1.15 \mu\text{g}/\text{m}^3$) and ternary ($0.16 \mu\text{g}/\text{m}^3$) mixtures respectively.

3.2.2.2. Negative Ionisation Aggregate Particle Component Properties

This section describes average properties of the SOA PM mass using a variety of chemical metrics including molar carbon
620 number (nC), molar hydrogen to carbon ratio (H/C), oxygen to carbon ratio (O/C), average oxidation state ($\overline{\text{OS}}_c$), double bond equivalent (DBE) and double bond equivalent to carbon ratio (DBE/C). The molar carbon number reflects to the average size of SOA particle components and often the major condensed-phase products retain the same carbon number as the precursor (Romonosky et al., 2015). The H/C and O/C provides summary information about chemical composition of bulk organics, and $\overline{\text{OS}}_c$ corresponds to the average degree of oxidation of carbon in the organic species (value of $\overline{\text{OS}}_c$ increasing upon
625 oxidation)(Daumit et al., 2013; Safieddine and Heald, 2017). The $\overline{\text{OS}}_c$ values were calculated by using $2 * \text{O}/\text{C}-\text{H}/\text{C}$ for CHO, CHONS, and CHOS compounds due to the low measured abundances fractions of two species in the oxidation products we observed in section 3.2.2.1 and 3.2.2.3. For CHON compound, equation $\overline{\text{OS}}_c = 2 * \text{O}/\text{C}-\text{H}/\text{C}-(\text{OS}_N * \text{N}/\text{C})$ was used to determined

the \overline{OSc} . The $OS_N=+5$ if $nO \geq 3$ and $OS_N=+3$ if $nO < 3$ for CHON compounds (Kroll et al., 2011). It is common to use DBE and DBE/C to quantify the unsaturated bonds (and aromaticity) in a molecule. The DBE corresponds to the sum of unsaturated bonds (including aromatic and cycloalkene ring) and increasing DBE/C ratios indicates increasing contribution of the signal from molecules containing aromatic rings (Koch and Dittmar, 2006).

Table 3 shows the signal-weighted chemical metrics from compounds detected in all repeat experiments in each system. All properties were normalised to the total detected compound abundance. All parameters in the single VOC α -pinene and binary α -pinene/isoprene systems are similar, consistent with the dominance of α -pinene-derived particle mass in the binary system. In contrast, the H/C value decrease from 1.46 to 1.03 and the O/C value remain constant (-0.5) in binary α -pinene / *o*-cresol compared to the single VOC α -pinene system. Indeed, the signal-intensity weighted average values of all chemical parameters shows that the *o*-cresol single VOC system aggregate properties are very similar to those in both *o*-cresol containing binary system, with an understandably high level of aromaticity (DBE/C ≥ 0.67) (Koch and Dittmar, 2006), indicating that oxidation and partitioning to the particles in the unary and binary *o*-cresol systems is largely ring preserving. The \overline{OSc} value decreased from -0.55 to -0.63 in α -pinene / *o*-cresol compared to the single VOC *o*-cresol system suggests less oxidised products were formed when introducing α -pinene precursors into single *o*-cresol system. The abundance-weighted average values of all chemical parameters in the particles in the ternary mixture do not show common features with any single precursors system, with the coincidental exception of the nC and O/C value that are similar to that in the *o*-cresol system.

Table 3: Intensity Weighted Average Values from negative ionization mode LC-Orbitrap MS for O/C, H/C, \overline{OSc} , DBE/C, DBE and the number of carbons present (nC) for SOA filters extracts from single and mixed precursor experiments

Chemical parameters	α -pinene	Isoprene	<i>o</i> -cresol	α -pinene/ Isoprene	Isoprene/ <i>o</i> -cresol	α -pinene/ <i>o</i> -cresol	α -pinene/ Isoprene/ <i>o</i> -cresol
nC	11.57	7.08	7.01	10.63	7.03	7.56	7.75
H/C	1.46	1.27	0.99	1.46	1.00	1.03	1.08
O/C	0.51	0.81	0.57	0.52	0.48	0.52	0.55
\overline{OSc}	-0.58	0.26	-0.55	-0.57	-0.7	-0.63	-0.55
DBE/C	0.39	0.57	0.71	0.40	0.70	0.68	0.65
DBE	4.28	3.90	5.01	4.37	4.98	5.02	4.89

The weighted average number of carbons in α -pinene experiment (~11) indicated that a modest accretion reaction (including oligomerization and functionalization) occurred in oxidation, and that the α -pinene particle phase oxidation products had significant impact on α -pinene / Isoprene binary system. The average carbon number of isoprene SOA particles was larger than the isoprene precursor (C_5), implying particle-phase accretion reactions such as organosulfate formation though forming very little particle mass in the current study. The similarity of properties between the single VOC *o*-cresol system and its binary mixtures suggest that common compounds dominate the signals, and from Fig.4(c), (e) and (f) it can be seen that these are compounds in the CHON elemental category. In addition, the DBE/C values indicate dominance of the major oxidation

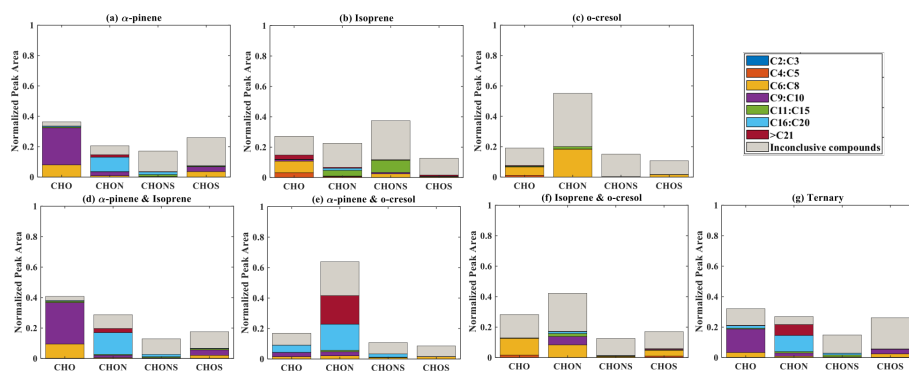
655 products in these *o*-cresol containing systems by condensed aromatic structure, consistent with the finding in Ahlberg et al.
660 (2017).

3.2.2.3. Positive Ionization mode

660 Figure 5 presents the positive ionisation mode signal fraction of compounds in representative experiments that can be
665 confidently stated as found in each of the systems (i.e. found in every repeat experiment in this system) in the coloured stacked
bars according to their carbon number and classified according to their elemental CHO, CHON, CHOS, and CHONS
categories. Also shown in the grey bar is the signal fraction of compounds that are inconclusively found in the experiment in
each system classified by elemental grouping, but not found in all repeat experiments and chamber background. The fractional
contributions of confidently stated as products are similar for each experiment in a particular system.

665 It is evident that there is a generally a greater fraction of the positive ionisation mode signal that is inconclusive than in negative
ionisation mode as shown in Figure 4. This indicates a larger variability in composition between repeat experiments with some
compounds not found in some repeats experiments, or a larger fraction of the signal from compounds also found on chamber
background filters.

670



675 **Figure 5:** The normalized signal intensity distribution of different compound categories (CHO, CHON, CHOS, and CHONS) for
various single and mixed precursor systems in Positive ionization mode by LC-Orbitrap MS. The grey bar (inconclusive compounds)
signal attributed to compounds that were not universally found in all repeat experiments.

a) α -pinene

In the single precursor α -pinene system (Fig 5. (a)), 33.5% of the total signal abundance was from CHO compounds found in each repeat experiment with the majority of molecules containing between 6 and 10 carbon atoms. The compounds confidently found in the CHOS category provided 7.4% of the signal fraction, also mainly comprising compounds with 6 to 10 carbon atoms. The remainder of signal was observed in CHON (14.6%) and CHONS (3.5%) categories, which were found in all repeat experiments in this system mainly comprised large compounds, with some $nC < 11$ molecules in these CHON category. The contribution of C_9 to C_{10} molecules in the CHO and CHONS categories are consistent with previous studies of α -pinene ozonolysis and OH oxidation in the presence of NO_x and seed particles (Winterhalter et al., 2003, Yasmeeen et al., 2012). The signal contribution of CHO compounds and CHOS with carbon number 6 to 8 suggested that fragmentation plays an important role. It is likely that these compounds formed from fragmentation of alkoxy radicals ($RO_2 + NO \rightarrow RO + NO_2$) (Pullinen et al., 2020).

The CHOS and CHONS compounds may be attributed to esterification of α -pinene SOA. Experimental results from Surratt et al. (2007b) reported that the sulphate ester and/or its derivatives has significant contribution in SOA formation of α -pinene photo-oxidation in the presence of ammonium sulphate seed. The large molecules in CHON and CHONS groups suggest the occurrence of accretion reactions between peroxy-peroxy radicals containing nitrogen and sulfur ($RO_2 + R'O_2 \rightarrow ROOR' + O_2$) (Pullinen et al., 2020).

b) Isoprene

Considering only the compounds found in all repeat experiments and not on the background filter, the dominant contribution in the isoprene signal in its single VOC photo-oxidation system were observed in the CHO category with a normalized signal of 14.8%, with molecules mostly comprising 5-8 carbon atoms or larger molecules with carbon number greater than 9 (Fig 5(b)). CHONS compounds are the next largest constituent, with 11.7% of the total signal. More than half of the CHONS signal is from large molecules ($nC > 11$), the rest of the CHONS compounds mainly comprising molecules with carbon number 6 to 10. The remainder of the signal was found in the CHON and CHOS categories with carbon number greater than 11. Compounds which could not be confidently attributed to the isoprene system owing to their sole presence in every repeat experiment made a significant contribution (~65%) to the total signal, though an even greater fraction of inconclusive signal (78.9%) was observed in negative ionization mode (likely resulting from the extremely low total mass yield).

Clearly accretion reactions dominated the isoprene system in the positive (as well as negative) ionisation modes. Contribution of CHONS compounds in total SOA are consistent with the formation of organosulphate and nitrooxy organosulphate by uptake of isoprene oxides on ammonium sulphate particles (Surratt et al., 2007b; Surratt et al., 2007a). Moreover, the presence of C_4 - C_5 molecules in CHO categories could be simply explained by the gas phase oxidation pathway of isoprene, though as with the negative mode samples, it is unclear why such small molecules partition to the particle phase. The possible interpretations is that weakly bound large molecules fragment during LC-Orbitrap MS analysis, and/or due to the possibly gas phase filter absorption (Lopez-Hilfiker et al., 2016).

Formatted: Subscript

Commented [YS2]: New reference added

c) *o*-cresol

Fig.5c shows that approximately 20% of the signal is in the CHON category in the single VOC *o*-cresol system. The majority (18.3%) of signal from confidently attributable molecules found in all repeat experiments in this CHON category contain 6 to 8 carbon atoms. Signal in the CHO, and CHOS categories is similarly dominated by compounds containing 6 to 8 carbon atoms with fractional contributions of 5.4%, and 1.7% respectively. Specifically, the C₇ compounds has fractional signal contributions 3.8%, which is approximate 3 times higher than C₆ (1.1%) and about 12 times higher than C₈ molecules (0.3%) in CHO categories. In the CHOS categories, C₆ organic species (1.3%) made the dominant contribution compared to C₇ (0.3%) and C₈ (0.05%) species. The CHONS category in this system almost entirely comprised molecules that were not found in all repeat experiments so are considered inconclusive in this analysis.

Compounds found in all repeat experiments with between 11 and 15 carbon atoms in the CHON category account for 1.6 % of the signal (with C₁₄ 1.5% and C₁₁₋₁₂ 0.1%). It is likely that the majority of of C₁₁ to C₁₅ signal is attributed to C₇ dimers.

C₆₋₈ CHON compounds are likely to be second-generation *o*-cresol oxidation products such as dihydroxy nitrotoluene which are also detected in negative ionization mode as a result of being both protonated and deprotonated. The CHO compound present in this study might have some contribution from multi-generation products generated from decomposition of bicyclic intermediate compounds formed from OH oxidation of *o*-cresol, as reported by (Schwantes et al., 2017), but are probably mainly dihydroxy toluene compounds, which have been reported with a 70% yield from *o*-cresol oxidation (Olariu et al., 2002). Decomposition of bicyclic intermediate compounds leading to formation of unsaturated carbonyl molecules could form oligomeric species resulting in formation of the C₁₁₋₁₅ molecules in the CHO, and CHON groups.

d) binary α -pinene / isoprene mixture

The elemental categories in the binary α -pinene/isoprene samples shown in Fig.5(d) indicate a high similarity to the single VOC α -pinene system (Fig.5 (a)), with CHO compounds dominating the total signal and predominantly containing 9 to 10 carbon atoms, but with some fragmentation to C₆-C₈. The signal intensity of CHOS compounds reduced by 0.7% of the total signal in the binary system (Fig 5. (d)) compared to the single VOC α -pinene system (Fig 5.(a)), mostly in the C₆-C₈ signal. In contrast, the signal intensity of CHON components is 19.7% of the total in the binary system, 5.1% higher than in the single VOC α -pinene system, with the enhancement in molecules with carbon number >16.

The similarity in the elemental categorisation between single VOC α -pinene and binary α -pinene / isoprene system again supports the contention that α -pinene components dominate the total signal in the binary system. However, the enhancement of CHON compounds intensity in binary system possible implies an increase in the RO₂/NO₂ or RO₂/NO termination pathways leading to stronger organic nitrate formation. A large fraction of the signal from molecules with carbon number greater than 16 in this binary system might be attributed to dimerization of gas-phase nitrated highly oxidized molecules.

e) binary systems containing *o*-cresol

The distribution of SOA products from α -pinene / *o*-cresol (Fig.5(e)) and isoprene / *o*-cresol binary systems (Fig 5(f)) show obvious differences compared to the corresponding single precursor systems. In the α -pinene / cresol binary system, the dominant signal intensity was contributed by CHON compounds, and they mainly comprise molecules with more than 16 carbon atoms. The rest of the signal was found in the CHO (9.0%), CHOS (1.6%), and CHONS (3.3%), categories, while compound with $nC \geq 9$ made up a significant proportion. In the isoprene/*o*-cresol system, most of the compounds were in the CHON category (17.2%), and the majority of them were composed of 6 to 10 carbon atoms. C₉-C₁₅ molecules also made a non-negligible contribution in CHON compounds (7.4%). The remainder of the signal was found in the CHO (12.9%), CHONS (1.3%) and CHOS (5.8%) categories, again concentrated at C₆₋₈.

Lack of similarities between *o*-cresol containing binary systems and the corresponding sole precursor systems in the positive ionisation mode, suggests a significant contribution to the signal from the unique compounds shown in Figure 3 exerting some control over the elemental composition of SOA in binary systems. For instance, cross-products from α -pinene and *o*-cresol gas or particle-phase oxidation probably contribute to the high carbon number compounds in binary system. In the isoprene/*o*-cresol system, high C₆-C₈ contributions in all categories were likely from *o*-cresol, though the other contributions were dissimilar to the individual precursor systems.

f) ternary α -pinene / isoprene / *o*-cresol mixture

The distribution of SOA products in ternary system (Fig.5(g)) was very similar to the single precursor α -pinene experiments (Fig.5(a)). The dominant compounds were found in the CHO categories with signal intensity of 21.1%, most of them with 6 to 10 carbon atoms. The 17.5% signal contribution of molecules with carbon number greater than C₁₆ in CHON is 7.2% higher than signal intensity of CHON molecules with carbon number >16 in the single precursor α -pinene system (10.3%).

The most notable difference between the positive mode signal in the ternary system and the single precursor systems was the high contribution of molecules with $nC > 21$ in the CHON category. As an indication of the relative contribution of accretion products to the SOA particle mass in each system, table.S2 shows that the signal-attributed mass concentration of molecules ($nC > 21$) in the single VOC isoprene system, at 0.016 $\mu\text{g m}^{-3}$, is significant lower than in the α -pinene/*o*-Cresol binary (2.85 $\mu\text{g m}^{-3}$), and is about 8 times less than in the isoprene / *o*-cresol binary (0.14 $\mu\text{g m}^{-3}$) and 70 times less than the ternary (1.10 $\mu\text{g m}^{-3}$) systems, which is comparable to the single precursor α -pinene system (1.34 $\mu\text{g m}^{-3}$). The SOA particle products of the ternary system are mainly attributable to α -pinene oxidation, and accretion reactions, possibly across different precursor products, leading to high carbon number nitrogen-containing compounds.

3.2.2.4. Positive Ionisation Aggregate Particle Component Properties

780 Table 4 shows the intensity weighted average values for compounds detected in positive ionisation mode in all repeat experiments of individual SOA systems. All properties were normalised to the total detected compounds abundance. Clearly, the nC values in all three single VOCs systems were higher than their precursor's carbon number. For example, the nC values in isoprene SOA is 11.73, which is 2 time higher than carbon number of isoprene (C₈). In the binary α -pinene/Isoprene system, the nC (11.90) slightly higher than in single α -pinene system (11.55), and in single isoprene system, suggesting a contribution from each. The OSc values seem comparable in both single systems and binary α -pinene/isoprene system. The average value of nC in binary α -pinene/*o*-cresol system (17.88) was significantly higher than the single VOC α -pinene (11.55) and *o*-Cresol systems (7.61). The O/C values in binary α -pinene/*o*-cresol system was approximately 0.15 lower than sole α -pinene and *o*-cresol system, while the H/C values in binary α -pinene/*o*-cresol system is comparable to single α -pinene, and about -0.4 higher than sole *o*-cresol system. The average value of nC in the binary isoprene/*o*-cresol system (8.43) was lower than sole isoprene systems (nC=11.73), but higher than single *o*-cresol system (nC=7.61). The signal intensity weighted values for all chemical parameters in the ternary mixture shown no obvious similarity to those in any sole precursor system with the exception of DBE/C parameter.

785 It is apparent in the positive mode that accretion reactions occurred, and its products play an essential role in single isoprene system, the binary α -pinene-containing systems and the ternary system. It cannot be discounted that chemical transformation may occur during filter sample preparation, which might impact on the intensity weighted average values of various chemical properties. Moreover, although some of the chemical parameters in the binary system show similar values compared to single precursor systems, the significant differences between mixed systems and those of the individual precursors imply that categories of components in the mixed systems were controlled by the compounds that were unique to the mixture and not found in the single precursor systems.

Table 4: Intensity Weighted Average Values obtained from positive ionization mode LC-Orbitrap MS for O/C, H/C, OSc, DBE, and the number of carbons (nC) present for SOA filters extracts from single and mixed precursor's experiment.

Chemical parameters	α -pinene	Isoprene	<i>o</i> -Cresol	α -pinene/ Isoprene	Isoprene/ <i>o</i> -Cresol	α -pinene/ <i>o</i> -Cresol	α -pinene/ Isoprene/ <i>o</i> -Cresol
nC	11.55	11.73	7.61	11.90	8.43	17.88	13.69
H/C	1.56	1.65	1.09	1.54	1.25	1.55	1.52
O/C	0.32	0.36	0.36	0.29	0.46	0.17	0.23
OSc	-0.95	-1.00	-0.66	-1.03	-0.50	-1.38	-1.17
DBE/C	0.32	0.32	0.64	0.33	0.54	0.31	0.33
DBE	3.72	3.15	4.82	3.86	4.28	5.49	4.55

805

3.2.2.5. Insights from the combination of positive and negative mode elemental categorisation of signal contribution

Considering the results of both negative and positive ionization modes, the α -pinene derived compounds unsurprisingly dominate the elemental categorisation of binary α -pinene /isoprene binary system, since the α -pinene produced a much greater mass concentration than isoprene. The average carbon number in positive ionization mode (Table 3 and 4) shows that SOA formation in the binary α -pinene / isoprene binary system involves similar accretion products as found in the single VOC α -pinene system. Whilst *o*-cresol generated appreciable SOA particle mass concentration, this was still significantly lower than in the single α -pinene system. However, the negative mode analysis suggests that *o*-cresol oxidation products can make a more significant contribution than α -pinene products, notwithstanding the particularly high sensitivity to aromatic nitro-compounds, which make a high contribution to the *o*-cresol CHON category. The positive mode, being sensitive to a different subset of the compounds, differs to the observations in negative ionisation mode. The observation in positive mode reveals that SOA elemental composition in binary *o*-cresol/ α -pinene system is not driven by any single precursors' oxidation products but by the new compounds that appear to be *o*-cresol / α -pinene large molecular cross-products. Approximately half of number of compounds were unique in the binary *o*-cresol/ α -pinene system in both positive and negative modes (Fig. 2(b) and Fig 3(b)). In the *o*-cresol/isoprene system, it may be expected that the elemental composition was driven by the *o*-cresol since the isoprene oxidation produced very little particulate mass compared to that of *o*-cresol. Negative ionization results were consistent with this, though positive mode indicated an additional significant contribution from *o*-cresol / isoprene large molecular cross-products. Overall SOA particle formation in binary systems can be seen to be mainly dependent on the high yield precursors, but also influenced by the interaction between products of the individual precursors, with the unique compounds making a greater contribution than any sole precursor's products in positive ionization mode of the *o*-cresol/ α -pinene system. In the ternary system, the elemental composition shares striking resemblance of single α -pinene system in positive ionization mode, but in negative ionization mode, there was little similarity with any single precursor system, with all three precursors contributing. On the other hand, the elemental grouping results clearly shown that the compounds that were not present in all repeat experiments and hence inconclusively attributable in all precursor system made non-negligible contributions in both modes (especially in positive ionization), suggesting the repeatability of SOA chemical composition in each system is not ideal. This may be an artefact of the inherent difficulty of precisely replicating operating process during chamber experiments. It should not affect the analysis of SOA chemical characterization between single and mixture precursor systems, since only the confidently attributable compounds between repeat experiments were employed for comparison.

835

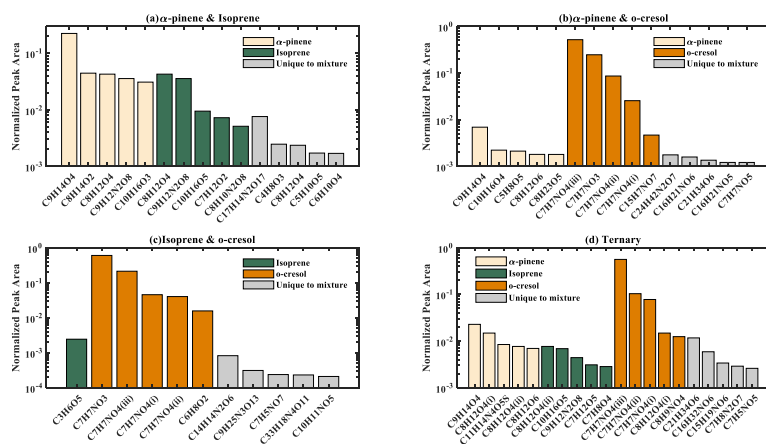
3.2.3. Molecular Characterization of Particulates Organics

3.2.3.1. Negative Ionization Mode

840

This section aims to investigate whether the components in mixtures were also present at significant fractional abundance in particles or absent from any of the single VOC photo-oxidation system. The absence in the single VOC systems of those components making a substantial contribution to the mixtures may be indicative of interactions during the photochemistry and multiphase processing giving rise to tracers of the combinations of VOC precursors in multicomponent particles that may be
 845 of use in SOA source attribution in future ambient studies. The normalized peak area of 15 selected compounds in binary mixed system and 20 selected compounds ternary mixed system are shown in Figure 6. In all mixed systems, the five compounds with the highest signal fraction that were also present in each corresponding single precursor systems are shown alongside the top five compounds uniquely found in the mixture but absent from any single precursor system.

850 Only compounds found in all repeat experiments in each system were chosen for this analysis, so there is confidence in the component identification.



855 **Figure 6:** The dominant 15 compounds in terms of their normalized peak area in the mixed VOC systems shown in the bars: (a) binary α -pinene / Isoprene system; (b) binary α -pinene / *o*-cresol; (c) binary Isoprene / *o*-cresol; (d) ternary system respectively. The normalized peak area of these selected 10 compounds in a mixed precursor's system are also presented if they existed in corresponding single precursor's system (yellow: single α -pinene, green: isoprene, orange:*o*-cresol). The compounds are considered

identical in the mixed system and single VOC systems if they have the same empirical formula and a retention time difference of <0.1min in negative ionization mode.

860

a) the binary α -pinene / isoprene system

The components in binary mixture system that were also found in the single precursor α -pinene system were found to have a larger signal fraction than those found in the single isoprene system and the unique compounds. In particular, it was found that $C_9H_{14}O_4$ made the greatest signal contribution (Fig6(a)). This is also the case in the single precursor α -pinene system, and is likely to be pinic acid due to this peak has similar fragmentation pattern (Figure S3) compared to results reported in Yasmeeen et al. (2010). $C_8H_{14}O_2$ and $C_9H_{12}N_2O_8$ made a non-negligible contribution in the binary mixture system with normalized molecular abundance 4.4% and 3.4% and were also found conserved in both single precursors systems. Compounds that were only present in the binary mixture had relatively low abundance, with the highest contribution from $C_{17}H_{14}N_2O_{17}$ with only 0.7% of total signal fraction. Clearly the SOA particle composition in the binary α -pinene / isoprene system was dominated by α -pinene components and partially contributed by isoprene, but not those from cross-products from their interaction.

870

b) binary α -pinene / *o*-cresol system

As shown in (Fig.6 (b)), the most four abundant peaks (three $C_7H_7NO_4$ isomers (i to iii) and $C_7H_7NO_3$) in the mixture were found to be present in the single precursor *o*-cresol system. $C_7H_7NO_4$ isomers in the binary mixture had signal contributions of 51.7% (iii), 8.6%(ii) and 2.5% (i) respectively, with the $C_7H_7NO_3$ contribution 24.3%. $C_9H_{14}O_4$ is present in both the single VOC α -pinene system and mixed system, with relatively high (0.68%) signal contribution in the mixed system compared to the other four compounds common to the mixture and α -pinene alone. The top five unique compounds in binary mixture system had small normalized signal fraction to total sample abundance in a range of 0.12% to 0.17%.

875

The four dominant compounds in the binary mixture are all nitro-aromatic compounds formed in the oxidation of *o*-cresol (Schwantes et al., 2017; Kitanovski et al., 2012). $C_7H_7NO_4$ are multiple isomers of methyl-nitrocatechol with the methyl, hydroxyl and nitro groups at various positions on the aromatic rings. $C_7H_7NO_3$ was identified as methyl-nitrophenol. (Details of deprotonated species of $C_7H_7NO_4$ and $C_7H_7NO_3$ in table S1). As with the group categorisation, care must be taken with the interpretation of the molecular contributions to the signal owing to the enhanced sensitivity of electrospray ionisation.

880

885 c) binary isoprene / *o*-cresol system

Fig. 6(c) shows that only one compounds in the binary isoprene / *o*-cresol system was unequivocally observed in all repeat experiments the single isoprene precursor system. Components present in single *o*-cresol system make higher contribution in binary mixture system than isoprene derived compounds and those unique to the mixture, with one $C_7H_7NO_3$ and three $C_7H_7NO_4$ isomers making the most significant contribution. According to the deprotonated molecular species fragmentation (table S1), three $C_7H_7NO_4$ isomers were found at retention time 9.14, 4.52 and 7.53. These three $C_7H_7NO_4$ have similar

890

fragmentation ions that relate to loss of NO ion ($m/z=138$) and NOH ion ($m/z=137$). The five compounds that were unique to the mixture were found to make negligible contribution to total sample abundance (between 0.05% to 0.2%).

As in the α -pinene / *o*-cresol binary mixture, the compounds found in the *o*-cresol system dominate the SOA particles in the binary isoprene / *o*-cresol system. Isoprene-derived compounds were found to make a negligible contribution; all of dominant
895 compounds in the binary system were found in the single VOC *o*-cresol system, and only one compounds in the single VOC isoprene system. There is no evidence to suggest that a compound has high enough contribution to act as tracer for the binary mixture. The three dominant compounds ($C_7H_7NO_4$ isomers) were uniquely identified as *o*-cresol oxidation products (methyl-nitrocatechol isomers) with similar retention time and fragmentation ions as the $C_7H_7NO_4$ compounds that were found in the binary α -pinene / *o*-cresol system. As with the group categorisation the consideration of enhanced sensitivity of electrospray
900 ionization must be borne in mind in the isoprene/*o*-cresol and α -pinene / *o*-cresol mixtures.

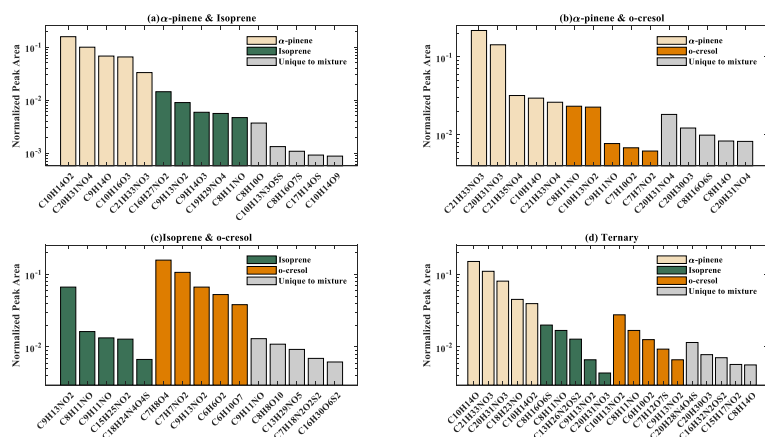
d) the ternary mixture

In the ternary system (Fig.6 (d)), the top 3 largest contributing signal ($C_7H_7NO_4$ isomers) are an *o*-cresol oxidation product, the other two *o*-cresol compounds has comparable normalized peak area (~1.2%). Also, the α -pinene SOA also make non-
905 negligible contribution in a range of 0.7% to 2.2% in the ternary mixture system though significantly lower than *o*-cresol derived compounds. Five isoprene derived compounds (0.28% to 0.76%) make comparable signal contribution to the five unique compounds (0.25% to 1.1%).

o-cresol SOA and α -pinene SOA clearly significantly influenced the chemical composition in the ternary system, while the
910 isoprene SOA and unique compound contributions are modest. A unique potential tracer compounds ($C_{21}H_{34}O_6$) was only observed in this ternary mixture of α -pinene, *o*-cresol and isoprene with a 1.1% contribution and was found in all repeat experiments.

3.2.3.2. Positive Ionization Mode

915 Figure 7 compares the normalized peak area of selected compounds in mixed and single precursor systems in Positive Ionization Mode. As the negative ionization mode, figure 7 shows 15 selected compounds in each binary mixed system and 20 compounds in ternary mixed system, following the same selection criteria.



920 **Figure 7:** The dominant 15 compounds in terms of their normalized peak area in the mixed VOC systems shown in the bars: (a)
 binary α -pinene / Isoprene system; (b) binary α -pinene / *o*-cresol; (c) binary Isoprene / *o*-cresol; (d) ternary system respectively.
 The normalized peak area of these selected 10 compounds in a mixed precursor's system are also presented if they existed in
 925 corresponding single precursor's system (yellow: single α -pinene, green: isoprene, orange:*o*-cresol). The compounds are considered
 identical in the mixed system and single VOC systems if they have the same empirical formula and a retention time difference of
 <0.1min in positive ionization mode.

Deleted: 7

a) the binary α -pinene / Isoprene system

Fig.7(a) indicates that α -pinene derived compounds dominated the binary α -pinene / isoprene system, $C_{10}H_{14}O_2$ with the
 highest normalized peak area of 15.5% followed by $C_{20}H_{31}NO_4$ at 8.6%. The contribution of isoprene derived compounds
 930 (0.5%-1.4%) is lower than that of those derived from α -pinene, but higher than compounds unique to the mixture, the highest
 fractional abundance of which was 0.32% ($C_8H_{10}O$).

The particle components in the binary α -pinene/isoprene system was substantially driven by the α -pinene components as found
 in negative ionization mode, likely resulting from the low SOA yield of isoprene oxidation under the conditions of our
 935 experiment. The isoprene components had little influence on the composition in this system. There is insufficient information
 to suggest that a compound has high enough contribution to act as tracer for the binary mixture, but compounds unique to this
 mixture with seed particles under moderate NO_x conditions were found to be sulphur-containing.

Formatted: Subscript

b) binary α -pinene / *o*-cresol system

Two α -pinene derived compounds dominated this system ($C_{21}H_{33}NO_3$ and $C_{20}H_{31}NO_3$) in positive ionisation mode (Fig.7 (b)). The other three α -pinene derived compounds were found at comparable levels to the top two derived from *o*-cresol ($C_8H_{11}NO$ and $C_{10}H_{13}NO_2$) at approximately 2.5% of total molecular signal. The contribution of compounds unique to the mixture were
945 lower than all five α -pinene derived compounds, but higher than most of *o*-cresol SOA. The highest contribution from these unique compounds was $C_{21}H_{33}NO_4$ with 1.8% signal intensity.

Although both α -pinene and *o*-cresol oxidation products contributed to this system, the most abundant peaks ($C_{21}H_{33}NO_3$ and $C_{20}H_{31}NO_3$) were only found in the single precursor α -pinene system but not in the single precursor *o*-cresol system. The
950 nitrogen-containing compound ($C_{21}H_{33}NO_4$) might act as tracer compound for binary system, which is possibly driven by further oxidation of $C_{21}H_{33}NO_3$ compound.

c) binary isoprene / *o*-cresol system

Fig 7(c) shows *o*-cresol derived compounds controlled the particulate chemical composition in this system. The fractional
955 contribution of $C_7H_8O_4$ and $C_7H_7NO_2$ from the *o*-cresol system were 15.5% and 10.5% respectively in the binary mixture. One isoprene derived compound ($C_9H_{13}NO_2$) made considerable contribution (6.6%) in the binary mixture system. Compounds unique to the mixture were $C_9H_{11}NO$ (1.3%), $C_8H_8O_{10}$ (1.0%), $C_{13}H_{29}NO_5$ (0.9%), $C_7H_{18}N_2O_2S_2$ (0.7%), and $C_{16}H_{30}O_6S_2$ (0.6%).

960 The higher yield *o*-cresol made a much more significant contribution to the SOA components than the lower yield isoprene. The significant abundance of two unique compounds ($C_9H_{11}NO$, and $C_8H_8O_{10}$) may result from interactions in the mixture and their exploration for use as tracers of the mixed system might prove useful.

d) The ternary mixture

965 From Fig. 7(d), the dominant compounds of the ternary system in positive ionisation mode were derived from α -pinene with fractional contribution range of 0.39% to 14.9%. The highest peak was $C_{10}H_{14}O$ with signal intensity 14.9%. The top *o*-cresol derived compounds were $C_{10}H_{13}NO_2$, $C_8H_{11}NO$ and $C_6H_{10}O_2$ with 2.7%, 1.6% and 1.2% signal intensity respectively. The top three isoprene derived compounds were $C_8H_{16}O_6S$ (2.0%), $C_{13}H_{26}N_2OS_2$ (1.6%) and $C_{13}H_{26}N_2OS_2$ (1.2%) respectively. $C_{20}H_{28}N_4O_4S$ was unique to the ternary mixture with a fractional contribution approximately ~1.1%, which could be the
970 products from dimerization of α -pinene products or from interactions in the mixture.

The highest SOA yield α -pinene clearly dominated the product distribution of the ternary mixture in positive ionization mode. Isoprene and *o*-cresol derived and unique-to-the-mixture components made little contribution.

4. Conclusion

975 In this study, the SOA chemical composition formed from the photooxidation of α -pinene, isoprene, *o*-cresol and their binary
and ternary mixtures in the presence of NO_x and ammonium sulphate seed particles was determined by non-targeted LC-
Orbitrap MS. SOA particle mass from isoprene was almost negligible under our experimental conditions, *o*-cresol generated
more and α -pinene the highest, and exhibited the highest yield in our experiments.

980 The number of detected SOA compounds and their molecular composition indicated that α -pinene oxidation products have a
dominant influence on the SOA particle composition in the binary α -pinene/isoprene system, which can involve
oligomerization/accretion reactions forming products such as $\text{C}_{20}\text{H}_{31}\text{NO}_4$. The major products in this system shows that SOA
composition is clearly driven by the high α -pinene yield with isoprene oxidation products observed to make a minor
contribution. The nitrogen containing compound $\text{C}_{17}\text{H}_{14}\text{N}_2\text{O}_7$ might be a potential tracer in binary α -pinene/ isoprene system
985 in the presence of ammonium sulphate seed.

The compositional analysis in negative ionization mode reveals that *o*-cresol products dominate SOA particle composition in
the α -pinene/*o*-cresol system, with major contributions from methyl-nitrocatechol isomers ($\text{C}_7\text{H}_7\text{NO}_4$) and methyl-nitrophenol
($\text{C}_7\text{H}_7\text{NO}_3$), though this will be influenced by the high sensitivity in the employed electrospray ionization method. There is a
relatively high contribution to the elemental composition from unique-to-mixture products in positive ionization mode,
990 indicating the significant prevalence of interactions between the oxidation products in this system. The molecular analysis in
both ionization modes also indicated that both α -pinene and *o*-cresol influenced the product distribution in their binary mixture.
Similarly, *o*-cresol oxidation heavily influenced SOA particle composition in the binary isoprene/*o*-cresol system in negative
ionization mode, but unique-to-mixture products had made considerable contribution in the positive ionization mode. The
molecular analysis in both modes suggested that higher yield *o*-cresol products were present in greater abundance than those
995 from isoprene. Two unique compounds ($\text{C}_9\text{H}_{11}\text{NO}$, and $\text{C}_8\text{H}_8\text{O}_{10}$) in positive mode were identified that could behave as tracers
in this system.

SOA composition in binary mixtures was therefore generally strongly determined by the oxidation products of the higher yield
precursors, but interactions leading to cross-product formation also play an important role, especially in *o*-cresol containing
systems.

1000 In the ternary system, the elemental category composition analysis presented in positive ionization mode suggested that the
chemical composition of SOA strongly depends on the sole α -pinene oxidation, with products from the oxidation of α -pinene
and *o*-cresol identified as important in negative ionization mode. The molecular analysis shows that products from both α -
pinene and *o*-cresol strongly influence the composition of SOA particles with very few isoprene oxidation products making a
1005 major contribution, indicating a limited role for isoprene oxidation. Moreover, cross-products $\text{C}_{21}\text{H}_{34}\text{O}_6$ and $\text{C}_{20}\text{H}_{28}\text{N}_4\text{O}_4\text{S}$
were identified as potential tracers in the ternary system.

Formatted: Subscript

This study did not examine the molecular structure of the unique compounds/potential tracers in the mixture precursors systems. The future studies suggest focus on identifying the molecular structure of unique-to-mixture components will help better understand the detailed mechanisms of interactions involved in ambient SOA formation from mixture VOC oxidations.

1010

Data availability

All the data used in this work can be accessed on the open database of the EUROCHAMP programme (<https://data.eurochamp.org/data-access/chamber-experiments/>).

1015

Competing interests

The authors declare that they have no conflict of interest.

Author contributions

1020 GM, MRA, AV, YW and YS conceived the study. AV, YW, YS and MD conducted the experiments. KP provided on-site LC-Orbitrap MS training for filter analysis and provided the automated non-targeted method for LC-Orbitrap MS analysis. YS conducted the data analysis and wrote the manuscript with contribution from all co-authors.

Acknowledgements

1025 The Manchester Aerosol Chamber acknowledges the funding support from the European Union's Horizon 2020 research and innovation programme under grant agreement no. 730997, which supports the EUROCHAMP2020 research programme. Instrumentational support was funded by the NERC Atmospheric Measurement and Observational Facility (AMOF). Y.W. acknowledges the joint scholarship of The University of Manchester and Chinese Scholarship Council. M.R.A. acknowledges funding support by UK National Centre for Atmospheric Sciences (NACS). A.V. acknowledges the funding support by Natural
1030 Environment Research Council (NERC) EAO Doctoral Training Partnership.

References

- Ahlberg, E., Falk, J., Eriksson, A., Holst, T., Brune, W. H., Kristensson, A., Roldin, P., and Svenningsson, B.: Secondary organic aerosol from VOC mixtures in an oxidation flow reactor, *Atmospheric Environment*, 161, 210-220, <https://doi.org/10.1016/j.atmosenv.2017.05.005>, 2017.
- 1035 Andreae, M. O. and Crutzen, P. J.: Atmospheric aerosols: Biogeochemical sources and role in atmospheric chemistry, *Science*, 276, 1052-1058, 1997.
- Arndt, D., Wachsmuth, C., Buchholz, C., and Bentley, M.: A complex matrix characterization approach, applied to cigarette smoke, that integrates multiple analytical methods and compound identification strategies for non-targeted liquid
- 1040 chromatography with high-resolution mass spectrometry, *Rapid Communications in Mass Spectrometry*, 34, 10.1002/rcm.8571, 2019.
- Atkinson, R.: Gas-phase tropospheric chemistry of volatile organic compounds: 1. Alkanes and alkenes, *Journal of Physical and Chemical Reference Data*, 26, 215-290, 1997.
- Atkinson, R.: Atmospheric chemistry of VOCs and NO_x, *Atmospheric Environment*, 34, 2063-2101,
- 1045 [https://doi.org/10.1016/S1352-2310\(99\)00460-4](https://doi.org/10.1016/S1352-2310(99)00460-4), 2000.
- Atkinson, R. and Arey, J.: Gas-phase tropospheric chemistry of biogenic volatile organic compounds: a review, *Atmospheric Environment*, 37, 197-219, 2003.
- Atkinson, R. and Aschmann, S. M.: Products of the gas-phase reactions of aromatic hydrocarbons: Effect of NO₂ concentration, *International Journal of Chemical Kinetics*, 26, 929-944, 10.1002/kin.550260907, 1994.
- 1050 Atkinson, R. B., D. L. Cox, R. A. Crowley, J. N. Hampson, R. F. Hynes, R. G. Jenkin, M. E. Rossi, M. J. Troe, J.: Evaluated kinetic and photochemical data for atmospheric chemistry: Volume I - gas phase reactions of Ox, HOx, NOx and SOx species, *Atmos. Chem. Phys.*, 4, 1738, 10.5194/acp-4-1461-2004, 2004.
- Berndt, T.: Peroxy Radical Processes and Product Formation in the OH Radical-Initiated Oxidation of α -Pinene for Near-Atmospheric Conditions, *The Journal of Physical Chemistry A*, 125, 9151-9160, 10.1021/acs.jpca.1c05576, 2021.
- 1055 Berndt, T., Hyttinen, N., Herrmann, H., and Hansel, A.: First oxidation products from the reaction of hydroxyl radicals with isoprene for pristine environmental conditions, *Communications Chemistry*, 2, 21, 10.1038/s42004-019-0120-9, 2019.
- Berndt, T., Scholz, W., Mentler, B., Fischer, L., Herrmann, H., Kulmala, M., and Hansel, A.: Accretion Product Formation from Self- and Cross-Reactions of RO₂ Radicals in the Atmosphere, *Angewandte Chemie International Edition*, 57, 3820-3824, <https://doi.org/10.1002/anie.201710989>, 2018.
- 1060 Bianchi, F., Kurtén, T., Riva, M., Mohr, C., Rissanen, M. P., Roldin, P., Berndt, T., Crounse, J. D., Wennberg, P. O., Mentel, T. F., Wildt, J., Junninen, H., Jokinen, T., Kulmala, M., Worsnop, D. R., Thornton, J. A., Donahue, N., Kjaergaard, H. G., and Ehn, M.: Highly Oxygenated Organic Molecules (HOM) from Gas-Phase Autoxidation Involving Peroxy Radicals: A Key Contributor to Atmospheric Aerosol, *Chemical Reviews*, 119, 3472-3509, 10.1021/acs.chemrev.8b00395, 2019.
- Bravo-Linares, C., Mudge, S., and Loyola-Sepulveda, R.: Production of volatile organic compounds (VOCs) by temperate macroalgae. The use of Solid Phase Microextraction (SPME) coupled to GC-MS as method of analysis, *Journal of the Chilean Chemical Society*, 55, 227-232, 10.4067/S0717-97072010000200018, 2010.
- 1065 Buiairelli, F., Di Filippo, P., Pomata, D., Riccardi, C., and Bartocci, M.: A liquid chromatography tandem mass spectrometry method for simultaneous analysis of 46 atmospheric particulate-phase persistent organic pollutants and comparison with gas chromatography/mass spectrometry, *International Journal of Environmental Analytical Chemistry*, 97, 797-818, 10.1080/03067319.2017.1369535, 2017.
- 1070 Burnett, R., Pope, C., Ezzati, M., Olives, C., Lim, S., Mehta, S., Shin, H., Singh, G., Hubbell, B., Brauer, M., Anderson, H., Smith, K., Balmes, J., Bruce, N., Kan, H., Laden, F., Prüss-Ustün, A., Turner, M., Gapstur, S., and Cohen, A.: An Integrated Risk Function for Estimating the Global Burden of Disease Attributable to Ambient Fine Particulate Matter Exposure, *Environmental health perspectives*, 122, 10.1289/ehp.1307049, 2014.
- 1075 Camredon, M., Hamilton, J. F., Alam, M. S., Wyche, K. P., Carr, T., White, I. R., Monks, P. S., Rickard, A. R., and Bloss, W. J.: Distribution of gaseous and particulate organic composition during dark α -pinene ozonolysis, *Atmos. Chem. Phys.*, 10, 2893-2917, 10.5194/acp-10-2893-2010, 2010.
- Canagaratna, M. R., Jayne Jt Fau - Jimenez, J. L., Jimenez JI Fau - Allan, J. D., Allan Jd Fau - Alfarra, M. R., Alfarra Mr Fau - Zhang, Q., Zhang Q Fau - Onasch, T. B., Onasch Tb Fau - Drewnick, F., Drewnick F Fau - Coe, H., Coe H Fau - Middlebrook, A., Middlebrook A Fau - Delia, A., Delia A Fau - Williams, L. R., Williams Lr Fau - Trimborn, A. M.,
- 1080

- Trimborn Am Fau - Northway, M. J., Northway Mj Fau - DeCarlo, P. F., DeCarlo Pf Fau - Kolb, C. E., Kolb Ce Fau - Davidovits, P., Davidovits P Fau - Worsnop, D. R., and Worsnop, D. R.: Chemical and microphysical characterization of ambient aerosols with the aerodyne aerosol mass spectrometer, 2007.
- 1085 Carlton, A. G., Wiedinmyer, C., and Kroll, J. H.: A review of Secondary Organic Aerosol (SOA) formation from isoprene, *Atmos. Chem. Phys.*, 9, 4987-5005, 10.5194/acp-9-4987-2009, 2009.
- Cech, N. and Enke, C.: Practical Implications of Some Recent Studies in Electrospray Ionization Fundamentals, *Mass spectrometry reviews*, 20, 362-387, 10.1002/mas.10008, 2001.
- Cech, N. B. and Enke, C. G.: Relating Electrospray Ionization Response to Nonpolar Character of Small Peptides, *Analytical Chemistry*, 72, 2717-2723, 10.1021/ac9914869, 2000.
- 1090 Coscollà, C., Yusa, V., Marti Requena, P., and Pastor, A.: Analysis of currently used pesticides in fine airborne particulate matter (PM 2.5) by pressurized liquid extraction and liquid chromatography-tandem mass spectrometry, *Journal of chromatography. A*, 1200, 100-107, 10.1016/j.chroma.2008.05.075, 2008.
- Cropper, P. M., Eatough, D. J., Overson, D. K., Hansen, J. C., Caka, F., and Cary, R. A.: Use of a gas chromatography-mass spectrometry organic aerosol monitor for in-field detection of fine particulate organic compounds in source apportionment, *Journal of the Air & Waste Management Association*, 68, 390-402, 10.1080/10962247.2017.1363095, 2018.
- 1095 Crouse, J. D., Nielsen, L. B., Jørgensen, S., Kjaergaard, H. G., and Wennberg, P. O.: Autoxidation of Organic Compounds in the Atmosphere, *The Journal of Physical Chemistry Letters*, 4, 3513-3520, 10.1021/jz4019207, 2013.
- Daumit, K. E., Kessler, S. H., and Kroll, J. H.: Average chemical properties and potential formation pathways of highly oxidized organic aerosol, *Faraday Discuss.*, 165, 181-202, 10.1039/c3fd00045a, 2013.
- 1100 DeCarlo, P. F., Kimmel, J. R., Trimborn, A., Northway, M. J., Jayne, J. T., Aiken, A. C., Gonin, M., Fuhrer, K., Horvath, T., Docherty, K. S., Worsnop, D. R., and Jimenez, J. L.: Field-Deployable, High-Resolution, Time-of-Flight Aerosol Mass Spectrometer, *Analytical Chemistry*, 78, 8281-8289, 10.1021/ac061249n, 2006.
- Dommen, J., Metzger, A., Duplissy, J., Kalberer, M., Alfarra, M., Alfarra, M., Gascho, A., Weingartner, E., Prevot, A., Verheggen, B., and Baltensperger, U.: Laboratory observation of oligomers in the aerosol from isoprene/NO_x photooxidation, *Geophysical Research Letters*, 33, 2006.
- 1105 Donahue, N. M., Epstein, S. A., Pandis, S. N., and Robinson, A. L.: A two-dimensional volatility basis set: 1. organic-aerosol mixing thermodynamics, *Atmos. Chem. Phys.*, 11, 3303-3318, 10.5194/acp-11-3303-2011, 2011.
- Eddingsaas, N. C., Loza, C. L., Yee, L. D., Chan, M., Schilling, K. A., Chhabra, P. S., Seinfeld, J. H., and Wennberg, P. O.: α -pinene photooxidation under controlled chemical conditions – Part 2: SOA yield and composition in low- and high-NO_x environments, *Atmos. Chem. Phys.*, 12, 7413-7427, 10.5194/acp-12-7413-2012, 2012.
- 1110 Ehn, M., Thornton, J. A., Kleist, E., Sipilä, M., Junninen, H., Pullinen, I., Springer, M., Rubach, F., Tillmann, R., Lee, B., Lopez-Hilfiker, F., Andres, S., Acir, I.-H., Rissanen, M., Jokinen, T., Schobesberger, S., Kangasluoma, J., Kontkanen, J., Nieminen, T., Kurtén, T., Nielsen, L. B., Jørgensen, S., Kjaergaard, H. G., Canagaratna, M., Maso, M. D., Berndt, T., Petäjä, T., Wahner, A., Kerminen, V.-M., Kulmala, M., Worsnop, D. R., Wildt, J., and Mentel, T. F.: A large source of low-volatility secondary organic aerosol, *Nature*, 506, 476-479, 10.1038/nature13032, 2014.
- 1115 Fiore, A. M., Naik, V., Spracklen, D. V., Steiner, A., Unger, N., Prather, M., Bergmann, D., Cameron-Smith, P. J., Cionni, I., Collins, W. J., Dalsøren, S., Eyring, V., Folberth, G. A., Ginoux, P., Horowitz, L. W., Josse, B., Lamarque, J.-F., MacKenzie, I. A., Nagashima, T., O'Connor, F. M., Righi, M., Rumbold, S. T., Shindell, D. T., Skeie, R. B., Sudo, K., Szopa, S., Takemura, T., and Zeng, G.: Global air quality and climate, *Chemical Society Reviews*, 41, 6663-6683, 10.1039/C2CS35095E, 2012.
- 1120 Gao, S., Keywood, M., Ng, N. L., Surratt, J., Varutbangkul, V., Bahreini, R., Flagan, R. C., and Seinfeld, J. H.: Low-Molecular-Weight and Oligomeric Components in Secondary Organic Aerosol from the Ozonolysis of Cycloalkenes and α -Pinene, *The Journal of Physical Chemistry A*, 108, 10147-10164, 10.1021/jp047466e, 2004a.
- 1125 Gao, S., Ng, N. L., Keywood, M., Varutbangkul, V., Bahreini, R., Nenes, A., He, J., Yoo, K. Y., Beauchamp, J. L., Hodyss, R. P., Flagan, R. C., and Seinfeld, J. H.: Particle Phase Acidity and Oligomer Formation in Secondary Organic Aerosol, *Environmental Science & Technology*, 38, 6582-6589, 10.1021/es049125k, 2004b.
- Glasius, M., Duane, M., and Larsen, B. R.: Determination of polar terpene oxidation products in aerosols by liquid chromatography-ion trap mass spectrometry, *J Chromatogr A*, 833, 121-135, 1999.

- 1130 Hallquist, M., Wenger, J., Baltensperger, U., Rudich, Y., Simpson, D., Claeys, M., Dommen, J., Donahue, N., George, C., and Goldstein, A.: The formation, properties and impact of secondary organic aerosol: current and emerging issues, *Atmospheric chemistry and physics*, 9, 5155-5236, 2009.
- Hamilton, J. F., Bryant, D. J., Edwards, P. M., Ouyang, B., Bannan, T. J., Mehra, A., Mayhew, A. W., Hopkins, J. R., Dunmore, R. E., Squires, F. A., Lee, J. D., Newland, M. J., Worrall, S. D., Bacak, A., Coe, H., Percival, C., Whalley, L. K., Heard, D. E., Slater, E. J., Jones, R. L., Cui, T., Surratt, J. D., Reeves, C. E., Mills, G. P., Grimmond, S., Sun, Y., Xu, W., Shi, Z., and Rickard, A. R.: Key Role of NO₃ Radicals in the Production of Isoprene Nitrates and Nitrooxyorganosulfates in Beijing, *Environmental Science & Technology*, 55, 842-853, 10.1021/acs.est.0c05689, 2021.
- 1135 Henry, K. M., Lohaus, T., and Donahue, N. M.: Organic Aerosol Yields from α -Pinene Oxidation: Bridging the Gap between First-Generation Yields and Aging Chemistry, *Environmental Science & Technology*, 46, 12347-12354, 10.1021/es302060y, 2012.
- 1140 Hoffmann, T., Odum, J. R., Bowman, F., Collins, D., Klockow, D., Flagan, R. C., and Seinfeld, J. H.: Formation of Organic Aerosols from the Oxidation of Biogenic Hydrocarbons, *Journal of Atmospheric Chemistry*, 26, 189-222, 10.1023/A:1005734301837, 1997.
- Iinuma, Y., Böge, O., Kahnt, A., and Herrmann, H.: Laboratory chamber studies on the formation of organosulfates from reactive uptake of monoterpene oxides, *Physical Chemistry Chemical Physics*, 11, 7985-7997, 10.1039/B904025K, 2009.
- 1145 Jimenez, J. L., Canagaratna, M. R., Donahue, N. M., Prevot, A. S. H., Zhang, Q., Kroll, J. H., DeCarlo, P. F., Allan, J. D., Coe, H., Ng, N. L., Aiken, A. C., Docherty, K. S., Ulbrich, I. M., Grieshop, A. P., Robinson, A. L., Duplissy, J., Smith, J. D., Wilson, K. R., Lanz, V. A., Hueglin, C., Sun, Y. L., Tian, J., Laaksonen, A., Raatikainen, T., Rautiainen, J., Vaattovaara, P., Ehn, M., Kulmala, M., Tomlinson, J. M., Collins, D. R., Cubison, M. J., Dunlea, J., Huffman, J. A., Onasch, T. B., Alfarra, M. R., Williams, P. I., Bower, K., Kondo, Y., Schneider, J., Drewnick, F., Borrmann, S., Weimer, S., Demerjian, K., Salcedo, D., Cottrell, L., Griffin, R., Takami, A., Miyoshi, T., Hatakeyama, S., Shimono, A., Sun, J. Y., Zhang, Y. M., Dzepina, K., Kimmel, J. R., Sueper, D., Jayne, J. T., Herndon, S. C., Trimborn, A. M., Williams, L. R., Wood, E. C., Middlebrook, A. M., Kolb, C. E., Baltensperger, U., and Worsnop, D. R.: Evolution of Organic Aerosols in the Atmosphere, *Science*, 326, 1525, 10.1126/science.1180353, 2009.
- Jokinen, T., Sipilä, M., Richters, S., Kerminen, S., Paasonen, P., Stratmann, F., Worsnop, D., Kulmala, M., Ehn, M., Herrmann, H., and Berndt, T.: Rapid Autoxidation Forms Highly Oxidized RO₂ Radicals in the Atmosphere, *Angewandte Chemie International Edition*, 53, 14596-14600, <https://doi.org/10.1002/anie.201408566>, 2014.
- 1155 Kahnt, A., Iinuma, Y., Blockhuys, F., Mutzel, A., Vermeylen, R., Kleindienst, T. E., Jaoui, M., Offenberg, J. H., Lewandowski, M., Böge, O., Herrmann, H., Maenhaut, W., and Claeys, M.: 2-Hydroxyterpenylic Acid: An Oxygenated Marker Compound for α -Pinene Secondary Organic Aerosol in Ambient Fine Aerosol, *Environmental Science & Technology*, 48, 4901-4908, 10.1021/es500377d, 2014.
- 1160 Kiendler-Scharr, A., Wildt, J., Maso, M. D., Hohaus, T., Kleist, E., Mentel, T. F., Tillmann, R., Uerlings, R., Schurr, U., and Wahner, A.: New particle formation in forests inhibited by isoprene emissions, *Nature*, 461, 381-384, 10.1038/nature08292, 2009.
- Kiendler-Scharr, A., Andres, S., Bachner, M., Behnke, K., Broch, S., Hofzumahaus, A., Holland, F., Kleist, E., Mentel, T. F., Rubach, F., Springer, M., Steitz, B., Tillmann, R., Wahner, A., Schnitzler, J. P., and Wildt, J.: Isoprene in poplar emissions: effects on new particle formation and OH concentrations, *Atmos. Chem. Phys.*, 12, 1021-1030, 10.5194/acp-12-1021-2012, 2012.
- 1165 Kiontke, A., Oliveira-Birkmeier, A., Opitz, A., and Birkemeyer, C.: Electrospray Ionization Efficiency Is Dependent on Different Molecular Descriptors with Respect to Solvent pH and Instrumental Configuration, *PLOS ONE*, 11, e0167502, 10.1371/journal.pone.0167502, 2016.
- 1170 Kitanovski, Z., Grgić, I., Yasmeen, F., Claeys, M., and Čusak, A.: Development of a liquid chromatographic method based on ultraviolet-visible and electrospray ionization mass spectrometric detection for the identification of nitrocatechols and related tracers in biomass burning atmospheric organic aerosol, *Rapid Communications in Mass Spectrometry*, 26, 793-804, <https://doi.org/10.1002/rcm.6170>, 2012.
- 1175 Koch, B. P. and Dittmar, T.: From mass to structure: an aromaticity index for high-resolution mass data of natural organic matter, *Rapid Communications in Mass Spectrometry*, 20, 926-932, <https://doi.org/10.1002/rcm.2386>, 2006.

- Kroll, J. H., Ng, N. L., Murphy, S. M., Flagan, R. C., and Seinfeld, J. H.: Secondary organic aerosol formation from isoprene photooxidation under high-NOx conditions, *Geophysical Research Letters*, 32, <https://doi.org/10.1029/2005GL023637>, 2005a.
- 1180 Kroll, J. H., Ng, N. L., Murphy, S. M., Flagan, R. C., and Seinfeld, J. H.: Secondary organic aerosol formation from isoprene photooxidation, *Environmental science & technology*, 40, 1869-1877, 2006.
- Kroll, J. H., Ng, N. L., Murphy, S. M., Varutbangkul, V., Flagan, R. C., and Seinfeld, J. H.: Chamber studies of secondary organic aerosol growth by reactive uptake of simple carbonyl compounds, *Journal of Geophysical Research: Atmospheres*, 110, <https://doi.org/10.1029/2005JD006004>, 2005b.
- 1185 Kroll, J. H., Donahue, N. M., Jimenez, J. L., Kessler, S. H., Canagaratna, M. R., Wilson, K. R., Altieri, K. E., Mazzoleni, L. R., Wozniak, A. S., Bluhm, H., Mysak, E. R., Smith, J. D., Kolb, C. E., and Worsnop, D. R.: Carbon oxidation state as a metric for describing the chemistry of atmospheric organic aerosol, *Nature Chemistry*, 3, 133-139, 10.1038/nchem.948, 2011.
- Li, N., He, Q., Greenberg, J., Guenther, A., Li, J., Cao, J., Wang, J., Liao, H., Wang, Q., and Zhang, Q.: Impacts of biogenic and anthropogenic emissions on summertime ozone formation in the Guanzhong Basin, China, *Atmos. Chem. Phys.*, 18, 7489-7507, 10.5194/acp-18-7489-2018, 2018.
- 1190 Lim, Y. B. and Ziemann, P. J.: Effects of molecular structure on aerosol yields from OH radical-initiated reactions of linear, branched, and cyclic alkanes in the presence of NO x, *Environmental science & technology*, 43, 2328-2334, 2009.
- Liu, L.-b., Liu, Y., Lin, J.-m., Tang, N., Hayakawa, K., and Maeda, T.: Development of analytical methods for polycyclic aromatic hydrocarbons (PAHs) in airborne particulates: A review, *Journal of Environmental Sciences*, 19, 1-11, [https://doi.org/10.1016/S1001-0742\(07\)60001-1](https://doi.org/10.1016/S1001-0742(07)60001-1), 2007.
- Lopez-Hilfiker, F. D., Mohr, C., Ehn, M., Rubach, F., Kleist, E., Wildt, J., Mentel, T. F., Lutz, A., Hallquist, M., Worsnop, D., and Thornton, J. A.: A novel method for online analysis of gas and particle composition: description and evaluation of a Filter Inlet for Gases and AEROSols (FIGAERO), *Atmos. Meas. Tech.*, 7, 983-1001, 10.5194/amt-7-983-2014, 2014.
- 1200 Lopez-Hilfiker, F. D., Mohr, C., D'Ambro, E. L., Lutz, A., Riedel, T. P., Gaston, C. J., Iyer, S., Zhang, Z., Gold, A., Surratt, J. D., Lee, B. H., Kurten, T., Hu, W. W., Jimenez, J., Hallquist, M., and Thornton, J. A.: Molecular Composition and Volatility of Organic Aerosol in the Southeastern U.S.: Implications for IEPOX Derived SOA, *Environmental Science & Technology*, 50, 2200-2209, 10.1021/acs.est.5b04769, 2016.
- McFiggans, G., Mentel, T. F., Wildt, J., Pullinen, I., Kang, S., Kleist, E., Schmitt, S., Springer, M., Tillmann, R., and Wu, C.: Secondary organic aerosol reduced by mixture of atmospheric vapours, *Nature*, 565, 587, 2019.
- 1205 McFiggans, G., Artaxo, P., Baltensperger, U., Coe, H., Facchini, M. C., Feingold, G., Fuzzi, S., Gysel, M., Laaksonen, A., Lohmann, U., Mentel, T. F., Murphy, D. M., O'Dowd, C. D., Snider, J. R., and Weingartner, E.: The effect of physical and chemical aerosol properties on warm cloud droplet activation, *Atmos. Chem. Phys.*, 6, 2593-2649, 10.5194/acp-6-2593-2006, 2006.
- 1210 McLuckey, S. A. and Wells, J. M.: Mass Analysis at the Advent of the 21st Century, *Chemical Reviews*, 101, 571-606, 10.1021/cr990087a, 2001.
- McNeill, V. F.: Aqueous Organic Chemistry in the Atmosphere: Sources and Chemical Processing of Organic Aerosols, *Environmental Science & Technology*, 49, 1237-1244, 10.1021/es5043707, 2015.
- 1215 McVay, R. C., Zhang, X., Aumont, B., Valorso, R., Camredon, M., La, Y. S., Wennberg, P. O., and Seinfeld, J. H.: SOA formation from the photooxidation of α -pinene: systematic exploration of the simulation of chamber data, *Atmos. Chem. Phys.*, 16, 2785-2802, 10.5194/acp-16-2785-2016, 2016.
- Mehra, A., Bannan, T., Worrall, S., Bacak, A., Priestley, M., Liu, D., Zhao, J., Xu, W., Sun, Y., Hamilton, J., Squires, F., Lee, J., Bryant, D., Hopkins, J., Elzein, A., Budisulistiorini, S., Cheng, X., Qi, C., and Coe, H.: Using highly time-resolved online mass spectrometry to examine biogenic and anthropogenic contributions to organic aerosol in Beijing, *Faraday Discussions*, 226, 10.1039/D0FD00080A, 2021.
- 1220 Mentel, T. F., Springer, M., Ehn, M., Kleist, E., Pullinen, I., Kurtén, T., Rissanen, M., Wahner, A., and Wildt, J.: Formation of highly oxidized multifunctional compounds: autoxidation of peroxy radicals formed in the ozonolysis of alkenes – deduced from structure–product relationships, *Atmos. Chem. Phys.*, 15, 6745-6765, 10.5194/acp-15-6745-2015, 2015.
- Mezcua, M., Malato, O., Martínez-Uroz, M. A., Lozano, A., Agüera, A., and Fernández-Alba, A. R.: Evaluation of Relevant Time-of-Flight-MS Parameters Used in HPLC/MS Full-Scan Screening Methods for Pesticide Residues, *Journal of AOAC INTERNATIONAL*, 94, 1674-1684, 10.5740/jaoacint.SGEMezcua, 2011.

- Miljevic, B., Hedayat, F., Stevanovic, S., Fairfull-Smith, K. E., Bottle, S. E., and Ristovski, Z. D.: To Sonicate or Not to Sonicate PM Filters: Reactive Oxygen Species Generation Upon Ultrasonic Irradiation, *Aerosol Science and Technology*, 48, 1276-1284, 10.1080/02786826.2014.981330, 2014.
- 1230 Minaian, J. K.: Development and Deployment of an Airborne Gas Chromatography/Mass Spectrometer to Measure Tropospheric Volatile Organic Compounds, PhD, University of York, 2017.
- Mutzel, A., Rodigast, M., Iinuma, Y., Böge, O., and Herrmann, H.: An improved method for the quantification of SOA bound peroxides, *Atmospheric Environment*, 67, 365-369, <https://doi.org/10.1016/j.atmosenv.2012.11.012>, 2013.
- 1235 Mutzel, A., Rodigast, M., Iinuma, Y., Böge, O., and Herrmann, H.: Monoterpene SOA – Contribution of first-generation oxidation products to formation and chemical composition, *Atmospheric Environment*, 130, 136-144, <https://doi.org/10.1016/j.atmosenv.2015.10.080>, 2016.
- Nestorowicz, K., Jaoui, M., Rudzinski, K. J., Lewandowski, M., Kleindienst, T. E., Spólnik, G., Danikiewicz, W., and Szmigielski, R.: Chemical composition of isoprene SOA under acidic and non-acidic conditions: effect of relative humidity, *Atmos. Chem. Phys.*, 18, 18101-18121, 10.5194/acp-18-18101-2018, 2018.
- 1240 Ng, N., Kwan, A., Surratt, J., Chan, A., Chhabra, P., Sorooshian, A., Pye, H. O., Crounse, J., Wennberg, P., and Flagan, R.: Secondary organic aerosol (SOA) formation from reaction of isoprene with nitrate radicals (NO₃), *Atmospheric Chemistry and Physics*, 8, 4117-4140, 2008.
- 1245 Ng, N. L., Chhabra, P. S., Chan, A. W. H., Surratt, J. D., Kroll, J. H., Kwan, A. J., McCabe, D. C., Wennberg, P. O., Sorooshian, A., Murphy, S. M., Dalleska, N. F., Flagan, R. C., and Seinfeld, J. H.: Effect of NO_x level on secondary organic aerosol (SOA) formation from the photooxidation of terpenes, *Atmos. Chem. Phys.*, 7, 5159-5174, 10.5194/acp-7-5159-2007, 2007.
- Novakov, T. and Penner, J.: Large contribution of organic aerosols to cloud-condensation-nuclei concentrations, *Nature*, 365, 823, 1993.
- 1250 Odum, J. R., Hoffmann, T., Bowman, F., Collins, D., Flagan, R. C., and Seinfeld, J. H.: Gas/particle partitioning and secondary organic aerosol yields, *Environmental Science & Technology*, 30, 2580-2585, 1996.
- Olariu, R. I., Klotz, B., Barnes, J., Becker, K. H., and Mocanu, R.: FT-IR study of the ring-retaining products from the reaction of OH radicals with phenol, o-, m-, and p-cresol, *Atmospheric Environment*, 36, 3685-3697, [https://doi.org/10.1016/S1352-2310\(02\)00202-9](https://doi.org/10.1016/S1352-2310(02)00202-9), 2002.
- 1255 Ono-Ogasawara, M., Myojo T Fau - Smith, T. J., and Smith, T. J.: A simple direct injection method for GC/MS analysis of PAHs in particulate matter, 2008.
- Oss, M., Krueve, A., Herodes, K., and Leito, I.: Electrospray Ionization Efficiency Scale of Organic Compounds, *Analytical Chemistry*, 82, 2865-2872, 10.1021/ac902856t, 2010.
- Pandis, S. N., Paulson, S. E., Seinfeld, J. H., and Flagan, R. C.: Aerosol formation in the photooxidation of isoprene and β -pinene, *Atmospheric Environment. Part A. General Topics*, 25, 997-1008, [https://doi.org/10.1016/0960-1686\(91\)90141-S](https://doi.org/10.1016/0960-1686(91)90141-S), 1991.
- 1260 Pereira, K., Ward, M., Wilkinson, J., Sallach, J., Bryant, D., Dixon, W., Hamilton, J., and Lewis, A.: An Automated Methodology for Non-targeted Compositional Analysis of Small Molecules in High Complexity Environmental Matrices Using Coupled Ultra Performance Liquid Chromatography Orbitrap Mass Spectrometry, *Environmental Science & Technology*, XXXX, 10.1021/acs.est.0c08208, 2021.
- 1265 Pereira, K. L., Hamilton, J. F., Rickard, A. R., Bloss, W. J., Alam, M. S., Camredon, M., Muñoz, A., Vázquez, M., Borrás, E., and Ródenas, M.: Secondary organic aerosol formation and composition from the photo-oxidation of methyl chavicol (estragole), *Atmos. Chem. Phys.*, 14, 5349-5368, 10.5194/acp-14-5349-2014, 2014.
- Pereira, K. L., Hamilton, J. F., Rickard, A. R., Bloss, W. J., Alam, M. S., Camredon, M., Ward, M. W., Wyche, K. P., Muñoz, A., Vera, T., Vázquez, M., Borrás, E., and Ródenas, M.: Insights into the Formation and Evolution of Individual Compounds in the Particulate Phase during Aromatic Photo-Oxidation, *Environmental Science & Technology*, 49, 13168-13178, 10.1021/acs.est.5b03377, 2015.
- 1270 Place, B. J., Ulrich, E. M., Challis, J. K., Chao, A., Du, B., Favela, K., Feng, Y.-L., Fisher, C. M., Gardinali, P., Hood, A., Knolhoff, A. M., McEachran, A. D., Nason, S. L., Newton, S. R., Ng, B., Nuñez, J., Peter, K. T., Phillips, A. L., Quinete, N., Renslow, R., Sobus, J. R., Sussman, E. M., Warth, B., Wickramasekara, S., and Williams, A. J.: An Introduction to the Benchmarking and Publications for Non-Targeted Analysis Working Group, *Analytical Chemistry*, 93, 16289-16296, 10.1021/acs.analchem.1c02660, 2021.
- 1275

- Priego-Capote, F. and Luque de Castro, M. D.: Analytical uses of ultrasound I. Sample preparation, *TrAC Trends in Analytical Chemistry*, 23, 644-653, <https://doi.org/10.1016/j.trac.2004.06.006>, 2004.
- 1280 Pullinen, I., Schmitt, S., Kang, S., Sarrafzadeh, M., Schlag, P., Andres, S., Kleist, E., Mentel, T. F., Rohrer, F., Springer, M., Tillmann, R., Wildt, J., Wu, C., Zhao, D., Wahner, A., and Kiendler-Scharr, A.: Impact of NO_x on secondary organic aerosol (SOA) formation from α -pinene and β -pinene photooxidation: the role of highly oxygenated organic nitrates, *Atmos. Chem. Phys.*, 20, 10125-10147, 10.5194/acp-20-10125-2020, 2020.
- Romonosky, D. E., Laskin, A., Laskin, J., and Nizkorodov, S. A.: High-Resolution Mass Spectrometry and Molecular Characterization of Aqueous Photochemistry Products of Common Types of Secondary Organic Aerosols, *The Journal of Physical Chemistry A*, 119, 2594-2606, 10.1021/jp509476r, 2015.
- 1285 Safieddine, S. A. and Heald, C. L.: A Global Assessment of Dissolved Organic Carbon in Precipitation, *Geophysical Research Letters*, 44, 11,672-611,681, <https://doi.org/10.1002/2017GL075270>, 2017.
- Saldarriaga-Noreña, H., López-Márquez, R., Murillo Tovar, M. A., Arias-Montoya, M., Guerrero-Álvarez, J., and Vergara, J.: Recent Advances for Polycyclic Aromatic Analysis in Airborne Particulate Matter, in, 10.5772/intechopen.79714, 2018.
- 1290 Schervish, M. and Donahue, N. M.: Peroxy radical chemistry and the volatility basis set, *Atmos. Chem. Phys.*, 20, 1183-1199, 10.5194/acp-20-1183-2020, 2020.
- Schwantes, R. H., Schilling, K. A., McVay, R. C., Lignell, H., Coggon, M. M., Zhang, X., Wennberg, P. O., and Seinfeld, J. H.: Formation of highly oxygenated low-volatility products from cresol oxidation, *Atmos. Chem. Phys.*, 17, 3453-3474, 10.5194/acp-17-3453-2017, 2017.
- 1295 Shao, Y., Wang, Y., Du, M., Voliotis, A., Alfara, M. R., O'Meara, S. P., Turner, S. F., and McFiggans, G.: Characterisation of the Manchester Aerosol Chamber facility, *Atmos. Meas. Tech.*, 15, 539-559, 10.5194/amt-15-539-2022, 2022.
- Shilling, J. E., Zawadowicz, M. A., Liu, J., Zaveri, R. A., and Zelenyuk, A.: Photochemical Aging Alters Secondary Organic Aerosol Partitioning Behavior, *ACS Earth and Space Chemistry*, 3, 2704-2716, 10.1021/acsearthspacechem.9b00248, 2019.
- Shilling, J. E., Zaveri, R. A., Fast, J. D., Kleinman, L., Alexander, M. L., Canagaratna, M. R., Fortner, E., Hubbe, J. M., 1300 Jayne, J. T., Sedlacek, A., Setyan, A., Springston, S., Worsnop, D. R., and Zhang, Q.: Enhanced SOA formation from mixed anthropogenic and biogenic emissions during the CARES campaign, *Atmos. Chem. Phys.*, 13, 2091-2113, 10.5194/acp-13-2091-2013, 2013.
- Shrivastava, M., Cappa, C. D., Fan, J., Goldstein, A. H., Guenther, A. B., Jimenez, J. L., Kuang, C., Laskin, A., Martin, S. T., Ng, N. L., Petaja, T., Pierce, J. R., Rasch, P. J., Roldin, P., Seinfeld, J. H., Shilling, J., Smith, J. N., Thornton, J. A., 1305 Volkamer, R., Wang, J., Worsnop, D. R., Zaveri, R. A., Zelenyuk, A., and Zhang, Q.: Recent advances in understanding secondary organic aerosol: Implications for global climate forcing, *Reviews of Geophysics*, 55, 509-559, <https://doi.org/10.1002/2016RG000540>, 2017.
- Singh, D. P., Gadi, R., and Mandal, T. K.: Characterization of particulate-bound polycyclic aromatic hydrocarbons and trace metals composition of urban air in Delhi, India, *Atmospheric Environment*, 45, 7653-7663, 1310 <https://doi.org/10.1016/j.atmosenv.2011.02.058>, 2011.
- Steckel, A. and Schlosser, G.: An Organic Chemist's Guide to Electrospray Mass Spectrometric Structure Elucidation, *Molecules*, 24, 10.3390/molecules24030611, 2019.
- Stroud, C. A., Roberts, J. M., Goldan, P. D., Kuster, W. C., Murphy, P. C., Williams, E. J., Hereid, D., Parrish, D., Sueper, D., Trainer, M., Fehsenfeld, F. C., Apel, E. C., Riemer, D., Wert, B., Henry, B., Fried, A., Martinez-Harder, M., Harder, H., 1315 Brune, W. H., Li, G., Xie, H., and Young, V. L.: Isoprene and its oxidation products, methacrolein and methylvinyl ketone, at an urban forested site during the 1999 Southern Oxidants Study, *Journal of Geophysical Research: Atmospheres*, 106, 8035-8046, <https://doi.org/10.1029/2000JD900628>, 2001.
- Surratt, J. D., Lewandowski, M., Offenberg, J. H., Jaoui, M., Kleindienst, T. E., Edney, E. O., and Seinfeld, J. H.: Effect of Acidity on Secondary Organic Aerosol Formation from Isoprene, *Environmental Science & Technology*, 41, 5363-5369, 1320 10.1021/es0704176, 2007a.
- Surratt, J. D., Chan, A. W. H., Eddingsaas, N. C., Chan, M., Loza, C. L., Kwan, A. J., Hersey, S. P., Flagan, R. C., Wennberg, P. O., and Seinfeld, J. H.: Reactive intermediates revealed in secondary organic aerosol formation from isoprene, *Proceedings of the National Academy of Sciences*, 107, 6640, 10.1073/pnas.091114107, 2010.
- Surratt, J. D., Kroll, J. H., Kleindienst, T. E., Edney, E. O., Claeys, M., Sorooshian, A., Ng, N. L., Offenberg, J. H., 1325 Lewandowski, M., Jaoui, M., Flagan, R. C., and Seinfeld, J. H.: Evidence for Organosulfates in Secondary Organic Aerosol, *Environmental Science & Technology*, 41, 517-527, 10.1021/es062081q, 2007b.

- Surratt, J. D., Murphy, S. M., Kroll, J. H., Ng, N. L., Hildebrandt, L., Sorooshian, A., Szmigielski, R., Vermeylen, R., Maenhaut, W., Claeys, M., Flagan, R. C., and Seinfeld, J. H.: Chemical Composition of Secondary Organic Aerosol Formed from the Photooxidation of Isoprene, *The Journal of Physical Chemistry A*, 110, 9665-9690, 10.1021/jp061734m, 2006.
- 1330 Tomaz, S., Wang, D., Zabalegui, N., Li, D., Lamkaddam, H., Bachmeier, F., Vogel, A., Monge, M. E., Perrier, S., Baltensperger, U., George, C., Rissanen, M., Ehn, M., El Haddad, I., and Riva, M.: Structures and reactivity of peroxy radicals and dimeric products revealed by online tandem mass spectrometry, *Nature Communications*, 12, 300, 10.1038/s41467-020-20532-2, 2021.
- 1335 Wang, K., Huang, R. J., Brüggemann, M., Zhang, Y., Yang, L., Ni, H., Guo, J., Wang, M., Han, J., Bilde, M., Glasius, M., and Hoffmann, T.: Urban organic aerosol composition in eastern China differs from north to south: molecular insight from a liquid chromatography–mass spectrometry (Orbitrap) study, *Atmos. Chem. Phys.*, 21, 9089-9104, 10.5194/acp-21-9089-2021, 2021.
- 1340 Wennberg, P. O., Bates, K. H., Crouse, J. D., Dodson, L. G., McVay, R. C., Mertens, L. A., Nguyen, T. B., Praske, E., Schwantes, R. H., Smarte, M. D., St Clair, J. M., Teng, A. P., Zhang, X., and Seinfeld, J. H.: Gas-Phase Reactions of Isoprene and Its Major Oxidation Products, *Chemical Reviews*, 118, 3337-3390, 10.1021/acs.chemrev.7b00439, 2018.
- Winterhalter, R., Van Dingenen, R., Larsen, B. R., Jensen, N. R., and Hjorth, J.: LC-MS analysis of aerosol particles from the oxidation of α -pinene by ozone and OH-radicals, *Atmos. Chem. Phys. Discuss.*, 2003, 1-39, 10.5194/acpd-3-1-2003, 2003.
- 1345 Xu, Z. N., Nie, W., Liu, Y. L., Sun, P., Huang, D. D., Yan, C., Krechmer, J., Ye, P. L., Xu, Z., Qi, X. M., Zhu, C. J., Li, Y. Y., Wang, T. Y., Wang, L., Huang, X., Tang, R. Z., Guo, S., Xiu, G. L., Fu, Q. Y., Worsnop, D., Chi, X. G., and Ding, A. J.: Multifunctional Products of Isoprene Oxidation in Polluted Atmosphere and Their Contribution to SOA, *Geophysical Research Letters*, 48, e2020GL089276, <https://doi.org/10.1029/2020GL089276>, 2021.
- 1350 Yasmeen, F., Vermeylen, D., Maurin, N., Perraudin, E., Doussin, J.-F., and Claeys, M.: Characterisation of tracers for aging of α -pinene secondary organic aerosol using liquid chromatography/negative ion electrospray ionisation mass spectrometry, *Environmental Chemistry*, 9, 236–246, 10.1071/EN11148, 2012.
- Yasmeen, F., R., V., Szmigielski, R., Y, I., O, B., Herrmann, H., Maenhaut, W., and Claeys, M.: Terpenylic acid and related compounds: precursors for dimers in secondary organic aerosol from the ozonolysis of α - and β -pinene, *Atmospheric Chemistry and Physics*, 10, 10.5194/acpd-10-10865-2010, 2010.
- 1355 Zhang, Q., Jimenez, J. L., Canagaratna, M. R., Ulbrich, I. M., Ng, N. L., Worsnop, D. R., and Sun, Y.: Understanding atmospheric organic aerosols via factor analysis of aerosol mass spectrometry: a review, *Analytical and Bioanalytical Chemistry*, 401, 3045-3067, 2011.
- Zhao, Y., Thornton, J. A., and Pye, H. O. T.: Quantitative constraints on autoxidation and dimer formation from direct probing of monoterpene-derived peroxy radical chemistry, *Proc Natl Acad Sci U S A*, 115, 12142-12147, 10.1073/pnas.1812147115, 2018.
- 1360 Ziemann, P. J. and Atkinson, R.: Kinetics, products, and mechanisms of secondary organic aerosol formation, *Chemical Society Reviews*, 41, 6582-6605, 10.1039/C2CS35122F, 2012.