



Measurement report: Hygroscopic growth of ambient fine particles measured at five sites of China

Lu Chen¹, Fang Zhang^{2*}, Dongmei Zhang¹, Xinming Wang³, Wei Song³, Jieyao Liu¹, Jingye Ren¹, Sihui Jiang¹, Xue Li¹ and Zhanqing Li^{4*}

- 5 ¹College of Global Change and Earth System Science, Beijing Normal University, Beijing 100875, China
²Environmental Science and Engineering Research Center, School of Civil and Environmental Engineering, Harbin Institute of Technology (Shenzhen), 518055 Shenzhen, China
³State Key Laboratory of Organic Geochemistry, Guangzhou Institute of Geochemistry, Chinese
⁴Earth System Science Interdisciplinary Center and Department of Atmospheric and Oceanic Science, University of
10 Maryland, College Park, MD, USA

Correspondence to: F. Zhang (fang.zhang@bnu.edu.cn) and Z. Li (zli@atmos.umd.edu)

Abstract. The aerosol hygroscopic growth describes the interaction between aerosols and water vapor, which varies largely depending on the chemical composition, types and emissions of gas precursors under diverse environments. In this study, we analysed size-resolved hygroscopic growth measured at
15 five field sites of China by a Hygroscopic Tandem Differential Mobility Analyzer (H-TDMA). Results show that the probability density function of hygroscopic growth factor (GF-PDF) at the megacity sites of Guangzhou (GZ), Shanghai (SH) and Beijing (BJ) was generally with bimodal hydrophobic and hydrophilic modes; while a unimodal hydrophilic mode was dominated at the suburb sites of Xinzhou (XZ) and Xingtai (XT) throughout the measured particle size of 40-200 nm. As a result, the more
20 hygroscopic (MH) mode accounts for a number fraction of >80% at the suburb sites, compared to only 20-40% at the megacity sites. Further analysis shows that the GF value increases with the aggravated PM_{2.5} pollution at the sites (BJ, XZ and XT) of north China, but that is not the case for GZ and SH which are located in the southern regions. The distinct dependence of GF on the variations of PM_{2.5} concentrations among the sites suggests the spatial variability in particle composition with the evolution
25 of pollution events in different regions of China. Moreover, different particle hygroscopic behaviors during new particle formation (NPF) events were observed at the five sites, reflecting the distinct mechanisms of NPF in diverse atmospheric environments. By including results from more sites, we find that the aerosol particles observed at those suburb sites are basically more hygroscopic than those in megacities. However, a large variability in the hygroscopic parameter κ at a given particle size among



30 different sites is also observed, suggesting a complex impact from local sources and atmospheric processes. The measured dataset is helpful to improve understanding of the formation of fine particles and the regional environmental and climate change.

1 Introduction

Aerosol hygroscopicity is characterized by the aerosol water uptake capacity when the environmental relative humidity (RH) increases (Swietlicki et al., 1999). The particle volume increases after hygroscopic growth, which leads to increased extinction and scattering, and then accelerates the reduction of atmospheric visibility (Kreidenweis and Asa-Awuku, 2013; Tang and Munkelwitz, 1994). On the other hand, when particles are in the same ambient RH conditions, those with strong hygroscopic ability tend to produce more cloud particles, increasing the cloud lifetime and decreasing the precipitation (Kandler and Schütz, 2007; Krüger et al., 2013; Wu et al., 2013). In addition, the aerosol particles after hygroscopic growth have distinct sedimentation position and sedimentation rate in the respiratory system compared to the dry particles, thereby inducing different health effects (Peters et al., 1997; Broday and Georgopoulos, 2001). Therefore, aerosol hygroscopicity is one of the important physicochemical properties of aerosol particles (Gasparini et al., 2004) and plays a critical role in air quality, climate and human health. The in-depth understanding of the hygroscopic behavior of atmospheric aerosols is of great significance in many research fields.

In order to measure the aerosol hygroscopicity, a variety of instruments and techniques have been developed and employed, such as Hygroscopic Tandem Differential Mobility Analyzer (H-TDMA), Cloud Condensation Nuclei Counter (CCNC), and humidified nephelometer. Among them, CCNC gives an estimate of aerosol hygroscopicity under different supersaturations, but cannot provide information of particle mixing state (Roberts & Nenes, 2005). Nephelometer measures the humidity-dependent scattering coefficient over the whole size range (Y. Kuang et al., 2018), but cannot directly obtain the size-resolved particle hygroscopicity. While H-TDMA can not only measure the hygroscopic growth factor (GF) of size-resolved aerosols under different RHs, but also deduce the mixing state of the particles (McMurry et al., 1996; Weingartner et al., 2002). In addition, H-TDMA measurement is



based on particle number concentration, which has unique advantages in investigating the characteristics of ultrafine-mode particles, thus has been widely used.

To date, a number of short-term field measurements of aerosol hygroscopic growth using the HTDMA system have been successively carried out in the North China Plain (NCP) (Massling et al., 2007, 2009; Liu et al., 2011; Wu et al., 2013, 2015, 2016; Wang et al., 2017; Zhang et al., 2017; Fan et al., 2020), the Yangtze River Delta (YRD) (Zhang et al., 2011; Ye et al., 2013; Xie et al., 2017), and the Pearl River Delta (PRD) (Cheng et al., 2008; Tan et al., 2013, 2017). However, most of the studies are limited to one single site or one region. A comprehensive comparison of the aerosol hygroscopic growth behavior from multiple sites has been lacking. Based on the data of a single site, for example, it is difficult to obtain insights of how particle hygroscopicity affects air pollution, and thereby unable to accurately parameterize the relationship between the two on a larger spatial scale in models. In reality, distinct dependence of aerosol hygroscopicity on air pollution levels was found by Meier et al. (2009) and Massling et al. (2009). In addition, the particle hygroscopic growth is highly correlated with the ambient RH, particle size, chemical composition and aerosol mixing state (Pitchford and McMurry, 1994; Tan et al., 2013; Li et al., 2016; Zhang et al., 2017, 2019), which is strongly impacted by meteorological variations, aerosol formation mechanism and atmospheric processes (Liu et al., 2011; Wang et al., 2017), thus varying widely among the observations in diverse environments. For example, several observations in urban atmosphere showed that an enhanced aerosol hygroscopicity and CCN activation correlate with the new particle formation (NPF) events (Lance et al., 2013; Wu et al., 2015; Liu et al., 2021), while it was observed decreased at a mid-level mountain range (Wu et al., 2013), at an urban site (Wang et al., 2018), and in forest region (Deng et al., 2018). Moreover, it has been found the size dependence of aerosol hygroscopicity was quite different among different atmospheric environment conditions (Zhang et al., 2014, 2017; Fan et al., 2020; Tan et al., 2013; Jiang et al., 2016; Cai et al., 2017, 2018).

Therefore, an extensive and comprehensive study of spatial variations of aerosol hygroscopicity is necessary to better understand the aerosol hygroscopic behavior under different pollution conditions, and the effect of atmospheric processes (e.g. pollution evolution, NPF events) on aerosol hygroscopicity in diverse environment also needed to be fully elucidated. Aerosol hygroscopic growth is investigated



85 here at five sites in China using measurements made with the H-TDMA system. The overall characteristics of the hygroscopic growth are firstly investigated, including comparison of the GF-PDF, different hygroscopic modes, and the diurnal cycle among the five sites. To understand the effects of atmospheric processes on particle hygroscopicity and mixing state, the dependence of the particles hygroscopicity on the pollution evolution is explored. The particle hygroscopic behavior during NPF and non-NPF events at the five sites is also compared.

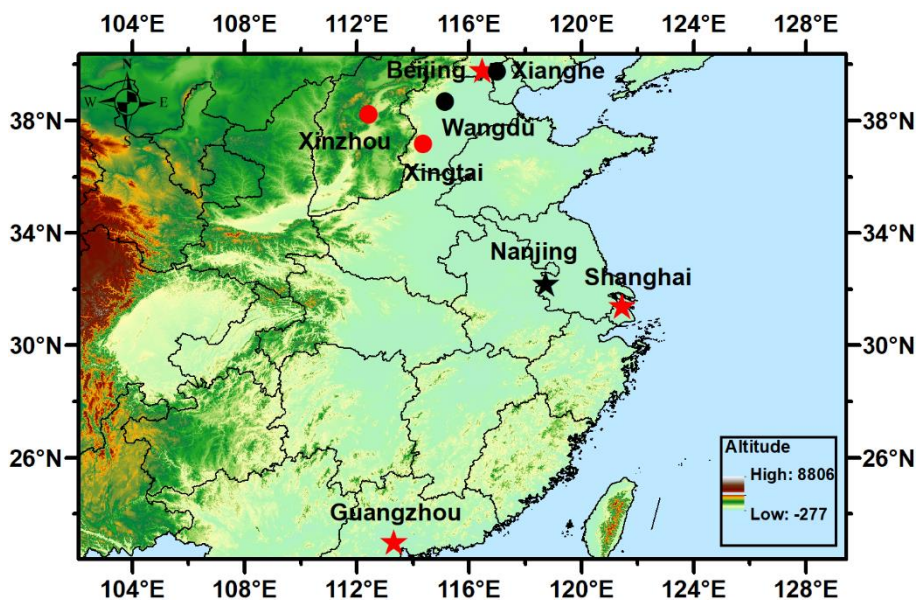
90 **2 Sites and Measurements**

2.1 Sampling sites

The field campaigns, which were designed with the scientific aim of a comprehensive study of the physiochemical properties of ambient aerosols, have been conducted at five sites in China, part of which are reviewed in Li et al. (2019). The five sites including three megacity sites, Beijing (BJ: 40.05°N, 116.09°E), Shanghai (SH: 31.40°N, 121.45°E), Guangzhou (GZ: 23.01°N, 113.33°E), and two suburb sites, Xinzhou (XZ: 38.24°N, 112.43°E) and Xingtai (XT: 37.18°N, 114.37°E) (Fig. 1). The Beijing site is between the third and fourth Ring Road in the north of Beijing, located at the meteorological tower branch of the Institute of Atmospheric Physics (IAP), Chinese Academy of Sciences, which is usually affected by local traffic and cooking emissions (Sun et al., 2015). The observation periods were from 25
95 May to 18 June of 2017. The Shanghai site was located in the Baoshan Meteorological Bureau of Shanghai, which is near the main road (Youyi Road) with heavy traffic. So, it is mainly influenced by local emission sources from traffic and business activities that can be viewed as an urban site. The observation periods at Shanghai site were from 6 April to 6 May 2020. The field campaign at Guangzhou site was conducted at the meteorological observation station of the Guangzhou City
105 Meteorological Bureau. The site is with an altitude of 145 m, and is about 120 m above the city average elevation of the PRD (Tan et al., 2017), surrounded by a few light industrial plants and residential areas. In particular, at night, it could be affected by the cooking emissions from a nearby night market. The observation took place in November 2019. The Xinzhou air and ground observation campaign was conducted in the suburb of Xinzhou City, Shanxi Province, which is located between the Luliang and



110 Taihang Mountains dominated by farmland without obvious emission sources nearby. Due to its high
altitude, the aerosols in this area are mainly transmitted from elsewhere and are thus aged (Zhang et al.,
2017). Aerosol hygroscopic growth was investigated at this site from 28 June to 22 July 2020. The
experiment in Xingtai was conducted at the National Meteorological Basic Station from 1 May to 15
115 June 2016. This sampling site is located about 17 km northwest of the Xingtai city, the central part of
the NCP with many heavy industrial factories nearby such as power plants and steelworks (Wang et al.,
2018b).



120 **Figure 1.** The map location of the sampling sites in this study (in red) and in previous studies (in black). The
pentacles represent megacity sites and circles represent suburb sites. This map was made by ArcGIS
(<http://www.arcgis.com/index.html#>).

2.2 Instruments and methods

The H-TDMA system is custom-made and consisted of two tandem differential mobility analyzers
(DMA₁ and DMA₂), one water-based condensation particle counter (WCPC), and a set of humidity and
temperature control devices. Before getting into the instrument, the sampled aerosols first entered the
125 Nafion dryer, reducing the RH to below 20%. Then, the dried air flow went through a bipolar
neutralizer to equilibrate the charge of the particles, after which the quasi-monodisperse particles (D₀,
40, 80, 110, 150, and 200 nm) were selected by the DMA₁. The particles entered to the DMA₂ through



which its size increased due to higher RH (D_p). The humidified tube between DMA₁ and DMA₂ is controlled at RH of 90%. The hygroscopic growth factor (GF) of particles can be expressed as:

$$GF = \frac{D_p}{D_0} \quad (1)$$

Before the measurement, the GF at different RHs was determined with pure ammonium sulfate to ensure the accuracy of the H-TDMA measurement (Badger et al., 2006). A full description of the principle, operation, and calibration of the instrument can be found in Tan et al. (2013).

We used the TDMA_{inv} algorithm (Gysel et al., 2009) to retrieve the actual GF probability density function (GF-PDF) from the GF measured distribution function (GF-MDF). Petters and Kreidenweis et al. (2007) introduced the hygroscopicity parameter κ into the κ -Köhler equation to characterize the hygroscopicity and activation capacity of aerosols, which is related to the GF and RH as follows:

$$\kappa = (GF^3 - 1) \left[\frac{1}{RH} \exp\left(\frac{4\sigma M_w}{RT\rho_w D_0 GF}\right) - 1 \right] \quad (2)$$

Where, RH is the relative humidity (90% in this study), σ is the surface tension of the solution/air interface (here assumed to be the surface tension of pure water interface, about 0.0728 N m⁻²), M_w is the molecular weight of water (kg mol⁻¹), R is the universal gas constant, T is the temperature (K), ρ_w is the density of water (kg m⁻³), and D_0 is the dry particle size of aerosols (m). The observed GF value was substituted into Equ. (2) to obtain the hygroscopic parameter κ .

The retrieved GF-PDF ($c(GF, D_d)$) was normalized to unity in this study. The ensemble mean GF of GF-PDF (Sjogren et al., 2008), namely the number-weighted mean GF (GF_{mean}), is defined as below:

$$GF_{mean} = \int_0^\infty GF c(GF, D_d) dGF \quad (3)$$

The corresponding ensemble mean κ can be derived from mean GF by using Equ. (2). Because of the complex source, chemical composition and mixing state of ambient aerosols, different hygroscopic modes always appear in different field measurements. To better understand the hygroscopicity and mixing state of size-resolved particles, we divided them into nearly hydrophobic mode (NH, $GF \leq 1.21$), less hygroscopic mode (LH, $1.21 < GF \leq 1.37$), and more hygroscopic mode (MH, $GF > 1.37$) (Liu et al., 2011). For each mode, the number fraction (NF) can be determined from the GF-PDF as follows:



$$NF = \int_{start}^{end} c(GF, D_d) dk \quad (4)$$

Apart from H-TDMA, the non-refractory chemical compositions in $PM_{2.5}$ were measured
155 simultaneously using a quadrupole aerosol chemical speciation monitor (Q-ACSM) in real time (Peck et
al., 2016), the black carbon (BC) mass concentrations were measured using an aethalometer (AE-33,
Magee Scientific) (Zhao et al., 2017). The time resolution of both Q-ACSM and AE-33 was 1 minute.
The particle number size distributions (PNSDs) of environmental aerosols (10-600 nm) were measured
by a scanning mobility particle sizer (SMPS, TSI) with a time resolution of 5 minute (Collins et al.,
160 2002).

3 Results and discussion

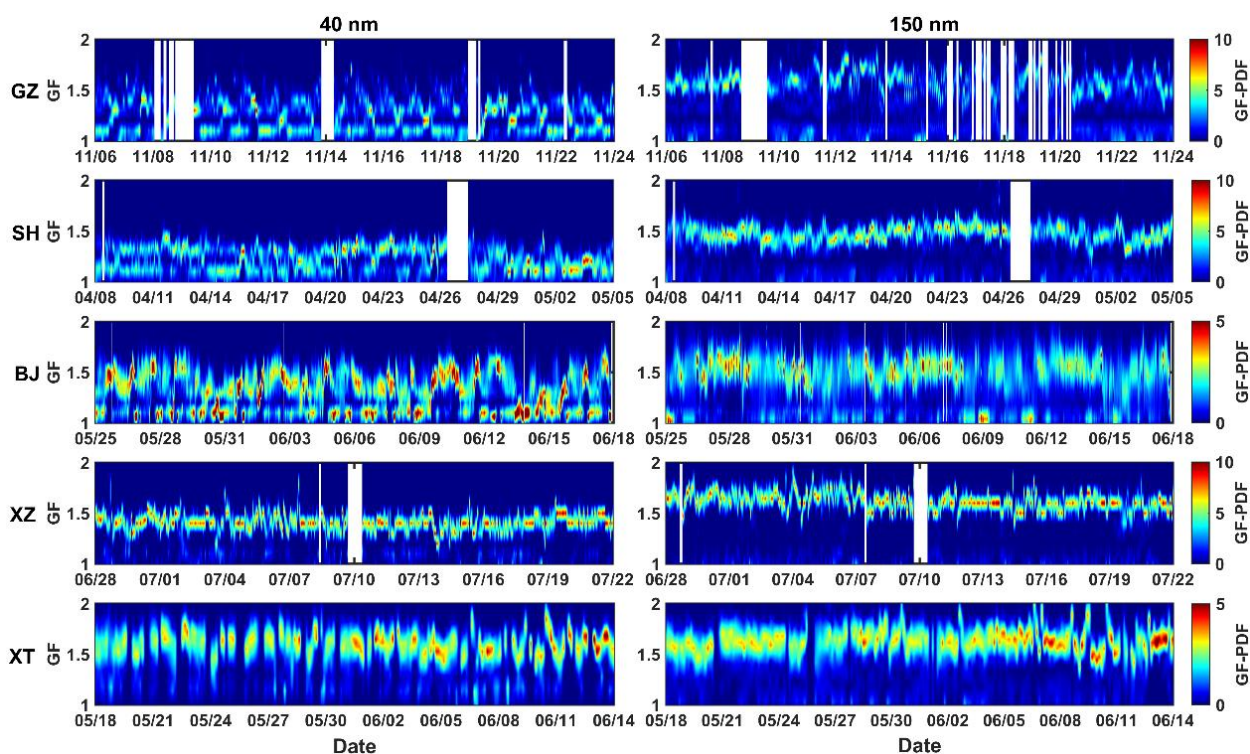
3.1 Measured time series of GF-PDFs

Figure 2 shows the time series of GF-PDFs of the 40- and 150-nm particles at the five sampling
sites. The white space in the Fig. 2 denotes missing values or outliers caused by the instrument
165 malfunction. In general, large variations of the GF-PDFs were observed at all the sites, showing
significant temporal changes in the properties of hygroscopic growth of the fine aerosol particles. For
40-nm particles, apparent bimodal shape of strong and weak hygroscopic modes in GF-PDFs, with GF
of ~ 1.5 and ~ 1.1 respectively, were observed at the three mega-city sites (GZ, SH and BJ), while only
strong hygroscopic mode (with GF of 1.5 and 1.8) dominated the GF-PDFs at the two more rural sites
170 (XZ and XT). This indicates different mixing states of ambient aerosol particles between urban and
non-urban regions on account of their contrasting emission sources. Owing to the continued local
primary emissions in the populated regions, the freshly emitted hydrophobic ultrafine particles do not
immediately mix with the background aerosol particles. As a result, the bimodal distributions of both
hydrophilic and hydrophobic modes were present in GF-PDFs at the three urban sites, while the aerosol
175 particles at the two non-urban sites are much less impacted by the local sources and more aged and
internally mixed, and thus being more hygroscopic.

Previous observations have also shown that the XZ site is relatively clean (Zhang et al., 2017) and
has uniform aerosol chemical compositions (Wang et al., 2016). For 150-nm particles, the hygroscopic



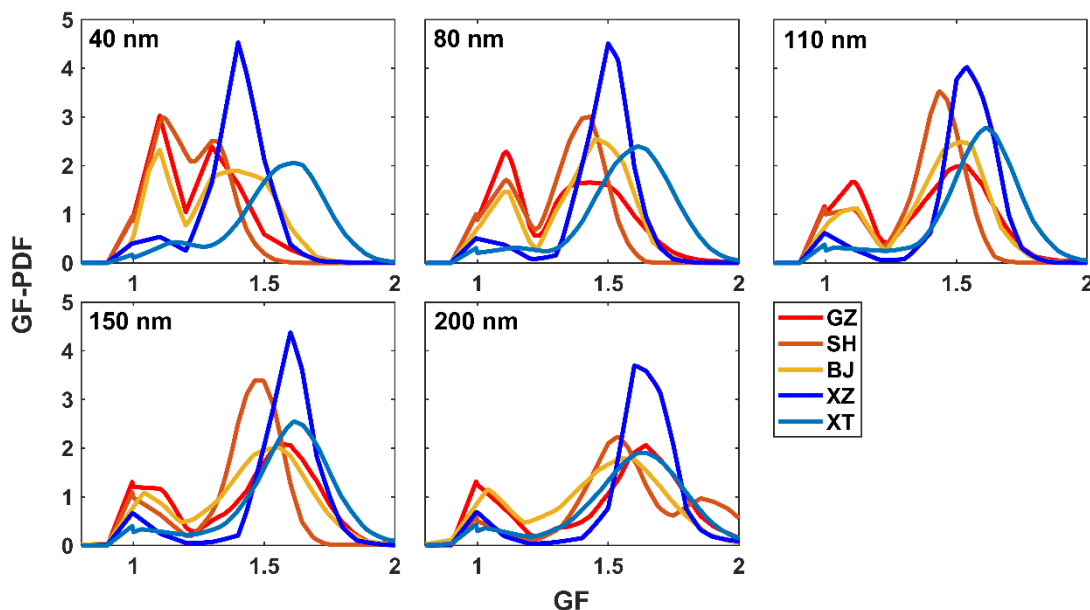
mode in the GF-PDF is basically more dominant at all the five sites, suggesting that the aerosol particles
180 tend to be internally mixed after aging and growing in the atmosphere. The hydrophobic mode for 150-
nm particles was occasionally present in the time series of GF-PDF at the BJ site, due to the abundant
traffic emissions and cooking sources near the site. In addition, the hydrophilic mode of 150-nm
particles has generally larger GF values than that of 40-nm particles, indicating a dependence of the
particle hygroscopicity on particle size, which will be further discussed in Sect. 3.6.



185

Figure 2. The time series of the probability density functions of growth factor (GF-PDFs) for 40- and 150-nm particles at different sampling sites (GZ, SH, BJ, XZ and XT site). The colour scales denote the GF-PDF.

The campaign mean GF-PDF distributions present the hygroscopic growth properties of all measured particle diameters more clearly (Fig. 3). There were evident hydrophobic modes, particularly
190 for 40-nm and 80-nm particles, at the urban sites which are affected greatly by primary emissions
(traffic, cooking, etc.) (Tan et al., 2013). At the non-urban sites, however, the hydrophobic modes of
GF-PDFs were negligible throughout the whole measured sizes. The hydrophilic modes at the XZ site
for each measured particle sizes were narrower and more concentrated, reflecting the uniformity of the
particle compositions.



195

Figure 3. Mean probability density functions of growth factor (GF-PDFs) for different particle sizes (40-200 nm) derived from H-TDMA data at different sampling sites.

3.2 Diurnal variations of GF-PDFs

Figure 4 shows the diurnal variations of size-resolved GF-PDFs at these sites. In general, the diurnal variations of GF-PDFs varied largely from site to site for 40-nm and 80-nm particles. At these megacities where the atmosphere was heavily impacted by local primary emissions, the diurnal patterns of GF-PDFs of the small particles exhibited bimodal distributions in both hydrophobic and hydrophilic modes. The proportion of the hydrophilic modes showed an increase around noontime (at the GZ and SH site) or early afternoon (at the BJ site), with a corresponding decrease or even disappearance of the hydrophobic modes. This could be associated with the nucleation process in the daytime, which was demonstrated that the growth of the newly formed particles is mainly contributed by hydrophilic matters (e.g., sulfate and organic acids) (Yue et al., 2010; Wu et al., 2013; Liu et al., 2021). By contrast, there is only hydrophilic mode for different sizes of the fine particles and no evident diurnal variations at the suburb site of XZ. At the XT site, the GF value of particles with different sizes in the daytime was higher than that at nighttime, but the diurnal patterns become less evident with the increase of particle size, indicating that the larger particles are more homogeneously composed compared to the small ones. Overall, at the urban sites, the mean GF for 110-, 150- and 200-nm particles was basically higher in the

205

210



daytime than nighttime, indicating photochemical aging processes in the daytime enhanced the particles
hygroscopicity (Wu et al., 2015; Liu et al., 2021). In addition, due to the lift of planetary boundary layer
215 (PBL) height after the sunrise, the aging particles above PBL could be mixed to that below PBL (Zhang
et al., 2016), making the particles at all the sites more dominated by the strong hygroscopic mode.

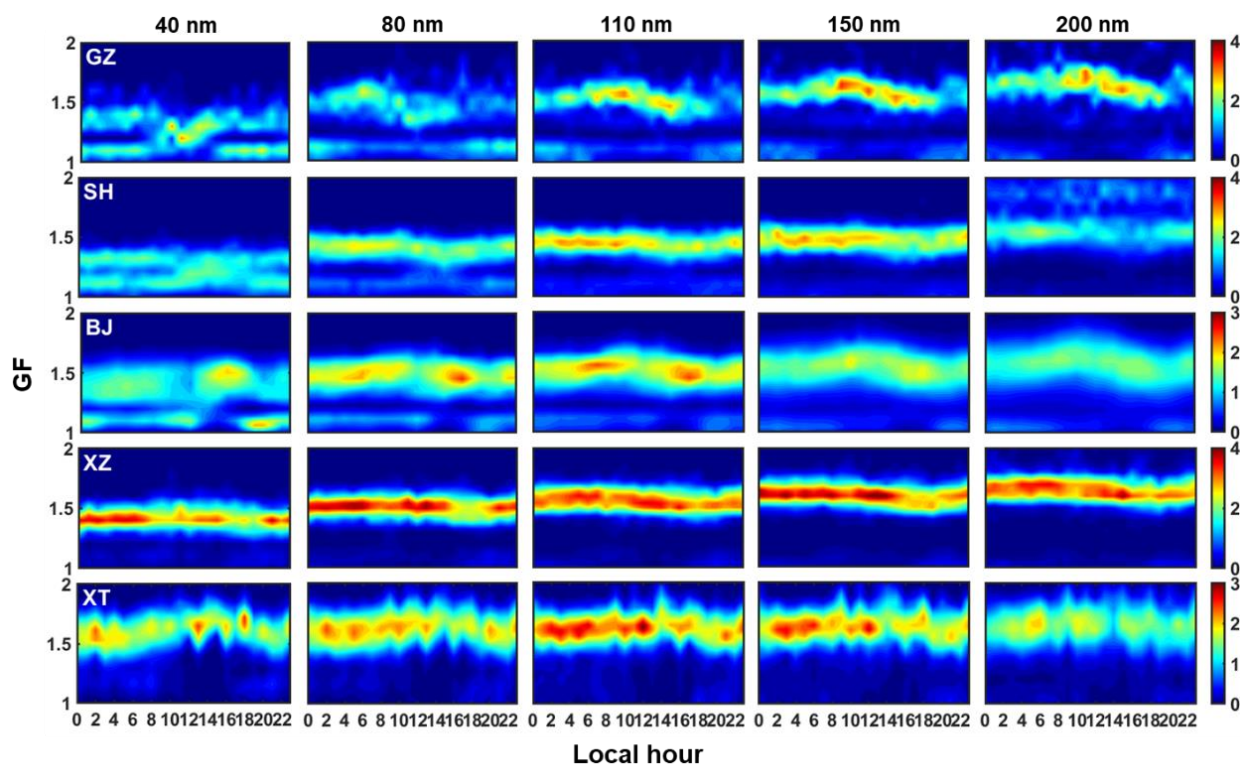


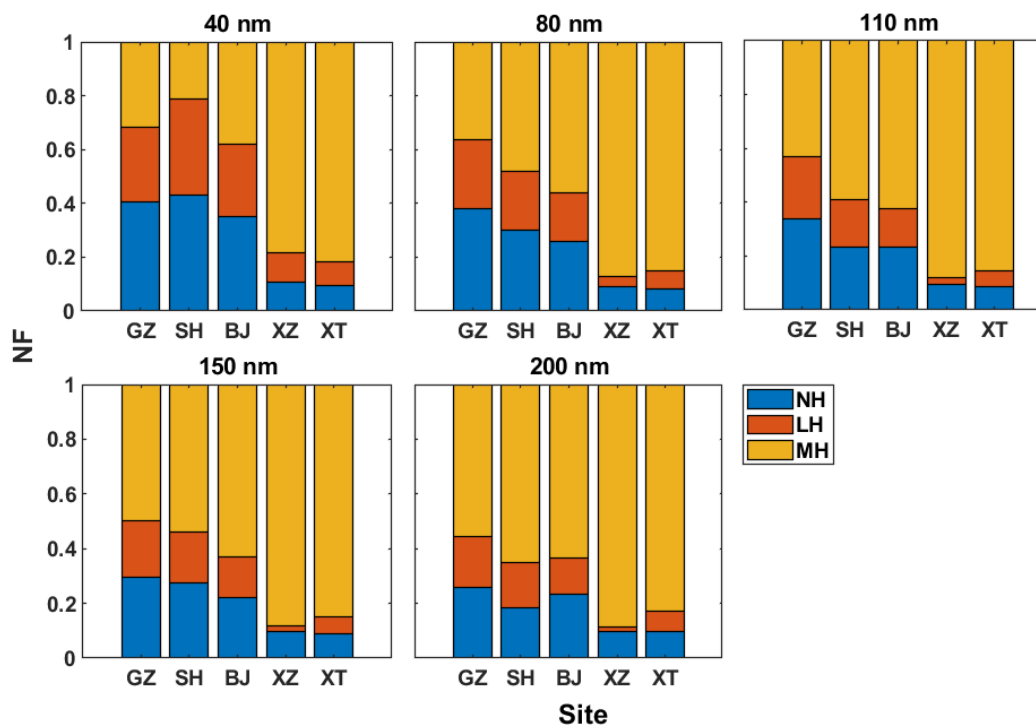
Figure 4. Campaign-averaged diurnal variations of GF-PDFs for all measured dry particle sizes (40-200 nm) at different sampling sites (GZ, SH, BJ, XZ and XT site). The colour scales denote the GF-PDF.

220 3.3 Number fraction of hydrophobic, less hygroscopic, and more hygroscopic mode of the fine aerosol particles

To better understand the hygroscopicity and mixing state of size-resolved particles at the five sites, we divided the observed GF-PDFs into three modes, nearly hydrophobic mode, less hygroscopic mode, and more hygroscopic mode (Liu et al., 2011; Wang et al., 2017). The NH mode particles in submicron
225 aerosols are mainly composed of externally-mixed primary BC, primarily emitted organic matter and their mixtures, while MH mode particles primarily consist of internally-mixed hygroscopic secondary organic and inorganic matter, or their mixtures with primary emissions. So, the different modes



represent different aerosol composition and formation pathway. Figure 5 gives the comparison of the campaign mean number fractions of the NH, LH and MH for 40-, 80-, 110-, 150- and 200-nm particles at the five sites. Obviously, at the suburb XZ and XT sites, the MH modes were typically more abundant than other sites for 40-nm particles, with number fractions larger than 80%, corresponding to the NH modes of only ~10%. At the urban sites of GZ, SH and BJ, however, NH mode accounted larger fractions of ~40%, and the values decreased with the increase of particle size. As a result, the MH modes for 40-nm particles at the urban sites only accounted for a number fraction of 20-40%. The results are basically comparable with those reported in other field campaigns in urban (e.g. Meier et al., 2009; Tan et al., 2013; Enroth et al., 2018) and suburb (e.g. Liu et al., 2011; Zhang et al., 2016; Tao et al., 2020) regions. The MH mode generally dominates at relative remote sites where the atmosphere is less impacted by local primary sources, whereas the hydrophobic mode accounts for higher fraction at those urban sites.



240

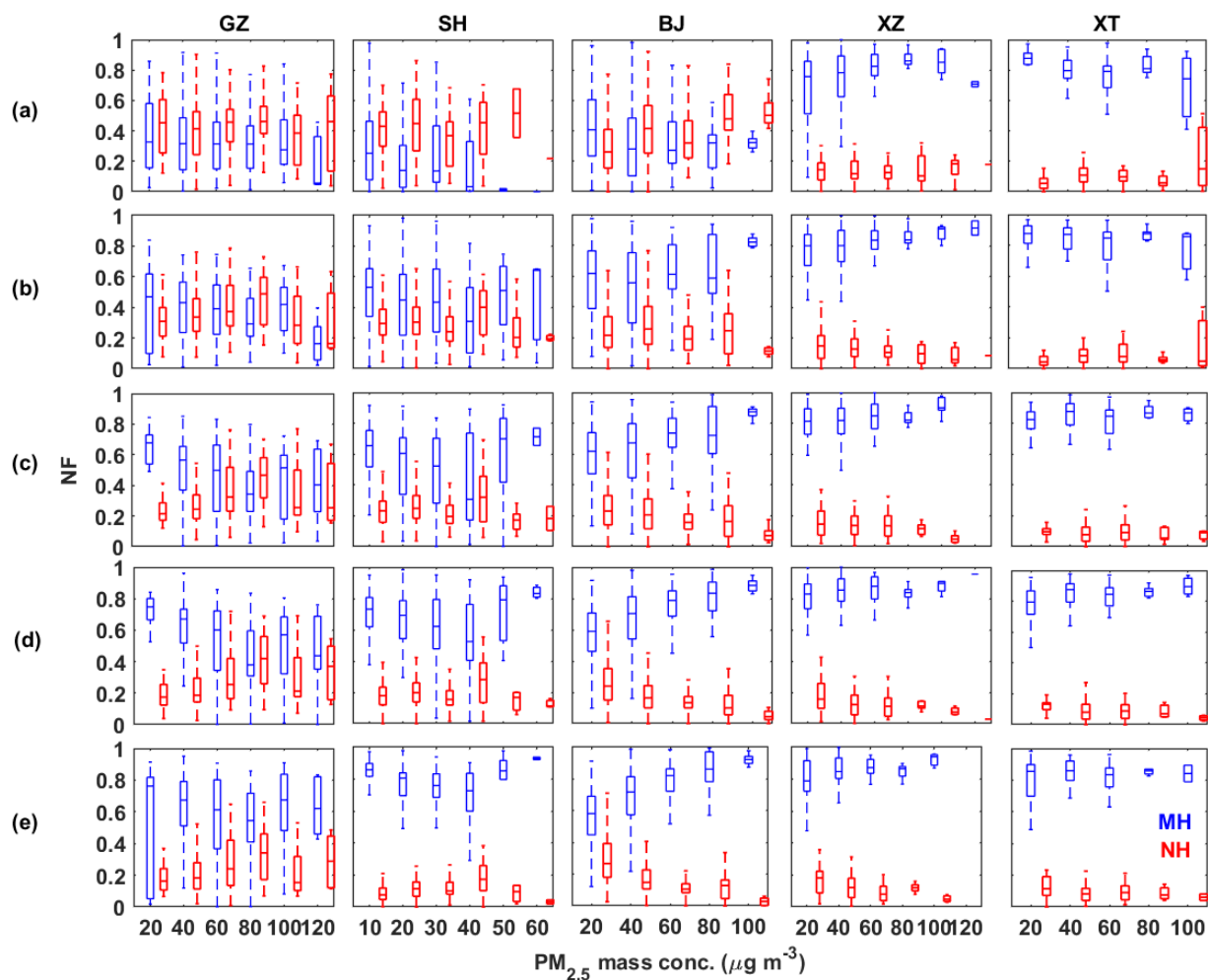
Figure 5. Campaign-averaged number fraction (NF) of nearly hydrophobic (NH, blue), less hygroscopic (LH, orange), and more hygroscopic (MH, yellow) group for 40- and 110- and 200-nm particles at each site.



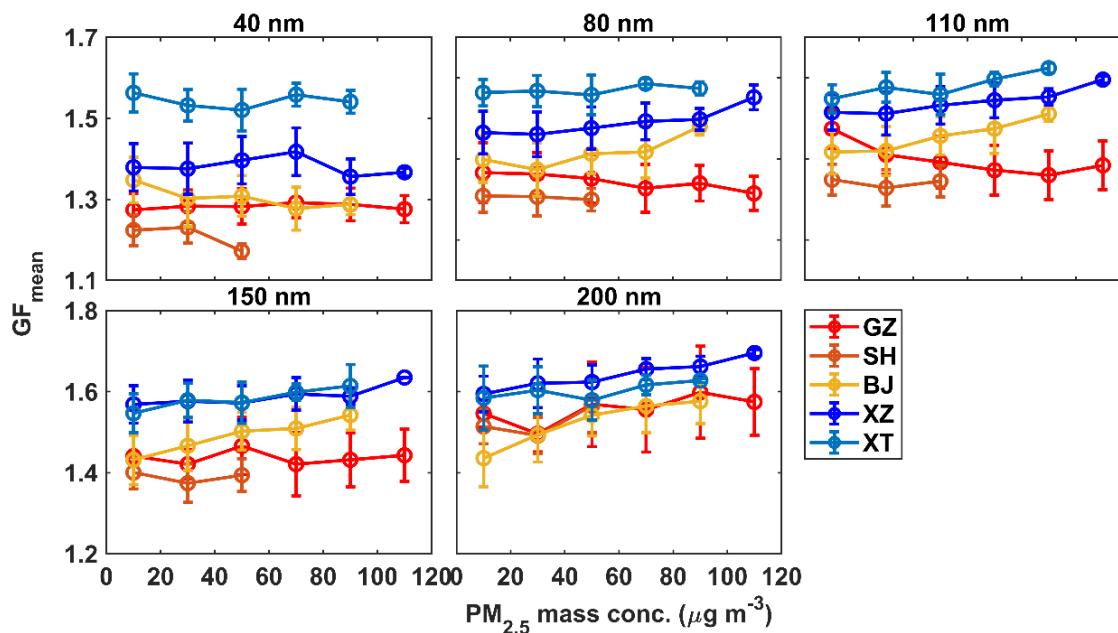
3.4 Dependence of the particle hygroscopic properties on mass concentrations of PM_{2.5}

Given that the relationship between aerosol hygroscopicity and pollution levels is still unclear and varies greatly from regions to regions. Here, we examined and compared the dependence of the number fraction of the NH and MH mode and mean GF on PM_{2.5} mass concentrations at the five sites (Fig. 6 and Fig. 7). It shows that, there is no obvious dependence of number fraction of NH and MH mode on the PM_{2.5} mass concentration for 40-nm particles at all the five sites, which could be expected due to the low mass fraction of ultrafine particles. In other words, this means that, whether in urban or suburban sites, the proportion of MH and NH modes of the ultrafine particles is not subject to changes of the pollution conditions. However, for accumulated particles of about 100-200 nm particles, with the increase of PM_{2.5} mass concentration, the fraction of MH mode roughly increased towards 1, and the fraction of NH mode reduced to nearly 0 at the BJ, XZ and XT sites, indicating that the more particles are hygroscopic during the pollution episodes. On the contrary, the number fraction of MH mode declined slightly for 40-150 nm particles with the increase of PM_{2.5} mass concentration at the GZ site. No obvious trend was observed at SH for it is clean overall with PM_{2.5} mass concentration less than 60 $\mu\text{g m}^{-3}$ during the campaign.

Figure 7 shows that, with the increase of PM_{2.5} mass concentration, there was insignificant variations in GF_{mean} for 40-nm particles. The particles became more hygroscopic with the increase of PM_{2.5} mass concentration at BJ, XZ and XT. But at GZ, the aerosol particles were less hygroscopic generally with decreased GF_{mean} values under higher PM_{2.5}. The distinct changes of aerosol particles hygroscopic behavior with variations of PM_{2.5} concentration among different sites suggest differences in particle composition and mixing state with the evolution of pollution events in different regions of China. The results also point to different formation mechanisms or aerosol sources regulating and driving the air pollution in these regions.



270 **Figure 6.** Box diagram for the number fraction of nearly hydrophobic (NH) mode (red) and more hygroscopic (MH) mode (blue) of (a-e) all selected diameter particles (40-200 nm) under different $PM_{2.5}$ mass concentration from all sampling sites. The horizontal line in the block diagram represents the median, the upper and lower borders represent the 25th and 75th percentiles, and the upper and lower borders of the dotted vertical line represent the 10th and 90th percentiles.



275 **Figure 7.** The mean value of number-weighted mean growth factor (GF_{mean}) of all selected diameter particles (40-
200 nm) under different $PM_{2.5}$ mass concentrations from all sampling sites.

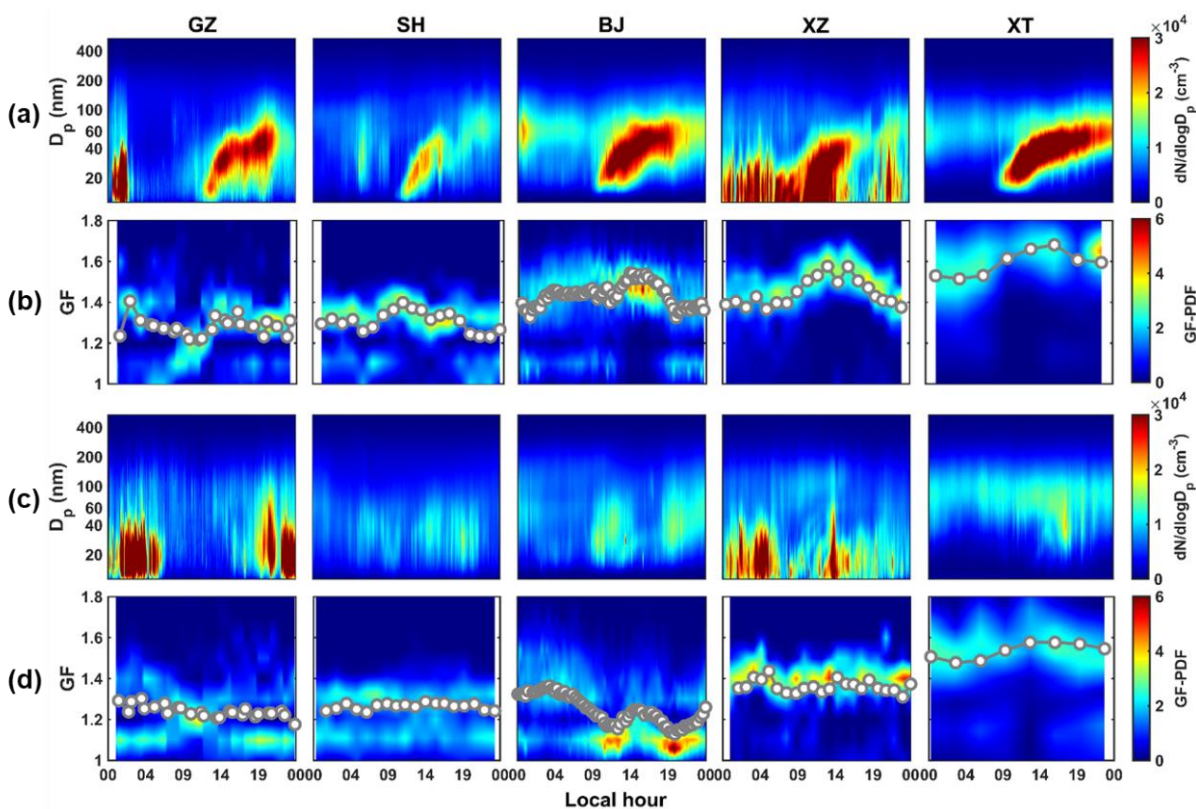
3.5 Measured GF-PDFs of ultrafine particles during NPF and non-NPF events

In order to understand the effects of NPF on particle hygroscopic behavior, we examined the GF-PDFs of ultrafine particles during the evolutions of NPF and non-NPF events. Fig. 8 displays the mean diurnal variations of PNSDs and GF-PDFs for 40-nm particles on the NPF and non-NPF days. A typical
280 NPF event is usually with a “banana” shape that can be observed on the PNSDs, showing a sudden appearance and continuous growth of ultrafine particles (Dal et al., 2005; Wu et al., 2015). The particle size of 40 nm, which can represent the NPF-tracked particles, was thus selected. In this study, 4, 4, 8, 7 and 8 NPF events at the GZ, SH, BJ, XZ and XT sites occurred respectively and were selected for a further study. NPF events started at around 09:00 LT (Fig. 8a) at nearly all sites. After the onset of NPF,
285 the hygroscopic modes in GF-PDFs at the sites of BJ, XZ and XT were obviously enhanced, corresponding to significant increases in the GF_{mean} values (Fig. 8b). This suggests that the more hygroscopic chemical components were formed in the nucleation and growth processes, leading to an increase in the number fraction of hydrophilic mode. Liu et al., (2021) showed an obvious enhanced hygroscopicity of 40-nm organic aerosol (OA) particles during NPF events in urban Beijing, and Shantz



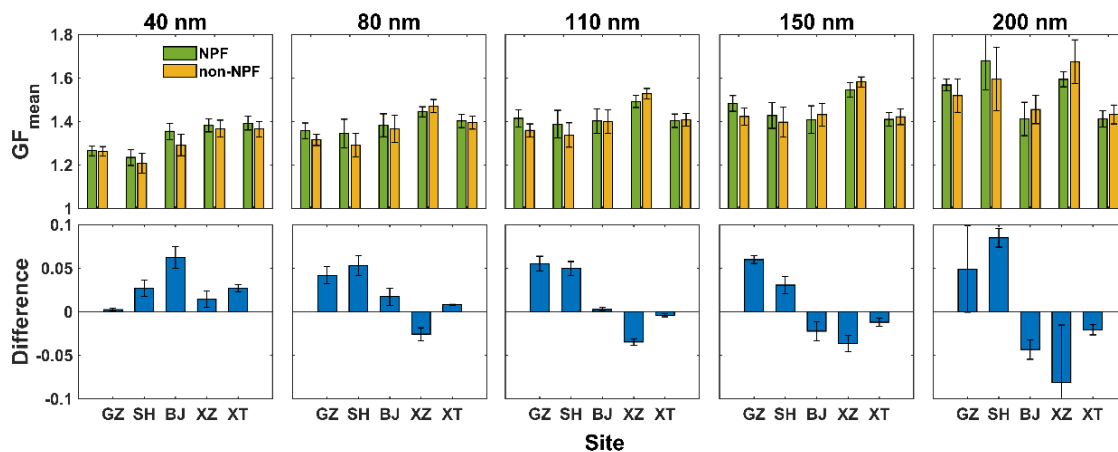
290 et al. (2012) and Wu et al. (2016) also observed an enhancement of the fraction of water-soluble
compounds in the newly formed particles, showing that more than 40% of 50-nm newly formed
particles are water-soluble compounds. In addition, the sulfuric acid may be a dominated contributor to
new particle growth in NCP (Yue et al., 2010). While at the GZ site, the GF_{mean} increased very slightly;
at the SH site, it is even declined from the beginning to the end of the NPF event, showing that the NPF
295 processes generated less hygroscopic particles. The decreased GF of the nucleated particles would also
relate to the chemical component participating in the nucleating and growth processes. It is likely that
those hydrophobic secondary organic aerosols (SOA) (with GF of ~ 1.1 at 90% RH) (Kulmala et al.,
2013) may play an important role in the growth process of the newly formed particles at GZ and SH
sites. This result is also consistent with the previous study performed in clean environments, the newly
300 formed particles consisted of a minor fraction of water-soluble fraction, and the GF value of the newly
formed particles decreased with the particle growing (Wu et al., 2013; Kawana et al., 2017; Li et al.,
2017). Compared to NPF days, no significant elevations on non-NPF days were observed in GF_{mean} in
daytime at all the sites (Figs. 8d and 8e), further demonstrating the effect of NPF on the particles
hygroscopicity. The distinct changes of aerosol particles hygroscopic behavior at the sites indicate that
305 different compositions of the nucleated particles in different regions of China, which further reflects
different formation mechanisms regulating the new particle formation in diverse atmospheric
environment.

Also, the GF_{mean} of the 40-nm particles on NPF days is generally greater than particles with the
same sizes during non-NPF days (Fig. 9), further confirming the role of nucleation process on
310 enhancing the particle hygroscopicity. For accumulated particles, the GF_{mean} values during non-NPF
days are overall higher than that on NPF days at the BJ, XZ and XT site, due to that the larger particles
are probably from secondary conversion and primarily composed by more hygroscopic substances on
non-NPF days. But, at the GZ and SH sites, the GF_{mean} values for larger particles are lower during non-
NPF days, suggesting primary sources of the accumulated particles at the two sites.



315

Figure 8. The mean variation in particle number size distributions (PNSDs), and the probability distribution functions of growth factor (GF-PDFs) for 40-nm particles during (a-b) NPF and (c-d) non-NPF days at the five sampling sites.



320 **Figure 9.** The mean values and differences of number-weighted mean growth factor (GF_{mean}) during NPF and non-NPF days for particles with the size of 40-200 nm from all sampling sites. The difference represents the GF_{mean} of NPF days minus the GF_{mean} of non-NPF days.



3.6 Size-resolved hygroscopic parameter (κ) of fine aerosol particles

To further investigate the relationship between the aerosol hygroscopicity and the chemical composition in different regions of China, we presented campaign mean size-resolved κ calculated from the H-TDMA measurements (Fig. 10a) and the measured bulk mass concentrations fraction of chemical components in $\text{PM}_{2.5}$ measured by the ACSM (Fig. 10b). Clearly, it shows that the aerosol hygroscopicity was closely relevant to the chemical compositions. That is, the aerosol particles were found more hygroscopic with larger κ values at the sites such as BJ, XZ and XT where the inorganics account for a large mass fraction in $\text{PM}_{2.5}$; while they were less hygroscopic when the organics dominated the chemical composition at the sites of GZ and SH. Previously, a quite weak hygroscopicity of organic materials (with GF_{org} ranging between 1 and 1.1) has been observed at GZ (Hong et al., 2018). Whereas, the greater κ values at BJ were not only caused by the high mass fraction of hygroscopic inorganic salts (e.g. sulfate, nitrate) in $\text{PM}_{2.5}$, but also because the organics were demonstrated more hygroscopic with mean κ values of ~ 0.28 in urban Beijing (Liu et al., 2021). Fig. 10c shows a comparison of size-dependent κ values reported in previous studies and that observed in this study. Generally, the mean κ values of the particles at all measured sizes are greater in suburban regions (Zhang et al., 2016; Wang et al., 2017) compared to those of measured in megacities (Tan et al., 2013; Ye et al., 2013; Xu et al., 2015; Jiang et al., 2016; Wu et al., 2016). This is consistent with that observed at the five sites by this study. However, it exhibits a wide and large variability of κ values among different sites at a given D_p . The large spatial difference in κ values suggests the different emission sources and the complex atmospheric physical and chemical processes, which could be significantly different under diverse ambient conditions. This is particularly true for the particles with small size. Note that the κ values observed at the five sites are more consistent for 200-nm particles, which is owing to that the larger particles are normally more aged and with homogenous compositions (Wang et al., 2018).

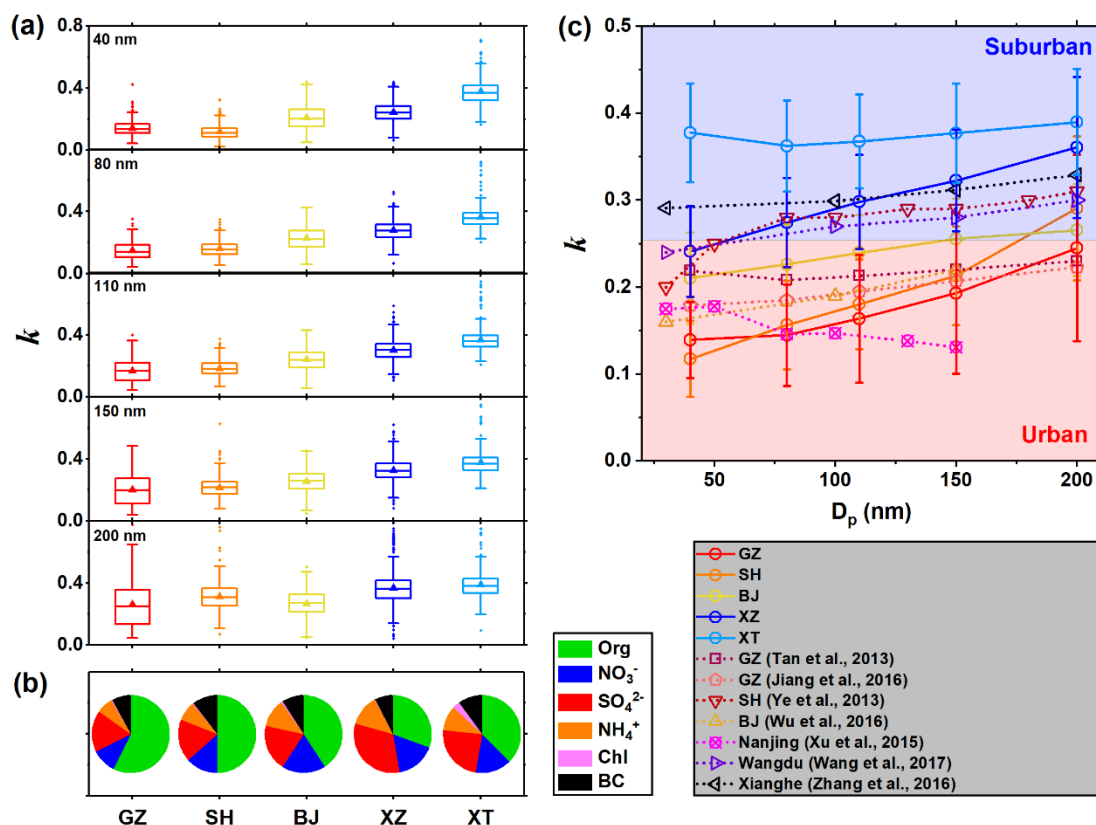


Figure 10. (a) Size-resolved hygroscopicity parameters (κ) for all measured particle sizes at different sites. The figure shows the mean κ (solid triangle markers) with boxes showing the 25th, 50th, and 75th percentiles. The solid points represent outliers. (b) Campaign-averaged bulk mass fraction of chemical compositions of $PM_{2.5}$. The BC mass concentration of the GZ site is based on the data measured in January 2020 due to the lack of observations in November 2019. (c) size-dependent κ for all measured particle sizes retrieved from the H-TDMA measurements at different sites and reported by previous studies (Tan et al., 2013; Jiang et al., 2016; Ye et al., 2013; Wu et al., 2016; Xu et al., 2015; Wang et al., 2017; Zhang et al., 2016). The error bars represent $\pm 1\sigma$.

355 4 Conclusion

In this study, the hygroscopic growth factors at five sites including three urban and two non-urban sites across China were investigated to understand its characteristics and the impact of mixing states of aerosols under diverse environmental conditions. The study made use of comprehensive measurements of size-resolved particles (40-200 nm) at RH of 90% made with a H-TDMA system, combined with the chemical composition and particle number size distribution measured by a ACSM and a SMPS respectively. There exist hydrophobic modes of GF-PDFs at the GZ, SH and BJ site for small particles,



the unimodal hydrophilic modes throughout the whole measured sizes dominant at the XZ and XT sites. The more hygroscopic mode (MH) mode was typically more abundant at the XZ and XT site, with a corresponding number fractions of >80%, indicating that the particles at suburban sites were highly aged and internally mixed. The number fractions of MH modes account for only 20-40% at those urban sites of GZ, SH and BJ. The diurnal patterns of GF-PDF at the megacity sites of GZ, SH and BJ show obvious enhancement of the proportion of hydrophilic modes in daytime, however, such patterns are absent at the suburb sites of XZ and XT. Further analysis reveals that the aggravated PM_{2.5} pollution leads to more hygroscopic particles at the sites in north China (BJ, XZ and XT), but that is not the case in the southern sites (GZ and SH). The distinct dependence of aerosol hygroscopicity on PM_{2.5} concentrations among the sites suggests the spatial variability of particle formation mechanisms with the evolution of pollution events in different regions of China. Moreover, the particle hygroscopicity during NPF and non-NPF days at each site was also investigated. The distinct particles hygroscopic behaviors during NPF events are observed at the five sites, demonstrating the different mechanisms of NPF in diverse atmospheric environment. There was no obvious variation in particle hygroscopicity observed during non-NPF days at all the five sites.

Overall, the aerosol particles observed at the suburban sites are more hygroscopic than those of in megacities, but note that a wide and large variability in the hygroscopic parameter κ among different sites at a given particle size suggests the complex impact from emission sources and atmospheric physical and chemical processes. Future field measurements and observations should be conducted at more sites with longer duration, so as to improve understanding of the formation of fine particles and the impact on regional environment and climate change.

Data availability. All data needed to evaluate the conclusions in the paper are present in the paper. Also, all data used in the study are available from the corresponding author upon request (fang.zhang@bnu.edu.cn).

Author contributions. F. Z., L. C. and Z. L. conceived the conceptual development of the manuscript. L. C. directed and performed of the experiments with D. Z., J. L., S. J., and J. R., and L. C. conducted the

data analysis and wrote the draft of the manuscript, and all authors edited and commented on the
390 various sections of the manuscript.

Declaration of competing interest. The authors declare no competing interests.

Acknowledgments. This work was funded by the National Basic Research Program of China
(2017YFC1501702), the NSFC research projects (41975174, 41675141), and BNU Interdisciplinary
Research Foundation for the First-Year Doctoral Candidates (Grant BNUXKJC2126). We thank all
395 participants in the field campaigns for their tireless work and cooperation.

References

- Badger, C. L., George, I., Griffiths, P. T., Braban, C. F., Cox, R. A. and Abbatt, J. P. D.: Phase
transitions and hygroscopic growth of aerosol particles containing humic acid and mixtures of humic
acid and ammonium sulphate, *Atmos. Chem. Phys.*, 6(3), 755–768, doi:10.5194/acp-6-755-2006,
400 2006.
- Broday, D. M. and Georgopoulos, P. G.: Growth and Deposition of Hygroscopic Particulate Matter in
the Human Lungs, *Aerosol Sci. Technol.*, 34(1), 144–159, doi:10.1080/02786820118725, 2001.
- Cai, M., Tan, H., Chan, C. K., Mochida, M., Hatakeyama, S., Kondo, Y., Schurman, M. I., Xu, H., Li,
F., Shimada, K., Li, L., Deng, Y., Yai, H., Matsuki, A., Qin, Y. and Zhao, J.: Comparison of aerosol
405 hygroscopicity, volatility, and chemical composition between a suburban site in the Pearl River Delta
region and a marine site in Okinawa, *Aerosol Air Qual. Res.*, 17(12), 3194–3208,
doi:10.4209/aaqr.2017.01.0020, 2017.
- Cai, M., Tan, H., Chan, C. K., Qin, Y., Xu, H., Li, F., Schurman, M. I., Liu, L. and Zhao, J.: The size-
resolved cloud condensation nuclei (CCN) activity and its prediction based on aerosol hygroscopicity
410 and composition in the Pearl Delta River (PRD) region during wintertime 2014, *Atmos. Chem. Phys.*,
18, 16419–16437, doi:10.5194/acp-18-16419-2018, 2018.
- Collins, D. R., Flagan, R. C., and Seinfeld, J. H.: Improved inversion of scanning DMA data, *Aerosol
Sci. Tech.*, 36, 1–9, 2002.



- 415 Dal Maso, M., Kulmala, M., Riipinen, I., Wagner, R., Hussein, T., Aalto, P. P., and Lehtinen, K. E. J.:
Formation and growth of fresh atmospheric aerosols: eight years of aerosol size distribution data
from SMEAR II, Hyytiälä, Finland, *Boreal Environ. Res.*, 10, 323–336, 2005.
- Deng, Z. Z., Zhao, C. S., Ma, N., Ran, L., Zhou, G. Q., Lu, D. R., and Zhou, X. J.: An examination of
parameterizations for the CCN number concentration based on in situ measurements of aerosol
activation properties in the North China Plain, *Atmos. Chem. Phys.*, 13, 6227–6237, 10.5194/acp-13-
420 6227-2013, 2013.
- Ehn, M., Petäjä, T., Aufmhoff, H., Aalto, P., Hämeri, K., Arnold, F., Laaksonen, A., and Kulmala, M.:
Hygroscopic properties of ultrafine aerosol particles in the boreal forest: diurnal variation, solubility
and the influence of sulfuric acid, *Atmos. Chem. Phys.*, 7, 211–222, 10.5194/acp-7-211-2007, 2007.
- Enroth, J., Mikkilä, J., Németh, Z., Kulmala, M., and Salma, I.: Wintertime hygroscopicity and
425 volatility of ambient urban aerosol particles, *Atmos. Chem. Phys.*, 18, 4533–4548, 10.5194/acp-18-
4533-2018, 2018.
- Fan, X., Liu, J., Zhang, F., Chen, L., Collins, D., Xu, W., Jin, X., Ren, J., Wang, Y., Wu, H., Li, S., Sun,
Y. and Li, Z.: Contrasting size-resolved hygroscopicity of fine particles derived by HTDMA and HR-
ToF-AMS measurements between summer and winter in Beijing: The impacts of aerosol aging and
430 local emissions, *Atmos. Chem. Phys.*, 20(2), 915–929, doi:10.5194/acp-20-915-2020, 2020.
- Gasparini, R., Li, R. and Collins, D. R.: Integration of size distributions and size-resolved
hygroscopicity measured during the Houston Supersite for compositional categorization of the
aerosol, *Atmos. Environ.*, 38(20), 3285–3303, doi:10.1016/j.atmosenv.2004.03.019, 2004.
- Guo, S., Hu, M., Lin, Y., Gomez-Hernandez, M., Zamora, M. L., Peng, J., Collins, D. R. and Zhang, R.:
435 OH-Initiated Oxidation of m-Xylene on Black Carbon Aging, *Environ. Sci. Technol.*, 50(16), 8605–
8612, doi:10.1021/acs.est.6b01272, 2016.
- Gysel, M., McFiggans, G. B. and Coe, H.: Inversion of tandem differential mobility analyser (TDMA)
measurements, *J. Aerosol Sci.*, 40(2), 134–151, doi:10.1016/j.jaerosci.2008.07.013, 2009.
- Hong, J., Xu, H., Tan, H., Yin, C., Hao, L., Li, F., Cai, M., Deng, X., Wang, N., Su, H., Cheng, Y.,
440 Wang, L., Petäjä, T. and Kerminen, V. M.: Mixing state and particle hygroscopicity of organic-



- dominated aerosols over the Pearl River Delta region in China, *Atmos. Chem. Phys.*, 18(19), 14079–14094, doi:10.5194/acp-18-14079-2018, 2018.
- 445 Huang, R.-J., Zhang, Y., Bozzetti, C., Ho, K.-F., Cao, J.-J., Han, Y., Daellenbach, K. R., Slowik, J. G., Platt, S. M., Canonaco, F., Zotter, P., Wolf, R., Pieber, S. M., Bruns, E. A., Crippa, M., Ciarelli, G., Piazzalunga, A., Schwikowski, M., Abbaszade, G., Schnelle-Kreis, J., Zimmermann, R., An, Z., Szidat, S., Baltensperger, U., Haddad, I. El and Prévôt, A. S. H.: High secondary aerosol contribution to particulate pollution during haze events in China, *Nature*, 514(7521), 218–222, doi:10.1038/nature13774, 2014.
- 450 Jiang, R., Tan, H., Tang, L., Cai, M., Yin, Y., Li, F., Liu, L., Xu, H., Chan, P. W., Deng, X. and Wu, D.: Comparison of aerosol hygroscopicity and mixing state between winter and summer seasons in Pearl River Delta region, China, *Atmos. Res.*, 169, 160–170, doi:10.1016/j.atmosres.2015.09.031, 2016.
- Jimenez, J. L., Canagaratna, M. R., Donahue, N. M., Prevot, A. S. H., Zhang, Q., Kroll, J. H., DeCarlo, P. F., Allan, J. D., Coe, H., Ng, N. L., Aiken, A. C., Docherty, K. S., Ulbrich, I. M., Grieshop, A. P., Robinson, A. L., Duplissy, J., Smith, J. D., Wilson, K. R., Lanz, V. A., Hueglin, C., Sun, Y. L., Tian, J., Laaksonen, A., Raatikainen, T., Rautiainen, J., Vaattovaara, P., Ehn, M., Kulmala, M., Tomlinson, J. M., Collins, D. R., Cubison, M. J., Dunlea, E. J., Huffman, J. A., Onasch, T. B., Alfarra, M. R., Williams, P. I., Bower, K., Kondo, Y., Schneider, J., Drewnick, F., Borrmann, S., Weimer, S., Demerjian, K., Salcedo, D., Cottrell, L., Griffin, R., Takami, A., Miyoshi, T., Hatakeyama, S., Shimono, A., Sun, J. Y., Zhang, Y. M., Dzepina, K., Kimmel, J. R., Sueper, D., Jayne, J. T., Herndon, S. C., Trimborn, A. M., Williams, L. R., Wood, E. C., Middlebrook, A. M., Kolb, C. E., Baltensperger, U. and Worsnop, D. R.: Evolution of organic aerosols in the atmosphere, *Science* (80-.), 326(5959), 1525–1529, doi:10.1126/science.1180353, 2009.
- Kandler, K. and Schütz, L.: Climatology of the average water-soluble volume fraction of atmospheric aerosol, *Atmos. Res.*, 83(1), 77–92, doi:10.1016/j.atmosres.2006.03.004, 2007.
- 465 Kreidenweis, S. M. and Asa-Awuku, A.: Aerosol Hygroscopicity: Particle Water Content and Its Role in Atmospheric Processes, in *Treatise on Geochemistry: Second Edition*, vol. 5, pp. 331–361, Elsevier Inc., 2013.



- Krüger, M., Mertes, S., Klimach, T., Cheng, Y., Su, H., Schneider, J., Andreae, M., Pöschl, U. and Rose, D.: Assessment of cloud supersaturation by aerosol particle and cloud condensation nuclei (CCN) measurements, *Atmos. Meas. Tech. Discuss.*, 6, 10021–10056, doi:10.5194/amtd-6-10021-2013, 2013.
- Levin, E. J. T., Prenni, A. J., Petters, M. D., Kreidenweis, S. M., Sullivan, R. C., Atwood, S. A., Ortega, J., DeMott, P. J., and Smith, J. N.: An annual cycle of size-resolved aerosol hygroscopicity at a forested site in Colorado, *J. Geophys. Res.*, 117, D06201, 10.1029/2011jd016854, 2012.
- 475 Liu, J., Zhang, F., Xu, W., Sun, Y., Chen, L., Li, S., Ren, J., Hu, B., Wu, H., and Zhang, R.: Hygroscopicity of Organic Aerosols Linked to Formation Mechanisms, 48, e2020GL091683, <https://doi.org/10.1029/2020GL091683>, 2021.
- Liu, P. F., Zhao, C. S., Göbel, T., Hallbauer, E., Nowak, A., Ran, L., Xu, W. Y., Deng, Z. Z., Ma, N., Mildenerger, K., Henning, S., Stratmann, F., and Wiedensohler, A.: Hygroscopic properties of aerosol particles at high relative humidity and their diurnal variations in the North China Plain, *Atmos. Chem. Phys.*, 11, 3479–3494, 10.5194/acp-11-3479-2011, 2011.
- 480 Li, W., Sun, J., Xu, L., Shi, Z., Riemer, N., Sun, Y., Fu, P., Zhang, J., Lin, Y., Wang, X., Shao, L., Chen, J., Zhang, X., Wang, Z. and Wang, W.: A conceptual framework for mixing structures in individual aerosol particles, *J. Geophys. Res. Atmos.*, 121(22), 13,713–784,798, doi:<https://doi.org/10.1002/2016JD025252>, 2016.
- 485 Li, Y., Zhang, F., Li, Z., Sun, L., Wang, Z., Li, P., Sun, Y., Ren, J., Wang, Y., Cribb, M. and Yuan, C.: Influences of aerosol physiochemical properties and new particle formation on CCN activity from observation at a suburban site of China, *Atmos. Res.*, 188, 80–89, doi:<https://doi.org/10.1016/j.atmosres.2017.01.009>, 2017.
- 490 Liu, P. F., Zhao, C. S., Göbel, T., Hallbauer, E., Nowak, A., Ran, L., Xu, W. Y., Deng, Z. Z., Ma, N., Mildenerger, K., Henning, S., Stratmann, F. and Wiedensohler, A.: Hygroscopic properties of aerosol particles at high relative humidity and their diurnal variations in the north China plain, *Atmos. Chem. Phys.*, 11(7), 3479–3494, doi:10.5194/acp-11-3479-2011, 2011.
- 495 Li, Z., Wang, Y., Guo, J., Zhao, C., Cribb, M. C., Dong, X., Fan, J., Gong, D., Huang, J., Jiang, M., Jiang, Y., Lee, S. S., Li, H., Li, J., Liu, J., Qian, Y., Rosenfeld, D., Shan, S., Sun, Y., Wang, H., Xin,



- J., Yan, X., Yang, X., Yang, X.-q., Zhang, F., and Zheng, Y.: East Asian Study of Tropospheric Aerosols and their Impact on Regional Clouds, Precipitation, and Climate (EAST-AIRCPC), *Journal of Geophysical Research: Atmospheres*, 124, 13026-13054, <https://doi.org/10.1029/2019JD030758>, 2019.
- 500 Massling, A., Stock, M., Wehner, B., Wu, Z. J., Hu, M., Brüggemann, E., Gnauk, T., Herrmann, H. and Wiedensohler, A.: Size segregated water uptake of the urban submicrometer aerosol in Beijing, *Atmos. Environ.*, 43(8), 1578–1589, doi:10.1016/j.atmosenv.2008.06.003, 2009.
- McMurry, P. H., Litchy, M., Huang, P.-F., Cai, X., Turpin, B. J., Dick, W. D. and Hanson, A.: Elemental composition and morphology of individual particles separated by size and hygroscopicity
505 with the TDMA, *Atmos. Environ.*, 30(1), 101–108, doi:[https://doi.org/10.1016/1352-2310\(95\)00235-Q](https://doi.org/10.1016/1352-2310(95)00235-Q), 1996.
- Meier, J., Wehner, B., Massling, A., Birmili, W., Nowak, A., Gnauk, T., Brüggemann, E., Herrmann, H., Min, H. and Wiedensohler, A.: Hygroscopic growth of urban aerosol particles in Beijing (China) during wintertime: a comparison of three experimental methods, *Atmos. Chem. Phys.*, 9(18), 6865–
510 6880, doi:10.5194/acp-9-6865-2009, 2009.
- Müller, A., Miyazaki, Y., Aggarwal, S. G., Kitamori, Y., Boreddy, S. K. R. and Kawamura, K.: Effects of chemical composition and mixing state on size-resolved hygroscopicity and cloud condensation nuclei activity of submicron aerosols at a suburban site in northern Japan in summer, *J. Geophys. Res. Atmos.*, 122(17), 9301–9318, doi:10.1002/2017JD027286, 2017.
- 515 Peck, J., Gonzalez, L. A., Williams, L. R., Xu, W., Croteau, P. L., Timko, M. T., Jayne, J. T., Worsnop, D. R., Miake-Lye, R. C., and Smith, K. A.: Development of an aerosol mass spectrometer lens system for PM_{2.5}, *Aerosol Sci. Tech.*, 50, 781–789, <https://doi.org/10.1080/02786826.2016.1190444>, 2016.
- Peters, A., Wichmann, H. E., Tuch, T. and Heyder, J.: Respiratory effects are associated with the
520 number of ultrafine particles, *Am. J. Respir. Crit. Care Med.*, 155, 1376–1383, doi:10.1164/ajrccm.155.4.9105082, 1997.



- Pitchford, M. L. and McMurry, P. H.: Relationship between measured water vapor growth and chemistry of atmospheric aerosol for Grand Canyon, Arizona, in winter 1990, *Atmos. Environ.*, 28(5), 827–839, doi:[https://doi.org/10.1016/1352-2310\(94\)90242-9](https://doi.org/10.1016/1352-2310(94)90242-9), 1994.
- 525 Sakurai, H., Fink, M. A., McMurry, P. H., Mauldin, L., Moore, K. F., Smith, J. N., and Eisele, F. L.: Hygroscopicity and volatility of 4–10 nm particles during summertime atmospheric nucleation events in urban Atlanta, *Journal of Geophysical Research: Atmospheres*, 110, n/a-n/a, 10.1029/2005JD005918, 2005.
- Shantz, N. C., Pierce, J. R., Chang, R. Y. W., Vlasenko, A., Riipinen, I., Sjostedt, S., Slowik, J. G.,
530 Wiebe, A., Liggio, J., Abbatt, J. P. D., and Leaitch, W. R.: Cloud condensation nuclei droplet growth kinetics of ultrafine particles during anthropogenic nucleation events, *Atmospheric Environment*, 47, 389–398, <http://dx.doi.org/10.1016/j.atmosenv.2011.10.049>, 2012.
- Sun, Y. L., Wang, Z. F., Du, W., Zhang, Q., Wang, Q. Q., Fu, P. Q., Pan, X. L., Li, J., Jayne, J. and
535 Worsnop, D. R.: Long-term real-time measurements of aerosol particle composition in Beijing, China: seasonal variations, meteorological effects, and source analysis, *Atmos. Chem. Phys.*, 15(17), 10149–10165, doi:10.5194/acp-15-10149-2015, 2015.
- Sjogren, S., Gysel, M., Weingartner, E., Alfarra, M. R., Duplissy, J., Cozic, J., Crosier, J., Coe, H., and Baltensperger, U.: Hygroscopicity of the submicrometer aerosol at the high-alpine site Jungfraujoch, 3580 m a.s.l., Switzerland, *Atmos. Chem. Phys.*, 8, 5715–5729, 10.5194/acp-8-5715-2008, 2008.
- 540 Swietlicki, E., Zhou, J., Berg, O. H., Martinsson, B. G., Frank, G., Cederfelt, S.-I., Dusek, U., Berner, A., Birmili, W., Wiedensohler, A., Yuskiewicz, B., and Bower, K. N.: A closure study of submicrometer aerosol particle hygroscopic behavior, *Atmospheric Research*, 50, 205–240, [https://doi.org/10.1016/S0169-8095\(98\)00105-7](https://doi.org/10.1016/S0169-8095(98)00105-7), 1999.
- Tan, H., Yin, Y., Gu, X., Li, F., Chan, P. W., Xu, H., Deng, X. and Wan, Q.: An observational study of
545 the hygroscopic properties of aerosols over the Pearl River Delta region, *Atmos. Environ.*, 77, 817–826, doi:10.1016/j.atmosenv.2013.05.049, 2013.
- Tan, H., Cai, M., Fan, Q., Liu, L., Li, F., Chan, P. W., Deng, X. and Wu, D.: An analysis of aerosol liquid water content and related impact factors in Pearl River Delta, *Sci. Total Environ.*, 579, 1822–1830, doi:10.1016/j.scitotenv.2016.11.167, 2017.



- 550 Tang, I. N. and Munkelwitz, H. R.: Water activities, densities, and refractive indices of aqueous sulfates and sodium nitrate droplets of atmospheric importance, *J. Geophys. Res. Atmos.*, 99(D9), 18801–18808, doi:<https://doi.org/10.1029/94JD01345>, 1994.
- Tao, J., Kuang, Y., Ma, N., Zheng, Y., Wiedensohler, A., and Zhao, C.: An improved parameterization scheme for size-resolved particle activation ratio and its application on comparison study of particle
555 hygroscopicity measurements between HTDMA and DMA-CCNC, *Atmospheric Environment*, 226, 117403, <https://doi.org/10.1016/j.atmosenv.2020.117403>, 2020.
- Tritscher, T., Jurnyi, Z., Martin, M., Chirico, R., Gysel, M., Heringa, M. F., Decarlo, P. F., Sierau, B., Prévôt, A. S. H., Weingartner, E. and Baltensperger, U.: Changes of hygroscopicity and morphology during ageing of diesel soot, *Environ. Res. Lett.*, 6(3), 034026, doi:10.1088/1748-9326/6/3/034026,
560 2011.
- Vakkari, V., Tiitta, P., Jaars, K., Croteau, P., Beukes, J. P., Josipovic, M., Kerminen, V.-M., Kulmala, M., Venter, A. D., van Zyl, P. G., Worsnop, D. R., and Laakso, L.: Reevaluating the contribution of sulfuric acid and the origin of organic compounds in atmospheric nanoparticle growth, *Geophysical Research Letters*, 42, 10,486–410,493, <https://doi.org/10.1002/2015GL066459>, 2015.
- 565 Wang, Q., Zhao, J., Du, W., Ana, G., Wang, Z., Sun, L., Wang, Y., Zhang, F., Li, Z., Ye, X., and Sun, Y.: Characterization of submicron aerosols at a suburban site in central China, *Atmospheric Environment*, 131, 115–123, <https://doi.org/10.1016/j.atmosenv.2016.01.054>, 2016.
- Wang, X., Shen, X. J., Sun, J. Y., Zhang, X. Y., Wang, Y. Q., Zhang, Y. M., Wang, P., Xia, C., Qi, X. F. and Zhong, J. T.: Size-resolved hygroscopic behavior of atmospheric aerosols during heavy aerosol
570 pollution episodes in Beijing in December 2016, *Atmos. Environ.*, 194, 188–197, doi:10.1016/j.atmosenv.2018.09.041, 2018a.
- Wang, Y., Li, Z., Tan, H., Xu, H., Ren, J., Zhao, J., Du, W., Sun, Y. and Zhang, F.: Enhanced hydrophobicity and volatility of submicron aerosols under severe emission control conditions in Beijing, *Atmos. Chem. Phys*, 17, 5239–5251, doi:10.5194/acp-17-5239-2017, 2017.
- 575 Wang, Y., Li, Z., Zhang, Y., Du, W., Zhang, F., Tan, H., Xu, H., Jin, X., Fan, X., Dong, Z., Wang, Q. and Sun, Y.: Characterization of aerosol hygroscopicity, mixing state, and CCN activity at a suburban



- site in the central North China Plain, *Atmos. Chem. Phys. Discuss.*, 1–34, doi:10.5194/acp-2017-1100, 2018b.
- 580 Wang, Y., Li, Z., Zhang, R., Jin, X., Xu, W., Fan, X., Wu, H., Zhang, F., Sun, Y., Wang, Q., Cribb, M. and Hu, D.: Distinct Ultrafine- and Accumulation-Mode Particle Properties in Clean and Polluted Urban Environments, *Geophys. Res. Lett.*, 46(19), 10918–10925, doi:10.1029/2019GL084047, 2019.
- Weingartner, E., Gysel, M. and Baltensperger, U.: Hygroscopicity of Aerosol Particles at Low Temperatures. 1. New Low-Temperature H-TDMA Instrument: Setup and First Applications, *Environ. Sci. Technol.*, 36(1), 55–62, doi:10.1021/es010054o, 2002.
- 585 Wu, Z. J., Poulain, L., Henning, S., Dieckmann, K., Birmili, W., Merkel, M., van Pinxteren, D., Spindler, G., Müller, K., Stratmann, F., Herrmann, H. and Wiedensohler, A.: Relating particle hygroscopicity and CCN activity to chemical composition during the HCCT-2010 field campaign, *Atmos. Chem. Phys.*, 13(16), 7983–7996, doi:10.5194/acp-13-7983-2013, 2013.
- Wu, Z. J., Zheng, J., Shang, D. J., Du, Z. F., Wu, Y. S., Zeng, L. M., Wiedensohler, A. and Hu, M.:
590 Particle hygroscopicity and its link to chemical composition in the urban atmosphere of Beijing, China during summertime, *Atmos. Chem. Phys. Discuss.*, 15(8), 11495–11524, doi:10.5194/acpd-15-11495-2015, 2015.
- Xie, Y., Ye, X., Ma, Z., Tao, Y., Wang, R., Zhang, C., Yang, X., Chen, J., and Chen, H.: Insight into winter haze formation mechanisms based on aerosol hygroscopicity and effective density
595 measurements, *Atmos. Chem. Phys.*, 17, 7277–7290, <https://doi.org/10.5194/acp-17-7277-2017>, 2017.
- Xu, B.; Zhang, Z.-f.; Li, Y.-w.; Qin, X.; Miao, Q.; Shen, Y., Hygroscopic Properties of Aerosol Particles in North Suburb of Nanjing in Spring (in Chinese). *Huan jing ke xue= Huanjing kexue* 2015, 36 (6), 1911-8.
- Ye, X., Tang, C., Yin, Z., Chen, J., Ma, Z., Kong, L., Yang, X., Gao, W. and Geng, F.: Hygroscopic
600 growth of urban aerosol particles during the 2009 Mirage-Shanghai Campaign, *Atmos. Environ.*, 64, 263–269, doi:10.1016/j.atmosenv.2012.09.064, 2013.
- Yue, D. L., Hu, M., Zhang, R. Y., Wang, Z. B., Zheng, J., Wu, Z. J., Wiedensohler, A., He, L. Y., Huang, X. F., and Zhu, T.: The roles of sulfuric acid in new particle formation and growth in the mega-city of Beijing, *Atmos. Chem. Phys.*, 10, 4953-4960, doi:10.5194/acp-10-4953-2010, 2010.



- 605 Zhang, J., Wang, L., Chen, J., Feng, S., Shen, J., and Jiao, L.: Hygroscopicity of ambient submicron particles in urban Hangzhou, China, *Front. Environ. Sci. En.*, 5, 342–347, 2011.
- Zhang, F., Wang, Y., Peng, J., Ren, J., Collins, D., Zhang, R., Sun, Y., Yang, X. and Li, Z.: Uncertainty in Predicting CCN Activity of Aged and Primary Aerosols, *J. Geophys. Res. Atmos.*, 122(21), 11,723–11,736, doi:10.1002/2017JD027058, 2017.
- 610 Zhang, F., Ren, J., Fan, T., Chen, L., Xu, W., Sun, Y., Zhang, R., Liu, J., Jiang, S., Jin, X., Wu, H., Li, S., Cribb, M. C., and Li, Z.: Significantly Enhanced Aerosol CCN Activity and Number Concentrations by Nucleation-Initiated Haze Events: A Case Study in Urban Beijing, 124, 14102–14113, <https://doi.org/10.1029/2019JD031457>, 2019.
- Zhang, F., Wang, Y., Peng, J., Chen, L., Sun, Y., Duan, L., Ge, X., Li, Y., Zhao, J., Liu, C., Zhang, X.,
615 Zhang, G., Pan, Y., Wang, Y., Zhang, A. L., Ji, Y., Wang, G., Hu, M., Molina, M. J. and Zhang, R.: An unexpected catalyst dominates formation and radiative forcing of regional haze, *Proc. Natl. Acad. Sci.*, 117(8), 3960 LP – 3966, doi:10.1073/pnas.1919343117, 2020.
- Zhang, R., Khalizov, A. F., Pagels, J., Zhang, D., Xue, H. and McMurry, P. H.: Variability in morphology, hygroscopicity, and optical properties of soot aerosols during atmospheric processing,
620 *Proc. Natl. Acad. Sci.*, 105(30), 10291 LP – 10296, doi:10.1073/pnas.0804860105, 2008.
- Zhang, S. L., Ma, N., Kecorius, S., Wang, P. C., Hu, M., Wang, Z. B., Groß, J., Wu, Z. J. and Wiedensohler, A.: Mixing state of atmospheric particles over the North China Plain, *Atmos. Environ.*, 125, 152–164, doi:10.1016/j.atmosenv.2015.10.053, 2016.
- Zhao, J., Du, W., Zhang, Y., Wang, Q., Chen, C., Xu, W., Han, T., Wang, Y., Fu, P., Wang, Z., Li, Z.,
625 and Sun, Y.: Insights into aerosol chemistry during the 2015 China Victory Day parade: results from simultaneous measurements at ground level and 260 m in Beijing, *Atmos. Chem. Phys.*, 17, 3215–3232, <https://doi.org/10.5194/acp-17-3215-2017>, 2017.