

1 **OH-initiated atmospheric degradation of hydroxyalkyl**
2 **hydroperoxides: mechanism, kinetics, and structure-activity**
3 **relationship**

4 Long Chen,^{1,2} Yu Huang, ^{*}1,2 Yonggang Xue, ^{1,2} Zhihui Jia, ³ Wenliang Wang⁴

5 ¹ *State Key Lab of Loess and Quaternary Geology (SKLLQG), Institute of Earth*
6 *Environment, Chinese Academy of Sciences (CAS), Xi'an, 710061, China*

7 ² *CAS Center for Excellence in Quaternary Science and Global Change, Xi'an,*
8 *710061, China*

9 ³ *School of Materials Science and Engineering, Shaanxi Normal University, Xi'an,*
10 *Shaanxi, 710119, China*

11 ⁴ *School of Chemistry and Chemical Engineering, Key Laboratory for*
12 *Macromolecular Science of Shaanxi Province, Shaanxi Normal University, Xi'an,*
13 *Shaanxi, 710119, China*

14

15

16

17

18 Submitted to *Atmospheric Chemistry & Physics*

19

20

21 *Corresponding author:

22 Prof. Yu Huang, E-mail address: huangyu@ieecas.cn

23

24

25

26

27

28 **Abstract:**

29 Hydroxyalkyl hydroperoxides (HHPs), formed in the reactions of Criegee
30 intermediates (CIs) with water vapour, play essential roles in the formation of
31 secondary organic aerosol (SOA) under atmospheric conditions. However, the
32 transformation mechanism for OH-initiated oxidation of HHPs is remain incompletely
33 understood. Herein, the quantum chemical and kinetics modeling methods are applied
34 to insight into the detailed mechanisms of OH-initiated oxidation of distinct HHPs
35 (HOCH₂OOH, HOCH(CH₃)OOH and HOC(CH₃)₂OOH) formed from the reactions of
36 CH₂OO, *anti*-CH₃CHOO and (CH₃)₂COO) with water vapor. The calculations show
37 that the dominant pathway is the H-abstraction from the -OOH group in the initiation
38 reactions of OH radical with HOCH₂OOH and HOC(CH₃)₂OOH. H-abstraction from
39 -CH group is competitive with that from the -OOH group in the reaction of OH
40 radical with HOCH(CH₃)OOH. The barrier of H-abstraction from the -OOH group is
41 slightly increased as the number of methyl group is increased. In pristine
42 environments, the self-reaction of RO₂ radical initially produces tetroxide
43 intermediate via an oxygen-to-oxygen coupling, then it decomposes into propagation
44 and termination products through the asymmetric two-step O-O bond scission, in
45 which the rate-limiting step is the first O-O bond cleavage. The barrier height of
46 distinct RO₂ radicals reactions with HO₂ radical is independent on the number of
47 methyl substitution. In urban environments, reaction with O₂ forming formic acid and
48 HO₂ radical is the dominant removal pathway for HOCH₂O radical formed from the
49 reaction of HOCH₂OO radical with NO. The β -site C-C bond scission is the dominate
50 pathway in the dissociation of HOCH(CH₃)O and HOC(CH₃)₂O radicals formed from
51 the HOCH(CH₃)OO · + NO and HOC(CH₃)₂OO · + NO reactions. These new findings
52 are expected to deepen our current understanding for the photochemical oxidation of
53 hydroperoxides under realistic atmospheric conditions.

54

55

56

57 **1. Introduction**

58 Hydroxyalkyl hydroperoxides (HHPs), formed in the reactions of Criegee
59 intermediates (CIs) with water vapour and in the initiation OH-addition with
60 subsequent HO₂-termination reactions, play important roles in the formation of
61 secondary organic aerosol (SOA) (Qiu et al., 2019; Kumar et al., 2014). The CIs
62 formed from the ozonolysis of alkenes are characterized by high reactivity and excess
63 energies, which can proceed either prompt unimolecular decay to OH radical or, after
64 collisional stabilization, bimolecular reactions with various trace gases like SO₂,
65 NO₂ and H₂O to produce sulfate, nitrate and SOA, thereby influencing air quality and
66 human health (Lester and Klippenstein, 2018; Chen et al., 2017, 2019; Liu et al., 2019;
67 Chhantyal-Pun et al., 2017; Anglada and Solé, 2016; Gong and Chen, 2021). Among
68 these reactions, the bimolecular reaction of CIs with water is thought to be the
69 dominant chemical sink because its concentration ($1.3\text{-}8.3 \times 10^{17}$ molecules cm⁻³) is
70 several orders of magnitude greater than those of SO₂ and NO₂ ($\sim 10^{12}$ molecules cm⁻³)
71 in the atmosphere (Huang et al., 2015; Khan et al., 2018; Taatjes et al., 2013, 2017).
72 The primary products of CIs reactivity toward water are highly oxygenated HHPs that
73 are difficult to detect and identify by using the available analytical techniques due to
74 their thermally instability (Qiu et al., 2019; Anglada and Solé, 2016; Chao et al., 2015;
75 Chen et al., 2016a; Ryzhkov and Ariya, 2003).

76 HHPs, due to the presence of both hydroxyl and perhydroxy moieties, have
77 relatively low volatility contributing substantially to the formation of SOA (Qiu et al.,
78 2019). The atmospheric degradation of HHPs initiated by OH radical is expected to be
79 one of the dominant loss processes because OH radical is the most powerful oxidizing
80 agent (Gligorovski et al., 2015; Allen et al., 2018). Reaction with OH radical includes
81 three possible H-abstraction channels: (a) the alkyl hydrogen, (b) the -OH hydrogen,
82 and (c) the -OOH hydrogen, which is followed by further reactions to generate
83 organic peroxy radicals (RO₂) as reactive intermediates (Allen et al., 2018). Based on
84 our current mechanistic understanding, RO₂ radicals have three possible channels in
85 pristine environments: (1) they can proceed self- and cross-reactions resulting in

86 formation of alkoxy radical RO, alcohol, carbonyl, accretion products (Berndt et al.,
87 2018; Zhang et al., 2012; Valiev et al., 2019); (2) they can react with HO₂ radical
88 leading to the formation of closed-shell hydroperoxide (ROOH), RO ; OH radical,
89 etc.; (Dillon and Crowley, 2008; Iyer et al., 2018) (3) they can undergo autoxidation
90 via intramolecular H-shift and alternating O₂-addition steps producing highly
91 oxygenated organic molecules (HOMs), which have been identified as the low
92 volatility compounds that contribute to the formation of SOA (Crouse et al., 2013;
93 Jokinen et al., 2014; Wang et al., 2018; Ehn et al., 2014; Iyer et al., 2021). In urban
94 environments, RO₂ radicals can react with NO_x generating peroxyxynitrate (RO₂NO₂),
95 organic nitrate (RONO₂), RO · and other SOA precursors (Wang et al., 2017; Xu et al.,
96 2014, 2020; Ma et al., 2021). The relative importance of distinct pathways depends
97 strongly on the nature of RO₂ radicals and the concentrations of coreactants.

98 Hydroxymethyl hydroperoxide (HMHP, HOCH₂OOH), the simplest HHPs from
99 the ozonolysis of ethene in the presence of water, is observed in significant abundance
100 in the atmosphere (Allen et al., 2018). The measured concentration of HMHP is varied
101 considerably depending on the location, season and altitude, and its concentration is
102 measured to be up to 5 ppbv in forested regions (Allen et al., 2018; Francisco and
103 Eisfeld, 2009). Recently, the concentration of HMHP was measured during the
104 summer 2013 in the southeastern United States, and found that the average mixing
105 ratio of HMHP is 0.25 ppbv with a maximum of 4.0 ppbv in the boundary layer(Allen
106 et al., 2018). A recent experimental study by Allen et al. (2018) conducted the
107 OH-initiated oxidation of HMHP in an environmental chamber and simulated the
108 impact of HMHP oxidation on the global formic acid concentrations using the
109 chemical transport model GEOS-Chem. It was found that H-abstraction from the
110 methyl group of HMHP results in formic acid, and it contributes to the global formic
111 acid production about 1.7 Tg yr⁻¹. Francisco and Eisfeld (2009) by employing *ab*
112 *initio* CCSD(T)//MP2 methods, studied the atmospheric oxidation mechanism of
113 HMHP initiated by OH radical, arriving at the same conclusion that the degradation of
114 HMHP could be a new source of formic acid in the atmosphere. Additionally, the
115 unimolecular decomposition of HMHP is another important removal process in the

116 atmosphere. Chen et al. (2016b) found that the formation of CH_2O and H_2O_2 is more
117 preferable than that of the production of HCOOH and H_2O . Kumar et al. (2014)
118 obtained the same conclusion that the aldehyde- or ketone-forming pathway is
119 kinetically favored over that the carboxylic acid-forming channel in the unimolecular
120 decomposition of a variety of HHPs. All the above milestone investigations offer very
121 useful information for understanding the decomposition of HHPs in the gas phase.
122 However, to the best of our knowledge, there is a few studies on the subsequent
123 transformations of the resulting H-abstraction products formed from the OH-initiated
124 oxidation of larger HHPs. And the effect of the size and number of substituents on the
125 rates and outcomes of SOA precursors (e.g. ROOR, HOMs) is uncertain up to now.
126 Therefore, it is necessary to assess the potential of larger HHPs and their oxidation
127 products to substantial SOA formation under different NO_x conditions.

128 In this article, we mainly investigate the detailed mechanisms and kinetic
129 properties of distinct HHPs oxidation initiated by OH radical by employing quantum
130 chemical and kinetics modeling methods. For the resulting H-abstraction products
131 RO_2 radicals, the subsequent reactions involving self-reaction, isomerization and
132 reaction with HO_2 radical are taken into account in the absence of NO , while the
133 subsequent reactions including addition, decomposition and H-abstraction by O_2 are
134 considered in the presence of NO . The investigated HHPs in this work are generated
135 from the bimolecular reactions of distinct carbonyl oxides (CH_2OO , *anti*- CH_3CHOO
136 and $(\text{CH}_3)_2\text{COO}$) with water vapor.

137 **2. Computational details**

138 **2.1 Electronic structure and energy calculations**

139 The equilibrium geometries of all the open-shell species, including reactants (R),
140 pre-reactive complex (RC), transition state (TS), post-reactive complex (PC), and
141 products (P), are fully optimized at the unrestricted M06-2X/6-311+G(2df,2p) level of
142 theory (UM06-2X) (Zhao and Truhlar, 2006; Zheng and Truhlar, 2009), whereas all
143 the closed-shell species are optimized at the restricted M06-2X/6-311+G(2df,2p) level
144 of theory (RM06-2X). This is because the M06-2X functional has been proven to

145 produce reliable performance for describing thermochemistry, kinetics and
146 non-covalent interactions (Zhao and Truhlar, 2008). Harmonic vibrational frequencies
147 are performed at the same level to verify that each stationary point is either a true
148 minima (with no imaginary frequency) or a transition state (with one imaginary
149 frequency). Zero-point vibrational energy (ZPVE) and Gibbs free energies corrections
150 (G_{corr}) from harmonic vibrational frequencies are scaled by a factor of 0.98 (Zhao and
151 Truhlar, 2006). The intrinsic reaction coordinate (IRC) calculations are performed to
152 verify the connection between the transition state and the designated reactant and
153 product (Fukui, 1981). The single-point energies are calculated at the
154 (U/R)M06-2X/ma-TZVP level of theory (Zheng, et al., 2011).

155 The tetroxide intermediate formed from the self-reaction of RO_2 radical proceeds
156 through the asymmetric two step O-O bond scission to produce a caged tetroxide
157 intermediate of overall singlet multiplicity comprising two same-spin alkoxy radicals
158 (spin down) and triplet oxygen (spin up). This type of reaction mechanism can be
159 described by the broken symmetry unrestricted DFT (UDFT) and multi-reference
160 CASSCF methods (Lee et al., 2016; Bach et al., 2005). Previous studies have
161 demonstrated that the UDFT method is suitable to identify the metastable singlet
162 caged radical complex minimum and is successfully located the transition states of
163 O-O bond homolysis, and the energies are comparable to the more accurate and
164 expensive CASSCF method (Lee et al., 2016; Bach et al., 2005). In the present study,
165 the UDFT method is selected to study the asymmetric O-O bond scission and
166 represents a compromise between the computational accuracy and efficiency. The
167 broken symmetry UM06-2X/6-311+G(2df,2p) method is applied to generate the
168 initial guesses of the tetroxide intermediate and transition state geometries with mixed
169 HOMO and LUMO ($S^2 \approx 1$) by using the guess = mix keyword. The single-point
170 energies are refined at the UM06-2X/ma-TZVP level of theory.

171 In order to further evaluate the reliability of the employed method in predicting
172 reaction mechanism, the single-point energies for all the stationary points involved in
173 the initiation reactions of OH radical with distinct HHPs are recalculated at the
174 (U/R)CCSD(T)/6-311+G(2df,2p) level of theory based on the (U/R)M06-2X

175 optimized geometries. Furthermore, the basis set superposition error (BSSE) is also
176 performed to evaluate the stability of the pre-reactive complexes by employing the
177 counterpoise method (Boys and Bernardi, 1970). For simplicity, no prefix is adopted
178 throughout this article. Herein, the Gibbs free energy (G) for each species is obtained
179 by combining the single-point energy with the Gibbs correction ($G = G_{\text{corr}} + E$). The
180 electronic energy (ΔE_a^\ddagger) and free energy (ΔG_a^\ddagger) barriers are defined as the difference
181 in energy between transition state and pre-reactive complex ($\Delta E_a^\ddagger = E_{\text{TS}} - E_{\text{RC}}$ and
182 $\Delta G_a^\ddagger = G_{\text{TS}} - G_{\text{RC}}$). The reaction free energy (ΔG) is referred to the difference in
183 energy between product and reactant ($\Delta G = G_{\text{P}} - G_{\text{R}}$). The calculated ΔE_a^\ddagger and ΔG_a^\ddagger
184 for the initiation H-abstraction pathways are summarized in Table S1. As shown in
185 Table S1, the mean absolute deviations (MADs) of ΔE_a^\ddagger and ΔG_a^\ddagger between
186 CCSD(T)/6-311+G(2df,2p) and M06-2X/ma-TZVP approaches are 0.43 and 0.45
187 kcal mol⁻¹, respectively; the largest deviations of ΔE_a^\ddagger and ΔG_a^\ddagger are 1.2 and 1.1
188 kcal mol⁻¹, respectively. These results reveal that the energies obtained from the
189 M06-2X/ma-TZVP method are in very good accord with those from the gold-standard
190 coupled-cluster approach CCSD(T) within the uncertainties of systematic errors.
191 Therefore, the M06-2X/ma-TZVP method is selected to investigate the atmospheric
192 degradation of HHP initiated by OH radical under different conditions. In the
193 following sections, unless otherwise stated, the ΔG_a^\ddagger is applied to construct the
194 reaction profiles.

195 For the H-shift reactions of peroxy radicals RO₂, reactants, transition states and
196 products have multiple conformers. Previous literatures have demonstrated that the
197 reaction kinetics of multiconformers involvement are more precisely than that of the
198 single conformer approximation (Møller et al., 2016, 2020). Herein, the
199 multiconformers treatment is performed to investigate the H-shift reactions RO₂
200 radicals. A conformer search within the Molclus program is employed to generate a
201 pool of conformers for RO₂ radicals (Lu, 2020). The selected conformers are further
202 optimized at the M06-2X/6-311+G(2df,2p) level of theory, followed by single-point
203 energies calculations at the M06-2X/ma-TZVP level of theory. On the basis of the
204 calculated Gibbs free energies, the Boltzmann populations (w_i) of each

205 RO₂ · conformer is expressed as eqn 1.

$$206 \quad w_i = \frac{e^{-\Delta G_i/k_B T}}{\sum_i e^{-\Delta G_i/k_B T}} \quad (1)$$

207 where ΔG_i is the relative Gibbs free energy of conformer i , k_B is the Boltzmann's
208 constant, T is temperature in Kelvin. All the quantum chemical calculations are
209 performed by using the Gaussian 09 program package (Frisch et al., 2009).

210 2.2 Kinetics calculations

211 The rate coefficients of unimolecular reactions are calculated by using the
212 Rice-Ramsperger-Kassel-Marcus theory coupled with energy-grained master equation
213 (RRKM-ME) method (Holbrook et al., 1996), and the rate coefficients of bimolecular
214 reactions are determined by utilizing traditional transition state theory (TST)
215 (Fernández-Ramos et al., 2007). The RRKM-ME calculations are performed by
216 implementing the MESMER 6.0 program suite (Glowacki et al., 2012). N₂ is used as
217 the buffer gas. The single exponential down model is employed to simulate the
218 collision energy transfer ($\langle \Delta E \rangle_{\text{down}} = 200 \text{ cm}^{-1}$). The collisional Lennard-Jones
219 parameters are estimated by using an empirical formula described by Gilbert and
220 Smith (1990). For the H-shift reactions of RO₂ radicals, the rate coefficients are
221 determined by employing the multiconformer transition state theory (MC-TST)
222 approach (Møller et al., 2016). The MC-TST rate coefficient $k_{\text{MC-TST}}$ is calculated by
223 the sum of the individual intrinsic reaction coordinate TST (IRC-TST) rate coefficient
224 $k_{\text{IRC-TST}}$, each weighted by Boltzmann population of corresponding RO₂ · conformer
225 (Møller et al., 2016).

$$226 \quad k_{\text{MC-TST}} = \sum_i^{\text{all TS conf.}} w_i \times k_{\text{IRC-TST}i} \quad (2)$$

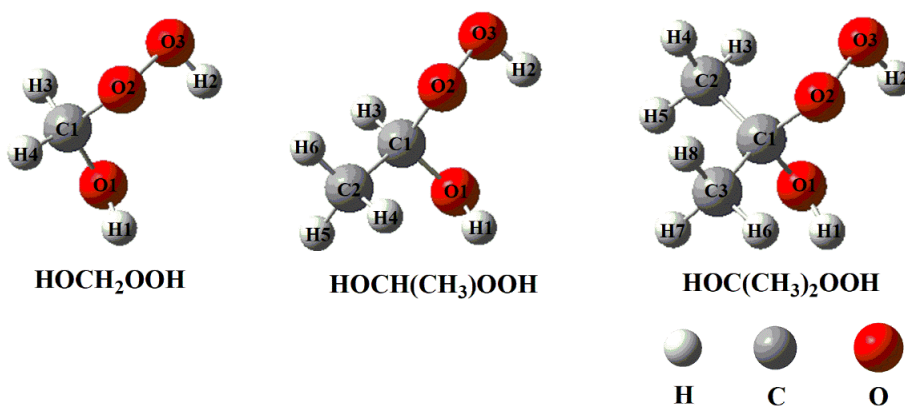
227 where $k_{\text{IRC-TST}i}$ represents the rate coefficient of conformer i , and w_i is the relative
228 Boltzmann population of the corresponding reactant connected to TS _{i} . The
229 one-dimensional asymmetry Eckart model is employed to calculate the tunneling
230 correction (Eckart, 1930). Considering the uncertainty in barrier heights (~ 1.0
231 kcal mol⁻¹ by the M06-2X method) and in tunneling corrections, the uncertainty of the

232 calculated rate coefficient is about one order of magnitude in the present study.

233 3. Results and discussion

234 3.1 Initiation reaction of HHPs with OH radical

235 Previous literatures have proposed that the lifetime of CI with respect to the
236 reaction with water vapour exhibits a highly dependent on the nature of CIs (Anglada
237 and Solé 2016; Taatjes et al., 2013; Anglada et al., 2011), and the primary product is
238 HHPs in both gas phase and air/water interface (Chao et al., 2015; Chen et al., 2016a;
239 Smith et al., 2015; Zhu et al., 2016; Zhong et al., 2018). In the present study, we
240 mainly consider three kinds of HHPs originated from the addition of water to CH₂OO
241 and methyl-substituted CI (*anti*-CH₃CHOO and (CH₃)₂COO). The lowest-energy
242 conformers HHP (HOCH₂OOH, HOCH(CH₃)OOH and HOC(CH₃)₂OOH) are
243 obtained from the previous study as shown in Figure 1 (Chen et al., 2019), and they
244 are selected as model system to investigate the atmospheric degradation mechanism
245 of HHP initiated by OH radical. Letters and numbers are applied to mark carbon,
246 oxygen and hydrogen atoms in different reaction sites.



247

248

Figure 1. The structures of distinct HHPs

249 The free-energy and electronic-energy potential energy surfaces (PESs) for the
250 initiation reactions of OH radical with HOCH₂OOH, HOCH(CH₃)OOH and
251 HOC(CH₃)₂OOH are presented in Figures 2-4 and S1-S3, respectively. And the
252 optimized geometries of all the stationary points are displayed in Figures S6-S8,
253 respectively. As can be seen in Figure 2, the reaction for HOCH₂OOH with OH
254 radical proceeds via four distinct pathways: H-abstraction from the -O₁H₁ (R1), -C₁H₃

255 (R2), $-C_1H_4$ (R3) and $-O_2O_3H_2$ groups (R4). For each pathway, a pre-reactive complex
256 with a six- or seven-membered ring structure is formed in the entrance channel, which
257 is stabilized by hydrogen bond interactions between the oxygen atom of OH radical
258 and the abstraction hydrogen atom of $HOCH_2OOH$, and the remnant hydrogen atom
259 of OH radical and one of oxygen atoms of $HOCH_2OOH$ (Figure S6). Then, it
260 surmounts modest barrier that is higher in energy than the reactants to reaction. The
261 reaction barrier ΔG_a^\ddagger are reduced in the order of 6.4 (R1) $>$ 5.8 (R2) \approx 5.4 (R3) $>$ 1.5
262 (R4) kcal mol^{-1} , indicating that H-abstraction from the $-O_2O_3H_2$ group (R4) is more
263 preferable than those from the $-O_1H_1$, $-C_1H_3$ and $-C_1H_4$ groups (R1-R3). Same
264 conclusion is also derived from the energy barriers ΔE_a^\ddagger that R4 is the most favorable
265 H-abstraction pathway (Figure S1). The difference of barrier heights can be attributed
266 to the bond dissociation energy (BDE) of different types of bonds in $HOCH_2OOH$
267 molecule. The BDE are decreased in the order of 103.7 (O_1-H_1) $>$ 98.2 (C_1-H_3) \approx 97.4
268 (C_1-H_4) $>$ 87.2 (O_3-H_2) kcal mol^{-1} , which are in good agreement with the order of
269 barrier heights of H-abstraction reactions. As indicated by their reaction free energy
270 values, it can be found that the exothermicity of R4 is the largest among these four
271 H-abstraction reactions. Based on the above discussions, it is concluded that
272 H-abstraction from the $-O_2O_3H_2$ group resulting in formation of $HOCH_2OO$ radical
273 (R4) is feasible on both thermodynamically and kinetically.

274 Considering the different reaction sites of hydrogen atoms, the atmospheric
275 transformation of $HOCH(CH_3)OOH$ from the *anti*- $CH_3CHOO + H_2O$ reaction should
276 have six types of H-abstraction pathways as presented in Figure 3. As shown in Figure
277 3, each H-abstraction reaction begins with the formation of a weakly bound hydrogen
278 bonded pre-reactive complex with a six- or seven-membered ring structure in the
279 entrance channel (Figure S7). Then it immediately transforms into the respective
280 product via the corresponding transition state. The ΔG_a^\ddagger of H-abstraction from the
281 $-C_1H_3$ (R6) and $-O_2O_3H_2$ (R8) groups are 2.2 and 1.7 kcal mol^{-1} , respectively, which
282 are $\sim 4\text{-}5$ kcal mol^{-1} lower than those from the $-O_1H_1$ (R5) and $-CH_3$ groups (R7). This
283 result shows that R6 and R8 have nearly identical importance in the atmosphere.
284 Compared with the barriers of H-abstraction at the C_α (R6) and C_β (R7) positions, it

285 can be found that the former case is more favourable than the latter case. This
286 conclusion is further supported by Jara-Toro's study for the reactions of OH radical
287 with linear saturated alcohols (methanol, ethanol and n-propanol) that H-abstraction at
288 the C_α position is predominant (Jara-Toro, R. A et al., 2017, 2018).

289 For the OH-initiated oxidation of HOCH(CH₃)OOH from the *syn*-CH₃CHOO +
290 H₂O reaction, the corresponding free-energy and electronic-energy PESs are
291 displayed in Figures S4 and S5, respectively. From Figure S4, it can be seen the
292 H-abstraction by OH radical from HOCH(CH₃)OOH has six kinds of pathways. For
293 each pathway, a pre-reactive complex is formed prior to the corresponding transition
294 state, and then it overcomes modest barrier to reaction. The $\Delta G_a^\#$ of R6' and R8' are
295 2.3 and 1.8 kcal mol⁻¹, respectively, which are about 5 kcal mol⁻¹ lower than those of
296 R5' and R7'. This result shows that H-abstraction from the -CH (R6') and -OOH (R8')
297 groups are preferable kinetically. Same conclusion is also derived from the energy
298 barriers $\Delta E_a^\#$ that the R6' and R8' the most favourable H-abstraction pathways (Figure
299 S5). It should be noted that although the barriers of R6' and R8' are comparable, the
300 exoergicity of the former case is significantly lower than that of the latter case. The
301 above-mentioned conclusions are consistent with the results derived from the
302 OH-initiated oxidation of HOCH(CH₃)OOH from the *anti*-CH₃CHOO + H₂O reaction.
303 Zhou et al. has demonstrated that the bimolecular reaction of *syn*-CH₃CHOO with
304 water leading to the formation of HOCH(CH₃)OOH is of less importance in the
305 atmosphere, while the unimolecular decay to OH radical is the major loss process of
306 *syn*-CH₃CHOO (Zhou et al., 2019). Therefore, in the present study, we mainly focus
307 on the subsequent mechanism of intermediate generated from OH-initiated oxidation
308 of HOCH(CH₃)OOH from the *anti*-CH₃CHOO + H₂O reaction.

309 From Figure 4, it can be seen that H-abstraction from HOC(CH₃)₂OOH
310 includes eight possible H-abstraction pathways. All the H-abstraction reactions are
311 strongly exothermic and spontaneous, signifying that they are thermodynamically
312 feasible under atmospheric conditions. It deserves mentioning that the release of
313 energy of R12 is significantly greater than those of R9-R11. For each H-abstraction
314 pathway, a RC with a six- or seven-membered ring structure is formed prior to the

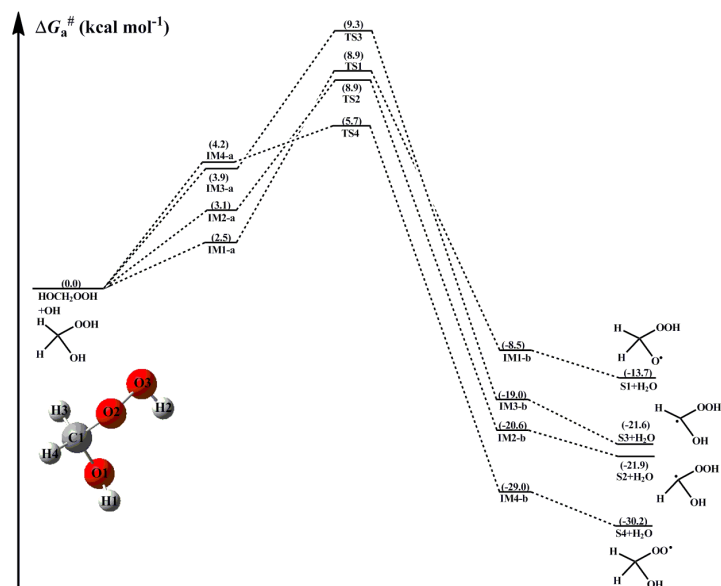
315 corresponding TS, which is more stable than the separate reactants due to the
316 hydrogen bond interactions between $\text{HOC}(\text{CH}_3)_2\text{OOH}$ and OH radical. Then, the RC
317 overcomes modest barrier to reaction. The ΔG_a^\ddagger of H-abstraction from the $-\text{O}_2\text{O}_3\text{H}_2$
318 group (R12) is $2.7 \text{ kcal mol}^{-1}$, which is the lowest among these eight H-abstraction
319 reactions. This result again shows that the H-abstraction from the $-\text{O}_2\text{O}_3\text{H}_2$ group is
320 the dominant pathway.

321 The rate coefficients of every H-abstraction pathway involved in the initiation
322 reactions of distinct HHPs with OH radical are estimated over the temperature range
323 from 273 to 400 K as summarized in Table S2-S4 and Figures S9-S11. As shown in
324 Table S2, the total rate coefficients k_{tot} of HOCH_2OOH reaction with OH radical are
325 slightly decreased with the temperature increasing. At ambient temperature, k_{tot} is
326 estimated to be $3.3 \times 10^{-11} \text{ cm}^3 \text{ molecule}^{-1} \text{ s}^{-1}$, which is a factor of ~ 5 greater than the
327 Allen's result ($(7.1 \pm 1.5) \times 10^{-12} \text{ cm}^3 \text{ molecule}^{-1} \text{ s}^{-1}$, at 295 K) derived from the
328 reaction of HMHP with OH radical by using the CF_3O^- chemical ionization mass
329 spectrometry (CIMS) and laser-induced fluorescence (LIF) (Allen et al., 2018). Such
330 a discrepancy could be attributed to the uncertainty in barrier height and tunneling
331 correction. $k_{\text{R4}(\text{O3-H2})}$ is 1-2 orders of magnitude greater than $k_{\text{R1}(\text{O1-H1})}$, $k_{\text{R2}(\text{C1-H3})}$ and
332 $k_{\text{R3}(\text{C1-H4})}$ in the whole temperature range, implying that R4 is the most favorable
333 H-abstraction pathway. For example, $k_{\text{R4}(\text{O3-H2})}$ is calculated to be $2.9 \times 10^{-11} \text{ cm}^3$
334 $\text{molecule}^{-1} \text{ s}^{-1}$ at 298 K, which is higher than $k_{\text{R1}(\text{O1-H1})}$ (1.8×10^{-13}), $k_{\text{R2}(\text{C1-H3})}$ ($9.9 \times$
335 10^{-13}) and $k_{\text{R3}(\text{C1-H4})}$ (2.0×10^{-12}) by 161, 29 and 15 times, respectively.

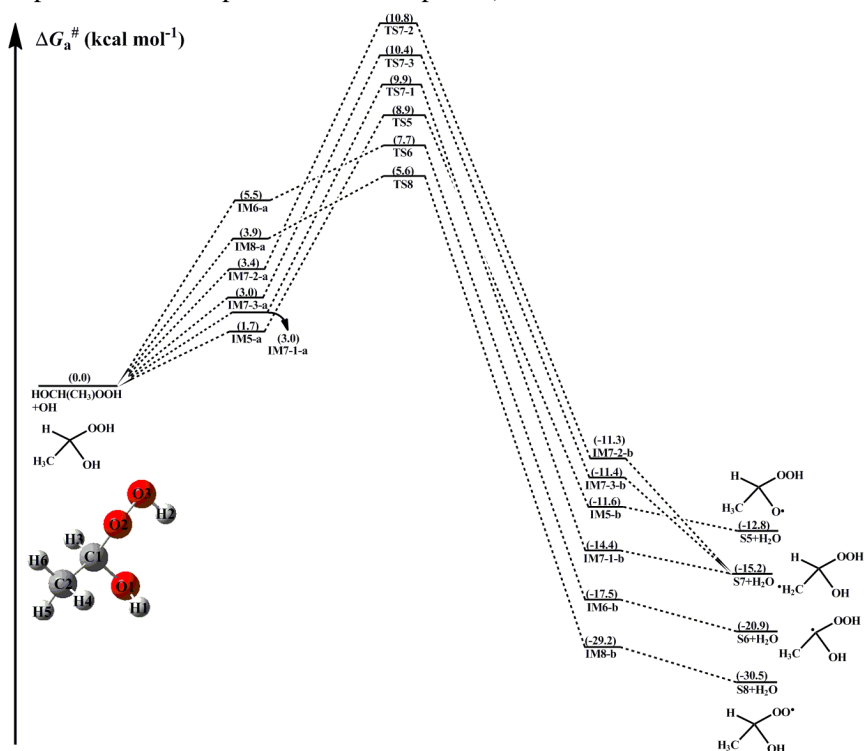
336 From Table S3, it can be seen that the total rate coefficients k'_{tot} of
337 $\text{HOCH}(\text{CH}_3)\text{OOH}$ reaction with OH radical are decreased in the range of 4.5×10^{-11}
338 (273 K) to 8.1×10^{-12} (400 K) $\text{cm}^3 \text{ molecule}^{-1} \text{ s}^{-1}$ with increasing temperature, and
339 they exhibit a slightly negative temperature dependence. $k_{\text{R8}(\text{O3-H2})}$ are approximately
340 identical to k'_{tot} in the entire temperature range, which are 1-2 orders of magnitude
341 greater than $k_{\text{R5}(\text{O1-H1})}$, $k_{\text{R6}(\text{C1-H3})}$, $k_{\text{R7-1}(\text{C2-H4})}$, $k_{\text{R7-2}(\text{C2-H5})}$ and $k_{\text{R7-3}(\text{C2-H6})}$. The result again
342 shows that H-abstraction from the $-\text{OOH}$ group (R8) is preferable kinetically. It
343 should be noted that although the barriers of R8 and R6 are comparable, $k_{\text{R8}(\text{O3-H2})}$ is
344 about one order of magnitude higher than $k_{\text{R6}(\text{C1-H3})}$ over the temperature range studied.

345 The reason is most likely due to the stability of pre-reactive complexes that IM8-a is
346 more stable than IM6-a in energy. A similar conclusion is derived from the results of
347 rate coefficient of $\text{HOC}(\text{CH}_3)_2\text{OOH} + \text{OH}$ reaction that H-abstraction from the -OOH
348 group (R12) is favorable kinetically (Table S4). The concentrations of OH radical
349 vary from 5 to 15×10^6 molecules cm^{-3} during daylight (Long et al., 2017), resulting
350 in the atmospheric lifetime of HOCH_2OOH , $\text{HOCH}(\text{CH}_3)\text{OOH}$ and $\text{HOC}(\text{CH}_3)_2\text{OOH}$
351 reactivity toward OH radical are estimated to be 0.58-1.74 h, 0.60-1.79 h and
352 1.23-3.69 h at room temperature.

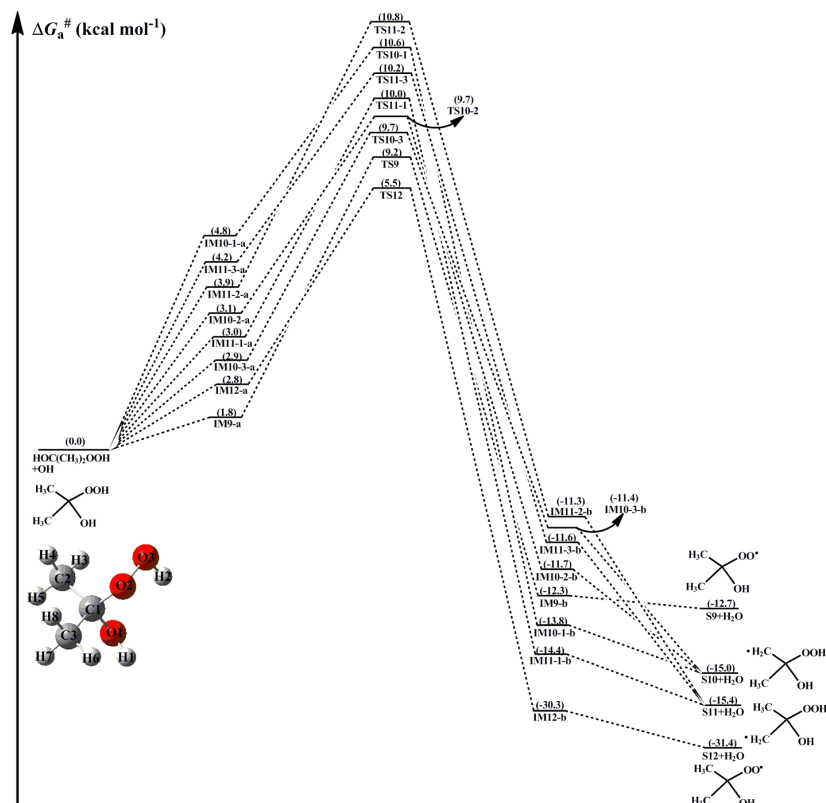
353 In summary, the dominant pathway is the H-abstraction from the -OOH group in
354 the initiation reactions of OH radical with HOCH_2OOH . H-abstraction from -CH
355 group is competitive with that from the -OOH group in the reaction of OH radical
356 with $\text{HOCH}(\text{CH}_3)\text{OOH}$. Compared the barriers of H-abstraction from the -OOH and
357 - CH_2 groups in the $\text{OH} + \text{HOCH}_2\text{OOH}$ system with that for the analogous reactions
358 in the $\text{OH} + \text{HOCH}(\text{CH}_3)\text{OOH}$ system. It can be found that the barrier of
359 H-abstraction from the -CH group is reduced by $3.6 \text{ kcal mol}^{-1}$, whereas the barrier
360 of H-abstraction from the -OOH group is increased by $0.2 \text{ kcal mol}^{-1}$ when a methyl
361 group substitution occurs at the C_1 -position of HOCH_2OOH . The dominant pathway
362 is the H-abstraction from the -OOH group in the reaction of OH radical with
363 $\text{HOC}(\text{CH}_3)_2\text{OOH}$, and the barrier height is increased by $1.2 \text{ kcal mol}^{-1}$ compared to
364 the $\text{OH} + \text{HOCH}_2\text{OOH}$ system. The barrier of H-abstraction from the -OOH group
365 is slightly increased as the number of methyl group is increased. It is interesting to
366 compare the rate coefficient of dominant pathway in the $\text{OH} + \text{HOCH}_2\text{OOH}$ system
367 with that for the analogous reactions in the $\text{OH} + \text{HOCH}(\text{CH}_3)\text{OOH}$ and $\text{OH} +$
368 $\text{HOC}(\text{CH}_3)_2\text{OOH}$ reactions. It can be found that the rate coefficient is almost
369 identical when a methyl group substitution occurs at the C_1 -position, whereas the
370 rate coefficient reduces by a factor of 2-5 when two methyl groups introduce into the
371 C_1 -position.



372
 373 **Figure 2.** PES (ΔG_a^\ddagger) for the OH-initiated reactions of HOCH₂OOH from the CH₂OO + H₂O
 374 reaction predicted at the M06-2X/ma-TZVP//M06-2X/6-311+G(2df,2p) level of theory (a and b
 375 represent the pre-reactive and post-reactive complexes)



376
 377 **Figure 3.** PES (ΔG_a^\ddagger) for the OH-initiated reactions of HOCH(CH₃)OOH from the
 378 *anti*-CH₃CHOO + H₂O reaction predicted at the M06-2X/ma-TZVP//M06-2X/6-311+G(2df,2p)
 379 level of theory (a and b represent the pre-reactive and post-reactive complexes)



380

381 **Figure 4.** PES (ΔG_a^\ddagger) for the OH-initiated reactions of HOC(CH₃)₂OOH from the (CH₃)₂COO +
 382 H₂O reaction predicted at the M06-2X/ma-TZVP//M06-2X/6-311+G(2df,2p) level of theory (a
 383 and b represent the pre-reactive and post-reactive complexes)

384 **3.2 Subsequent reactions of H-abstraction products RO₂ radicals** 385 **in pristine environment**

386 In principle, the H-abstraction products RO₂ radicals have three types of
 387 channels in pristine environment: (1) the self-reactions of RO₂ radicals can either
 388 produce RO · + R'O · + O₂ (propagation channel), or generate ROH + R'(-H, =O) + O₂
 389 or produce ROOR + O₂ (termination channel) that has been recognized as an
 390 important SOA precursor (Berndt et al., 2018; Zhang et al., 2012); (2) RO₂ radicals
 391 react with HO₂ radical leading to the formation of hydroperoxide ROOH, alcohol, OH
 392 and other products (Winiberg et al., 2016; Chen et al., 2021); (3) RO₂ radicals
 393 autoxidation through intramolecular H-shift and alternating O₂ addition steps generate
 394 HOMs (Ehn et al., 2014; Bianchi et al., 2019; Nozière and Vereecken, 2019; Rissanen
 395 et al., 2014). The relevant details for these three kinds of reactions will be discussed in
 396 the following paragraph.

397 3.2.1 Reactions mechanism for the self-reaction of RO₂ radicals

398 The self-reaction is one of dominant removal pathways for RO₂ radicals when
399 the concentration of NO is low. The self-reaction of RO₂ radicals usually follows the
400 Russell mechanism (Russell, 1957), and mainly includes four kinds of pathways: (1)
401 $2\text{RO}_2 \cdot \rightarrow 2\text{RO} \cdot + \text{O}_2$; (2) $2\text{RO}_2 \cdot \rightarrow \text{ROH} + \text{RCO} + \text{O}_2$; (3) $2\text{RO}_2 \cdot \rightarrow \text{ROOR} + \text{O}_2$; (4)
402 $2\text{RO}_2 \cdot \rightarrow \text{ROOH} + \text{R}'\text{CHOO}$ (Atkinson and Arey, 2003). The relative importance of
403 different pathways varies considerably depending on the nature of RO₂ radicals
404 (Valiev et al., 2019; Lee et al., 2016). A schematic PES for the self-reaction of
405 HOCH₂OO radical is drawn in Figure 5. As can be seen in Figure 5a, the self-reaction
406 of HOCH₂OO radical starts with the formations of tetroxide complexes IM13-a and
407 IM14-a in the entrance channel, with 2.9 and 3.4 kcal mol⁻¹ stability. Then they
408 fragment into dimer S13 + ¹O₂ (R13) and HOCH₂OOH + HOCHOO (R14) via
409 transition states TS13 and TS14 with the barriers of 43.3 and 51.5 kcal mol⁻¹. But the
410 barriers of R13 and R14 are extremely high, making them irrelevant in the
411 atmosphere.

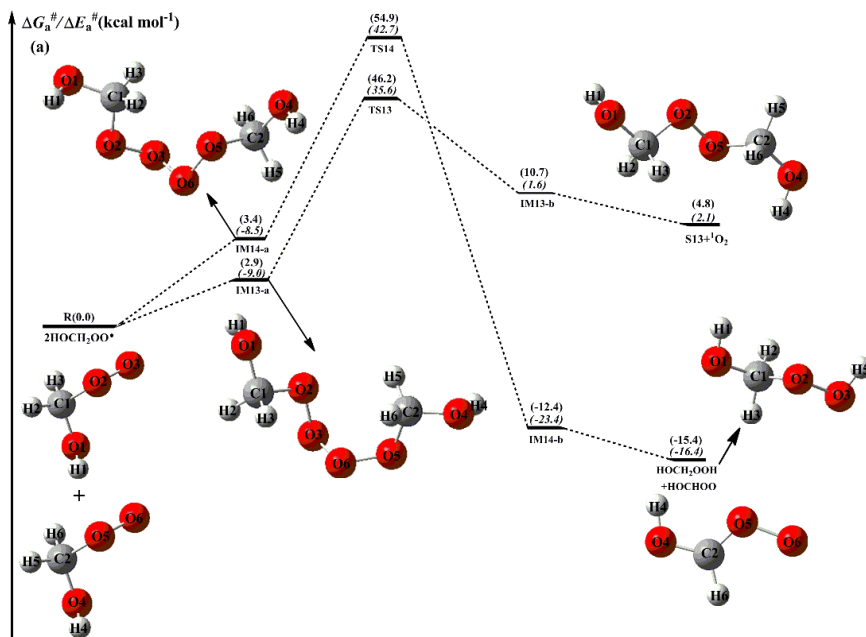
412 From Figure 5b, it is seen that the self-reaction of HOCH₂OO radical proceeds
413 via oxygen-to-oxygen coupling leading to the formation of tetroxide intermediate S14
414 with the electronic energy and free energy barriers of 7.3 and 19.6 kcal mol⁻¹. Kumar
415 and Francisco reported that the electronic energy barrier of the gas phase
416 decomposition of HOCH₂OO radical is 14.0 kcal mol⁻¹ and it could be a new source
417 of HO₂ radical in the troposphere (Kumar and Francisco, 2015, 2016). Compared with
418 the electronic energy barriers of unimolecular dissociation of HOCH₂OO radical and
419 its self-reaction, it can be found that the self-reaction of HOCH₂OO radical resulting
420 in formation of S14 is significantly feasible. The formed S14 can fragment into
421 HOCH₂O · + HCOOH + HO₂ · via a concerted process of O₂-O₃ and O₅-O₆ bonds
422 rupture and O₃-H₆ bond forming with the barrier of 29.8 kcal mol⁻¹. Alternatively, S14
423 can convert into the caged tetroxide intermediate S16 through the asymmetric two
424 step O₂-O₃ and O₅-O₆ bonds scission with the barriers of 19.1 and 3.1 kcal mol⁻¹,
425 respectively. The result shows that the latter pathway is more preferable than the

426 former channel owing to its lower barrier. The overall spin multiplicity of S16 is
427 singlet, in which the O₂ moiety maintains the triplet ground state (spin up) and is very
428 loosely bound. In order to preserve the overall singlet multiplicity, the two HOCH₂O
429 radical pairs (³(HOCH₂O ··HOCH₂O)) must have the triplet multiplicity (spin down).
430 S16 could be regarded as the ground state ³O₂ moving away from the two HOCH₂O
431 radical pairs that keep interacting. Due to the difficulty in performing the constrained
432 optimization for the dissociation of S16, the ³O₂ moiety is considered as a leaving
433 moiety away from two HOCH₂O radical pairs, and merely the dissociation of
434 ³(HOCH₂O ··HOCH₂O) is taken into consideration in the present study. It has three
435 types of pathways: (1) it yields HOCH₂OH and excited-state ³HCOOH through the
436 alpha hydrogen transfer with the barrier of 14.0 kcal mol⁻¹ and 10.2 kcal mol⁻¹
437 exothermicity, followed by the excited ³HCOOH to go back to the ground-state
438 ¹HCOOH; (2) it generates two HOCH₂O radicals via the barrierless process with the
439 exoergicity of 16.9 kcal mol⁻¹; (3) it produces dimer S17 via an intersystem crossing
440 (ISC) step with the exoergicity of 32.1 kcal mol⁻¹. Based on the calculated reaction
441 barriers, it can be found that the rate-limiting step is the cleavage of O₂-O₃ bond (R17)
442 in the unimolecular decay processes of S14. This conclusion coincides with the
443 previous result obtained from the dissociation of di-t-butyl tetroxide that the
444 rate-controlling step is the rupture of single O-O bond (Lee et al., 2016). Valiev et al.
445 proposed that the ISC rate of ROOR dimer formed from the different (RO ··R'O)
446 systems is extremely rapid (> 10⁸ s⁻¹) and exhibits a strong stereoselectivity (Valiev et
447 al., 2019).

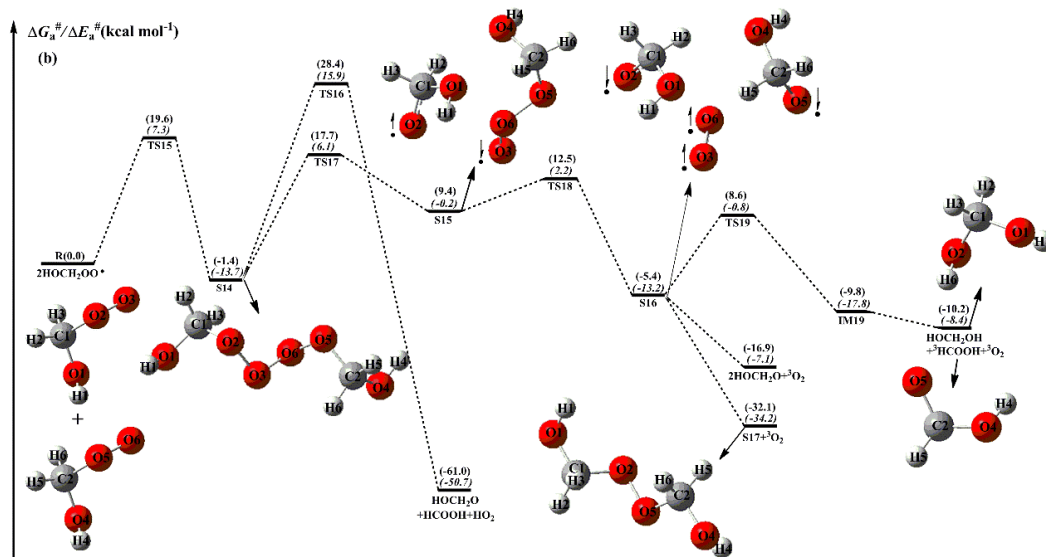
448 Figure 6 depicts a schematic PES for the self-reaction of HOCH(CH₃)OO radical.
449 As shown in Figure 6a, the self-reaction of HOCH(CH₃)OO radical can either
450 produce dimer S18 along with ¹O₂ via transition state TS20 with the barrier of 44.4
451 kcal mol⁻¹, or generate HOCH(CH₃)OOH and HOC(CH₃)OO through transition state
452 TS21 with the barrier of 54.3 kcal mol⁻¹. But the barriers of R20 and R21 are
453 significantly high, making them are of less importance in the atmosphere.
454 Alternatively, the self-reaction of HOCH(CH₃)OO radical proceeds via an
455 oxygen-to-oxygen coupling resulting in formation of tetroxide intermediate S19 with

456 the barrier of $19.9 \text{ kcal mol}^{-1}$ (Figure 6b). The formed S19 proceeds through the
457 asymmetric two step $\text{O}_2\text{-O}_3$ and $\text{O}_5\text{-O}_6$ bonds scission to produce a caged tetroxide
458 intermediate S21 of overall singlet multiplicity comprising two same-spin alkoxy
459 radicals (spin down) and triplet oxygen (spin up). These two processes accompany
460 with the barriers of 21.4 and $1.3 \text{ kcal mol}^{-1}$, respectively. Then it decomposes into the
461 propagation ($2\text{HOCH}(\text{CH}_3)\text{O} \cdot + {}^3\text{O}_2$) and termination products ($\text{HOCH}(\text{CH}_3)\text{OH} +$
462 ${}^3\text{CH}_3\text{OOH} + {}^3\text{O}_2$ and dimer S22 + ${}^3\text{O}_2$) with the exoergicity of 12.5 , 11.7 and 33.0
463 kcal mol^{-1} . The rate-determining step is the rupture of $\text{O}_2\text{-O}_3$ bond (R24) in the
464 dissociation processes of S19.

465 As shown in Figure 7, the dominant pathway for the self-reaction of
466 $\text{HO}(\text{CH}_3)_2\text{COO}$ radical begins with the formation of tetroxide intermediate S24 via an
467 oxygen-to-oxygen coupling transition state TS28 with the barrier of $20.4 \text{ kcal mol}^{-1}$;
468 then it transforms into the caged tetroxide intermediate S26 of overall singlet spin
469 multiplicity through the asymmetric two-step O-O bond cleavage with the barriers of
470 22.0 and $3.4 \text{ kcal mol}^{-1}$; finally, S26 can either produce two $\text{HO}(\text{CH}_3)_2\text{CO}$ radicals
471 with the exoergicity of $10.3 \text{ kcal mol}^{-1}$, or generate dimer S27 with the exothermicity
472 of $31.5 \text{ kcal mol}^{-1}$. Different the self-reactions of HOCH_2OO and $\text{HOCH}(\text{CH}_3)\text{OO}$
473 radicals, the termination product of the self-reaction of $\text{HOC}(\text{CH}_3)_2\text{OO}$ radical is
474 exclusively dimer S27. The reason is due to the absence of alpha hydrogen atom in
475 $\text{HOC}(\text{CH}_3)_2\text{OO}$ radical. Compared with the barrier of rate-determining route R17 in
476 the self-reaction of HOCH_2OO radical, it can be found that the barrier of rate-limiting
477 step R29 is increased by about $3.0 \text{ kcal mol}^{-1}$ when two methyl substitutions introduce
478 into the C1-position of HOCH_2OO radical. The reason might be attributed to the cage
479 escape of alkoxy radicals. It is therefore that the tertiary RO_2 radicals have great
480 opportunity to react with HO_2 radical or autoxidation in pristine environment.



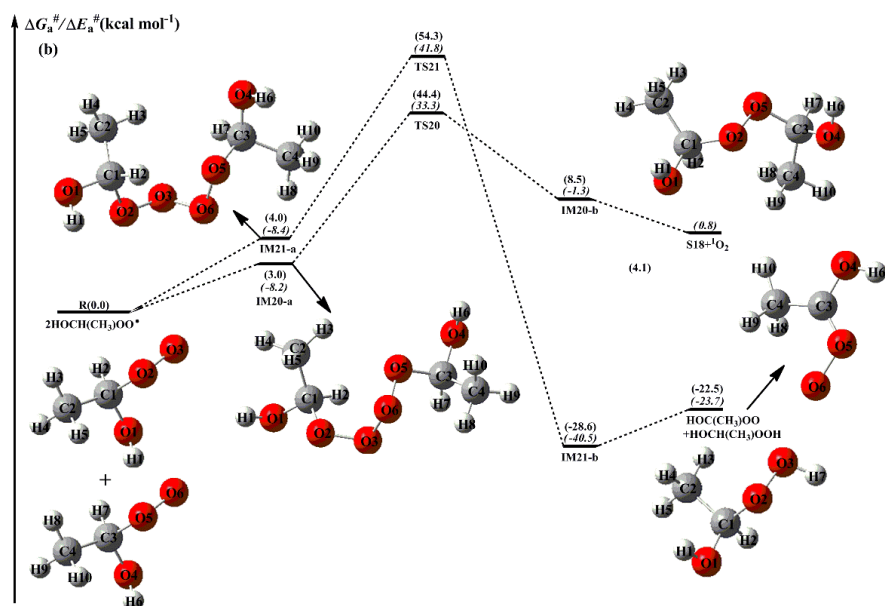
481



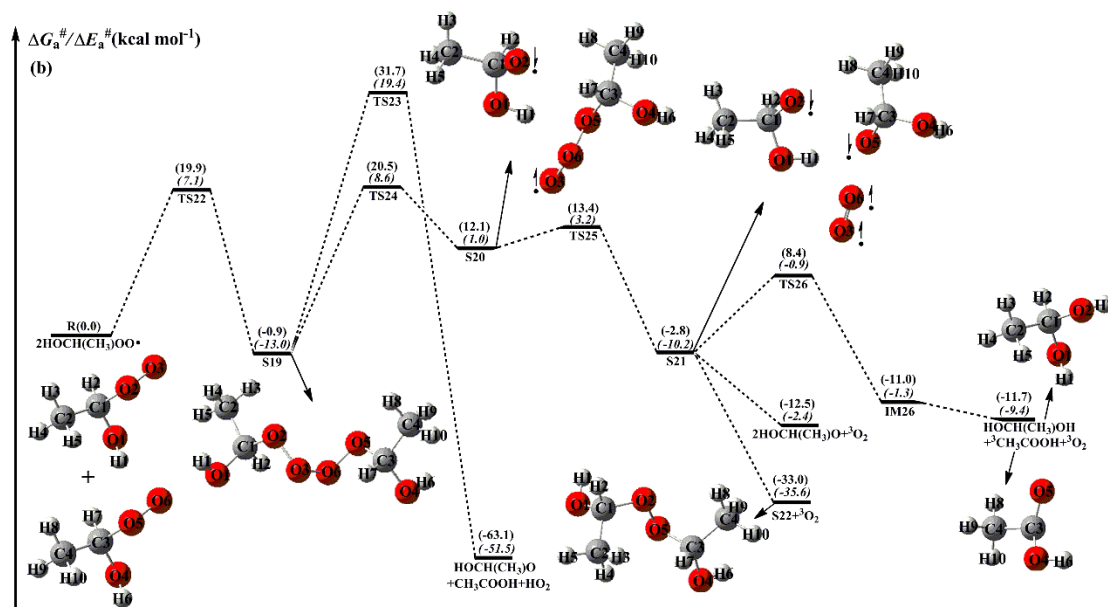
482

483 **Figure 5.** PES ($\Delta G_a^\#$ and $\Delta E_a^\#$, in italics) for the self-reaction of HOCH_2OO radicals predicted at
 484 the M06-2X/ma-TZVP//M06-2X/6-311+G(2df,2p) level of theory

485



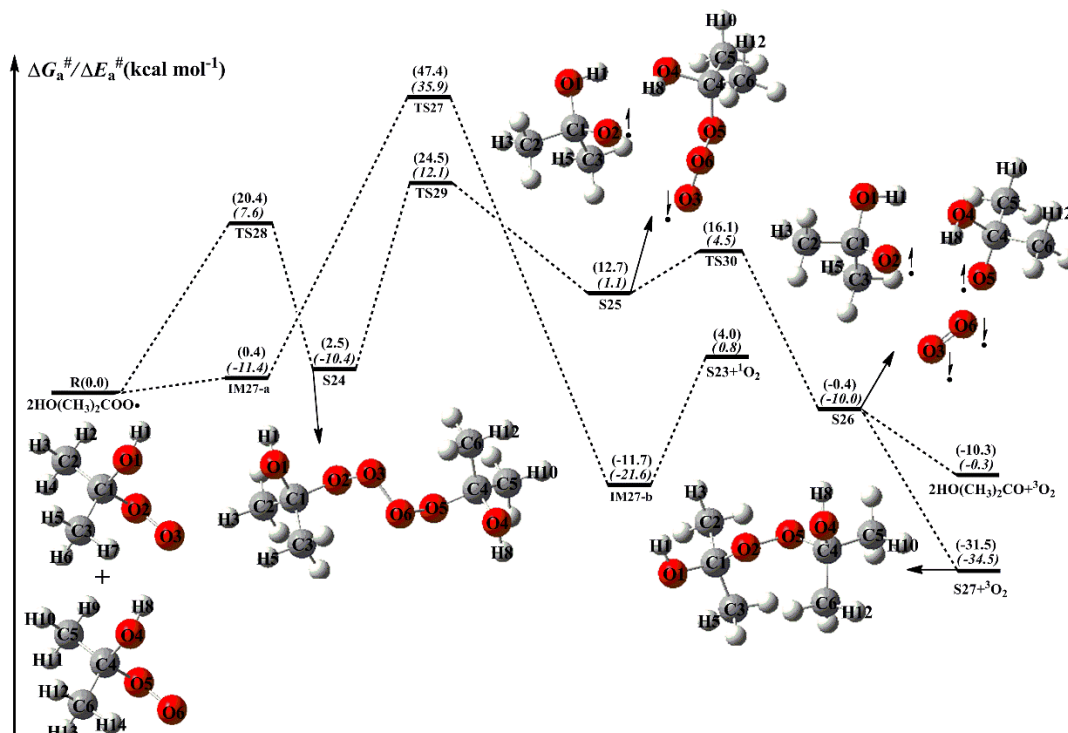
486



487

Figure 6. PES (ΔG_a^\ddagger and ΔE_a^\ddagger , in italics) for the self-reaction of HOCH(CH₃)OO radicals predicted at the M06-2X/ma-TZVP//M06-2X/6-311+G(2df,2p) level of theory

488



489

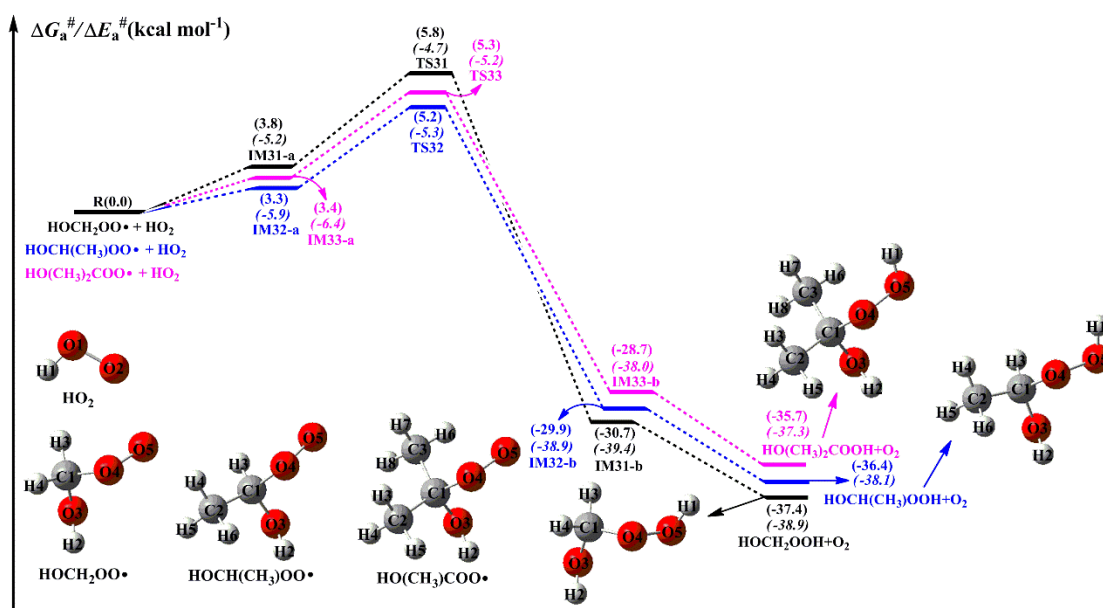
490 **Figure 7.** PES (ΔG_a^\ddagger and ΔE_a^\ddagger , in italics) for the self-reaction of $\text{HO}(\text{CH}_2)_2\text{COO}$ radicals
 491 predicted at the M06-2X/ma-TZVP//M06-2X/6-311+G(2df,2p) level of theory

492 3.2.2 Reactions mechanism for the reaction of RO_2 radicals with HO_2 493 radical

494 When NO is present in low concentration, the bimolecular reaction of RO_2
 495 radicals with HO_2 radical is generally expected to be the dominant pathway as the
 496 main product hydroperoxide ROOH . The main sources of HO_2 radical involve the
 497 photo-oxidation of oxygenated volatile organic compounds (OVOCs) and the
 498 ozonolysis reaction, as well as secondary sources include the reactions of OH radical
 499 with CO, ozone and volatile organic compounds (VOCs), the reaction of alkoxy
 500 radical RO with O_2 and the red-light-induced decomposition of α -hydroxy
 501 methylperoxy radical OHCH_2OO (Kumar et al., 2015; Stone et al., 2012;
 502 Hofzumahaus et al., 2009). The atmospheric concentration of HO_2 radical is $1.5\text{-}10 \times$
 503 10^8 molecules cm^{-3} at ground level in polluted urban environments (Stone et al., 2012).
 504 A schematic PES for the reactions of distinct RO_2 radicals with HO_2 radical is
 505 presented in Figure 8. As shown in Figure 8, all the reactions are strongly exothermic
 506 and spontaneous, indicating that they are feasible thermodynamically in the
 507 atmosphere. The reaction for $\text{HOCH}_2\text{OO} \cdot$ with $\text{HO}_2 \cdot$ (R31) starts with the formation

508 of a pre-reactive complex IM31-a in the entrance channel, which is more stable than
509 the separate reactants by $3.8 \text{ kcal mol}^{-1}$ in energy. Then it converts into HOCH_2OOH
510 and O_2 via a hydrogen atom transfer from the HO_2 radical to the terminal oxygen
511 atom of HOCH_2OO radical with the barrier of $2.0 \text{ kcal mol}^{-1}$. The mechanism of
512 $\text{HOCH}(\text{CH}_3)\text{OO} \cdot + \text{HO}_2 \cdot$ (R32) and $\text{HO}(\text{CH}_3)_2\text{COO} \cdot + \text{HO}_2 \cdot$ (R33) reactions is quite
513 similar to that of $\text{HOCH}_2\text{OO} \cdot + \text{HO}_2 \cdot$ system. In order to avoid redundancy, we will
514 not discuss them in detail. It deserves mentioning that the barrier height is only
515 reduced by $0.1 \text{ kcal mol}^{-1}$ when one or two methyl substitutions occur at the
516 C1-position of HOCH_2OO radical, compared to the barrier of $\text{HOCH}_2\text{OO} \cdot +$
517 $\text{HO}_2 \cdot$ reaction. This result implies that the barrier height is not seem to be influenced
518 by the number of methyl substitution. The rate coefficients of distinct RO_2 radicals
519 reactions with HO_2 radical are summarized in Table S5 and Figure S12. As shown in
520 Table S5, the rate coefficients k_{R31} of $\text{HOCH}_2\text{OO} \cdot + \text{HO}_2$ reaction vary from $3.1 \times$
521 10^{-11} (273 K) to $2.1 \times 10^{-12} \text{ cm}^3 \text{ molecule}^{-1} \text{ s}^{-1}$ (400 K), and they exhibit a negative
522 temperature dependence. Similar conclusion is also obtained from the rate coefficients
523 k_{R32} and k_{R33} that they are decreased with the temperature increasing. It should be
524 noted that the rate coefficient is slightly increased as the number of methyl group is
525 increased. At ambient temperature, k_{R31} is estimated to be $1.7 \times 10^{-11} \text{ cm}^3 \text{ molecule}^{-1}$
526 s^{-1} , which is in good agreement with the value of $\sim 2 \times 10^{-11} \text{ cm}^3 \text{ molecule}^{-1} \text{ s}^{-1}$ for the
527 reaction of acyl peroxy radicals with HO_2 radical (Wennberg et al., 2018). The typical
528 atmospheric concentrations of HO_2 radical are about 5, 20 and 50 pptv in the urban,
529 rural and forest environments (Bianchi et al., 2019), translating into the
530 pseudo-first-order rate constants $k'_{\text{HO}_2} = k_{\text{HO}_2}[\text{HO}_2]$ of 1.1×10^{-3} , 4.2×10^{-3} and $1.1 \times$
531 10^{-2} s^{-1} , respectively. The pseudo-first-order rate constants of R32 and R33 are
532 predicted to be 3.0×10^{-3} and 4.8×10^{-3} (urban), 1.1×10^{-2} and 1.8×10^{-2} (rural), 3.0
533 $\times 10^{-2}$ and $4.8 \times 10^{-2} \text{ s}^{-1}$ (forest) at room temperature.

534



535

536 **Figure 8.** PES (ΔG_a^\ddagger and ΔE_a^\ddagger , in italics) for the reactions of HO₂ radical with distinct RO₂
 537 radicals predicted at the M06-2X/ma-TZVP//M06-2X/6-311+G(2df,2p) level of theory

538 3.2.3 Reactions mechanism for the isomerization of RO₂ radicals

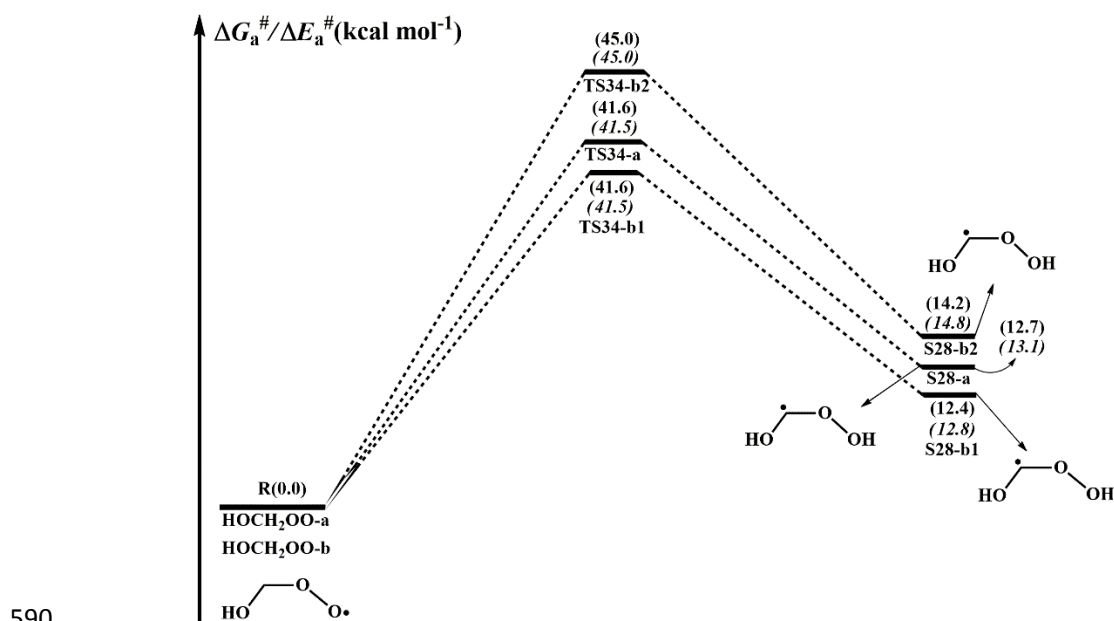
539 Autoxidation of RO₂ radicals is known to play an important role in the
 540 (re)generation of HO_x radicals and in the formation of HOMs (Wang et al., 2017;
 541 Bianchi et al., 2019; Rissanen et al., 2014; Ehn et al., 2017). The autoxidation
 542 mechanism includes an intramolecular H-shift from the -CH₃ or -CH₂- groups to the
 543 -OO· site, resulting in formation of a hydroperoxyalkyl radical QOOH, followed by
 544 O₂ addition to form a new peroxy radical (HOOQO₂), one after the other, and the
 545 resulting finally HOMs (Rissanen et al., 2014; Berndt et al., 2015). For the H-shift
 546 reactions of RO₂ radical, reactants, transition states and products have multiple
 547 conformers due to the effect of degree of freedom for internal rotation. Based on the
 548 calculated results, it can be found that HOCH₂OO radical has four energetically
 549 similar conformers (HOCH₂OO-a, HOCH₂OO-b, HOCH₂OO-c and HOCH₂OO-d).
 550 The relative free energy and Boltzmann population (w_i) of individual conformer are
 551 listed in Table S6. As shown in Table S6, the Boltzmann populations of these four
 552 conformers are 46.39, 46.31, 2.99 and 4.32%, respectively.

553 A schematic PES for the H-shift reactions of HOCH₂OO radical is displayed in
 554 Figure 9. As can be seen in Figure 9, the lowest-energy conformer HOCH₂OO-a can
 555 proceed via a 1,3-H shift from the -CH₂ group to the terminal oxygen leading to the

556 formation of S28-a (HO CHOOH) with the barrier of 41.6 kcal mol⁻¹. HOCH₂OO-b
557 can isomerize to S28-b1 and S28-b2 via the four-membered ring transition states
558 TS34-b1 and TS34-b2 (1,3-H shifts) with the barriers of 41.6 and 45.0 kcal mol⁻¹. But
559 these three 1,3-H shift reactions have comparatively high barriers, making them
560 irrelevant in the atmosphere. Despite many attempts, the transition states of H-shift
561 reactions of HOCH₂OO-c and HOCH₂OO-d are not located. The result implies that
562 the H-shift reactions of these two conformers are inhibited, which is consistent with
563 the previous study that not all reactants will be in a conformation with a path across
564 the barrier to reaction in the H-shift reactions of RO₂ radicals (Møller et al., 2016).
565 Equivalent to the case of HOCH₂OO radical, the isomerization of HOCH(CH₃)OO
566 radical proceeds via the 1,3- and 1,4-H shifts from the -CH or -CH₃ groups to the
567 terminal oxygen resulting in formation of hydroperoxyalkyl radicals (Figure S13).
568 These 1,3- and 1,4-H shift reactions accompany with the extremely high barriers (>
569 37.9 kcal mol⁻¹), implying that they are of less importance in the atmosphere. Similar
570 conclusion is also derived from the isomerization of HO(CH₃)₂COO radical that 1,4-H
571 shift reactions are unfavourable kinetically (Figure S14). The high barriers of 1,3- and
572 1,4-H shifts can be interpreted as the result of the large ring strain energy (RSE) in the
573 cyclic transition state geometries. As a consequence, the isomerization reactions of
574 HOCH₂OO, HOCH(CH₃)OO and HO(CH₃)₂COO radicals are not likely to proceed in
575 the atmosphere.

576 The single-conformer rate coefficients ($k_{\text{IRC-TST}}$) and multi-conformer rate
577 coefficients ($k_{\text{MC-TST}}$) of the isomerization of HOCH₂OO, HOCH(CH₃)OO and
578 HOC(CH₃)₂OO radicals are calculated over the temperature range of 273-400 K as
579 listed in Table S9-S11. As can be seen in Table S9, $k_{\text{IRC-TST}}$ of each conformer exhibits
580 a marked positive temperature dependence over the temperature range studied.
581 $k_{\text{MC-TST}}$ is significantly increased with rising temperature, implying that the
582 temperature increasing is beneficial to the occurrence of HOCH₂OO radical
583 isomerization. Similar conclusion is also obtained from the isomerization of
584 HOCH(CH₃)OO and HOC(CH₃)₂OO radicals (Table S10-S11). It is worth mentioning
585 that $k_{\text{MC-TST}}$ is rapidly increased as the number of methyl group is increased. For

586 example, the room temperature $k_{\text{MC-TST}}$ of HOCH₂OO radical isomerization is
 587 calculated to be $4.4 \times 10^{-16} \text{ s}^{-1}$, which is lower than those of the HOCH(CH₃)OO (2.9
 588 $\times 10^{-13} \text{ s}^{-1}$) and HO(CH₃)₂COO ($3.0 \times 10^{-12} \text{ s}^{-1}$) radicals isomerization by 660 and
 589 6820 times, respectively.



590
 591 **Figure 9.** PES ($\Delta G_a^{\#}$ and $\Delta E_a^{\#}$, in italics) for the isomerization of HOCH₂OO radical predicted at
 592 the M06-2X/ma-TZVP//M06-2X/6-311+G(2df,2p) level of theory

593 3.3 Subsequent reactions of H-abstraction products RO₂ radicals 594 in urban environments

595 NO_x is present in high concentration in urban environments, reaction with NO is
 596 the dominant chemical sink for RO₂ radicals (Atkinson and Arey, 2003; Orlando and
 597 Tyndall, 2012; Perring et al., 2013). The main pathways in this type of reaction lead to
 598 the formation of NO₂, RO radicals, organic nitrites, and organic nitrate, and their
 599 formation yields are highly dependent on the nature of R group (Orlando and Tyndall,
 600 2012). The formation of NO₂ through subsequent photolysis ($\lambda < 420 \text{ nm}$) produces
 601 ozone and NO, increasing the concentrations of near-surface ozone and propagating
 602 NO_x chain (Orlando and Tyndall, 2012). The schematic PES for the reactions of
 603 distinct RO₂ radicals with NO are displayed in Figures 10-12. As shown in Figure 10,
 604 the bimolecular reaction between HOCH₂OO radical and NO initially leads to nitrite
 605 adduct S31 via the barrierless addition of NO to terminal oxygen atom O₃ of
 606 HOCH₂OO radical. The formed S31 exists two isomers: S31-*cis* refers to the O₂ and

607 O₄ on the same side ($\text{DO}_2\text{O}_3\text{N}_1\text{O}_4 = 2.3^\circ$), whereas S31-*trans* refers to the O₂ and O₄
608 on the opposite side ($\text{DO}_2\text{O}_3\text{N}_1\text{O}_4 = -179.8^\circ$) with respect to the O₃-N₁ bond. The
609 calculations show that S31-*cis* is more stable than S31-*trans* by 1.1 kcal mol⁻¹ in
610 energy. The tautomerization between S31-*cis* and S31-*trans* proceeds through the
611 rotating of O₃-N₁ bond with the barrier of 14.4 kcal mol⁻¹, implying that they can be
612 regarded as the separate atmospheric species. According to the Boltzmann-weighted
613 distribution, at room temperature, the predicted percentages of S31-*cis* and S31-*trans*
614 are 86.5% and 13.5%, respectively. The result implies that the dominant product of
615 HOCH₂OO radical reaction with NO is S31-*cis*, and it is selected as a model
616 compound to insight into the mechanism of secondary reactions in the following
617 sections.

618 S31-*cis* can either isomerize to organic nitrate S32 (R38) via the O₂-O₃ bond
619 breaking and O₂-N₁ bond forming with the barrier of 47.8 kcal mol⁻¹, or decompose
620 into HOCH₂O radical and NO₂ (R39) via the cleavage of O₂-O₃ bond with the barrier
621 of 11.3 kcal mol⁻¹. The result shows that the latter pathway is more favourable than
622 the former channel due to its lower barrier. It should be noted that the corresponding
623 transition state TS39 is not located using M06-2X functional, but it is located at the
624 MP2/6-311+G(2df,2p) level of theory and is verified using IRC calculations. The
625 formed HOCH₂O radical has two kinds of pathways: (1) it directly decomposes into
626 CH₂O and OH radical (R40) via β -site C₁-O₁ bond scission with the barrier of 52.4
627 kcal mol⁻¹; (2) it converts into HCOOH and HO₂ radical (R41) through H-abstraction
628 by O₂ with the barrier of 26.4 kcal mol⁻¹. This result reveals that R41 is the most
629 feasible channel in the fragmentation of HOCH₂O radical.

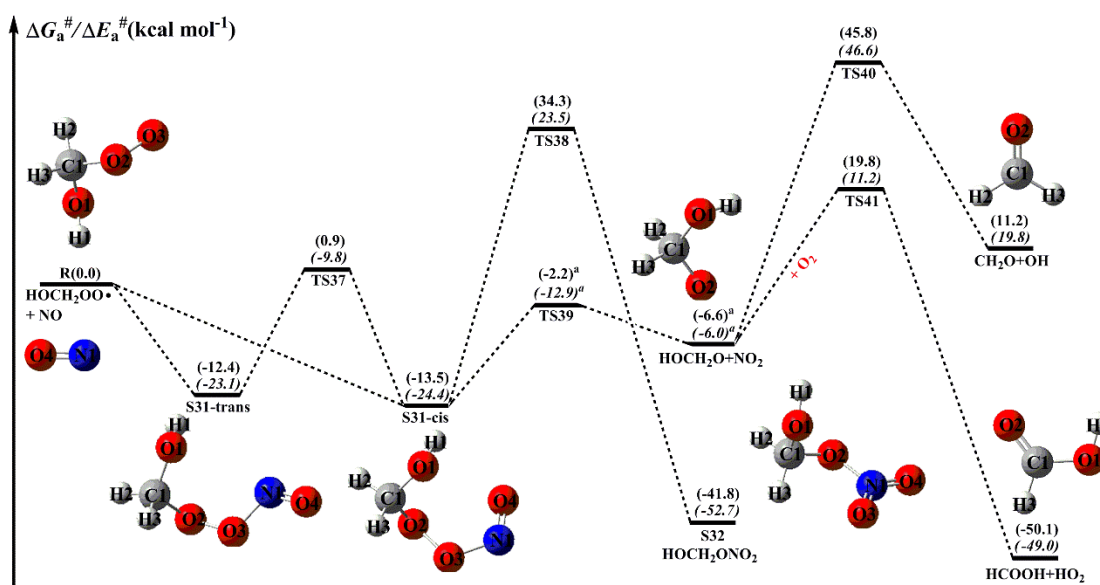
630 From Figure 11, it can be seen that the addition NO to HOCH(CH₃)OO radical
631 leading to the formation of S33-*cis* is barrierless. Then, it decomposes into
632 HOCH(CH₃)O radical and NO₂ (R44) via the cleavage of O₂-O₃ bond with the barrier
633 of 11.5 kcal mol⁻¹. The resulting HOCH(CH₃)O radical has three types of pathways.
634 The first one is β -site C₁-C₂ bond scission leading to the formation of HCOOH +
635 CH₃ (R45) with the barrier of 8.3 kcal mol⁻¹. The second one is β -site C₁-O₁ bond
636 cleavage resulting in formation of CH₃COH + OH (R46) with the barrier of 26.7

637 kcal mol⁻¹. The third one is H-abstraction by O₂ leading to CH₃COOH + HO₂ · (R47)
638 with the barrier of 26.2 kcal mol⁻¹. Based on the calculated reaction barriers, it can be
639 found that β-site C₁-C₂ bond scission is the dominant pathway in the fragmentation of
640 HOCH(CH₃)O radical. This conclusion is further supported by the previous
641 experimental result that β-hydroxy intermediates primarily proceed decomposition
642 rather than react with O₂ in the presence of NO (Aschmann et al., 2000). Equivalent to
643 the HOCH(CH₃)OO · + NO reaction, the bimolecular reaction of HO(CH₃)₂COO
644 radical with NO has similar transformation pathways (Figure 12). The reaction for
645 HO(CH₃)₂COO with NO initially proceeds via a barrierless addition leading to
646 S35-*cis* with the binding energy of 12.6 kcal mol⁻¹. Then, S35-*cis* fragments into
647 HO(CH₃)₂CO radical along with NO₂ (R50) via the cleavage of O₂-O₃ bond with the
648 barrier of 11.4 kcal mol⁻¹. The formed HO(CH₃)₂CO radical can either dissociate to
649 CH₃COOH + CH₃ · (R51) via the C₁-C₃ bond scission with the barrier of 8.2
650 kcal mol⁻¹, or decompose into CH₃COCH₃ + OH (R52) through the C₁-O₁ bond
651 breaking with the barrier of 24.3 kcal mol⁻¹. The result again shows that the β-site
652 C-C bond scission is the dominate pathway.

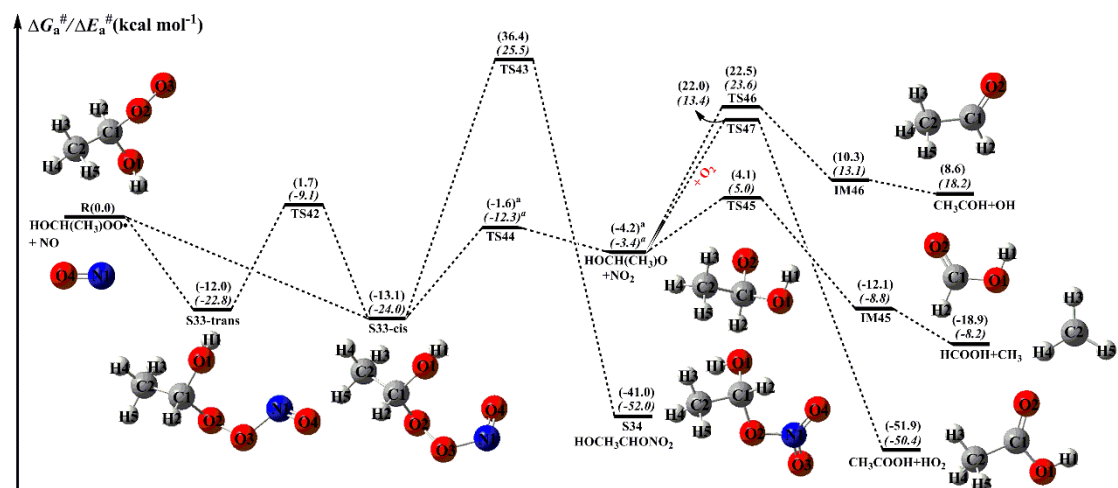
653 The typical atmospheric concentrations of NO are about 10 ppbv, 1 ppbv and 20
654 pptv in the urban, rural and forest environments (Bianchi et al., 2019). The rate
655 coefficient of HOCH₂OO · reaction with NO is calculated to be 4.3 × 10⁻¹² cm³
656 molecule⁻¹ s⁻¹ at room temperature, resulting in the pseudo-first-order rate constants
657 $k'_{\text{NO}} = k_{\text{NO}}[\text{NO}]$ of 6.5 × 10⁻¹, 6.5 × 10⁻², and 1.3 × 10⁻³, respectively, in the urban,
658 rural and forest environments. It is of interest to assess the relative importance for the
659 H-shift reaction of HOCH₂OO radical and bimolecular reactions with HO₂ · and NO
660 based on the calculated $k_{\text{MC-TST}}$, k'_{HO_2} and k'_{NO} . It can be found that the H-shift
661 reaction is of less importance, the HO₂ radical reaction is favorable in the forest
662 environment, while the NO reaction is predominant in the urban and rural regions.
663 Similar conclusion is also obtained from the cases of HOCH(CH₃)OO and
664 HO(CH₃)₂CHOO radicals.

665 The rate coefficients of the dominant pathways of HOCH₂O, HOCH(CH₃)O and
666 HO(CH₃)₂CHO radicals fragmentation are summarized in Table S12. As can be seen

667 in Table S12, k_{R41} is slightly increased with the temperature increasing, and the
 668 discrepancy is about a factor of 12 at the two extremes of temperature. At ground
 669 level with $[O_2] = \sim 5.0 \times 10^{18}$ molecule cm^{-3} , the pseudo-first-order rate constant k'_{O_2}
 670 $= k_{R41}[O_2]$ is estimated to be $38.0 s^{-1}$ at room temperature. k_{R45} vary significantly from
 671 2.0×10^6 (273 K) to 3.1×10^8 (400 K) s^{-1} , and they exhibit a marked positive
 672 temperature dependence. Similar phenomenon is also observed from k_{R51} that k_{R51} is
 673 significantly increased with increasing temperature. k_{R51} is a factor of ~ 1.3 greater
 674 than k_{R45} in the temperature range studied, implying that the rate coefficient of β -site
 675 C-C bond scission is slightly increased as the number of methyl group is increased.

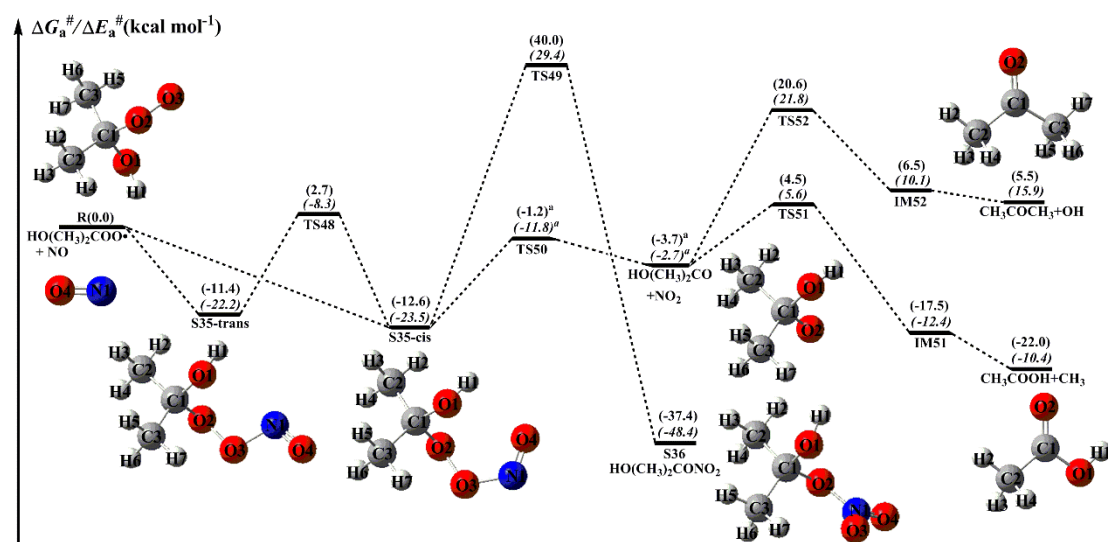


676
 677 **Figure 10.** PES (ΔG_a^\ddagger and ΔE_a^\ddagger , in italics) for the reaction of HOCH₂OO with NO
 678 predicted at the M06-2X/ma-TZVP//M06-2X/6-311+G(2df,2p) level of theory (the superscript a is
 679 calculated at the MP2/ma-TZVP//MP2/6-311+G(2df,2p) level)
 680
 681



682

683 **Figure 11.** PES (ΔG_a^\ddagger and ΔE_a^\ddagger , in italics) for the reaction of HOCH(CH₃)OO radical with NO
 684 predicted at the M06-2X/ma-TZVP//M06-2X/6-311+G(2df,2p) level of theory (the superscript a is
 685 calculated at the MP2/ma-TZVP//MP2/6-311+G(2df,2p) level)



686

687 **Figure 12.** PES (ΔG_a^\ddagger and ΔE_a^\ddagger , in italics) for the reaction of HO(CH₃)₂COO radical with NO
 688 predicted at the M06-2X/ma-TZVP//M06-2X/6-311+G(2df,2p) level of theory (the superscript a is
 689 calculated at the MP2/ma-TZVP//MP2/6-311+G(2df,2p) level)

690 4. Conclusions

691 The detailed mechanisms and kinetic properties of OH-initiated oxidation of
 692 distinct HHPs and subsequent transformation of resulting H-abstraction products are
 693 investigated using quantum chemical and kinetics modeling methods. The main
 694 conclusions are summarized as follows:

- 695 (a) The dominant pathway is the H-abstraction from the -OOH group in the
 696 initiation reactions of OH radical with HOCH₂OOH and HOC(CH₃)₂OOH.
 697 H-abstraction from -CH group is competitive with that from the -OOH group in the

698 reaction of OH radical with HOCH(CH₃)OOH. The barrier of H-abstraction from the
699 -OOH group is slightly increased as the number of methyl group is increased.
700 Compared with the rate coefficient of dominant pathway in the parent system, it is
701 almost identical when a methyl group substitution occurs at the C₁-position, whereas
702 it reduces by a factor of 2-5 when two methyl groups introduce into the C₁-position.

703 (b) The self-reaction of H-abstraction product RO₂ radical initially produces
704 tetroxide intermediate via an oxygen-to-oxygen coupling, then it decomposes into
705 propagation and termination products through the asymmetric two-step O-O bond
706 scission. The rate-limiting step is the first O-O bond cleavage, and the barrier is
707 increased with increasing the number of methyl group.

708 (c) The bimolecular reactions of distinct RO₂ radicals with HO₂ radical lead to
709 the formation of hydroperoxide ROOH as the main product, and the barrier height is
710 independent on the number of methyl substitution. The calculated rate coefficients
711 exhibit a weakly negative temperature dependence, translating into the
712 pseudo-first-order rate constant k'_{HO_2} of $1-5 \times 10^{-2} \text{ s}^{-1}$ in the forest environments.

713 (d) Reaction with O₂ forming formic acid and HO₂ radical is the dominant
714 removal pathway for HOCH₂O radical formed from the reaction of HOCH₂OO
715 radical with NO. The β -site C-C bond scission is the dominate pathway in the
716 dissociation of HOCH(CH₃)O and HOC(CH₃)₂O radicals formed from the
717 HOCH(CH₃)OO · + NO and HOC(CH₃)₂OO · + NO reactions.

718

719 **Data availability**

720 The data are accessible by contacting the corresponding author
721 (huangyu@ieecas.cn).

722

723 **Supplement**

724 The following information is provided in the Supplement: Y//X (Y = M06-2X,
725 CCSD(T), X = 6-311+G(2df,2p), ma-TZVP) calculated energy barrier ($\Delta E_a^\#$, $\Delta G_a^\#$)
726 for OH + HHPs reactions; Rate coefficients of every elementary pathway involved in

727 the initial reactions of OH radical with HOCH₂OOH, HOCH(CH₃)OOH and
728 HO(CH₃)₂COOH; Rate coefficients of HO₂ radical reactions with HOCH₂OO,
729 HOCH(CH₃)OO and HO(CH₃)₂COO radicals; The relative free energy and
730 Boltzmann populations (w_i) of the conformer of HOCH₂OO, HOCH(CH₃)OO and
731 HO(CH₃)₂COO radicals; The single-conformer rate coefficients ($k_{\text{IRC-TST}}$) and
732 multi-conformer rate coefficients ($k_{\text{MC-TST}}$) of HOCH₂OO, HOCH(CH₃)OO and
733 HO(CH₃)₂COO radicals; Rate coefficients of dominant pathways in the HOCH₂OO · +
734 NO, HOCH(CH₃)OO · + NO and HO(CH₃)₂CHOO · + NO reactions; PESs (ΔE_a^\ddagger) for
735 the OH-initiated reactions of HOCH₂OOH, HOCH(CH₃)OOH, HOC(CH₃)₂OOH;
736 Geometries of all the stationary points; Plots of the rate coefficients of every
737 elementary pathway versus temperature; PESs (ΔG_a^\ddagger and ΔE_a^\ddagger , in italics) for the
738 isomerization of HOCH(CH₃)OO and HO(CH₃)₂COO radicals.

739

740 **Author contribution**

741 LC designed the study. LC and YH wrote the paper. LC performed theoretical
742 calculation. YX, ZJ, and WW analyzed the data. All authors reviewed and commented
743 on the paper.

744

745 **Competing interests**

746 The authors declare that they have no conflict of interest.

747

748 **Acknowledgments**

749 This work was supported by the National Natural Science Foundation of China
750 (grant Nos. 42175134, 41805107, and 22002080). It was also partially supported as
751 Key Projects of Chinese Academy of Sciences, China (grant No. ZDRW-ZS-2017-6),
752 Strategic Priority Research Program of the Chinese Academy of Sciences, China
753 (grant Nos. XDA23010300 and XDA23010000), Key Project of International
754 Cooperation of the Chinese Academy of Sciences, China (grant No. GJHZ1543),

755 Research Grants Council of Hong Kong, China (grant No. PolyU 152083/14E), CAS
756 "Light of West China" Program (XAB2019B01) and the General Project of Shaanxi
757 Province (2020JQ-432).

758

759 **References**

- 760 Allen, H. M., Crouse, J. D., Bates, K. H., Teng, A. P., Krawiec-Thayer, M. P., Rivera-Rios, J. C.,
761 Keutsch, F. N., Clair, J. M. S., Hanisco, T. F., Møller, K. H., Kjaergaard, H. G., and Wennberg,
762 P. O.: Kinetics and product yields of the OH initiated oxidation of hydroxymethyl
763 hydroperoxide, *J. Phys. Chem. A*, 122, 6292-6302, <https://doi.org/10.1021/acs.jpca.8b04577>,
764 2018.
- 765 Anglada, J. M., and Solé A.: Impact of the water dimer on the atmospheric reactivity of carbonyl
766 oxides, *Phys. Chem. Chem. Phys.*, 18, 17698-17712, <https://doi.org/10.1039/C6CP02531E>,
767 2016.
- 768 Anglada, J. M., González, J., and Torrent-Sucarrat, M.: Effects of the substituents on the reactivity
769 of carbonyl oxides. a theoretical study on the reaction of substituted carbonyl oxides with
770 water, *Phys. Chem. Chem. Phys.*, 13, 13034-13045, <https://doi.org/10.1039/c1cp20872a>,
771 2011.
- 772 Aschmann, S. M., Arey, J., and Atkinson, R.: Formation of β -hydroxycarbonyls from the OH
773 radical-initiated reactions of selected alkenes, *Environ. Sci. Technol.*, 34, 1702-1706,
774 <https://doi.org/10.1021/es991125a>, 2000.
- 775 Atkinson, R., and Arey, J.: Atmospheric degradation of volatile organic compounds, *Chem. Rev.*,
776 103, 4605-4638, <https://doi.org/10.1021/cr0206420>, 2003.
- 777 Bach, R. D., Dmitrenko, O., and Estévez, C. M.: Chemical behavior of the biradicaloid
778 ($\text{HO} \cdot \cdot \text{ONO}$) singlet states of peroxyxynitrous acid. the oxidation of hydrocarbons, sulfides, and
779 selenides, *J. Am. Chem. Soc.*, 127, 3140-3155, <https://doi.org/10.1021/ja044245d>, 2005.
- 780 Berndt, T., Richters, S., Kaethner, R., Voigtländer, J., Stratmann, F., Sipilä, M., Kulmala, M., and
781 Herrmann, H.: Gas-phase ozonolysis of cycloalkenes: formation of highly oxidized RO_2
782 radicals and their reactions with NO, NO_2 , SO_2 , and Other RO_2 radicals, *J. Phys. Chem. A*,
783 119, 10336-10348, <https://doi.org/10.1021/acs.jpca.5b07295>, 2015.
- 784 Berndt, T., Scholz, W., Mentler, B., Fischer, L., Herrmann, H., Kulmala, M., and Hansel, A.:
785 Accretion product formation from self- and cross-reactions of RO_2 radicals in the atmosphere,
786 *Angew. Chem. Int. Ed.*, 57, 3820-3824, <https://doi.org/10.1002/anie.201710989>, 2018.
- 787 Bianchi, F., Kurten, T., Riva, M., Mohr, C., Rissanen, M. P., Roldin, P., Berndt, T., Crouse, J. D.,
788 Wennberg, P. O., Mentel, T. F., Wildt, J., Junninen, H., Jokinen, T., Kulmala, M., Worsnop, D.
789 R., Thornton, J. A., Donahue, N., Kjaergaard, H. G., and Ehn, M.: Highly oxygenated organic
790 molecules (HOM) from gas-phase autoxidation involving peroxy radicals: a key contributor
791 to atmospheric aerosol, *Chem. Rev.*, 119, 3472-3509,
792 <https://doi.org/10.1021/acs.chemrev.8b00395>, 2019.
- 793 Boys, S. F., and Bernardi, F.: The calculation of small molecular interactions by the differences of
794 separate total energies. Some procedures with reduced errors, *Mol. Phys.*, 19, 553-566,
795 <https://doi.org/10.1080/00268977000101561>, 1970.

796 Chao, W., Hsieh, J. T., Chang, C. H., and Lin, J. J. M.: Direct kinetic measurement of the reaction
797 of the simplest Criegee intermediate with water vapor, *Science*, 347, 751-754,
798 <https://doi.org/10.1126/science.1261549>, 2015.

799 Chen, L., Huang, Y., Xue, Y., Cao, J., and Wang, W.: Competition between HO₂ and H₂O₂
800 reactions with CH₂OO/*anti*-CH₃CHOO in the oligomer formation: a theoretical perspective, *J.*
801 *Phys. Chem. A*, 121, 6981-6991, <https://doi.org/10.1021/acs.jpca.7b05951>, 2017.

802 Chen, L., Huang, Y., Xue, Y., Jia, Z., and Wang, W.: Atmospheric oxidation of 1-butene initiated
803 by OH radical: Implications for ozone and nitrous acid formations, *Atmos. Environ.*, 244,
804 118010-118021, <https://doi.org/10.1016/j.atmosenv.2020.118010>, 2021.

805 Chen, L., Huang, Y., Xue, Y., Shen, Z., Cao, J., and Wang, W.: Mechanistic and kinetics
806 investigations of oligomer formation from Criegee intermediate reactions with hydroxyalkyl
807 hydroperoxides, *Atmos. Chem. Phys.*, 19, 4075-4091,
808 <https://doi.org/10.5194/acp-19-4075-2019>, 2019.

809 Chen, L., Wang, W., Wang, W., Liu, Y., Liu, F., Liu, N., and Wang, B.: Water-catalyzed
810 decomposition of the simplest Criegee intermediate CH₂OO, *Theor. Chem. Acc.*, 135,
811 131-143, <https://doi.org/10.1007/s00214-016-1894-9>, 2016b.

812 Chen, L., Wang, W., Zhou, L., Wang, W., Liu, F., Li, C., and Lü, J.: Role of water clusters in the
813 reaction of the simplest Criegee intermediate CH₂OO with water vapour, *Theor. Chem. Acc.*,
814 135, 252-263, <https://doi.org/10.1007/s00214-016-1998-2>, 2016a.

815 Chhantyal-Pun, R., Welz, O., Savee, J. D., Eskola, A. J., Lee, E. P. F., Blacker, L., Hill, H. R.,
816 Ashcroft, M., Khan, M. A. H., Lloyd-Jones, G. C., Evans, L., Rotavera, B., Huang, H.,
817 Osborn, D. L., Mok, D. K. W., Dyke, J. M., Shallcross, D. E., Percival, C. J., Orr-Ewing, A. J.,
818 and Taatjes, C. A.: Direct measurements of unimolecular and bimolecular reaction kinetics of
819 the Criegee intermediate (CH₃)₂COO, *J. Phys. Chem. A*, 121, 4-15,
820 <https://doi.org/10.1021/acs.jpca.6b07810>, 2017.

821 Crounse, J. D., Nielsen, L. B., Jørgensen, S., Kjaergaard, H. G., and Wennberg, P. O.:
822 Autoxidation of organic compounds in the atmosphere, *J. Phys. Chem. Lett.*, 4, 3513-3520,
823 <https://doi.org/10.1021/jz4019207>, 2013.

824 Dillon, T. J., and Crowley, J. N.: Direct detection of OH formation in the reactions of HO₂ with
825 CH₃C(O)O₂ and other substituted peroxy radicals, *Atmos. Chem. Phys.*, 8, 4877-4889,
826 <https://doi.org/10.5194/acp-8-4877-2008>, 2008.

827 Eckart, C.: The penetration of a potential barrier by electrons, *Phys. Rev.*, 35, 1303-1309,
828 <https://doi.org/10.1103/PhysRev.35.1303>, 1930.

829 Ehn, M., Berndt, T., Wildt, J., and Mentel, T.: Highly oxygenated molecules from atmospheric
830 autoxidation of hydrocarbons: a prominent challenge for chemical kinetics studies, *Int. J.*
831 *Chem. Kinet.*, 49, 821-831, <https://doi.org/10.1002/kin.21130>, 2017.

832 Ehn, M., Thornton, J. A., Kleist, E., Sipilä M., Junninen, H., Pullinen, I., Springer, M., Rubach, F.,
833 Tillmann, R., Lee, B., Lopez-Hilfiker, F., Andres, S., Acir, I. H., Rissanen, M., Jokinen, T.,
834 Schobesberger, S., Kangasluoma, J., Kontkanen, J., Nieminen, T., Kurtán, T., Nielsen, L. B.,
835 Jørgensen, S., Kjaergaard, H. G., Canagaratna, M., Maso, M. D., Berndt, T., Petäjä T.,
836 Wahner, A., Kerminen, V. M., Kulmala, M., Worsnop, D. R., Wildt, J., and Mentel T. F.: A
837 large source of low-volatility secondary organic aerosol, *Nature*, 506, 476-479,
838 <https://doi.org/10.1038/nature13032>, 2014.

839 Fernández-Ramos, A., Ellingson, B. A., Meana-Pañeda, R., Marques, J. M. C., and Truhlar, D. G.:

840 Symmetry numbers and chemical reaction rates, *Theor. Chem. Acc.*, 118, 813-826,
841 <https://doi.org/10.1007/s00214-007-0328-0>, 2007.

842 Francisco, J. S., and Eisfeld, W.: Atmospheric oxidation mechanism of hydroxymethyl
843 hydroperoxide, *J. Phys. Chem. A*, 113, 7593-7600, <https://doi.org/10.1021/jp901735z>, 2009.

844 Frisch, M. J., Trucks, G. W., Schlegel, H. B., Scuseria, G. E., Robb, M. A., Cheeseman, J. R.,
845 Montgomery, J. A. Jr., Vreven, T., Kudin, K. N., Burant, J. C., Millam, J. M., Iyengar, S. S.,
846 Tomasi, J., Barone, V., Mennucci, B., Cossi, M., Scalmani, G., Rega, N., Petersson, G. A.,
847 Nakatsuji, H., Hada, M., Ehara, M., Toyota, K., Fukuda, R., Hasegawa, J., Ishida, M.,
848 Nakajima, T., Honda, Y., Kitao, O., Nakai, H., Klene, M., Li, X., Knox, J. E., Hratchian, H. P.,
849 Cross, J. B., Adamo, C., Jaramillo, J., Gomperts, R., Stratmann, R. E., Yazyev, O., Austin, A.
850 J., Cammi, R., Pomelli, C., Ochterski, J. W., Ayala, P. Y., Morokuma, K., Voth, G. A.,
851 Salvador, P., Dannenberg, J. J., Zakrzewski, V. G., Dapprich, S., Daniels, A. D., Strain, M. C.,
852 Farkas, O., Malick, D. K., Rabuck, A. D., Raghavachari, K., Foresman, J. B., Ortiz, J. V., Cui,
853 Q., Baboul, A. G., Clifford, S., Cioslowski, J., Stefanov, B. B., Liu, G., Liashenko, A.,
854 Piskorz, P., Komaromi, I., Martin, R. L., Fox, D. J., Keith, T., Al-Laham, M. A., Peng, C. Y.,
855 Nanayakkara, A., Challacombe, M., Gill, P. M. W., Johnson, B., Chen, W., Wong, M. W.,
856 Gonzalez, C., and Pople, J. A.: Gaussian 09, Revision D.01; Gaussian, Inc.: Wallingford, CT,
857 2009.

858 Fukui, K.: The path of chemical reactions - the IRC approach, *Acc. Chem. Res.*, 14, 363-368,
859 <https://doi.org/10.1021/ar00072a001>, 1981.

860 Gilbert, R. G., and Smith, S. C.: *Theory of unimolecular and recombination reactions*; Blackwell
861 Scientific: Carlton, Australia, 1990.

862 Gligorovski, S., Strekowski, R., Barbati, S., and Vione, D.: Environmental implications of
863 hydroxyl radicals (OH), *Chem. Rev.*, 115, 13051-13092, <https://doi.org/10.1021/cr500310b>,
864 2015.

865 Glowacki, D. R., Liang, C. H., Morley, C., Pilling, M. J., and Robertson, S. H.: MESMER: an
866 open-source master equation solver for multi-energy well reactions, *J. Phys. Chem. A*, 116,
867 9545-9560, <https://doi.org/10.1021/jp3051033>, 2012.

868 Gong, Y., and Chen, Z.: Quantification of the role of stabilized Criegee intermediates in the
869 formation of aerosols in limonene ozonolysis, *Atmos. Chem. Phys.*, 21, 813-829,
870 <https://doi.org/10.5194/acp-21-813-2021>, 2021.

871 Hofzumahaus, A., Rohrer, F., Lu, K., Bohn, B., Brauers, T., Chang, C. C., Fuchs, H., Holland, F.,
872 Kita, K., Kondo, Y., Li, X., Lou, S., Shao, M., Zeng, L., Wahner, A., and Zhang, Y.:
873 Amplified trace gas removal in the troposphere, *Science*, 324, 1702-1704,
874 <https://doi.org/10.1126/science.1164566>, 2009.

875 Holbrook, K. A., Pilling, M. J., Robertson, S. H., and Robinson, P. J.: *Unimolecular reactions*, 2nd
876 ed.; Wiley: New York, 1996.

877 Huang, H. L., Chao, W., and Lin, J. J. M.: Kinetics of a Criegee intermediate that would survive
878 high humidity and may oxidize atmospheric SO₂, *Proc. Natl. Acad. Sci. U.S.A.*, 112,
879 10857-10862, <https://doi.org/10.1073/pnas.1513149112>, 2015.

880 Iyer, S., Reiman, H., Møller, K. H., Rissanen, M. P., Kjaergaard, H. G., and Kurtén, T.:
881 Computational investigation of RO₂ + HO₂ and RO₂ + RO₂ reactions of monoterpene derived
882 first-generation peroxy radicals leading to radical recycling, *J. Phys. Chem. A*, 122,
883 9542-9552, <https://doi.org/10.1021/acs.jpca.8b09241>, 2018.

884 Iyer, S., Rissanen, M. P., Valiev, R., Barua, S., Krechmer, J. E., Thornton, J., Ehn, M., and Kurtén,
885 T.: Molecular mechanism for rapid autoxidation in α -pinene ozonolysis, *Nat. Commun.*,
886 <https://doi.org/10.1038/s41467-021-21172-w>, 12, 878-883, 2021.

887 Jara-Toro, R. A., Hernández, F. J., Garavagno, M. A., Taccone, R. A., and Pino, G. A.: Water
888 catalysis of the reaction between hydroxyl radicals and linear saturated alcohols (ethanol and
889 n-propanol) at 294 K, *Phys. Chem. Chem. Phys.*, 20, 27885-27896,
890 <https://doi.org/10.1039/C8CP05411H>, 2018.

891 Jara-Toro, R. A., Hernández, F. J., Taccone, R. A., Lane, S. I., and Pino, G. A.: Water catalysis of
892 the reaction between methanol and OH at 294 K and the atmospheric implications, *Angew.*
893 *Chem., Int. Ed.*, 56, 2166-2170, <https://doi.org/10.1002/anie.201612151>, 2017.

894 Jokinen, T., Sipilä M., Richters, S., Kerminen, V. M., Paasonen, P., Stratmann, F., Worsnop, D.,
895 Kulmala, M., Ehn, M., Herrmann, H., and Berndt, T.: Rapid autoxidation forms highly
896 oxidized RO₂ radicals in the atmosphere, *Angew. Chem. Int. Ed.*, 53, 14596-14600,
897 <https://doi.org/10.1002/anie.201408566>, 2014.

898 Khan, M. A. H., Percival, C. J., Caravan, R. L., Taatjes, C. A., and Shallcross, D. E.: Criegee
899 intermediates and their impacts on the troposphere, *Environ. Sci.: Processes Impacts*, 20,
900 437-453, <https://doi.org/10.1039/C7EM00585G>, 2018.

901 Kumar, M., and Francisco, J. S.: Red-light initiated decomposition of α -hydroxy methylperoxy
902 radical in the presence of organic and inorganic acids: implications for the HO_x formation in
903 the lower stratosphere, *J. Phys. Chem. A*, 120, 2677-2683,
904 <https://doi.org/10.1021/acs.jpca.6b01515>, 2016.

905 Kumar, M., and Francisco, J. S.: Red-light-induced decomposition of an organic peroxy radical: a
906 new source of the HO₂ radical, *Angew. Chem. Int. Ed.*, 54, 15711-15714,
907 <https://doi.org/10.1002/anie.201509311>, 2015.

908 Kumar, M., Busch, D. H., Subramaniam, Bala., and Thompson, W. H.: Role of tunable acid
909 catalysis in decomposition of α -hydroxyalkyl hydroperoxides and mechanistic implications
910 for tropospheric chemistry, *J. Phys. Chem. A*, 118, 9701-9711,
911 <https://doi.org/10.1021/jp505100x>, 2014.

912 Lee, R., Gryn'ova, G., Ingold, K. U., and Coote, M. L.: Why are sec-alkylperoxyl bimolecular
913 self-reactions orders of magnitude faster than the analogous reactions of tert-alkylperoxyls?
914 The unanticipated role of CH hydrogen bond donation, *Phys. Chem. Chem. Phys.*, 18,
915 23673-23679, <https://doi.org/10.1039/C6CP04670C>, 2016.

916 Lester, M. I., and Klippenstein, S. J.: Unimolecular decay of Criegee intermediates to OH radical
917 products: prompt and thermal decay processes, *Acc. Chem. Res.*, 51, 978-985,
918 <https://doi.org/10.1021/acs.accounts.8b00077>, 2018.

919 Liu, L., Bei, N., Wu, J., Liu, S., Zhou, J., Li, X., Yang, Q., Feng, T., Cao, J., Tie, X., and Li, G.:
920 Effects of stabilized Criegee intermediates (sCIs) on sulfate formation: a sensitivity analysis
921 during summertime in Beijing-Tianjin-Hebei (BTH), China. *Atmos. Chem. Phys.*, 19,
922 13341-13354, <https://doi.org/10.5194/acp-19-13341-2019>, 2019.

923 Long, B., Bao, J. L., and Truhlar, D. G.: Reaction of SO₂ with OH in the atmosphere, *Phys. Chem.*
924 *Chem. Phys.*, 19, 8091-8100, <https://doi.org/10.1039/C7CP00497D>, 2017.

925 Lu, T.: Molclus program, Version 1.9.3, <http://www.keinsci.com/research/molclus.html> (accessed
926 Feb. 10, 2020).

927 Ma, F., Guo, X., Xia, D., Xie, H. B., Wang, Y., Elm, J., Chen, J., and Niu, J.: Atmospheric

928 chemistry of allylic radicals from isoprene: a successive cyclization-driven autoxidation
929 mechanism, *Environ. Sci. Technol.*, 55, 4399-4409, <https://doi.org/10.1021/acs.est.0c07925>,
930 2021.

931 Møller, K. H., Berndt, T., and Kjaergaard, H. G.: Atmospheric autoxidation of amines, *Environ.*
932 *Sci. Technol.*, 54, 11087-11099, <https://doi.org/10.1021/acs.est.0c03937>, 2020.

933 Møller, K. H., Otkjær, R. V., Hyttinen, N., Kurtén, T., and Kjaergaard, H. G.: Cost-effective
934 implementation of multiconformer transition state theory for peroxy radical hydrogen shift
935 reactions, *J. Phys. Chem. A*, 120, 10072-10087, <https://doi.org/10.1021/acs.jpca.6b09370>,
936 2016.

937 Nozière, B., and Vereecken, L.: Direct observation of aliphatic peroxy radical autoxidation and
938 water effects: an experimental and theoretical study, *Angew. Chem. Int. Ed.*, 58, 13976-13982,
939 <https://doi.org/10.1002/anie.201907981>, 2019.

940 Orlando, J. J., and Tyndall, G. S.: Laboratory studies of organic peroxy radical chemistry: an
941 overview with emphasis on recent issues of atmospheric significance, *Chem. Soc. Rev.*, 41,
942 6294-6317, <https://doi.org/10.1039/c2cs35166h>, 2012.

943 Perrring, A. E., Pusede, S. E., and Cohen, R. C.: An observational perspective on the atmospheric
944 impacts of alkyl and multifunctional nitrates on ozone and secondary organic aerosol, *Chem.*
945 *Rev.*, 113, 5848-5870, <https://doi.org/10.1021/cr300520x>, 2013.

946 Qiu, J. T., Ishizuka, S., Tonokura, K., Colussi, A. J., and Enami, S.: Water dramatically accelerates
947 the decomposition of α -hydroxyalkyl-hydroperoxides in aerosol particles, *J. Phys. Chem.*
948 *Lett.*, 10, 5748-5755, <https://doi.org/10.1021/acs.jpcclett.9b01953>, 2019.

949 Rissanen, M. P., Kurtén, T., Sipilä M., Thornton, J. A., Kangasluoma, J., Sarnela, N., Junninen, H.,
950 Jørgensen, S., Schallhart, S., Kajos, M. K., Taipale, R., Springer, M., Mentel, T. F.,
951 Ruuskanen, T., Petäjä T., Worsnop, D. R., Kjaergaard, H. G., and Ehn, M.: The formation of
952 highly oxidized multifunctional products in the ozonolysis of cyclohexene, *J. Am. Chem.*
953 *Soc.*, 136, 15596-15606, <https://doi.org/10.1021/ja507146s>, 2014.

954 Russell, G. A.: Deuterium-isotope effects in the autoxidation of aralkyl hydrocarbons. Mechanism
955 of the interaction of peroxy radicals, *J. Am. Chem. Soc.*, 79, 3871-3877,
956 <https://doi.org/10.1021/ja01571a068>, 1957.

957 Ryzhkov, A. B., and Ariya, P. A.: A theoretical study of the reactions of carbonyl oxide with water
958 in atmosphere: the role of water dimer, *Chem. Phys. Lett.*, 367, 423-429,
959 [https://doi.org/10.1016/S0009-2614\(02\)01685-8](https://doi.org/10.1016/S0009-2614(02)01685-8), 2003.

960 Smith, M. C., Chang, C. H., Chao, W., Lin, L. C., Takahashi, K., Boering, K. A., and Lin, J. J. M.:
961 Strong negative temperature dependence of the simplest Criegee intermediate CH_2OO
962 reaction with water dimer, *J. Phys. Chem. Lett.*, 6, 2708-2713,
963 <https://doi.org/10.1021/acs.jpcclett.5b01109>, 2015.

964 Stone, D., Whalley, L. K., and Heard, D. E.: Tropospheric OH and HO_2 radicals: field
965 measurements and model comparisons, *Chem. Soc. Rev.*, 41, 6348-6404,
966 <https://doi.org/10.1039/c2cs35140d>, 2012.

967 Taatjes, C. A., Welz, O., Eskola, A. J., Savee, J. D., Scheer, A. M., Shallcross, D. E., Rotavera, B.,
968 Lee, E. P. F., Dyke, J. M., Mok, D. K. W., Osborn, D. L., and Percival, C. J.: Direct
969 measurements of conformer-dependent reactivity of the Criegee intermediate CH_3CHOO ,
970 *Science*, 340, 177-180, <https://doi.org/10.1126/science.1234689>, 2013.

971 Taatjes, C. A.: Criegee intermediates: what direct production and detection can teach us about

972 reactions of carbonyl oxides, *Annu. Rev. Phys. Chem.*, 68, 183-207,
973 <https://doi.org/10.1146/annurev-physchem-052516-050739>, 2017.

974 Valiev, R. R., Hasan, G., Salo, V. T., Kubečka, J., and Kurten, T.: Intersystem crossings drive
975 atmospheric gas-phase dimer formation, *J. Phys. Chem. A*, 123, 6596-6604,
976 <https://doi.org/10.1021/acs.jpca.9b02559>, 2019.

977 Wang, S., Riva, M., Yan, C., Ehn, M., and Wang, L.: Primary formation of highly oxidized
978 multifunctional products in the OH-initiated oxidation of isoprene: a combined theoretical
979 and experimental study, *Environ. Sci. Technol.*, 52, 12255-12264,
980 <https://doi.org/10.1021/acs.est.8b02783>, 2018.

981 Wang, S., Wu, R., Berndt, T., Ehn, M., and Wang, L.: Formation of highly oxidized radicals and
982 multifunctional products from the atmospheric oxidation of alkylbenzenes, *Environ. Sci.*
983 *Technol.*, 51, 8442-8449, <https://doi.org/10.1021/acs.est.7b02374>, 2017.

984 Wennberg, P. O., Bates, K. H., Crouse, J. D., Dodson, L. G., McVay, R. C., Mertens, L. A.,
985 Nguyen, T. B., Praske, E., Schwantes, R. H., Smarte, M. D., Clair, J. M. S., Teng, A. P.,
986 Zhang, X., and Seinfeld, J. H.: Gas-phase reactions of isoprene and its major oxidation
987 products, *Chem. Rev.*, 118, 3337-3390, <https://doi.org/10.1021/acs.chemrev.7b00439>, 2018.

988 Winiberg, F. A. F., Dillon, T. J., Orr, S. C., Groß, C. B. M., Bejan, I., Brumby, C. A., Evans, M. J.,
989 Smith, S. C., Heard, D. E., and Seakins, P. W.: Direct measurements of OH and other product
990 yields from the $\text{HO}_2 + \text{CH}_3\text{C}(\text{O})\text{O}_2$ reaction, *Atmos. Chem. Phys.*, 16, 4023-4042,
991 <https://doi.org/10.5194/acp-16-4023-2016>, 2016.

992 Xu, L., Kollman, M. S., Song, C., Shilling, J. E., and Ng, N. L.: Effects of NO_x on the volatility of
993 secondary organic aerosol from isoprene photooxidation, *Environ. Sci. Technol.*, 48,
994 2253-2262, <https://doi.org/10.1021/es404842g>, 2014.

995 Xu, L., Møller, K. H., Crouse, J. D., Kjaergaard, H. G., and Wennberg, P. O.: New insights into
996 the radical chemistry and product distribution in the OH-initiated oxidation of benzene,
997 *Environ. Sci. Technol.*, 54, 13467-13477, <https://doi.org/10.1021/acs.est.0c04780>, 2020.

998 Zhang, P., Wang, W., Zhang, T., Chen, L., Du, Y., Li, C., and Lv, J.: Theoretical study on the
999 mechanism and kinetics for the self-reaction of $\text{C}_2\text{H}_5\text{O}_2$ radicals, *J. Phys. Chem. A*, 116,
1000 4610-4620, <https://doi.org/10.1021/jp301308u>, 2012.

1001 Zhao, Y., and Truhlar, D. G.: A new local density functional for main-group thermochemistry,
1002 transition metal bonding, thermochemical kinetics, and noncovalent interactions, *J. Chem.*
1003 *Phys.*, 125, 194101-194119, <https://doi.org/10.1063/1.2370993>, 2006.

1004 Zhao, Y., and Truhlar, D. G.: The M06 suite of density functionals for main group
1005 thermochemistry, thermochemical kinetics, noncovalent interactions, excited states, and
1006 transition elements: two new functionals and systematic testing of four M06-class functionals
1007 and 12 other functionals, *Theor. Chem. Acc.*, 120, 215-241,
1008 <https://doi.org/10.1007/s00214-007-0310-x>, 2008.

1009 Zheng, J., and Truhlar, D. G.: Direct dynamics study of hydrogen-transfer isomerization of
1010 1-pentyl and 1-hexyl radicals, *J. Phys. Chem. A*, 113, 11919-11925,
1011 <https://doi.org/10.1021/jp903345x>, 2009.

1012 Zheng, J., Xu, X., and Truhlar, D. G.: Minimally augmented Karlsruhe basis sets, *Theor. Chem.*
1013 *Acc.*, 128, 295-305, <https://doi.org/10.1007/s00214-010-0846-z>, 2011.

1014 Zhong, J., Kumar, M., Francisco, J. S., and Zeng, X. C.: Insight into chemistry on cloud/aerosol
1015 water surfaces, *Acc. Chem. Res.*, 51, 1229-1237,

1016 <https://doi.org/10.1021/acs.accounts.8b00051>, 2018.
1017 Zhou, X., Liu, Y., Dong, W., and Yang, X.: Unimolecular reaction rate measurement of
1018 *syn*-CH₃CHOO, J. Phys. Chem. Lett., 10, 4817-4821,
1019 <https://doi.org/10.1021/acs.jpcclett.9b01740>, 2019.
1020 Zhu, C., Kumar, M., Zhong, J., Li, L., Francisco, J. S., and Zeng, X. C.: New mechanistic
1021 pathways for Criegee-water chemistry at the air/water interface, J. Am. Chem. Soc., 138,
1022 11164-11169, <https://doi.org/10.1021/jacs.6b04338>, 2016.