

Prof. Yu Huang
State Key Lab of Loess and Quaternary Geology
Institute of Earth Environment, Chinese Academy
of Sciences, Xi'an, 710061, China
Tel./Fax: (86) 29-62336261
E-mail: huangyu@ieecas.cn

Jan. 27, 2022

Dear reviewer,

Revision for Manuscript acp-2021-890

We thank you very much for giving us the opportunity to revise our manuscript. We highly appreciate the reviewer for their comments and suggestions on the manuscript entitled “**OH-initiated atmospheric degradation of hydroxyalkyl hydroperoxides: mechanism, kinetics, and structure-activity relationship**”. We have made revisions of our manuscript carefully according to the comments and suggestions of reviewer. The revised contents are marked in blue color. The response letter to reviewer is attached at the end of this cover letter.

We hope that the revised manuscript can meet the requirement of Atmospheric Chemistry & Physics. Any further modifications or revisions, please do not hesitate to contact us.

Look forward to hearing from you as soon as possible.

Best regards,

Yu Huang

Comments of reviewer #3

1. I see two major issues with the work. First, it is generally known that the internal H-shift isomerizations become important only at larger carbon structures than studied here. The rather extensive previous literature amply points out that the H-shifts (discussed in older literature often as H transfer) are not competitive from the same, or adjacent, C-bearing functional groups. Thus it is rather surprising this was even considered here, and I think the whole discussion about RO₂ autoxidation does not make any sense for these small systems. Additionally, the resulting accretion products ROOR are important for aerosol growth only at larger sizes. Thus, these small systems are not expected to play any practical role in atmospheric particulate matter formation (unless the second RO₂ forming the ROOR is a very big and polar molecule). Moreover, one H-shift reaction does not really constitute autoxidation sequence, but is rather just a single isomerization/rearrangement reaction. Thus the whole word “autoxidation” should not be associated with the current work. All that said, for the sake of completeness, the current calculations could/should be left in, but it has to be made crystal clear that autoxidation is not expected here, and these are only common isomerization (by H-shift) reactions.

Response: Extensive previous literatures have demonstrated the autoxidation of peroxy radical RO₂ plays an important role in the oxidation of volatile organic compounds (VOCs) with high molecular weight in the atmosphere (Bianchi et al., 2019; Ehn et al., 2017). The autoxidation of RO₂ radical includes sequential intramolecular H-shifts and O₂ additions, in which the first H-shift is strongly rate-limiting reaction (Nozière and Vereecken, 2019; Crouse et al., 2013). In the present study, we mainly focus on the mechanism of isomerization reactions of HOCH₂OO, HOCH(CH₃)OO, and HO(CH₃)₂COO radicals. The corresponding potential energy surfaces (PES) are shown in Figures 9, S13 and S14, respectively. As can be seen in Figure 9, the lowest-energy conformer HOCH₂OO-a can proceed via a 1,3-H shift from the -CH₂ group to the terminal oxygen leading to S28-a (HO CHOOH) with the barrier of 41.6 kcal mol⁻¹. HOCH₂OO-b can isomerize to S28-b1 and S28-b2 via the four-membered ring transition states TS34-b1 and TS34-b2 (1,3-H shifts) with the barriers of 41.6 and 45.0 kcal mol⁻¹. But these three 1,3-H shift reactions have comparatively high barriers, making them irrelevant in the atmosphere. Equivalent to the case of HOCH₂OO radical, the isomerization of HOCH(CH₃)OO radical proceeds via the 1,3- and 1,4-H shifts from the -CH or -CH₃ groups to the terminal oxygen resulting in formation of

hydroperoxyalkyl radicals (Figure S13). These 1,3- and 1,4-H shift reactions accompany with the extremely high barriers ($> 37.9 \text{ kcal mol}^{-1}$), implying that they are of less importance in the atmosphere. Similar conclusion is also derived from the isomerization of $\text{HO}(\text{CH}_3)_2\text{COO}$ radical that 1,4-H shift reactions are unfavourable kinetically (Figure S14). The high barriers of 1,3- and 1,4-H shifts can be interpreted as the result of the large ring strain energy (RSE) in the cyclic transition state geometries. As a consequence, the isomerization reactions of HOCH_2OO , $\text{HOCH}(\text{CH}_3)\text{OO}$ and $\text{HO}(\text{CH}_3)_2\text{COO}$ radicals are not likely to proceed in the atmosphere.

The accretion products ROOR are of less importance in the self-reactions of small RO_2 radicals (e.g. CH_3OO , $\text{C}_2\text{H}_5\text{OO}$, $\text{CH}_3\text{C}(\text{O})\text{OO}$ radicals), while they are characterized as an effective source of secondary organic aerosol (SOA) in the self-reactions of large RO_2 radicals (Berndt et al., 2018; Zhang et al., 2012; Liang et al., 2011). Although the ROOR formed from the self-reactions of small RO_2 radicals is unimportant, the present mechanism investigation is meaningful to understand the self-reactions of complex RO_2 radicals. In the present study, the schematic PESs for the self-reactions of HOCH_2OO , $\text{HOCH}(\text{CH}_3)\text{OO}$ and $\text{HO}(\text{CH}_3)_2\text{COO}$ radicals are shown in Figures 5-7, respectively. As can be seen in Figure 5a, the self-reaction of HOCH_2OO radical starts with the formations of tetroxide complexes IM13-a and IM14-a in the entrance channel, with 2.9 and 3.4 kcal mol^{-1} stability. Then they fragment into dimer $\text{S13} + {}^1\text{O}_2$ (R13) and $\text{HOCH}_2\text{OOH} + \text{HOCHOO}$ (R14) via transition states TS13 and TS14 with the barriers of 43.3 and 51.5 kcal mol^{-1} . But the barriers of R13 and R14 are extremely high, making them irrelevant in the atmosphere.

From Figure 5b, it is seen that the self-reaction of HOCH_2OO radical proceeds via oxygen-to-oxygen coupling leading to the formation of tetroxide intermediate S14 with the electronic energy and free energy barriers of 7.3 and 19.6 kcal mol^{-1} . The formed S14 can fragment into $\text{HOCH}_2\text{O}\cdot + \text{HCOOH} + \text{HO}_2\cdot$ via a concerted process of $\text{O}_2\text{-O}_3$ and $\text{O}_5\text{-O}_6$ bonds rupture and $\text{O}_3\text{-H}_6$ bond forming with the barrier of 29.8 kcal mol^{-1} . Alternatively, S14 can convert into the caged tetroxide intermediate S16 through the asymmetric two step $\text{O}_2\text{-O}_3$ and $\text{O}_5\text{-O}_6$ bonds scission with the barriers of 19.1 and 3.1 kcal mol^{-1} , respectively. The result shows that the latter pathway is more preferable than the former channel owing to its lower barrier. The overall spin multiplicity of S16 is singlet, in which the O_2 moiety maintains the triplet ground state (spin up) and is very loosely bound. In order to preserve the overall singlet multiplicity, the two HOCH_2O

radical pairs ($^3(\text{HOCH}_2\text{O} \cdot \cdot \text{HOCH}_2\text{O})$) must have the triplet multiplicity (spin down). S16 could be regarded as the ground state $^3\text{O}_2$ moving away from the two HOCH_2O radical pairs that keep interacting. Due to the difficulty in performing the constrained optimization for the dissociation of S16, the $^3\text{O}_2$ moiety is considered as a leaving moiety away from two HOCH_2O radical pairs, and merely the dissociation of $^3(\text{HOCH}_2\text{O} \cdot \cdot \text{HOCH}_2\text{O})$ is taken into consideration in the present study. It has three types of pathways: (1) it yields HOCH_2OH and excited-state $^3\text{HCOOH}$ through the hydrogen transfer step with the barrier of $14.0 \text{ kcal mol}^{-1}$ and $10.2 \text{ kcal mol}^{-1}$ exothermicity, followed by the excited $^3\text{HCOOH}$ to go back to the ground-state $^1\text{HCOOH}$; (2) it generates two HOCH_2O radicals via the barrierless process with the exoergicity of $16.9 \text{ kcal mol}^{-1}$; (3) it produces dimer S17 with the exoergicity of $32.1 \text{ kcal mol}^{-1}$. Based on the calculated reaction barriers, it can be found that the rate-limiting step is the scission of $\text{O}_2\text{-O}_3$ bond (R17) in the unimolecular decay processes of S14.

As can be seen in Figure 6a, the self-reaction of $\text{HOCH}(\text{CH}_3)\text{OO}$ radical can either produce dimer S18 along with $^1\text{O}_2$ via transition state TS20 with the barrier of $44.4 \text{ kcal mol}^{-1}$, or generate $\text{HOCH}(\text{CH}_3)\text{OOH}$ and $\text{HOC}(\text{CH}_3)\text{OO}$ through transition state TS21 with the barrier of $54.3 \text{ kcal mol}^{-1}$. But the barriers of R20 and R21 are significantly high, making them are of less importance in the atmosphere. Alternatively, the self-reaction of $\text{HOCH}(\text{CH}_3)\text{OO}$ radical proceeds via an oxygen-to-oxygen coupling resulting in formation of tetroxide intermediate S19 with the barrier of $19.9 \text{ kcal mol}^{-1}$ (Figure 6b). The formed S19 proceeds through the asymmetric two step $\text{O}_2\text{-O}_3$ and $\text{O}_5\text{-O}_6$ bonds scission to produce a caged tetroxide intermediate S21 of overall singlet multiplicity comprising two same-spin alkoxy radicals (spin down) and triplet oxygen (spin up). These two processes accompany with the barriers of 21.4 and $1.3 \text{ kcal mol}^{-1}$, respectively. Then it decomposes into the propagation ($2\text{HOCH}(\text{CH}_3)\text{O} \cdot + ^3\text{O}_2$) and termination products ($\text{HOCH}(\text{CH}_3)\text{OH} + ^3\text{CH}_3\text{OOH} + ^3\text{O}_2$ and dimer S22 + $^3\text{O}_2$) with the exoergicity of 12.5 , 11.7 and $33.0 \text{ kcal mol}^{-1}$. The rate-determining step is the rupture of $\text{O}_2\text{-O}_3$ bond (R24) in the dissociation processes of S19.

As shown in Figure 7, the dominant pathway for the self-reaction of $\text{HO}(\text{CH}_3)_2\text{COO}$ radical begins with the formation of tetroxide intermediate S24 via an oxygen-to-oxygen coupling transition state TS28 with the barrier of $20.4 \text{ kcal mol}^{-1}$; then it transforms into the caged tetroxide intermediate S26 of overall singlet spin multiplicity through the asymmetric two-step O-O bond

cleavage with the barriers of 22.0 and 3.4 kcal mol⁻¹; finally, S26 can either produce two HO(CH₃)₂CO radicals with the exoergicity of 10.3 kcal mol⁻¹, or generate dimer S27 with the exothermicity of 31.5 kcal mol⁻¹. Different the self-reactions of HOCH₂OO and HOCH(CH₃)OO radicals, the termination product of the self-reaction of HOC(CH₃)₂OO radical is exclusively dimer S27. The reason is due to the absence of alpha hydrogen atom in HOC(CH₃)₂OO radical.

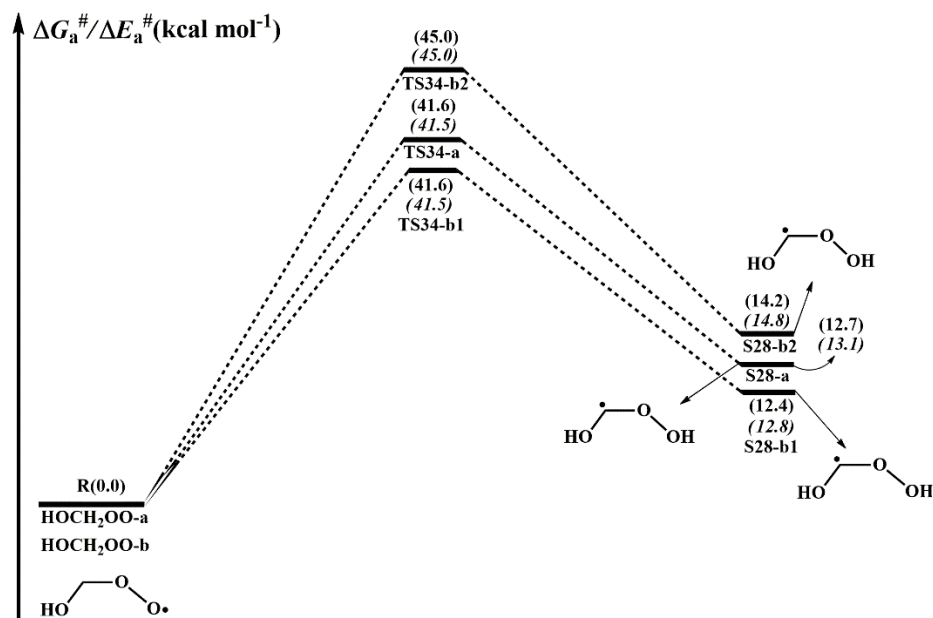


Figure 9. PES ($\Delta G_a^\#$ and $\Delta E_a^\#$, in italics) for the autoxidation of HOCH₂OO radical predicted at the M06-2X/ma-TZVP//M06-2X/6-311+G(2df,2p) level of theory

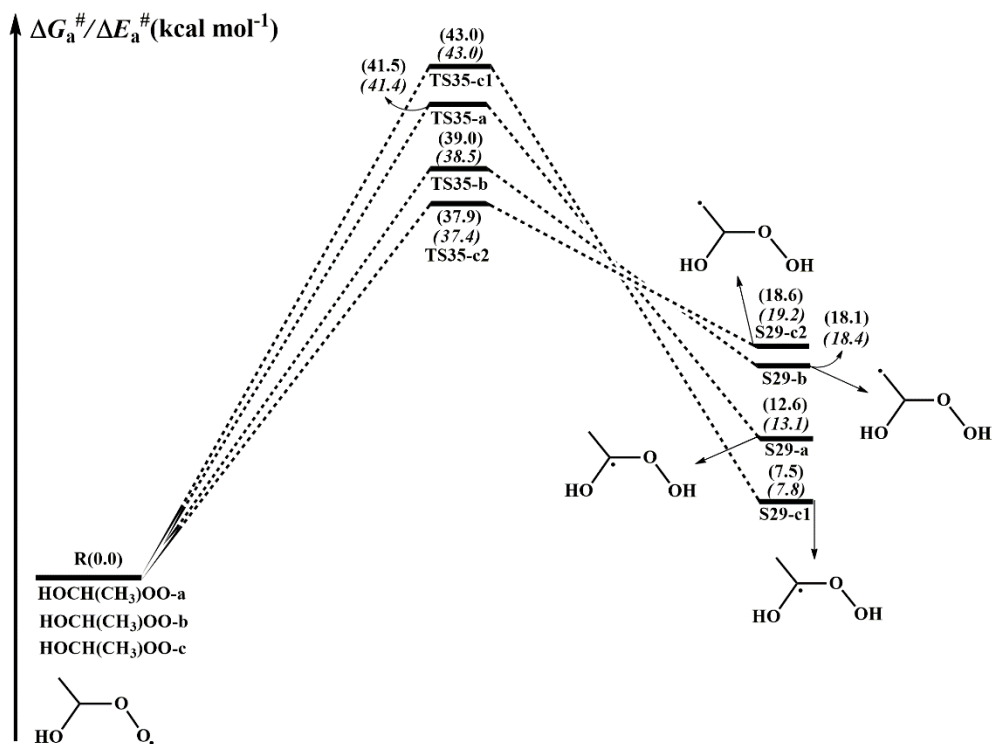


Figure S13. PES ($\Delta G_a^\#$ and $\Delta E_a^\#$, in italics) for the autoxidation of HOCH₂CH(OH)OO radical predicted at the M06-2X/ma-TZVP//M06-2X/6-311+G(2df,2p) level of theory

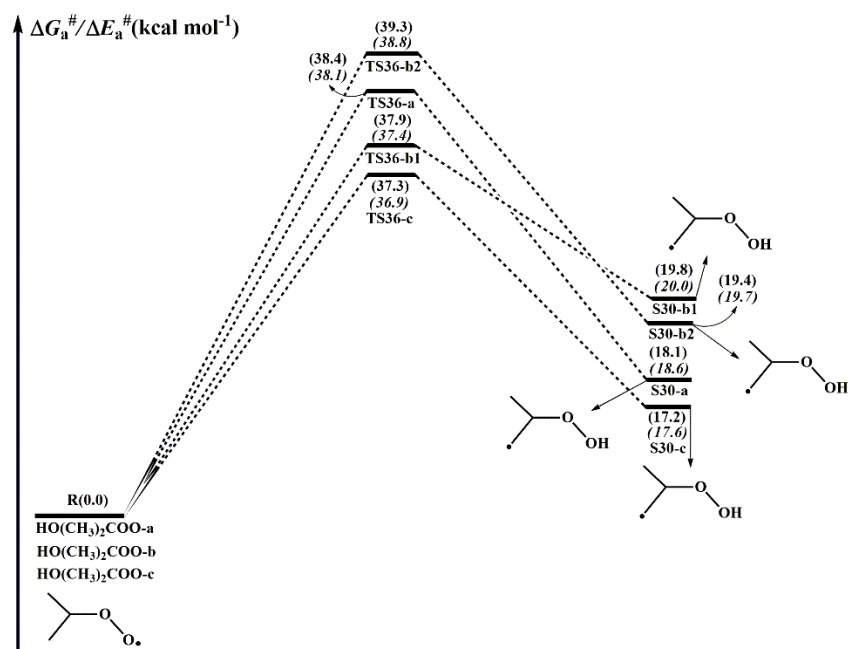
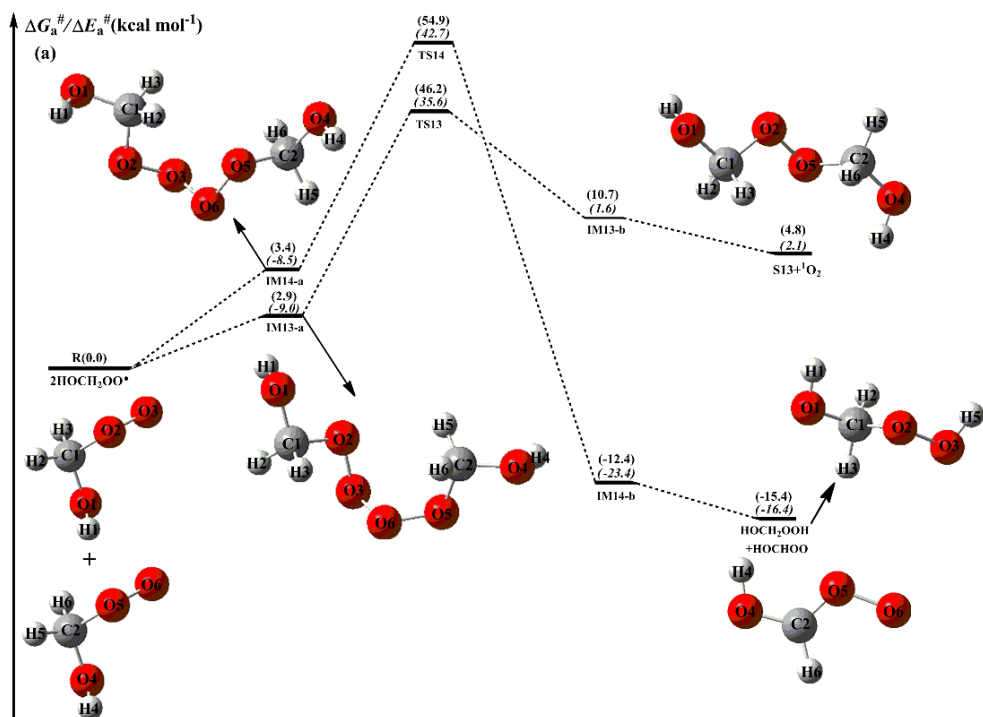


Figure S14. PES ($\Delta G_a^\#$ and $\Delta E_a^\#$, in italics) for the autoxidation of HO(CH₃)₂COO radical predicted at the M06-2X/ma-TZVP//M06-2X/6-311+G(2df,2p) level of theory



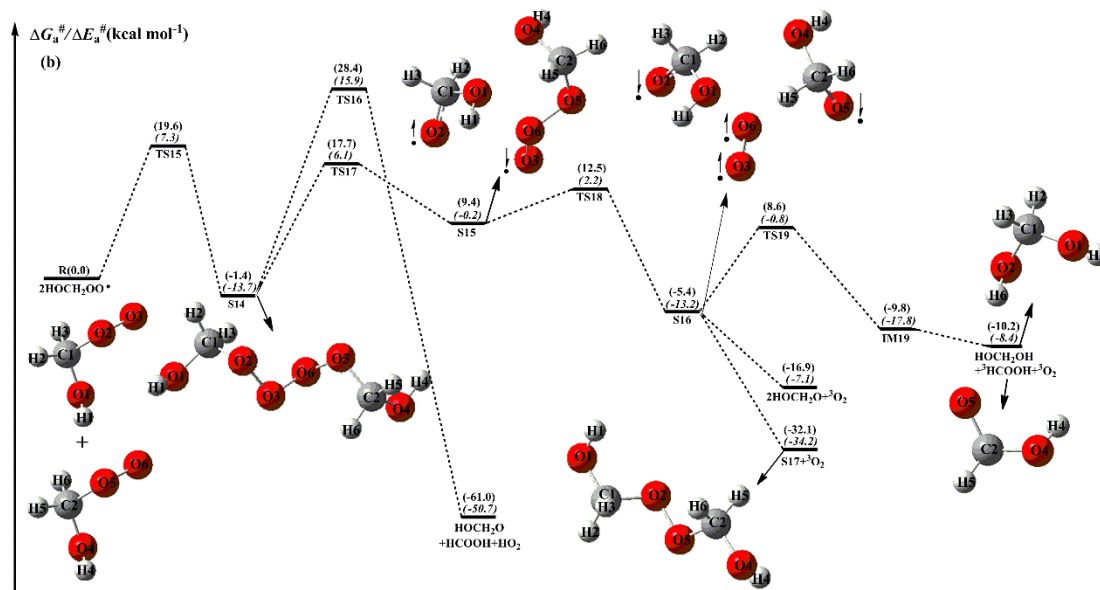
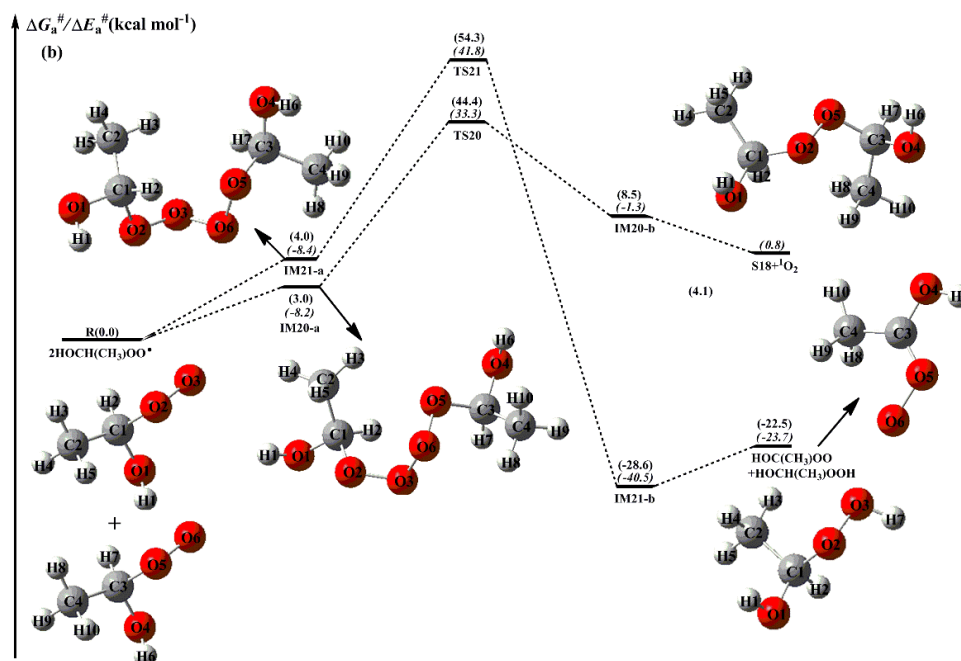


Figure 5. PES (ΔG_a^\ddagger and ΔE_a^\ddagger , in italics) for the self-reaction of HOCH_2OO radicals predicted at the M06-2X/ma-TZVP//M06-2X/6-311+G(2df,2p) level of theory



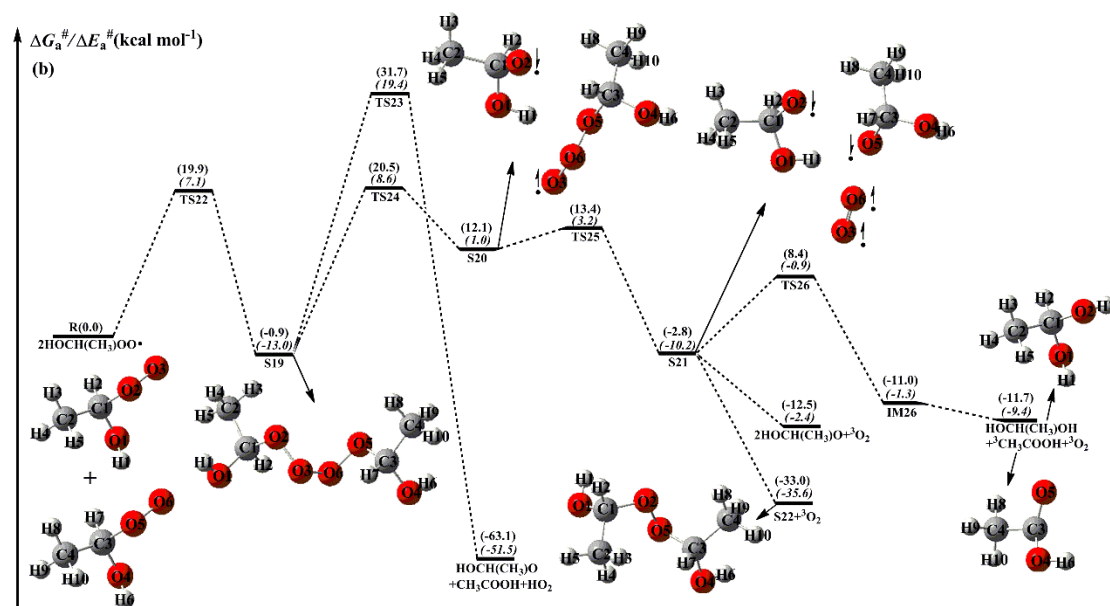


Figure 6. PES (ΔG_a^\ddagger and ΔE_a^\ddagger , in italics) for the self-reaction of HOCH(CH₃)OO radicals predicted at the M06-2X/ma-TZVP//M06-2X/6-311+G(2df,2p) level of theory

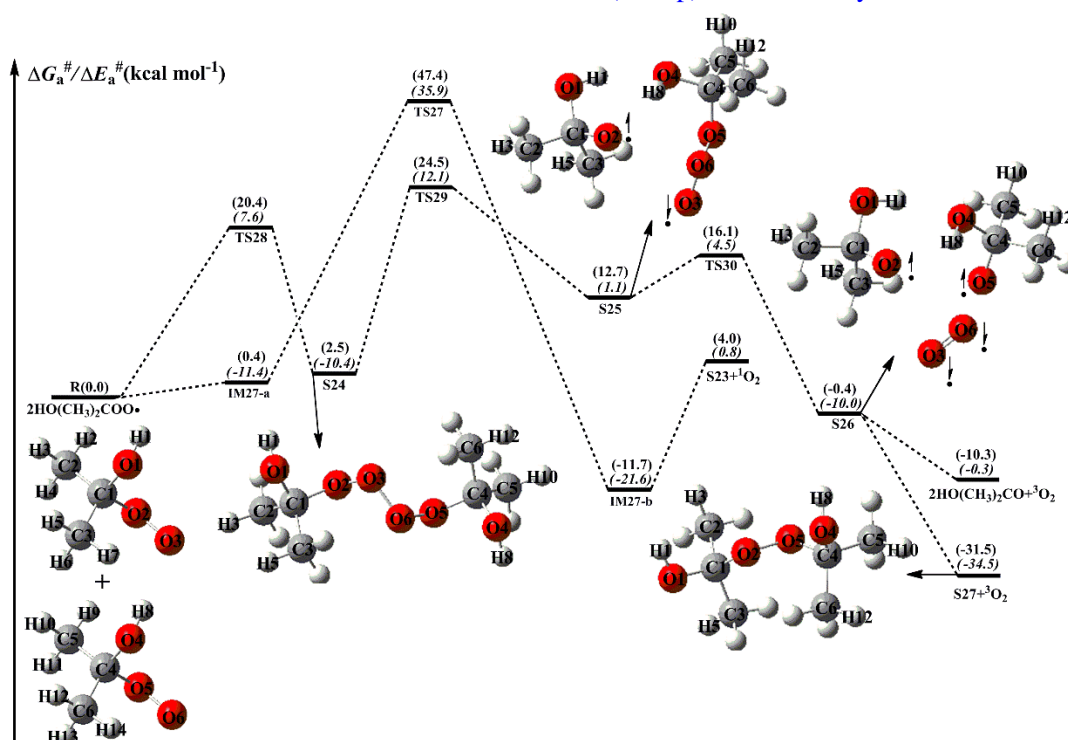


Figure 7. PES (ΔG_a^\ddagger and ΔE_a^\ddagger , in italics) for the self-reaction of HO(CH₃)₂COO radicals predicted at the M06-2X/ma-TZVP//M06-2X/6-311+G(2df,2p) level of theory

Corresponding descriptions have been added in the page 23 line 553-560, page 24 line 565-575, page 16 line 405-425, page 17 line 426-454, page 18 line 455-475 of the revised manuscript:

A schematic PES for the H-shift reactions of HOCH₂OO radical is displayed in Figure 9. As can be seen in Figure 9, the lowest-energy conformer HOCH₂OO-a can proceed via a 1,3-H shift

from the $-CH_2$ group to the terminal oxygen leading to the formation of S28-a ($HO\ CHOOH$) with the barrier of $41.6\ kcal\ mol^{-1}$. $HOCH_2OO$ -b can isomerize to S28-b1 and S28-b2 via the four-membered ring transition states TS34-b1 and TS34-b2 (1,3-H shifts) with the barriers of 41.6 and $45.0\ kcal\ mol^{-1}$. But these three 1,3-H shift reactions have comparatively high barriers, making them irrelevant in the atmosphere. Equivalent to the case of $HOCH_2OO$ radical, the isomerization of $HOCH(CH_3)OO$ radical proceeds via the 1,3- and 1,4-H shifts from the $-CH$ or $-CH_3$ groups to the terminal oxygen resulting in formation of hydroperoxyalkyl radicals (Figure S13). These 1,3- and 1,4-H shift reactions accompany with the extremely high barriers ($> 37.9\ kcal\ mol^{-1}$), implying that they are of less importance in the atmosphere. Similar conclusion is also derived from the isomerization of $HO(CH_3)_2COO$ radical that 1,4-H shift reactions are unfavourable kinetically (Figure S14). The high barriers of 1,3- and 1,4-H shifts can be interpreted as the result of the large ring strain energy (RSE) in the cyclic transition state geometries. As a consequence, the isomerization reactions of $HOCH_2OO$, $HOCH(CH_3)OO$ and $HO(CH_3)_2COO$ radicals are not likely to proceed in the atmosphere.

As can be seen in Figure 5a, the self-reaction of $HOCH_2OO$ radical starts with the formations of tetroxide complexes IM13-a and IM14-a in the entrance channel, with 2.9 and $3.4\ kcal\ mol^{-1}$ stability. Then they fragment into dimer S13 + 1O_2 (R13) and $HOCH_2OOH + HOCHOO$ (R14) via transition states TS13 and TS14 with the barriers of 43.3 and $51.5\ kcal\ mol^{-1}$. But the barriers of R13 and R14 are extremely high, making them irrelevant in the atmosphere. From Figure 5b, it is seen that the self-reaction of $HOCH_2OO$ radical proceeds via oxygen-to-oxygen coupling leading to the formation of tetroxide intermediate S14 with the electronic energy and free energy barriers of 7.3 and $19.6\ kcal\ mol^{-1}$. The formed S14 can fragment into $HOCH_2O \cdot + HCOOH + HO_2 \cdot$ via a concerted process of O_2-O_3 and O_5-O_6 bonds rupture and O_3-H_6 bond forming with the barrier of $29.8\ kcal\ mol^{-1}$. Alternatively, S14 can convert into the caged tetroxide intermediate S16 through the asymmetric two step O_2-O_3 and O_5-O_6 bonds scission with the barriers of 19.1 and $3.1\ kcal\ mol^{-1}$, respectively. The result shows that the latter pathway is more preferable than the former channel owing to its lower barrier. The overall spin multiplicity of S16 is singlet, in which the O_2 moiety maintains the triplet ground state (spin up) and is very loosely bound. In order to preserve the overall singlet multiplicity, the two $HOCH_2O$ radical pairs ($^3(HOCH_2O \cdot \cdot HOCH_2O)$) must have the triplet multiplicity (spin down). S16 could be

regarded as the ground state 3O_2 moving away from the two $HOCH_2O$ radical pairs that keep interacting. Due to the difficulty in performing the constrained optimization for the dissociation of S16, the 3O_2 moiety is considered as a leaving moiety away from two $HOCH_2O$ radical pairs, and merely the dissociation of $^3(HOCH_2O \cdot \cdot HOCH_2O)$ is taken into consideration in the present study. It has three types of pathways: (1) it yields $HOCH_2OH$ and excited-state 3HCOOH through the alpha hydrogen transfer with the barrier of $14.0 \text{ kcal mol}^{-1}$ and $10.2 \text{ kcal mol}^{-1}$ exothermicity, followed by the excited 3HCOOH to go back to the ground-state 1HCOOH ; (2) it generates two $HOCH_2O$ radicals via the barrierless process with the exoergicity of $16.9 \text{ kcal mol}^{-1}$; (3) it produces dimer S17 with the exoergicity of $32.1 \text{ kcal mol}^{-1}$. Based on the calculated reaction barriers, it can be found that the rate-limiting step is the cleavage of O_2-O_3 bond (R17) in the unimolecular decay processes of S14.

Figure 6 depicts a schematic PES for the self-reaction of $HOCH(CH_3)OO$ radical. As shown in Figure 6a, the self-reaction of $HOCH(CH_3)OO$ radical can either produce dimer S18 along with 1O_2 via transition state TS20 with the barrier of $44.4 \text{ kcal mol}^{-1}$, or generate $HOCH(CH_3)OOH$ and $HOC(CH_3)OO$ through transition state TS21 with the barrier of $54.3 \text{ kcal mol}^{-1}$. But the barriers of R20 and R21 are significantly high, making them are of less importance in the atmosphere. Alternatively, the self-reaction of $HOCH(CH_3)OO$ radical proceeds via an oxygen-to-oxygen coupling resulting in formation of tetroxide intermediate S19 with the barrier of $19.9 \text{ kcal mol}^{-1}$ (Figure 6b). The formed S19 proceeds through the asymmetric two step O_2-O_3 and O_5-O_6 bonds scission to produce a caged tetroxide intermediate S21 of overall singlet multiplicity comprising two same-spin alkoxy radicals (spin down) and triplet oxygen (spin up). These two processes accompany with the barriers of 21.4 and $1.3 \text{ kcal mol}^{-1}$, respectively. Then it decomposes into the propagation ($2HOCH(CH_3)O \cdot + ^3O_2$) and termination products ($HOCH(CH_3)OH + ^3CH_3OOH + ^3O_2$ and dimer S22 + 3O_2) with the exoergicity of 12.5 , 11.7 and $33.0 \text{ kcal mol}^{-1}$. The rate-determining step is the rupture of O_2-O_3 bond (R24) in the dissociation processes of S19.

As shown in Figure 7, the dominant pathway for the self-reaction of $HO(CH_3)_2COO$ radical begins with the formation of tetroxide intermediate S24 via an oxygen-to-oxygen coupling transition state TS28 with the barrier of $20.4 \text{ kcal mol}^{-1}$; then it transforms into the caged tetroxide intermediate S26 of overall singlet spin multiplicity through the asymmetric two-step

O-O bond cleavage with the barriers of 22.0 and 3.4 kcal mol⁻¹; finally, S26 can either produce two HO(CH₃)₂CO radicals with the exoergicity of 10.3 kcal mol⁻¹, or generate dimer S27 with the exothermicity of 31.5 kcal mol⁻¹. Different the self-reactions of HOCH₂OO and HOCH(CH₃)OO radicals, the termination product of the self-reaction of HOC(CH₃)₂OO radical is exclusively dimer S27. The reason is due to the absence of alpha hydrogen atom in HOC(CH₃)₂OO radical.

2. Another major issue connects to Figure 2: Are you sure you get the RC's and PC's right in the mechanism shown? Seems strange that such analogous reactions with so similar reaction partners (i.e., substituting -H with -CH₃ in adjacent sp³ C-atom is not expect have a profound influence) would have so different pre-reaction complexes. How was this specifically verified. I mean, is it possible you were doing a too constrained original conformer search/optimization and missed certain RC's? Did you try what the energetics would be if the RC spatial structure would be close to identical in every system? Especially RC3 really stands out, but others differ too. The whole issue might be better visualized, if you would show these with the actual reagent structures, and not just with grey symbols. After all there is only 3 systems, so this would not increase the space demands much.

Response: Based on the Reviewer's suggestion, the pre-reactive complexes (RCs) and post-reactive complexes (PCs) considered in the OH-initiated oxidation of the three smallest hydroxyalkyl hydroperoxides (HHPs) have been rechecked in the revised manuscript. Due to the representation way of presented RCs in Figure 2 of the original manuscript, the structure of RCs is misleading. In the revised manuscript, the original Figure 2 is divided into three figures. The free-energy and electronic-energy PESs for the initiation reactions of OH radical with HOCH₂OOH, HOCH(CH₃)OOH and HOC(CH₃)₂OOH are presented in Figures 2-4 and S1-S3 of the revised manuscript. And the optimized geometries of all the stationary points, including reactants, RCs, transition states, PCs, and products, are displayed in Figures S6-S8.

In the present study, the structures of distinct HHPs are displayed in Figure 1. The equilibrium geometries of all the stationary points on the PESs are fully optimized at the M06-2X/6-311+G(2df,2p) level of theory, rather than the constrained optimization. For each pre-reactive complex, a conformer search is employed to search the stable conformers of HHPs with OH radical. The structures obtained from the conformer search are initially optimized at the

B3LYP/6-31G(d) level of theory, since the B3LYP functional has been shown to yield reliable relative energies between conformers (Møller et al., 2016). Then, all unique conformers with electronic energies within 5.0 kcal mol⁻¹ with respect to the lowest-energy conformer are further optimized at the M06-2X/6-311+G(2df,2p) level of theory. Based on the obtained conformers, the transition states of various possible H-abstraction reactions between OH radical and distinct HHPs are located at the M06-2X/6-311+G(2df,2p) level of theory. The intrinsic reaction coordinate (IRC) calculations are performed in both directions at the M06-2X/6-311+G(2df,2p) level of theory, and then the forward and reverse IRC endpoints are optimized at the same level. For improved energies, the single-point calculations are performed at the M06-2X/ma-TZVP level of theory

A schematic PES for the reaction of OH radical with HOCH₂OOH is shown in Figure 2. As can be seen in Figure 2, the reaction for HOCH₂OOH with OH radical proceeds via four distinct pathways: H-abstraction from the -O₁H₁ (R1), -C₁H₃ (R2), -C₁H₄ (R3) and -O₂O₃H₂ groups (R4). For each pathway, a pre-reactive complex with a six- or seven-membered ring structure is formed in the entrance channel, which is stabilized by hydrogen bond interactions between the oxygen atom of OH radical and the abstraction hydrogen atom of HOCH₂OOH, and the remnant hydrogen atom of OH radical and one of oxygen atoms of HOCH₂OOH (Figures S6). Then, it surmounts modest barrier that is higher in energy than the reactants to reaction. The reaction barrier ΔG_a^\ddagger are reduced in the order of 6.4 (R1) > 5.8 (R2) \approx 5.4 (R3) > 1.5 (R4) kcal mol⁻¹, indicating that H-abstraction from the -O₂O₃H₂ group (R4) is more preferable than those from the -O₁H₁, -C₁H₃ and -C₁H₄ groups (R1-R3). Same conclusion is also derived from the energy barriers ΔE_a^\ddagger that R4 is the most favorable H-abstraction pathway (Figure S1). The difference of barrier heights can be attributed to the bond dissociation energy (BDE) of different types of bonds in HOCH₂OOH molecule. The BDE are decreased in the order of 103.7 (O₁-H₁) > 98.2 (C₁-H₃) \approx 97.4 (C₁-H₄) > 87.2 (O₃-H₂) kcal mol⁻¹, which are in good agreement with the order of barrier heights of H-abstraction reactions. As indicated by their reaction free energy values, it can be found that the exothermicity of R4 is the largest among these four H-abstraction reactions. Based on the above discussions, it is concluded that H-abstraction from the -O₂O₃H₂ group resulting in formation of HOCH₂OO radical (R4) is feasible on both thermodynamically and kinetically. If we assume that the spatial structure of RC is closed to identical in each H-abstraction reaction, it can be found that H-abstraction from -CH₂ group is competitive with that from the -OH group on HOCH₂OOH. The

result is contrary to the above-mentioned conclusion, implying that our hypothesis is incorrect.

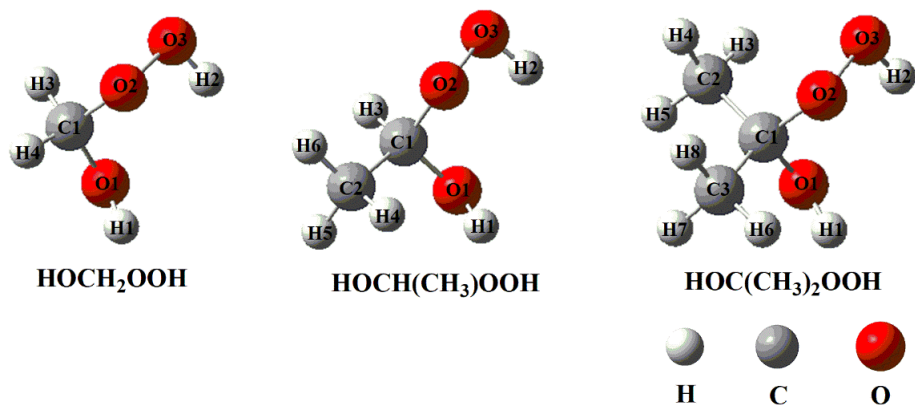


Figure 1. The structures of distinct HHPs

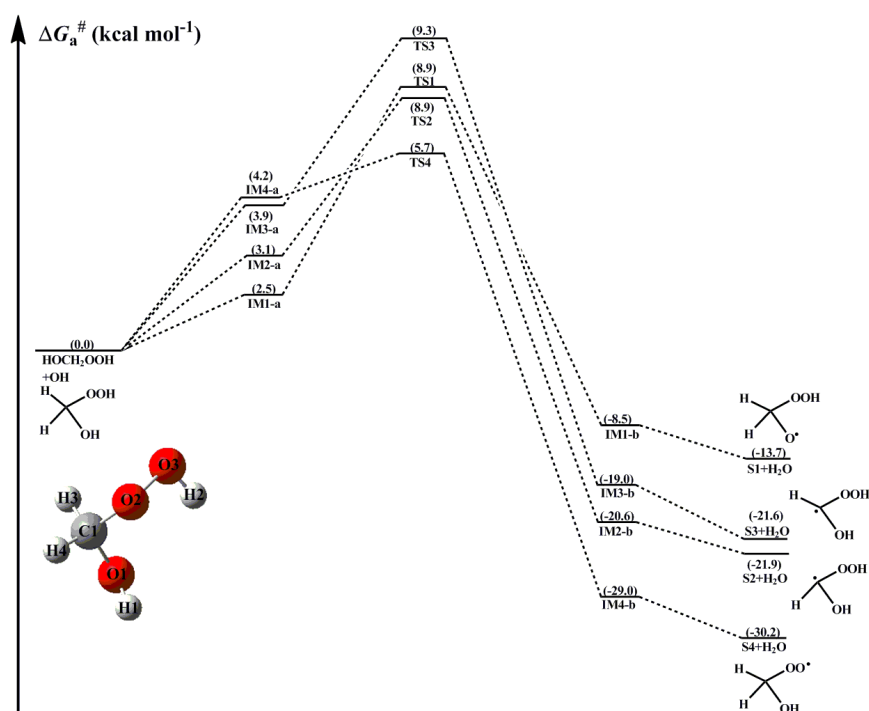


Figure 2. PES (ΔG_a^\ddagger) for the OH-initiated reactions of HOCH_2OOH from the $\text{CH}_2\text{OO} + \text{H}_2\text{O}$ reaction predicted at the M06-2X/ma-TZVP//M06-2X/6-311+G(2df,2p) level of theory (a and b represent the pre-reactive and post-reactive complexes)

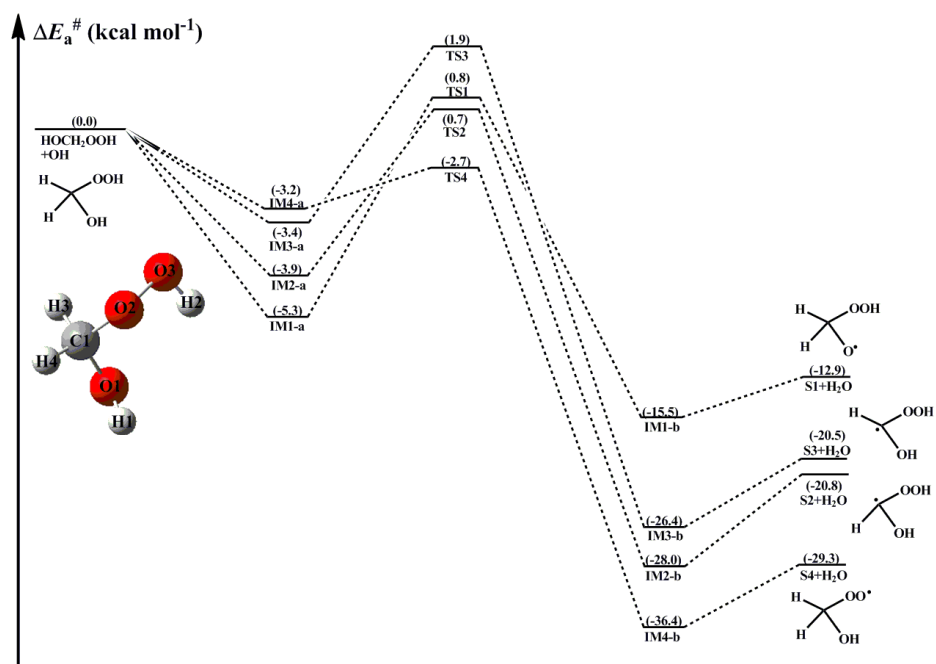


Figure S1. PES (ΔE_a^\ddagger) for the OH-initiated reactions of HOCH₂OOH from the CH₂OO + H₂O reaction predicted at the M06-2X/ma-TZVP//M06-2X/6-311+G(2df,2p) level of theory (a and b represent the pre-reactive and post-reactive complexes)

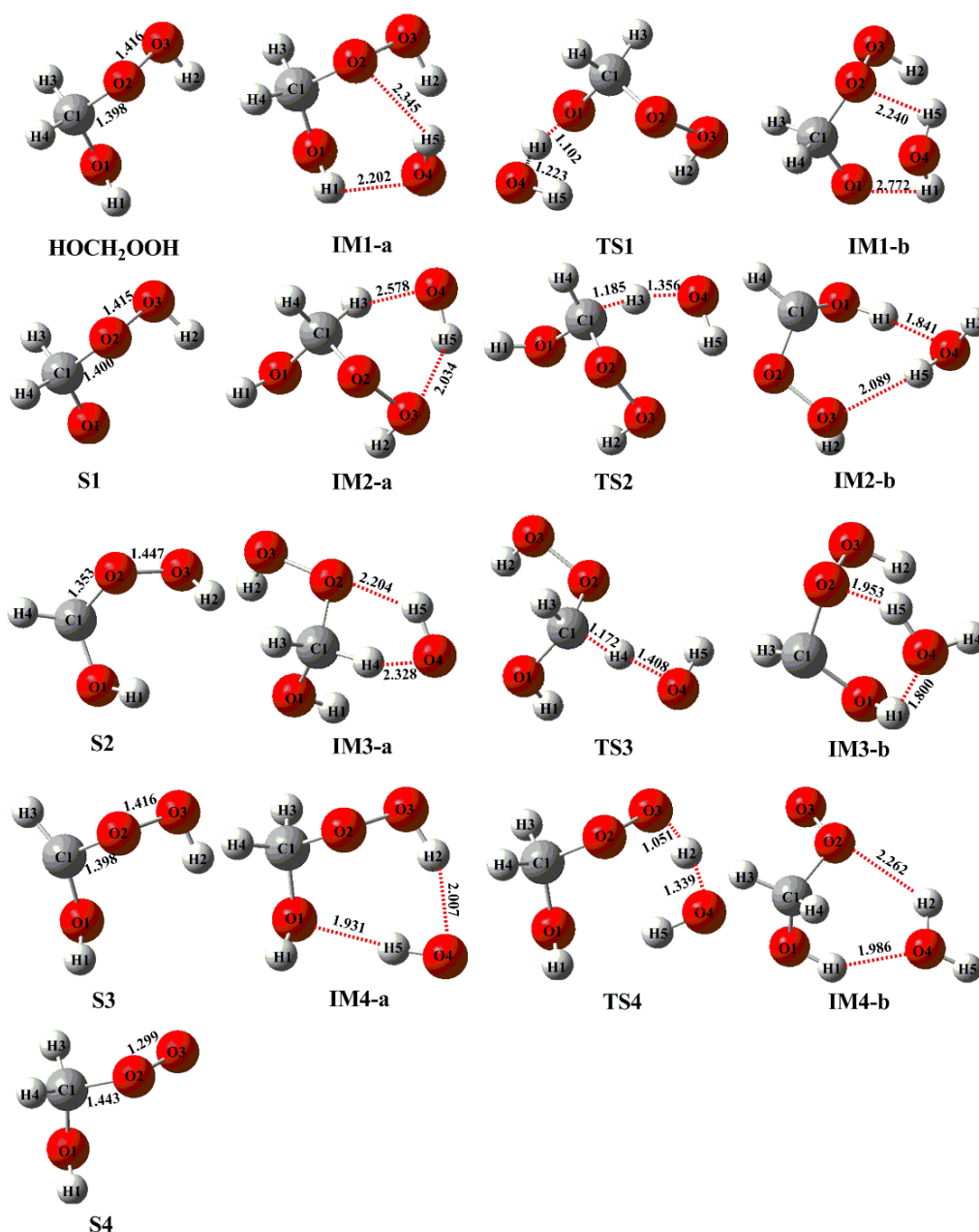


Figure S6. Geometries of all the stationary points for the initial reaction of HOCH₂OOH with OH radical optimized at the M06-2X/6-311+G(2df,2p) level of theory

Corresponding descriptions have been added in the page 10 line 253-273 of the revised manuscript:

As can be seen in Figure 2, the reaction for HOCH₂OOH with OH radical proceeds via four distinct pathways: H-abstraction from the -O₁H₁ (R1), -C₁H₃ (R2), -C₁H₄ (R3) and -O₂O₃H₂ groups (R4). For each pathway, a pre-reactive complex with a six- or seven-membered ring structure is formed in the entrance channel, which is stabilized by hydrogen bond interactions between the oxygen atom of OH radical and the abstraction hydrogen atom of HOCH₂OOH, and the remnant hydrogen atom of OH radical and one of oxygen atoms of HOCH₂OOH (Figure S6).

Then, it surmounts modest barrier that is higher in energy than the reactants to reaction. The reaction barrier ΔG_a^\ddagger are reduced in the order of 6.4 (R1) > 5.8 (R2) \approx 5.4 (R3) > 1.5 (R4) kcal mol⁻¹, indicating that H-abstraction from the -O₂O₃H₂ group (R4) is more preferable than those from the -O₁H₁, -C₁H₃ and -C₁H₄ groups (R1-R3). Same conclusion is also derived from the energy barriers ΔE_a^\ddagger that R4 is the most favorable H-abstraction pathway (Figure S1). The difference of barrier heights can be attributed to the bond dissociation energy (BDE) of different types of bonds in HOCH₂OOH molecule. The BDE are decreased in the order of 103.7 (O₁-H₁) > 98.2 (C₁-H₃) \approx 97.4 (C₁-H₄) > 87.2 (O₃-H₂) kcal mol⁻¹, which are in good agreement with the order of barrier heights of H-abstraction reactions. As indicated by their reaction free energy values, it can be found that the exothermicity of R4 is the largest among these four H-abstraction reactions. Based on the above discussions, it is concluded that H-abstraction from the -O₂O₃H₂ group resulting in formation of HOCH₂OO radical (R4) is feasible on both thermodynamically and kinetically.

3. Furthermore, it feels a bit strange that in the methylated radicals, the C-H abstraction does not play a bigger role, as seen in some older work on OH + alcohols and OH + amines. From the same previous work it seems somewhat strange that abstraction from -OH is the next likely pathway, and still no C-H abstraction. Moreover, the conclusion that one methyl group substitution does not really matter, but two groups do, seem evenly strange as the methyl groups seem to be rather in the by-stander position, and are likely to influence little on what is occurring at the C-O-OH functionality. What type of sensitivity tests were made to ensure you have found the correct pathways? The IRC computation only ensures you are connecting the right reactants with the correct products, but it does not tell if you have found the most likely pathway or not.

Response: Based on the Reviewer's suggestion, all the H-abstraction pathways included in the initiation reactions of OH radical with HOCH₂OOH, HOCH(CH₃)OOH and HOC(CH₃)₂OOH have been recalculated in the revised manuscript. Owing to our carelessness, the conclusion that two methyl groups substitutions have a significant influence on the barrier of H-abstraction from the -OOH group is incorrect in the original manuscript. In the revised manuscript, a conformer search is employed to search the stable conformers of HHPs with OH radical. Based on the structures resulting from the conformer search, the transition states of various possible

H-abstraction reactions between OH radical and distinct HHPs are located at the M06-2X/6-311+G(2df,2p) level of theory. The intrinsic reaction coordinate (IRC) calculations are performed in both directions at the M06-2X/6-311+G(2df,2p) level of theory, and then the forward and reverse IRC endpoints are optimized at the same level. The single-point calculations are performed at the M06-2X/ma-TZVP level of theory based on the M06-2X/6-311+G(2df,2p) optimized geometries. By comparing the stability of pre-reactive complex and the barrier height of transition state, the most likely manner of each H-abstraction pathway is found. The corresponding free-energy and electronic-energy PESs for the OH-initiated oxidation of HOCH₂OOH, HOCH(CH₃)OOH and HOC(CH₃)₂OOH are presented in Figures 2-4 and S1-S3 of the revised manuscript. And the geometrical structures of all the stationary points are displayed in Figures S6-S8.

A schematic PES for the atmospheric transformation of HOCH(CH₃)OOH initiated by OH radical is drawn in Figure 3. As shown in Figure 3, the reaction of OH radical with HOCH(CH₃)OOH includes six kinds of H-abstraction pathways. Each H-abstraction reaction begins with the formation of a weakly bound hydrogen bonded pre-reactive complex with a six- or seven-membered ring structure in the entrance channel (Figure S7). Then it immediately transforms into the respective product via the corresponding transition state. The ΔG_a^\ddagger of H-abstraction from the -C₁H₃ (R6) and -O₂O₃H₂ (R8) groups are 2.2 and 1.7 kcal mol⁻¹, respectively, which are about 4-5 kcal mol⁻¹ lower than those from the -O₁H₁ (R5) and -CH₃ groups (R7). The result reveals that R6 and R8 have nearly identical importance in the atmosphere. Compared with the barriers of H-abstraction at the C_α (R6) and C_β (R7) positions, it can be found that the former case is more favourable than the latter case. This conclusion is further supported by Jara-Toro's study for the reactions of OH radical with linear saturated alcohols (methanol, ethanol and n-propanol) that H-abstraction at the C_α position is predominant (Jara-Toro et al., 2017, 2018).

From Figure 4, it can be seen that H-abstraction by OH radical from HOC(CH₃)₂OOH includes eight possible H-abstraction pathways. All the H-abstraction reactions are strongly exothermic and spontaneous, signifying that they are thermodynamically feasible under atmospheric conditions. It deserves mentioning that the release of energy of R12 is significantly greater than those of R9-R11. For each H-abstraction pathway, a RC with a six- or

seven-membered ring structure is formed prior to the corresponding TS, which is more stable than the separate reactants due to the hydrogen bond interactions between $\text{HOC}(\text{CH}_3)_2\text{OOH}$ and OH radical. Then, the RC overcomes modest barrier to reaction. The ΔG_a^\ddagger of H-abstraction from the $-\text{O}_2\text{O}_3\text{H}_2$ group (R12) is $2.7 \text{ kcal mol}^{-1}$, which is the lowest among these eight H-abstraction reactions. This result again shows that the H-abstraction from the $-\text{O}_2\text{O}_3\text{H}_2$ group is the dominant pathway.

In summary, the dominant pathway is the H-abstraction from the $-\text{OOH}$ group in the initiation reactions of OH radical with HOCH_2OOH . H-abstraction from $-\text{CH}$ group is competitive with that from the $-\text{OOH}$ group in the reaction of OH radical with $\text{HOCH}(\text{CH}_3)\text{OOH}$. Compared the barriers of H-abstraction from the $-\text{OOH}$ and $-\text{CH}_2$ groups in the $\text{OH} + \text{HOCH}_2\text{OOH}$ system with that for the analogous reactions in the $\text{OH} + \text{HOCH}(\text{CH}_3)\text{OOH}$ system. It can be found that the barrier of H-abstraction from the $-\text{CH}$ group is reduced by $3.6 \text{ kcal mol}^{-1}$, whereas the barrier of H-abstraction from the $-\text{OOH}$ group is increased by $0.2 \text{ kcal mol}^{-1}$ when a methyl group substitution occurs at the C1-position of HOCH_2OOH . The dominant pathway is the H-abstraction from the $-\text{OOH}$ group in the reaction of OH radical with $\text{HOC}(\text{CH}_3)_2\text{OOH}$, and the barrier height is increased by $1.2 \text{ kcal mol}^{-1}$ compared to the $\text{OH} + \text{HOCH}_2\text{OOH}$ system. The barrier of H-abstraction from the $-\text{OOH}$ group is slightly increased as the number of methyl group is increased.

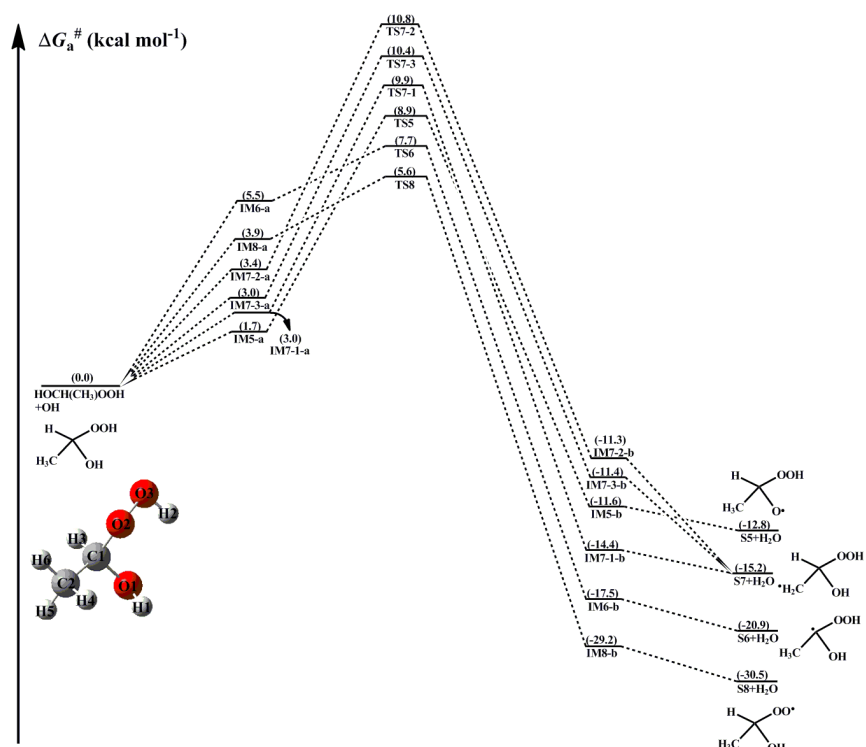


Figure 3. PES (ΔG_a^\ddagger) for the OH-initiated reactions of HOCH(CH₃)OOH from the *anti*-CH₃CHOO + H₂O reaction predicted at the M06-2X/ma-TZVP//M06-2X/6-311+G(2df,2p) level of theory

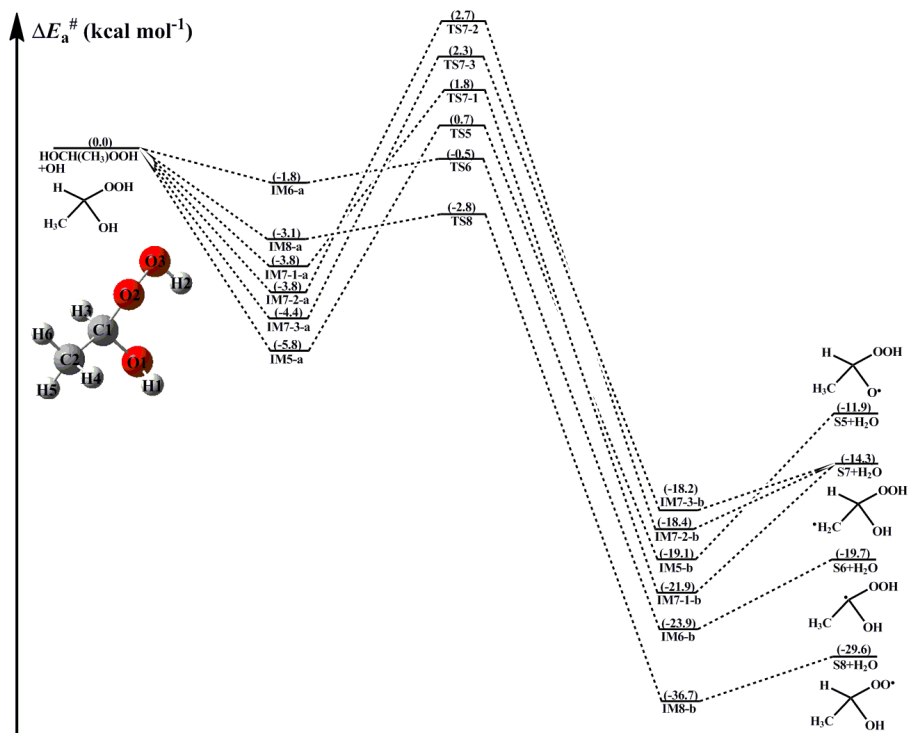


Figure S2. PES (ΔE_a^\ddagger) for the OH-initiated reactions of HOCH(CH₃)OOH from the *anti*-CH₃CHOO + H₂O reaction predicted at the M06-2X/ma-TZVP//M06-2X/6-311+G(2df,2p) level of theory (a and b represent the pre-reactive and post-reactive complexes)

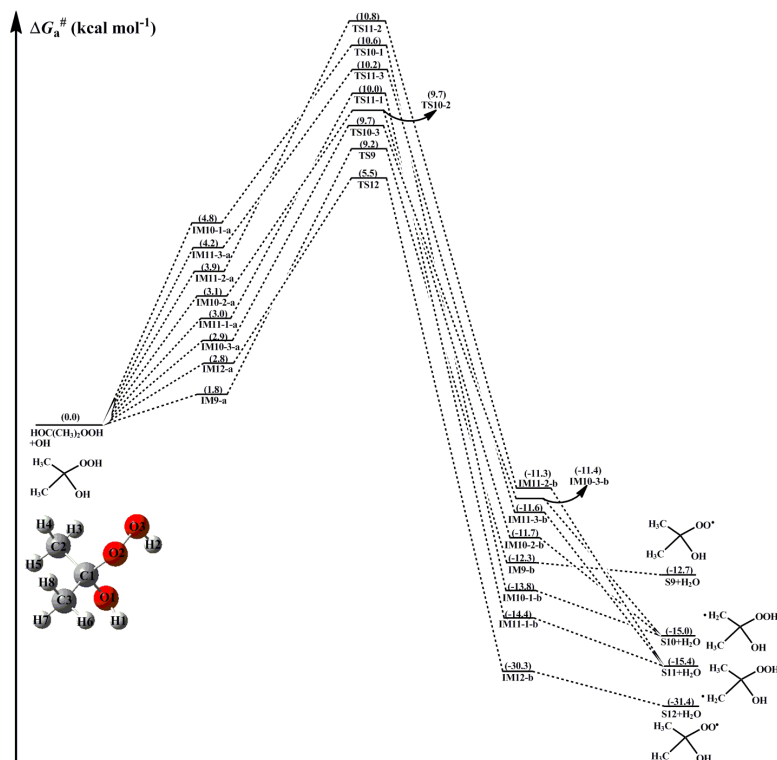


Figure 4. PES (ΔG_a^\ddagger) for the OH-initiated reactions of HOC(CH₃)₂OOH from the (CH₃)₂COO + H₂O reaction predicted at the M06-2X/ma-TZVP//M06-2X/6-311+G(2df,2p) level of theory (a and b represent the pre-reactive and post-reactive complexes)

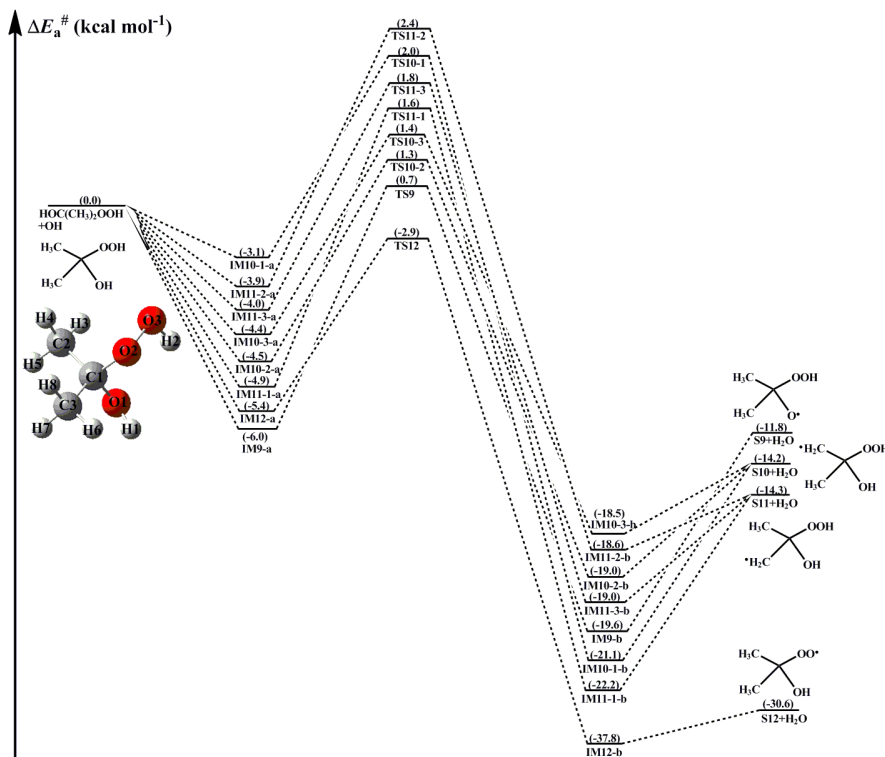


Figure S3. PES (ΔE_a^\ddagger) for the OH-initiated reactions of HOC(CH₃)₂OOH from the (CH₃)₂COO + H₂O reaction predicted at the M06-2X/ma-TZVP//M06-2X/6-311+G(2df,2p) level of theory (a and b represent the pre-reactive and post-reactive complexes)

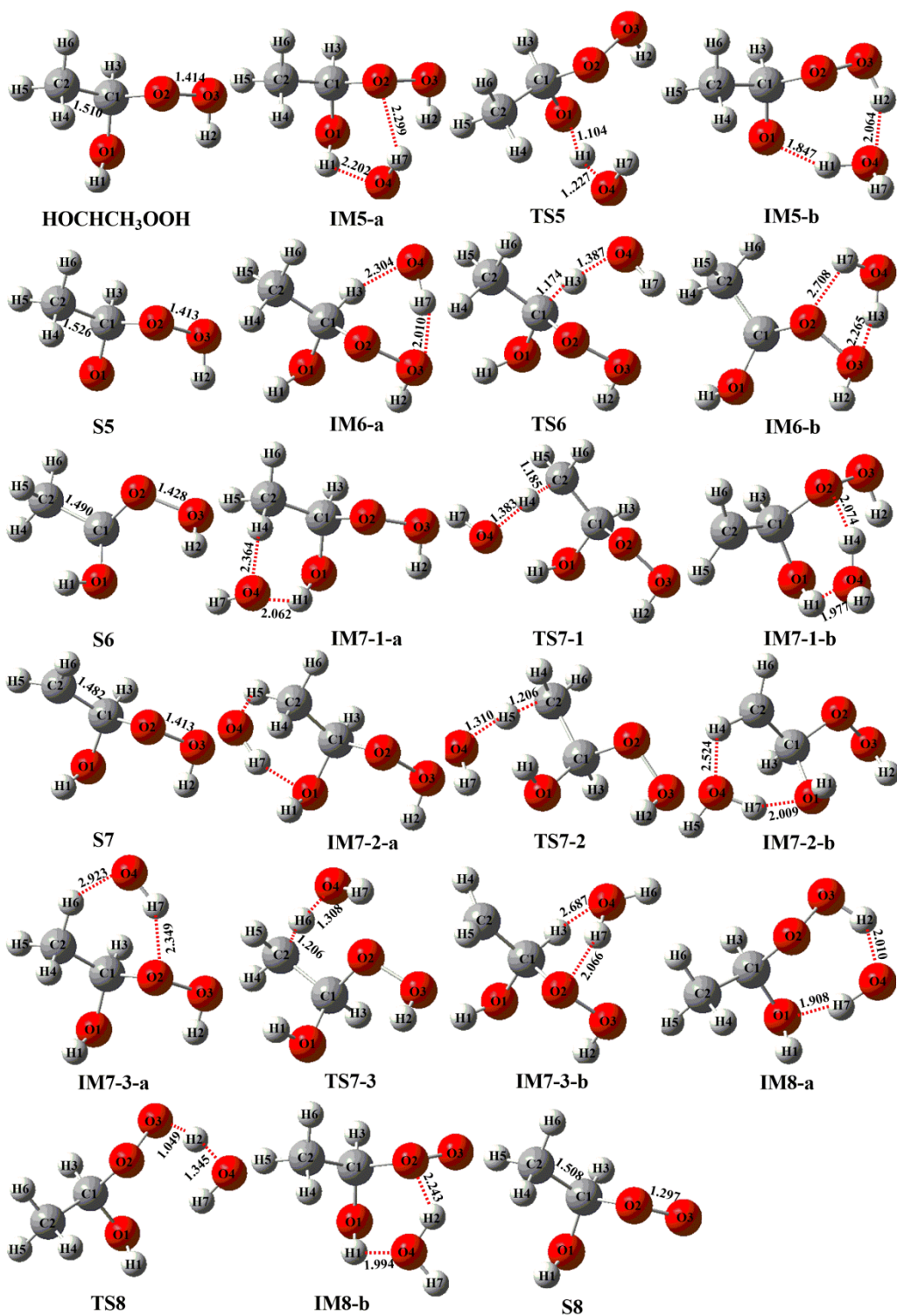
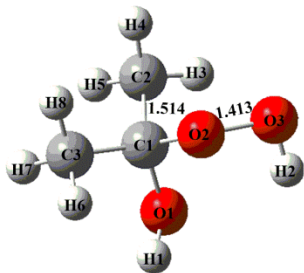
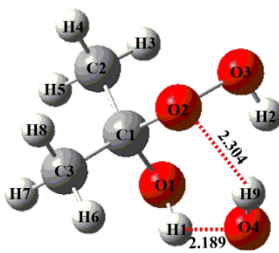


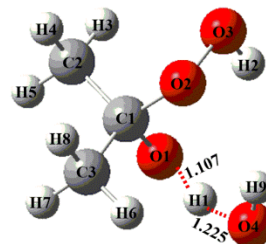
Figure S7. Geometries of all the stationary points for the initial reaction of HOCH(CH₃)OOH with OH radical optimized at the M06-2X/6-311+G(2df,2p) level of theory



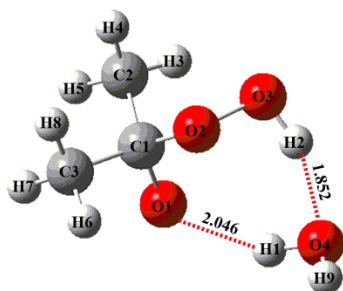
HOC(CH₃)₂OOH



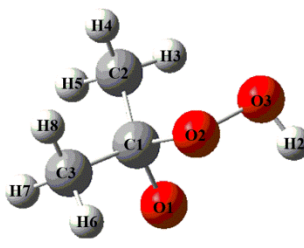
IM9-a



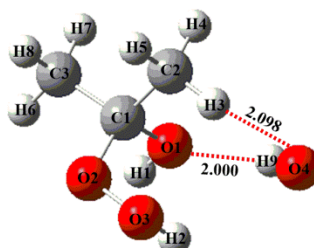
TS9



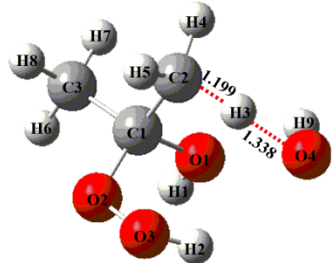
IM9-b



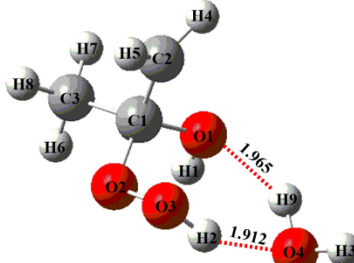
S9



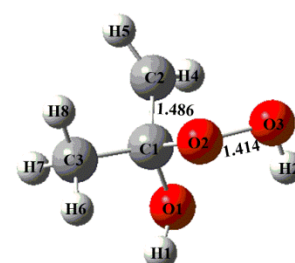
IM10-1-a



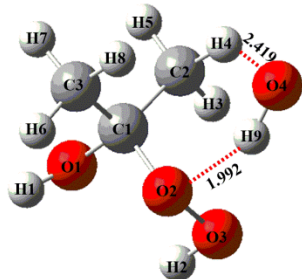
TS10-1



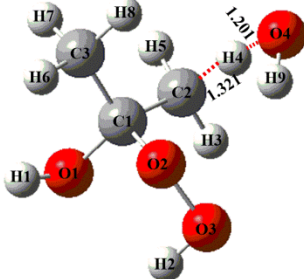
IM10-1-b



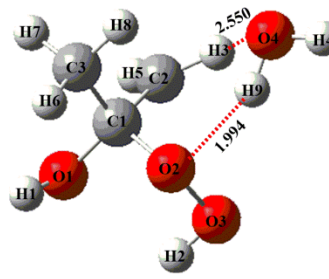
S10



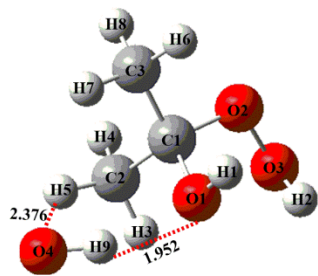
IM10-2-a



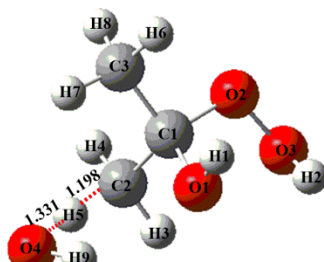
TS10-2



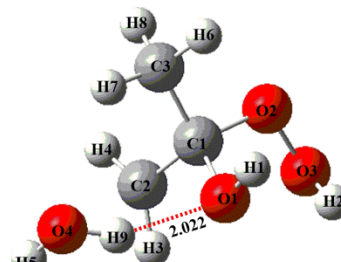
IM10-2-b



IM10-3-a



TS10-3



IM10-3-b

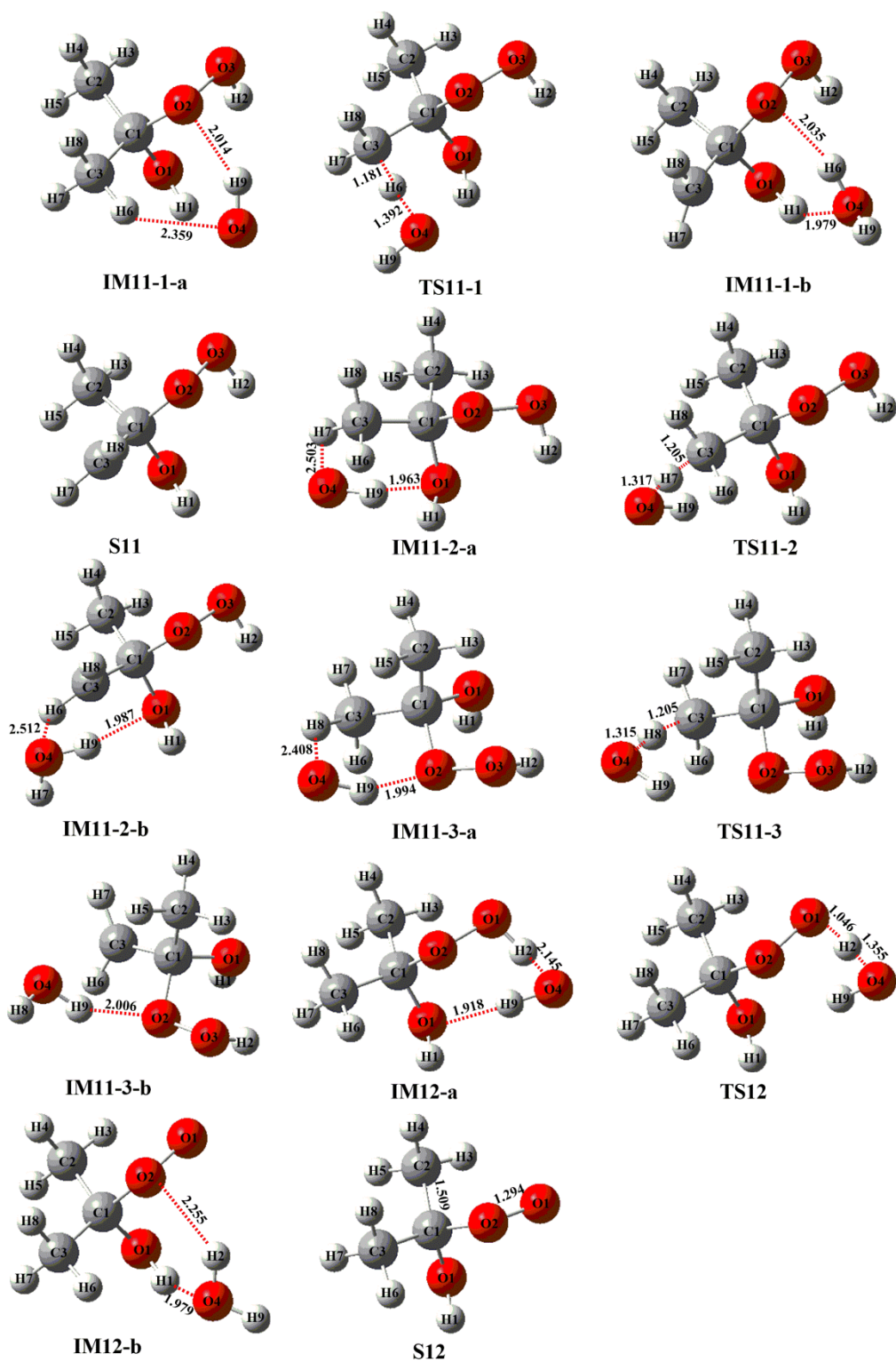


Figure S8. Geometries of all the stationary points for the initial reaction of $\text{HOC}(\text{CH}_3)_2\text{OOH}$ with OH radical optimized at the M06-2X/6-311+G(2df,2p) level of theory

Corresponding descriptions have been added in the page 10 line 274-288, page 11 line 309-320 and page 13 line 353-365 of the revised manuscript:

Considering the different reaction sites of hydrogen atoms, the atmospheric transformation of $\text{HOCH}(\text{CH}_3)\text{OOH}$ from the $\text{anti-CH}_3\text{CHOO} + \text{H}_2\text{O}$ reaction should have six types of

H-abstraction pathways as presented in Figure 3. As shown in Figure 3, each *H*-abstraction reaction begins with the formation of a weakly bound hydrogen bonded pre-reactive complex with a six- or seven-membered ring structure in the entrance channel (Figure S7). Then it immediately transforms into the respective product via the corresponding transition state. The ΔG_a^\ddagger of *H*-abstraction from the $-C_1H_3$ (R6) and $-O_2O_3H_2$ (R8) groups are 2.2 and 1.7 kcal mol⁻¹, respectively, which are ~ 4 -5 kcal mol⁻¹ lower than those from the $-O_1H_1$ (R5) and $-CH_3$ groups (R7). This result shows that R6 and R8 have nearly identical importance in the atmosphere. Compared with the barriers of *H*-abstraction at the C_α (R6) and C_β (R7) positions, it can be found that the former case is more favourable than the latter case. This conclusion is further supported by Jara-Toro's study for the reactions of OH radical with linear saturated alcohols (methanol, ethanol and *n*-propanol) that *H*-abstraction at the C_α position is predominant (Jara-Toro, R. A et al., 2017, 2018).

From Figure 4, it can be seen that *H*-abstraction from $HOC(CH_3)_2OOH$ includes eight possible *H*-abstraction pathways. All the *H*-abstraction reactions are strongly exothermic and spontaneous, signifying that they are thermodynamically feasible under atmospheric conditions. It deserves mentioning that the release of energy of R12 is significantly greater than those of R9-R11. For each *H*-abstraction pathway, a RC with a six- or seven-membered ring structure is formed prior to the corresponding TS, which is more stable than the separate reactants due to the hydrogen bond interactions between $HOC(CH_3)_2OOH$ and OH radical. Then, the RC overcomes modest barrier to reaction. The ΔG_a^\ddagger of *H*-abstraction from the $-O_2O_3H_2$ group (R12) is 2.7 kcal mol⁻¹, which is the lowest among these eight *H*-abstraction reactions. This result again shows that the *H*-abstraction from the $-O_2O_3H_2$ group is the dominant pathway.

In summary, the dominant pathway is the *H*-abstraction from the $-OOH$ group in the initiation reactions of OH radical with $HOCH_2OOH$. *H*-abstraction from $-CH$ group is competitive with that from the $-OOH$ group in the reaction of OH radical with $HOCH(CH_3)OOH$. Compared the barriers of *H*-abstraction from the $-OOH$ and $-CH_2$ groups in the $OH + HOCH_2OOH$ system with that for the analogous reactions in the $OH + HOCH(CH_3)OOH$ system. It can be found that the barrier of *H*-abstraction from the $-CH$ group is reduced by 3.6 kcal mol⁻¹, whereas the barrier of *H*-abstraction from the $-OOH$ group is increased by 0.2 kcal mol⁻¹ when a methyl group substitution occurs at the C1-position of $HOCH_2OOH$. The dominant pathway is the

H-abstraction from the -OOH group in the reaction of OH radical with HOC(CH₃)₂OOH, and the barrier height is increased by 1.2 kcal mol⁻¹ compared to the OH + HOCH₂OOH system. The barrier of H-abstraction from the -OOH group is slightly increased as the number of methyl group is increased.

4. Figures: Symbol fonts should be increased in all figures showing potential energy surfaces. Currently they are in many places unreadable. Moreover, the molecular figures are too small to follow the mechanism from the figures with this symbolism. To make matters worse, it is difficult to see what peroxy radicals are reacting to make the tetroxides in the figures, and there is no help from the captions. There must be a better way to make these readable. The easiest way is to split the figures in parts (i.e., Figure 3 becomes, for example, Figures 3a to 3c) and at the same time considerably increase the amount of text in the captions.

Response: Based on the Reviewer's suggestion, the symbol fonts and molecular structures in all figures have been redrawn in the revised manuscript. For clarity, the 2D drawings of some important species are labeled in the PESs of the initiation reactions of OH radical with HOCH₂OOH, HOCH(CH₃)OOH and HOC(CH₃)₂OOH (Figures 2-4 and S1-S3). And the optimized geometries of all the stationary points are displayed in Figures S6-S8. The PESs of the self-reactions of HOCH₂OO and HOCH(CH₃)OO radicals are divided into two parts (Figures 5a and 5b, Figures 6a and 6b). And the captions of all figures are reworded in the revised manuscript.

5. Figure 2 caption: Far more details of this figure should be included. Currently I am having very hard time understanding it based on the manuscript text. Why, for example, the RC is uphill in energy although you go from separated reactants into a pre-reactive (=favorable binding) complex? Currently the caption does not help.

Response: Based on the Reviewer's suggestion, the original Figure 2 has been divided into three figures in the revised manuscript. The free energy and electronic energy PESs for the initiation reactions of OH radical with HOCH₂OOH, HOCH(CH₃)OOH and HOC(CH₃)₂OOH are presented in Figures 2-4 and S1-S3, respectively. The energy of pre-reactive complex is higher than that of the separate reactants when the free energies are used to construct the PES. The energy of pre-reactive complex is lower than that of the separate reactants when the electronic energies

are employed to build the PES. The change in the position of pre-reactive complex relative to the initial reactants is due to the contribution of entropy effect in the free energy.

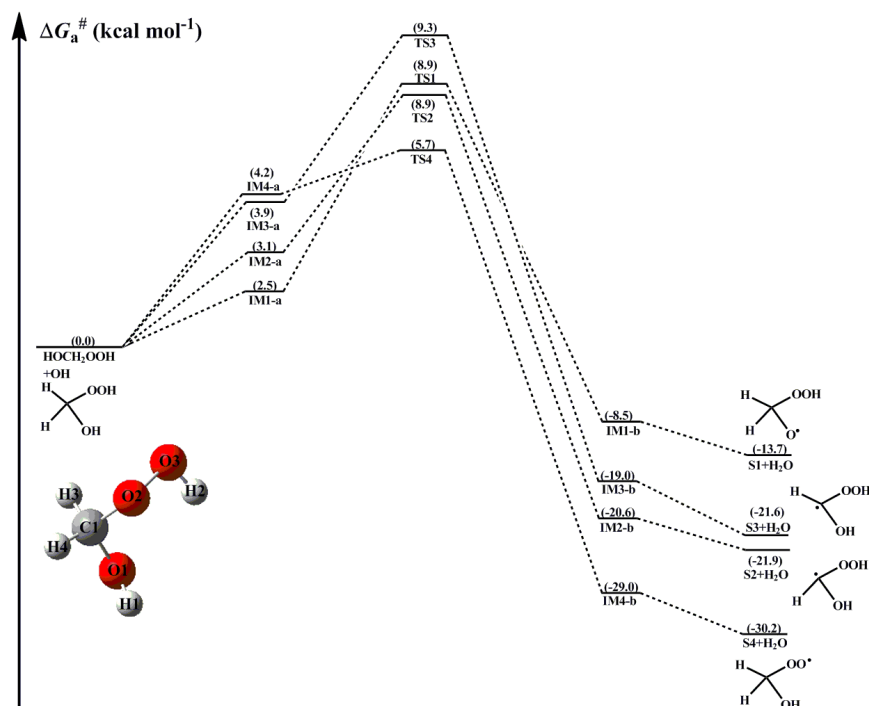


Figure 2. PES (ΔG_a^\ddagger) for the OH-initiated reactions of HOCH₂OOH from the CH₂OO + H₂O reaction predicted at the M06-2X/ma-TZVP//M06-2X/6-311+G(2df,2p) level of theory (a and b represent the pre-reactive and post-reactive complexes)

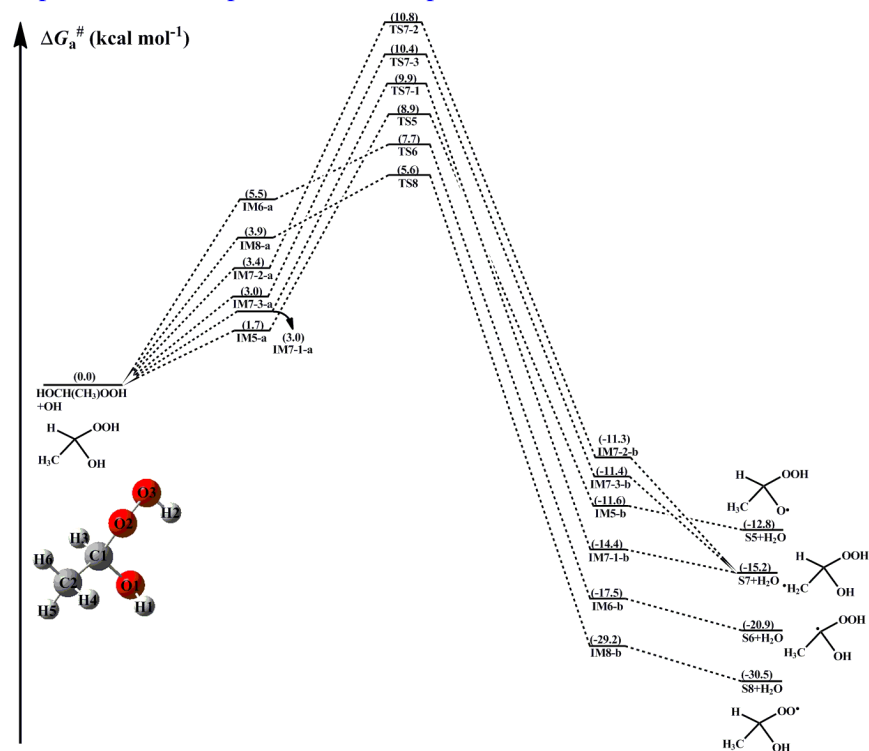


Figure 3. PES (ΔG_a^\ddagger) for the OH-initiated reactions of HOCH(CH₃)OOH from the *anti*-CH₃CHOO + H₂O reaction predicted at the M06-2X/ma-TZVP//M06-2X/6-311+G(2df,2p) level of theory (a and b represent the pre-reactive and post-reactive complexes)

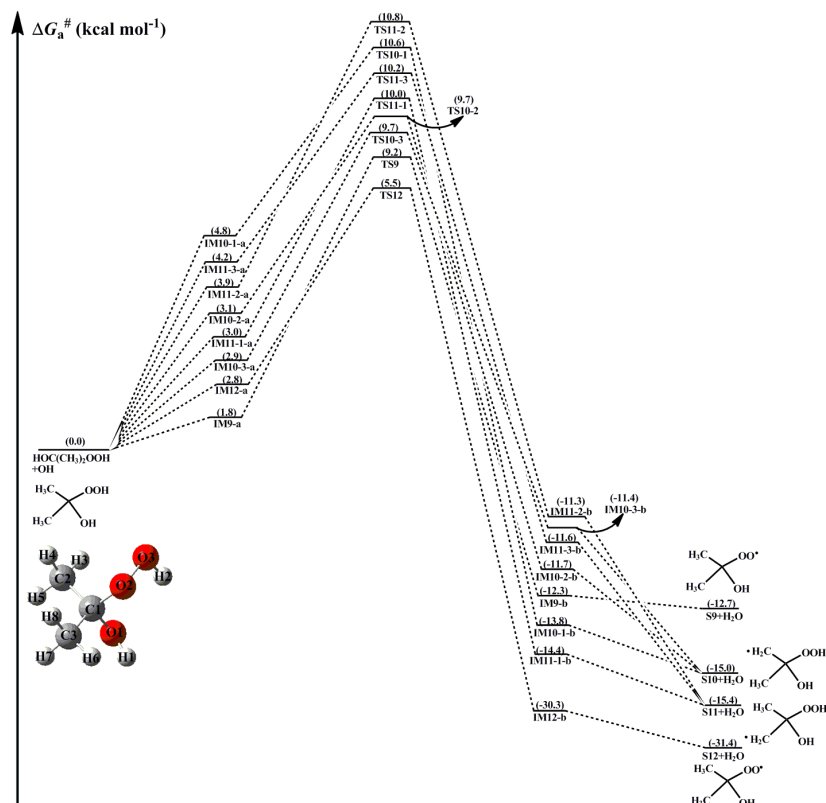


Figure 4. PES (ΔG_a^\ddagger) for the OH-initiated reactions of HOC(CH₃)₂OOH from the (CH₃)₂COO + H₂O reaction predicted at the M06-2X/ma-TZVP//M06-2X/6-311+G(2df,2p) level of theory (a and b represent the pre-reactive and post-reactive complexes)

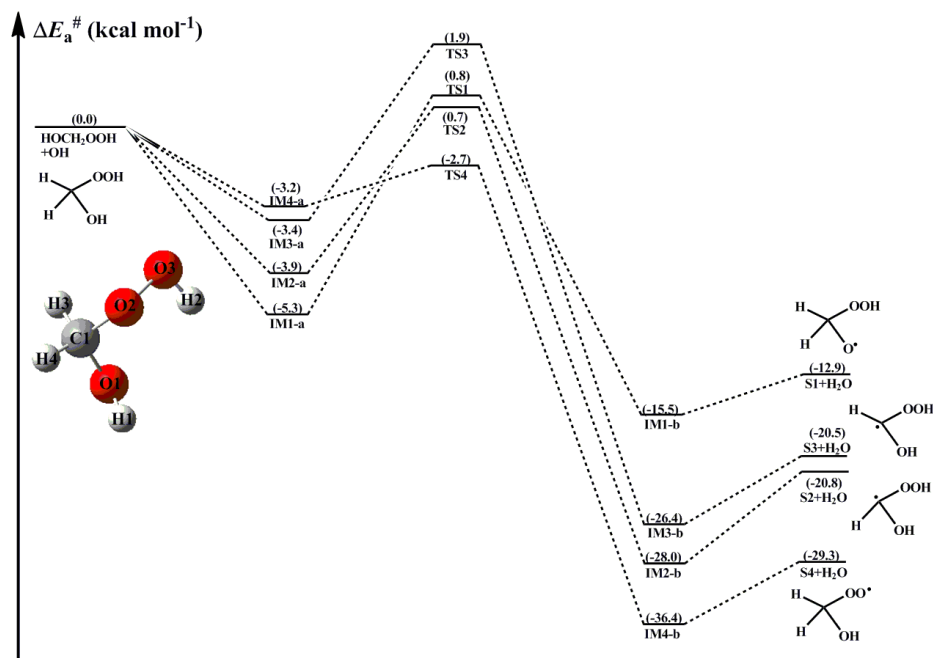


Figure S1. PES (ΔE_a^\ddagger) for the OH-initiated reactions of HOCH₂OOH from the CH₂OO + H₂O reaction predicted at the M06-2X/ma-TZVP//M06-2X/6-311+G(2df,2p) level of theory (a and b represent the pre-reactive and post-reactive complexes)

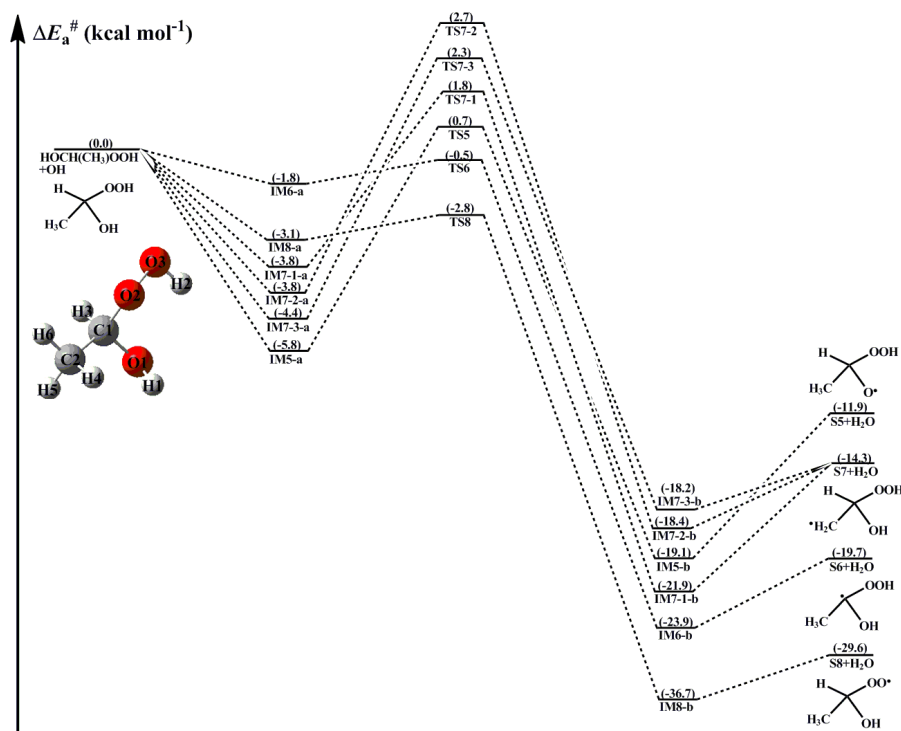


Figure S2. PES (ΔE_a^\ddagger) for the OH-initiated reactions of HOCH(CH₃)OOH from the *anti*-CH₃CHOO + H₂O reaction predicted at the M06-2X/ma-TZVP//M06-2X/6-311+G(2df,2p) level of theory (a and b represent the pre-reactive and post-reactive complexes)

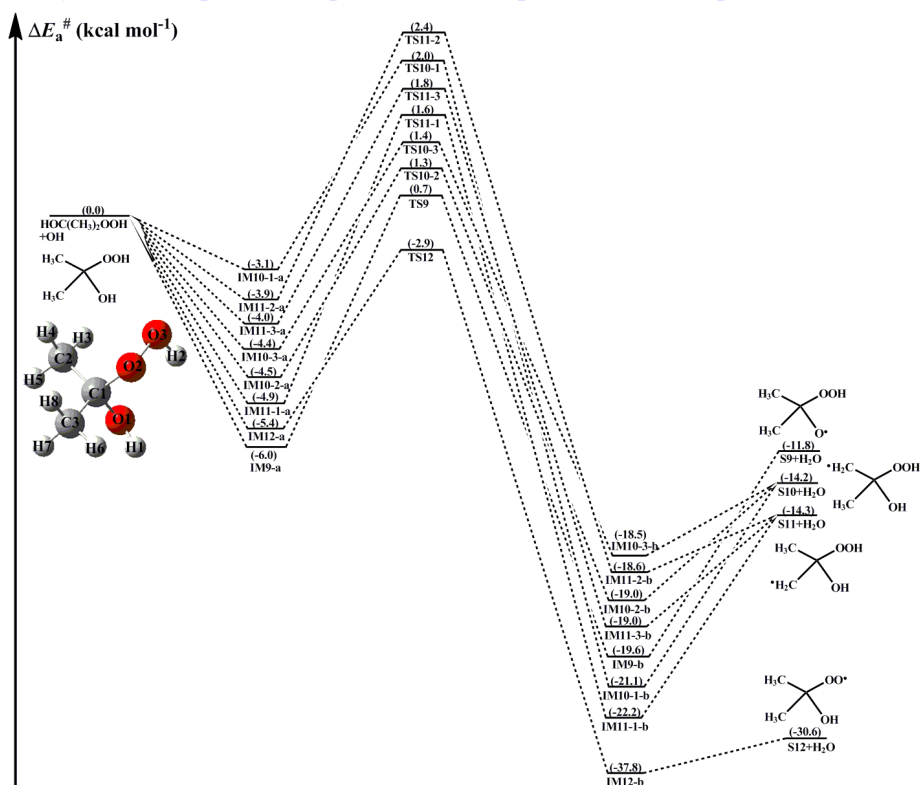


Figure S3. PES (ΔE_a^\ddagger) for the OH-initiated reactions of HOC(CH₃)₂OOH from the (CH₃)₂COO + H₂O reaction predicted at the M06-2X/ma-TZVP//M06-2X/6-311+G(2df,2p) level of theory (a and b represent the pre-reactive and post-reactive complexes)

6 Although the message comes “mostly clear” throughout the text, the text should be language edited. Again, I do understand it quite well being a non-native speaker, but I assume native speakers will not agree with me.

Response: Based on the Reviewer’s suggestion, the revised manuscript has been corrected carefully, and the sentences and grammar have been proofread detailedly by some native English speakers.

7 Hydroxyalkyl hydroperoxides (HHPs) are formed in several other reactions too, especially in OH addition initiation with subsequent HO₂ termination. This could be mentioned in the intro too.

Response: Based on the Reviewer’s suggestion, the HHPs formed from the initiation OH-addition with subsequent HO₂-termination reactions have been added in the Introduction of the revised manuscript. Hydroxyalkyl hydroperoxides (HHPs), formed in the reactions of Criegee intermediates (CIs) with water vapour and in the initiation OH-addition with subsequent HO₂-termination reactions, play important roles in the formation of secondary organic aerosol (SOA).

Corresponding descriptions have been revised in the page 3 line 58-61 of the revised manuscript:

Hydroxyalkyl hydroperoxides (HHPs), formed in the reactions of Criegee intermediates (CIs) with water vapour and in the initiation OH-addition with subsequent HO₂-termination reactions, play important roles in the formation of secondary organic aerosol (SOA) (Qiu et al., 2019; Kumar et al., 2014).

8 Line 69: What is the difference between vapor pressure and volatility?

Response: In general, at a given temperature, the higher the saturated vapor pressure of compound, the stronger the volatility. At different temperatures, the saturated vapor pressure of the same compound is different. HHPs, due to the presence of both hydroxyl and perhydroxy moieties, have relatively low volatility contributing substantially to the formation of SOA.

Corresponding descriptions have been revised in the page 3 line 76-78 of the revised manuscript:

HHPs, due to the presence of both hydroxyl and perhydroxy moieties, have relatively low

volatility contributing substantially to the formation of SOA (Qiu et al., 2019).

9 In the Abstract, please reword the following sentence: “In urban environments, the rate-limiting step is the hydrogen abstraction by O₂ in the processes of HOCH₂OO radical reaction with NO, while it becomes the O-O bond scission when one or two methyl substitutions occur at the C1-position of HOCH₂OO radical.” I think I know what this means, but I can’t be sure.

Response: Based on the Reviewer’s suggestion, the mentioned sentence has been reworded as “In urban environments, reaction with O₂ forming formic acid and HO₂ radical is the dominant removal pathway for HOCH₂O radical formed from the reaction of HOCH₂OO radical with NO. The β-site C-C bond scission is the dominate pathway in the dissociation of HOCH(CH₃)O and HOC(CH₃)₂O radicals formed from the HOCH(CH₃)OO· + NO and HOC(CH₃)₂OO· + NO reactions.”

Corresponding descriptions have been revised in the page 2 line 48-536 of the revised manuscript:

In urban environments, reaction with O₂ forming formic acid and HO₂ radical is the dominant removal pathway for HOCH₂O radical formed from the reaction of HOCH₂OO radical with NO. The β-site C-C bond scission is the dominate pathway in the dissociation of HOCH(CH₃)O and HOC(CH₃)₂O radicals formed from the HOCH(CH₃)OO· + NO and HOC(CH₃)₂OO· + NO reactions.

10 The sentence: “Previous literatures have been confirmed that the energies obtained from unrestricted DFT are comparable to the multi-reference CASSCF method (Lee et al., 2016; Bach et al., 2005).” seems to indicate that “unrestricted DFT” gives similar results to “CASSCF”. Is this really the case, and why it is so? Does not the choice of active space factor in?

Response: The tetroxide intermediate formed from the self-reaction of RO₂ radical proceeds through the asymmetric two step O-O bond scission to produce a caged tetroxide intermediate of overall singlet multiplicity comprising two same-spin alkoxy radicals (spin down) and triplet oxygen (spin up). This type of reaction mechanism can be described by the broken symmetry unrestricted DFT (UDFT) and multi-reference CASSCF methods (Lee et al., 2016; Bach et al., 2005). Previous studies have demonstrated that the UDFT method is suitable to identify the

metastable singlet caged radical complex minimum and is successfully located the transition states of O-O bond homolysis, and the energies are comparable to the more accurate and expensive CASSCF method (Lee et al., 2016; Bach et al., 2005). In the present study, the UDFT method is selected to study the asymmetric O-O bond scission and represents a compromise between the computational accuracy and efficiency. The broken symmetry UM06-2X method is applied to generate the initial guesses of the tetroxide intermediate and transition state geometries with mixed HOMO and LUMO ($S^2 \approx 1$) by using the guess = mix keyword. The single-point energies are refined at the UM06-2X/ma-TZVP level of theory.

Corresponding descriptions have been revised in the page 6 line 155-170 of the revised manuscript:

The tetroxide intermediate formed from the self-reaction of RO₂ radical proceeds through the asymmetric two step O-O bond scission to produce a caged tetroxide intermediate of overall singlet multiplicity comprising two same-spin alkoxy radicals (spin down) and triplet oxygen (spin up). This type of reaction mechanism can be described by the broken symmetry unrestricted DFT (UDFT) and multi-reference CASSCF methods (Lee et al., 2016; Bach et al., 2005). Previous studies have demonstrated that the UDFT method is suitable to identify the metastable singlet caged radical complex minimum and is successfully located the transition states of O-O bond homolysis, and the energies are comparable to the more accurate and expensive CASSCF method (Lee et al., 2016; Bach et al., 2005). In the present study, the UDFT method is selected to study the asymmetric O-O bond scission and represents a compromise between the computational accuracy and efficiency. The broken symmetry UM06-2X/6-311+G(2df,2p) method is applied to generate the initial guesses of the tetroxide intermediate and transition state geometries with mixed HOMO and LUMO ($S^2 \approx 1$) by using the guess = mix keyword. The single-point energies are refined at the UM06-2X/ma-TZVP level of theory.

11 Please embed figures into text. It helps no one if they are positioned after the text.

Response: Based on the Reviewer's suggestion, all figures have been embedded into the revised manuscript.

12 Why is there four reactions in Figure 2, although there are 3 title reactions handled in the paper?

In fact, the fourth option is hinted in the text “Considering the different chemical environments of hydrogen atoms, the atmospheric transformation of HHPs initiated by OH radical should have four types of H-abstraction pathways as presented in Figure 2.” but I did not observe an explanation what is meant by it. In any case it would be good to break the Figure 2 into several separate figures - one for each reaction.

Response: Based on the Reviewer’s suggestion, the Figure 2 has been divided into three separate figures in the revised manuscript. The free-energy PESs for the initiation reactions of OH radical with HOCH₂OOH, HOCH(CH₃)OOH and HOC(CH₃)₂OOH are presented in Figures 2-4, respectively. As can be seen in Figure 2, the reaction for HOCH₂OOH with OH radical proceeds via four distinct pathways: H-abstraction from the -O₁H₁ (R1), -C₁H₃ (R2), -C₁H₄ (R3) and -O₂O₃H₂ groups (R4). For each pathway, a pre-reactive complex with a six- or seven-membered ring structure is formed in the entrance channel, which is stabilized by hydrogen bond interactions between the oxygen atom of OH radical and the abstraction hydrogen atom of HOCH₂OOH, and the remnant hydrogen atom of OH radical and one of oxygen atoms of HOCH₂OOH. Then, it surmounts modest barrier that is higher in energy than the reactants to reaction. The reaction barrier ΔG_a^\ddagger are reduced in the order of 6.4 (R1) > 5.8 (R2) \approx 5.4 (R3) > 1.5 (R4) kcal mol⁻¹, indicating that H-abstraction from the -O₂O₃H₂ group (R4) is more preferable than those from the -O₁H₁, -C₁H₃ and -C₁H₄ groups (R1-R3). The difference of barrier heights can be attributed to the bond dissociation energy (BDE) of different types of bonds in HOCH₂OOH molecule. The BDE are decreased in the order of 103.7 (O₁-H₁) > 98.2 (C₁-H₃) \approx 97.4 (C₁-H₄) > 87.2 (O₃-H₂) kcal mol⁻¹, which are in good agreement with the order of barrier heights of distinct H-abstraction reactions. As indicated by their reaction free energy values, it can be found that the exothermicity of R4 is the largest among these four H-abstraction reactions. Based on the above discussions, it is concluded that H-abstraction from the -O₂O₃H₂ group resulting in formation of HOCH₂OO radical (R4) is feasible on both thermodynamically and kinetically.

Considering the different reaction sites of hydrogen atoms, the atmospheric transformation of HOCH(CH₃)OOH from the *anti*-CH₃CHOO + H₂O reaction should have six types of H-abstraction pathways as presented in Figure 3. As shown in Figure 3, each H-abstraction reaction begins with the formation of a weakly bound hydrogen bonded pre-reactive complex with a six- or seven-membered ring structure in the entrance channel. Then it immediately transforms

into the respective product via the corresponding transition state. The $\overline{\Delta G_a^\ddagger}$ of H-abstraction from the $-C_1H_3$ (R6) and $-O_2O_3H_2$ (R8) groups are 2.2 and 1.7 kcal mol⁻¹, respectively, which are ~ 4-5 kcal mol⁻¹ lower than those of R5 and R7. This result shows that R6 and R8 have nearly identical importance in the atmosphere. Compared with the barriers of H-abstraction at the C_α (R6) and C_β (R7) positions, it can be found that the former case is more favourable than the latter case. This conclusion is further supported by Jara-Toro's study for the reactions of OH radical with linear saturated alcohols (methanol, ethanol and n-propanol) that H-abstraction at the C_α position is predominant (Jara-Toro et al., 2017, 2018).

From Figure 4, it can be seen that H-abstraction from $HOC(CH_3)_2OOH$ includes eight possible pathways. All the H-abstraction reactions are strongly exothermic and spontaneous, signifying that they are thermodynamically feasible under atmospheric conditions. It deserves mentioning that the release of energy of R12 is significantly greater than those of R9-R11. For each H-abstraction pathway, a RC with a six- or seven-membered ring structure is formed prior to the corresponding TS, which is more stable than the separate reactants due to the hydrogen bond interactions between $HOC(CH_3)_2OOH$ and OH radical. Then, the RC overcomes modest barrier to reaction. The $\overline{\Delta G_a^\ddagger}$ of H-abstraction from the $-O_2O_3H_2$ group (R12) is 2.7 kcal mol⁻¹, which is the lowest among these eight H-abstraction reactions. This result again shows that the H-abstraction from the $-O_2O_3H_2$ group leading to the formation of $HOC(CH_3)_2OO$ radical is the dominant pathway.

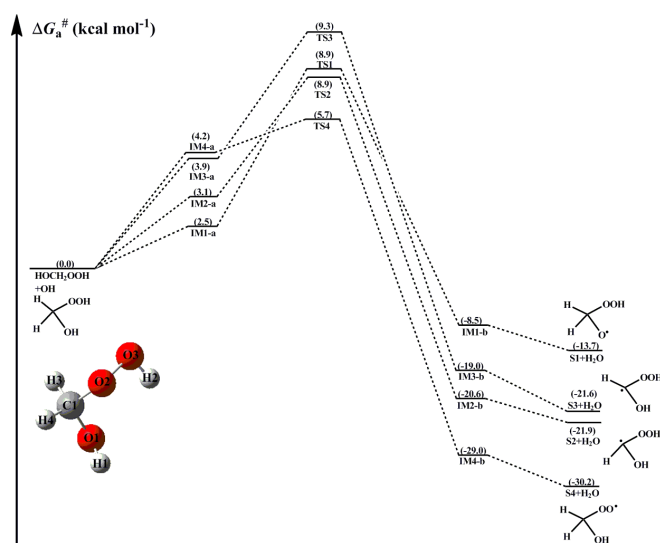


Figure 2. PES (ΔG_a^\ddagger) for the OH-initiated reactions of HOCH₂OOH from the CH₂OO + H₂O reaction predicted at the M06-2X/ma-TZVP//M06-2X/6-311+G(2df,2p) level of theory (a and b represent the pre-reactive and post-reactive complexes)

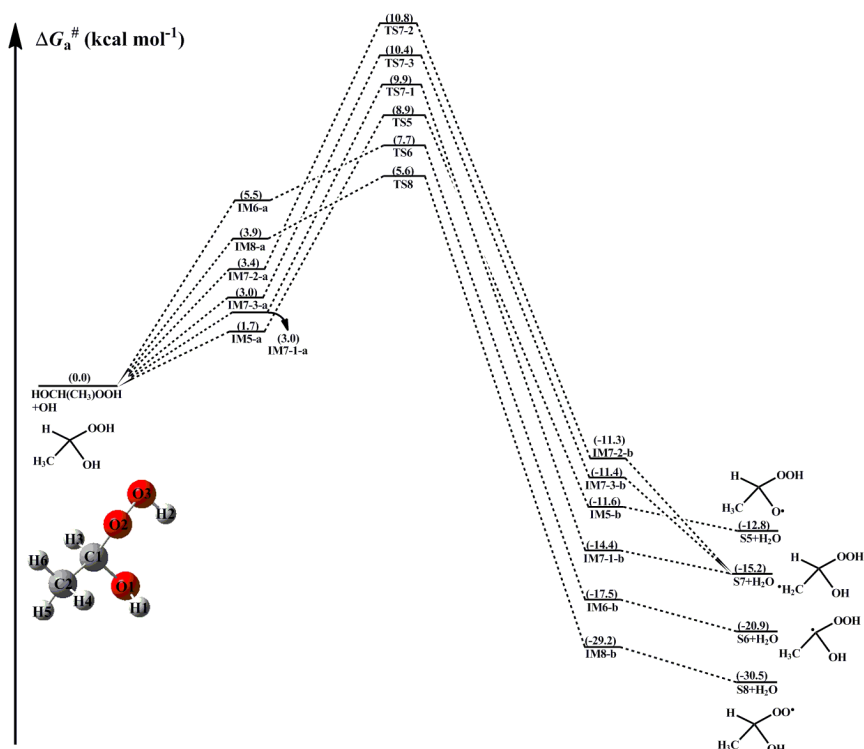


Figure 3. PES (ΔG_a^\ddagger) for the OH-initiated reactions of HOCH(CH₃)OOH from the *anti*-CH₃CHOO + H₂O reaction predicted at the M06-2X/ma-TZVP//M06-2X/6-311+G(2df,2p) level of theory (a and b represent the pre-reactive and post-reactive complexes)

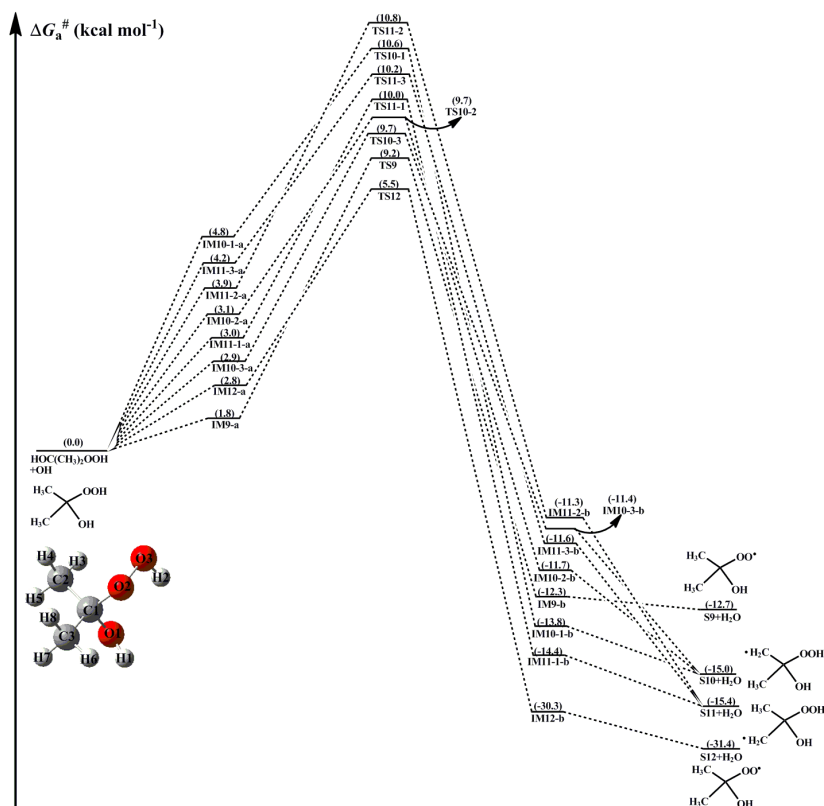


Figure 4. PES (ΔG_a^\ddagger) for the OH-initiated reactions of HOC(CH₃)₂OOH from the (CH₃)₂COO + H₂O reaction predicted at the M06-2X/ma-TZVP//M06-2X/6-311+G(2df,2p) level of theory (a and b represent the pre-reactive and post-reactive complexes)

Corresponding descriptions have been revised in the page 10 line 253-280, page 11 line 281-288 and page 12 line 309-320 of the revised manuscript:

As can be seen in Figure 2, the reaction for HOCH₂OOH with OH radical proceeds via four distinct pathways: H-abstraction from the -O₁H₁ (R1), -C₁H₃ (R2), -C₁H₄ (R3) and -O₂O₃H₂ groups (R4). For each pathway, a pre-reactive complex with a six- or seven-membered ring structure is formed in the entrance channel, which is stabilized by hydrogen bond interactions between the oxygen atom of OH radical and the abstraction hydrogen atom of HOCH₂OOH, and the remnant hydrogen atom of OH radical and one of oxygen atoms of HOCH₂OOH. Then, it surmounts modest barrier that is higher in energy than the reactants to reaction. The reaction barrier ΔG_a^\ddagger are reduced in the order of 6.4 (R1) > 5.8 (R2) \approx 5.4 (R3) > 1.5 (R4) kcal mol⁻¹, indicating that H-abstraction from the -O₂O₃H₂ group (R4) is more preferable than those from the -O₁H₁, -C₁H₃ and -C₁H₄ groups (R1-R3). The difference of barrier heights can be attributed to the bond dissociation energy (BDE) of different types of bonds in HOCH₂OOH molecule. The BDE are decreased in the order of 103.7 (O₁-H₁) > 98.2 (C₁-H₃) \approx 97.4 (C₁-H₄) > 87.2 (O₃-H₂) kcal mol⁻¹, which are in good agreement with the order of barrier heights of distinct H-abstraction reactions. As indicated by their reaction free energy values, it can be found that the exothermicity of R4 is the largest among these four H-abstraction reactions. Based on the above discussions, it is concluded that H-abstraction from the -O₂O₃H₂ group resulting in formation of HOCH₂OO radical (R4) is feasible on both thermodynamically and kinetically.

Considering the different reaction sites of hydrogen atoms, the atmospheric transformation of HOCH(CH₃)OOH from the anti-CH₃CHOO + H₂O reaction should have six types of H-abstraction pathways as presented in Figure 3. As shown in Figure 3, each H-abstraction reaction begins with the formation of a weakly bound hydrogen bonded pre-reactive complex with a six- or seven-membered ring structure in the entrance channel. Then it immediately transforms into the respective product via the corresponding transition state. The ΔG_a^\ddagger of H-abstraction from the -C₁H₃ (R6) and -O₂O₃H₂ (R8) groups are 2.2 and 1.7 kcal mol⁻¹, respectively, which are ~ 4-5 kcal mol⁻¹ lower than those of R5 and R7. This result shows that R6 and R8 have nearly identical importance in the atmosphere. Compared with the barriers of H-abstraction at the C_α (R6) and C_β (R7) positions, it can be found that the former case is more favourable than the latter case. This conclusion is further supported by Jara-Toro's study for the reactions of OH radical with linear

saturated alcohols (methanol, ethanol and n-propanol) that H-abstraction at the C_α position is predominant (Jara-Toro et al., 2017, 2018).

From Figure 4, it can be seen that H-abstraction from HOC(CH₃)₂OOH includes eight possible pathways. All the H-abstraction reactions are strongly exothermic and spontaneous, signifying that they are thermodynamically feasible under atmospheric conditions. It deserves mentioning that the release of energy of R12 is significantly greater than those of R9-R11. For each H-abstraction pathway, a RC with a six- or seven-membered ring structure is formed prior to the corresponding TS, which is more stable than the separate reactants due to the hydrogen bond interactions between HOC(CH₃)₂OOH and OH radical. Then, the RC overcomes modest barrier to reaction. The ΔG_a^\ddagger of H-abstraction from the -O₂O₃H₂ group (R12) is 2.7 kcal mol⁻¹, which is the lowest among these eight H-abstraction reactions. This result again shows that the H-abstraction from the -O₂O₃H₂ group leading to the formation of HOC(CH₃)₂OO radical is the dominant pathway.

13 The following statement:” pseudo-first-order rate constant k'_{HO_2} of $\sim 10^{-2} s^{-1}$ in the forest environments” is completely condition dependent and cannot be represented by a single value. A range of values would be equally ambiguous, yet still better.

Response: Based on the Reviewer’s suggestion, the range of pseudo-first-order rate constant k'_{HO_2} is given in the revised manuscript. The rate coefficients of distinct RO₂ radicals reactions with HO₂ radical exhibit a weakly negative temperature dependence, translating into the pseudo-first-order rate constant k'_{HO_2} of $1-5 \times 10^{-2} s^{-1}$ in the forest environments.

Corresponding descriptions have been revised in the page 30 line 710-712 of the revised manuscript:

The calculated rate coefficients exhibit a weakly negative temperature dependence, translating into the pseudo-first-order rate constant k'_{HO_2} of $1-5 \times 10^{-2} s^{-1}$ in the forest environments.

14 I am not sure if I can follow what is meant by this: “(e) The rate-limiting step is the hydrogen abstraction by O₂ in the processes of HOCH₂OO radical reaction with NO, while it becomes the C-C bond scission when one or two methyl substitutions occur at the C1-position of HOCH₂OO

radical.” Please clarify and reword the statement.

Response: Based on the Reviewer’s suggestion, the statement on the mentioned sentence has been reworded in the revised manuscript. The HOCH₂O radical formed from the reaction of HOCH₂OO radical with NO has two kinds of pathways (Figure 10): (1) it directly decomposes into CH₂O and OH radical (R40) via β -site C₁-O₁ bond scission with the barrier of 52.4 kcal mol⁻¹; (2) it converts into HCOOH and HO₂ radical (R41) through H-abstraction by O₂ with the barrier of 26.4 kcal mol⁻¹. This result reveals that R41 is the most feasible channel in the fragmentation of HOCH₂O radical. The resulting HOCH(CH₃)O radical from the HOCH(CH₃)OO · + NO reaction has three types of pathways (Figure 11). The first one is β -site C₁-C₂ bond scission leading to the formation of HCOOH + CH₃ (R45) with the barrier of 8.3 kcal mol⁻¹. The second one is β -site C₁-O₁ bond cleavage resulting in formation of CH₃COH + OH (R46) with the barrier of 26.7 kcal mol⁻¹. The third one is H-abstraction by O₂ leading to CH₃COOH + HO₂ · (R47) with the barrier of 26.2 kcal mol⁻¹. Based on the calculated reaction barriers, it can be found that β -site C₁-C₂ bond scission is the dominant pathway in the fragmentation of HOCH(CH₃)O radical. The HO(CH₃)₂CO radical formed from the HOC(CH₃)₂OO · + NO reaction can either dissociate to CH₃COOH + CH₃ · (R51) via the C₁-C₃ bond scission with the barrier of 8.2 kcal mol⁻¹, or decompose into CH₃COCH₃ + OH (R52) through the C₁-O₁ bond breaking with the barrier of 24.3 kcal mol⁻¹ (Figure 12). The result again shows that the β -site C-C bond scission is the dominate pathway.

In summary, reaction with O₂ forming formic acid and HO₂ radical is the dominant removal pathway for HOCH₂O radical formed from the reaction of HOCH₂OO radical with NO. The β -site C-C bond scission is the dominate pathway in the dissociation of HOCH(CH₃)O and HOC(CH₃)₂O radicals formed from the HOCH(CH₃)OO · + NO and HOC(CH₃)₂OO · + NO reactions.

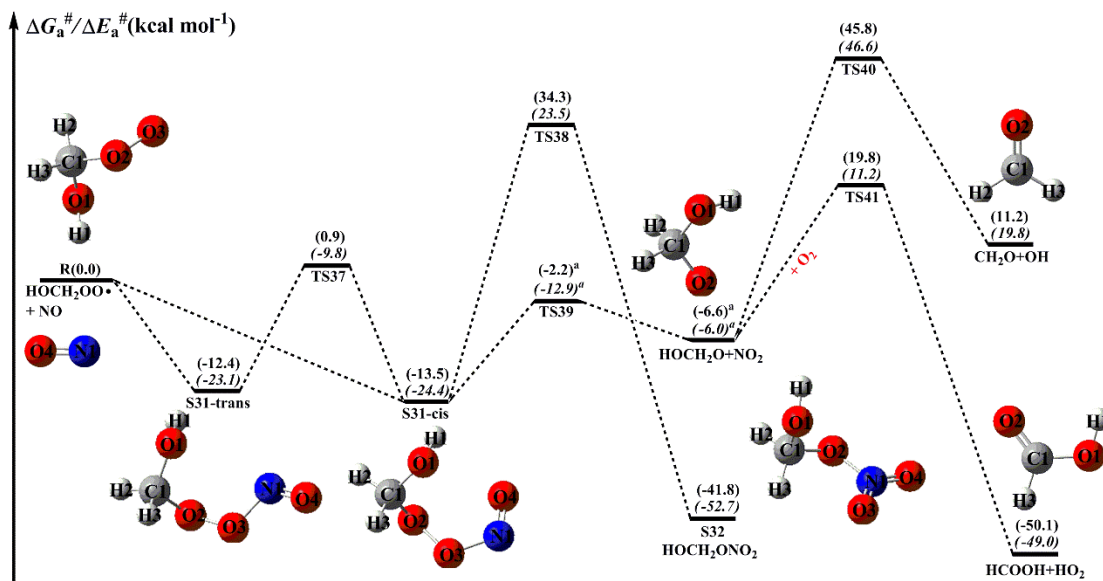


Figure 10. PES (ΔG_a^\ddagger and ΔE_a^\ddagger , in italics) for the reaction of HOCH₂OO radical with NO predicted at the M06-2X/ma-TZVP//M06-2X/6-311+G(2df,2p) level of theory (the superscript a is calculated at the MP2/ma-TZVP//MP2/6-311+G(2df,2p) level)

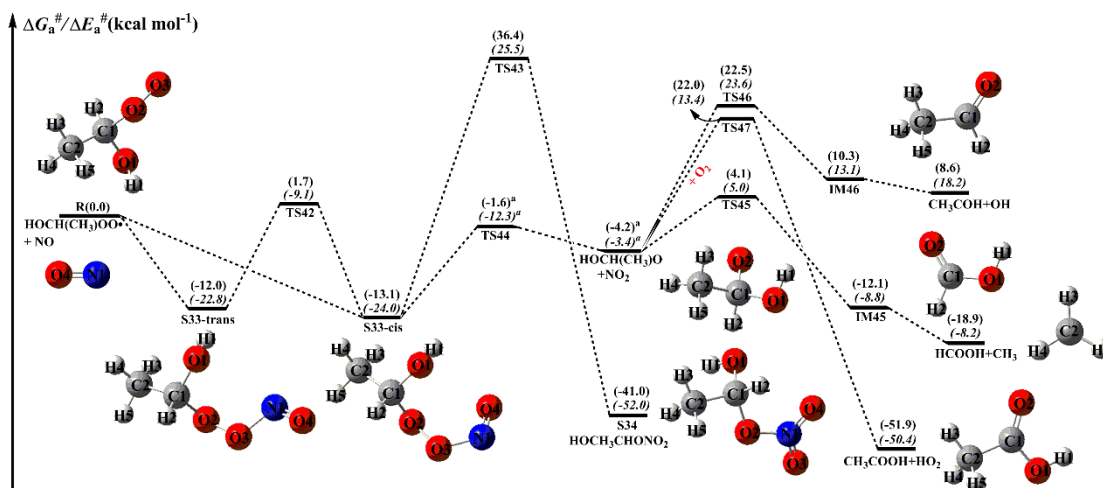


Figure 11. PES (ΔG_a^\ddagger and ΔE_a^\ddagger , in italics) for the reaction of HOCH(CH₃)OO radical with NO predicted at the M06-2X/ma-TZVP//M06-2X/6-311+G(2df,2p) level of theory (the superscript a is calculated at the MP2/ma-TZVP//MP2/6-311+G(2df,2p) level)

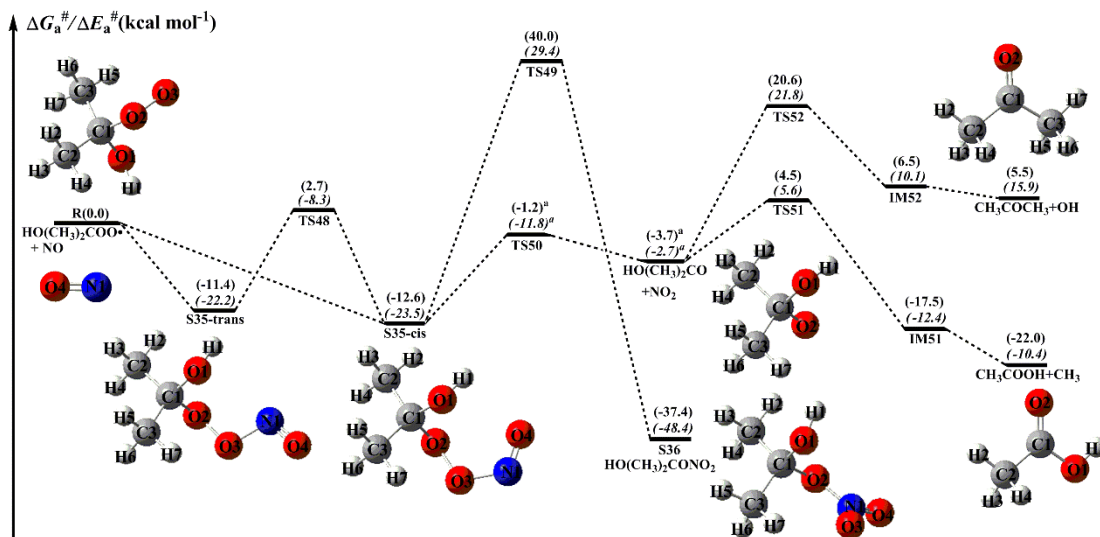


Figure 12. PES (ΔG_a^\ddagger and ΔE_a^\ddagger , in italics) for the reaction of $\text{HO}(\text{CH}_3)_2\text{COO}$ radical with NO predicted at the M06-2X/ma-TZVP//M06-2X/6-311+G(2df,2p) level of theory (the superscript a is calculated at the MP2/ma-TZVP//MP2/6-311+G(2df,2p) level)

Corresponding descriptions have been revised in the page 26 line 624-629, page 27 line 633-640, page 27 line 648-652 and page 30 line 713-717 of the revised manuscript:

The formed HOCH_2O radical has two kinds of pathways: (1) it directly decomposes into CH_2O and OH radical (R40) via β -site $\text{C}_1\text{-O}_1$ bond scission with the barrier of $52.4 \text{ kcal mol}^{-1}$; (2) it converts into HCOOH and HO_2 radical (R41) through H-abstraction by O_2 with the barrier of $26.4 \text{ kcal mol}^{-1}$. This result reveals that R41 is the most feasible channel in the fragmentation of HOCH_2O radical.

The resulting $\text{HOCH}(\text{CH}_3)\text{O}$ radical has three types of pathways. The first one is β -site $\text{C}_1\text{-C}_2$ bond scission leading to the formation of $\text{HCOOH} + \text{CH}_3$ (R45) with the barrier of $8.3 \text{ kcal mol}^{-1}$. The second one is β -site $\text{C}_1\text{-O}_1$ bond cleavage resulting in formation of $\text{CH}_3\text{COH} + \text{OH}$ (R46) with the barrier of $26.7 \text{ kcal mol}^{-1}$. The third one is H-abstraction by O_2 leading to $\text{CH}_3\text{COOH} + \text{HO}_2$ (R47) with the barrier of $26.2 \text{ kcal mol}^{-1}$. Based on the calculated reaction barriers, it can be found that β -site $\text{C}_1\text{-C}_2$ bond scission is the dominant pathway in the fragmentation of $\text{HOCH}(\text{CH}_3)\text{O}$ radical.

The formed $\text{HO}(\text{CH}_3)_2\text{CO}$ radical can either dissociate to $\text{CH}_3\text{COOH} + \text{CH}_3$ (R51) via the $\text{C}_1\text{-C}_3$ bond scission with the barrier of $8.2 \text{ kcal mol}^{-1}$, or decompose into $\text{CH}_3\text{COCH}_3 + \text{OH}$ (R52) through the $\text{C}_1\text{-O}_1$ bond breaking with the barrier of $24.3 \text{ kcal mol}^{-1}$. The result again shows that the β -site C-C bond scission is the dominate pathway.

Reaction with O₂ forming formic acid and HO₂ radical is the dominant removal pathway for HOCH₂O radical formed from the reaction of HOCH₂OO radical with NO. The β-site C-C bond scission is the dominate pathway in the dissociation of HOCH(CH₃)O and HOC(CH₃)₂O radicals formed from the HOCH(CH₃)OO· + NO and HOC(CH₃)₂OO· + NO reactions.

15 It is unclear what is meant by the following statement “One reason for the barrier difference could lie in the fact that the bond dissociation energies (BDE) of different types of bonds are significantly different in the HOCH₂OOH molecule.”

Response: The free-energy and electronic-energy PESs for the initiation reactions of OH radical with HOCH₂OOH are displayed in Figure 2 and S1, respectively. As can be seen in Figure 2, the reaction for HOCH₂OOH with OH radical proceeds via four distinct pathways: H-abstraction from the -O₁H₁ (R1), -C₁H₃ (R2), -C₁H₄ (R3) and -O₂O₃H₂ groups (R4). The reaction barrier ΔG_a^\ddagger are reduced in the order of 6.4 (R1) > 5.8 (R2) \approx 5.4 (R3) > 1.5 (R4) kcal mol⁻¹, indicating that H-abstraction from the -O₂O₃H₂ group (R4) is more preferable than those from the -O₁H₁, -C₁H₃ and -C₁H₄ groups (R1-R3). Same conclusion is also derived from the energy barriers ΔE_a^\ddagger that R4 is the most favorable H-abstraction pathway (Figure S1). The difference of barrier heights can be attributed to the bond dissociation energy (BDE) of different types of bonds in HOCH₂OOH molecule. The BDE are decreased in the order of 103.7 (O₁-H₁) > 98.2 (C₁-H₃) \approx 97.4 (C₁-H₄) > 87.2 (O₃-H₂) kcal mol⁻¹, which are in good agreement with the order of barrier heights of H-abstraction reactions.

Corresponding descriptions have been revised in the page 10 line 253-269 of the revised manuscript:

As can be seen in Figure 2, the reaction for HOCH₂OOH with OH radical proceeds via four distinct pathways: H-abstraction from the -O₁H₁ (R1), -C₁H₃ (R2), -C₁H₄ (R3) and -O₂O₃H₂ groups (R4). The reaction barrier ΔG_a^\ddagger are reduced in the order of 6.4 (R1) > 5.8 (R2) \approx 5.4 (R3) > 1.5 (R4) kcal mol⁻¹, indicating that H-abstraction from the -O₂O₃H₂ group (R4) is more preferable than those from the -O₁H₁, -C₁H₃ and -C₁H₄ groups (R1-R3). Same conclusion is also derived from the energy barriers ΔE_a^\ddagger that R4 is the most favorable H-abstraction pathway (Figure S1). The difference of barrier heights can be attributed to the bond dissociation energy (BDE) of different types of bonds in HOCH₂OOH molecule. The BDE are decreased in the order of 103.7

$(O_1-H_1) > 98.2$ $(C_1-H_3) \approx 97.4$ $(C_1-H_4) > 87.2$ (O_3-H_2) kcal mol^{-1} , which are in good agreement with the order of barrier heights of H-abstraction reactions.

16 I would like to see the rates obtained (k vs T) also in Figures in relation to each other, and not just as Tables. I think this could be very useful to the reader, as the tabular format is more difficult to compare.

Response: Based on the Reviewer's suggestion, the rate coefficients versus temperature have been plotted in figures of the revised manuscript.

17 I find it a bit odd to state that a single channel of hydroxymethylperoxy radical oxidation giving HO₂ radical is "a new source of HO₂ radical in the troposphere". I mean, can this specific radical have even a minute influence on the tropospheric HO₂ burden?

Response: Kumar and Francisco investigated the gas phase decomposition of α -hydroxymethylperoxy radical HOCH₂OO by using quantum chemical method (Kumar et al., 2015). It was found that the HOCH₂OO radical decomposition represents a new source of HO₂ radical in the troposphere. This finding may help in understanding the discrepancy between the modeled and measured concentrations of HO₂ radical in the troposphere. However, to the best of our knowledge, the contribution of the HOCH₂OO radical decomposition to the tropospheric HO₂ radical burden is still unknown. In the future work, we will adopt the combination of quantum chemistry and numerical simulation to estimate the contribution of the HOCH₂OO radical decomposition to the tropospheric HO₂ radical burden.

18 In the beginning of chapter 3.2., you are missing the second RO produced in the reaction.

Response: Based on the Reviewer's suggestion, the second RO radical formed from the self-reaction of RO₂ radicals has been added in the revised manuscript. The self-reactions of RO₂ radicals can either produce RO· + R'O· + O₂ (propagation channel), or generate ROH + R'(-H, =O) + O₂ or produce ROOR + O₂ (termination channel) that has been recognized as an important SOA precursor.

Corresponding descriptions have been revised in the page 15 line 387-390 of the revised manuscript:

The self-reactions of RO₂ radicals can either produce RO· + R'O· + O₂ (propagation channel), or generate ROH + R'(-H, =O) + O₂ or produce ROOR + O₂ (termination channel) that has been recognized as an important SOA precursor (Berndt et al., 2018; Zhang et al., 2012)

19 Chapter 3.2.1: Mark all radicals the same way (i.e., with similar dot).

Response: Based on the Reviewer's suggestion, the dot is applied to mark all radicals in the revised manuscript.

20 Chapter 3.2.1: It is rather disappointing to hear that "It is worth noting that the termination products are not found in the HO(CH₃)₂COO radical reaction system owing to the absence of alpha hydrogen atom." when it was just in previous sentence stated that:" is not discussed in detail to avoid redundancy." Please explain further these currently missing channels.

Response: Based on the Reviewer's suggestion, the missing pathways for the self-reaction of HO(CH₃)₂COO radical have been added in the revised manuscript. Figure 7 depicts a schematic PES for the self-reaction of HOC(CH₃)₂OO radical. As shown in Figure 7, the dominant pathway for the self-reaction of HO(CH₃)₂COO radical begins with the formation of tetroxide intermediate S24 via an oxygen-to-oxygen coupling transition state TS28 with the barrier of 20.4 kcal mol⁻¹; then it transforms into the caged tetroxide intermediate S26 of overall singlet spin multiplicity through the asymmetric two-step O-O bond cleavage with the barriers of 22.0 and 3.4 kcal mol⁻¹; finally, S26 can either produce two HO(CH₃)₂CO radicals with the exoergicity of 10.3 kcal mol⁻¹, or generate dimer S27 with the exothermicity of 31.5 kcal mol⁻¹. Different the self-reactions of HOCH₂OO and HOCH(CH₃)OO radicals, the termination product of the self-reaction of HOC(CH₃)₂OO radical is exclusively dimer S27. The reason is due to the absence of alpha hydrogen atom in HOC(CH₃)₂OO radical.

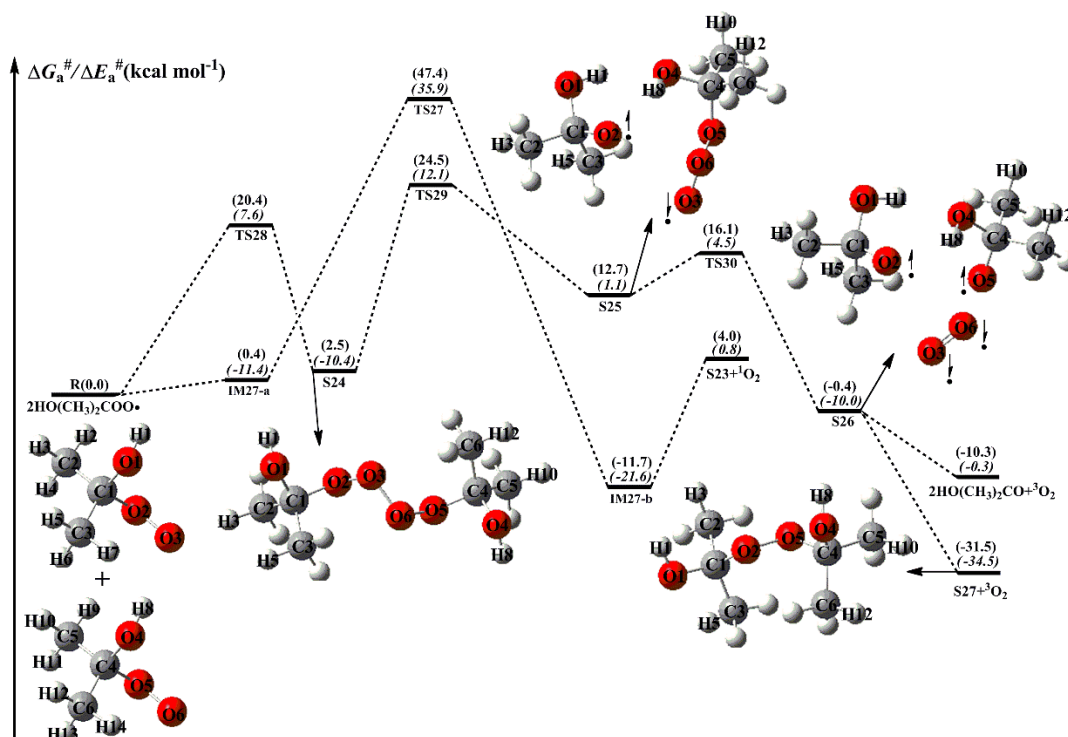


Figure 7. PES (ΔG_a^\ddagger and ΔE_a^\ddagger , in italics) for the self-reaction of $\text{HO}(\text{CH}_3)_2\text{COO}$ radicals predicted at the M06-2X/ma-TZVP//M06-2X/6-311+G(2df,2p) level of theory

Corresponding descriptions have been revised in the page 18 line 465-475 of the revised manuscript:

As shown in Figure 7, the dominant pathway for the self-reaction of $\text{HO}(\text{CH}_3)_2\text{COO}$ radical begins with the formation of tetroxide intermediate S24 via an oxygen-to-oxygen coupling transition state TS28 with the barrier of 20.4 kcal mol⁻¹; then it transforms into the caged tetroxide intermediate S26 of overall singlet spin multiplicity through the asymmetric two-step O-O bond cleavage with the barriers of 22.0 and 3.4 kcal mol⁻¹; finally, S26 can either produce two $\text{HO}(\text{CH}_3)_2\text{CO}$ radicals with the exoergicity of 10.3 kcal mol⁻¹, or generate dimer S27 with the exothermicity of 31.5 kcal mol⁻¹. Different the self-reactions of HOCH_2OO and $\text{HOCH}(\text{CH}_3)\text{OO}$ radicals, the termination product of the self-reaction of $\text{HOC}(\text{CH}_3)_2\text{OO}$ radical is exclusively dimer S27. The reason is due to the absence of alpha hydrogen atom in $\text{HOC}(\text{CH}_3)_2\text{OO}$ radical.

21 It is stated that “The main primary sources of HO_2 radical in the atmosphere are from the photolysis of CH_2O and OVOCs, and the ozonolysis reactions”. I guess the authors meant “photo-oxidation” rather than “photolysis” here.

Response: Based on the Reviewer’s suggestion, the word “photolysis” has been replaced by

“photo-oxidation” in the revised manuscript. The main sources of HO₂ radical involve the photo-oxidation of oxygenated volatile organic compounds (OVOCs) and the ozonolysis reaction.

Corresponding descriptions have been revised in the page 21 line 496-498 of the revised manuscript:

The main sources of HO₂ radical involve the photo-oxidation of oxygenated volatile organic compounds (OVOCs) and the ozonolysis reaction.

22 I wonder if you could find a better reference for [HO₂] (and other atmospheric concentrations) than Bianchi et al. 2019. To me it seems that those numbers are somewhat questionable, or perhaps better to say that it feels odd that you can give such a “common value” for a whole type-of-an-environment. Is single value really realistic?

Response: Based on the Reviewer’s suggestion, the concentrations of HO₂ radical have been corrected in the revised manuscript. The atmospheric concentration of HO₂ radical is 1.5-10 ×10⁸ molecules cm⁻³ at ground level in polluted urban environments (Stone et al., 2012).

Corresponding descriptions have been revised in the page 21 line 502-503 of the revised manuscript:

The atmospheric concentration of HO₂ radical is 1.5-10 × 10⁸ molecules cm⁻³ at ground level in polluted urban environments (Stone et al., 2012).

23 According to “HOM review” by Bianchi et al, almost none of the compounds in the work of Noziere and Vereecken would be labelled HOMs, and thus I would strongly advice to change the referencing of the following sentence: “...one after the other, and the resulting finally HOMs (Nozière and Vereecken, 2019; Vereecken and Nozière, 2020).”

Response: Based on the Reviewer’s suggestion, the references of the formation mechanism of HOMs have been changed in the revised manuscript. The autoxidation mechanism includes an intramolecular H-shift from the -CH₃ or -CH₂- groups to the -OO· site, resulting in formation of a hydroperoxyalkyl radical QOOH, followed by O₂ addition to form a new peroxy radical (HOOQO₂), one after the other, and the resulting finally HOMs (Berndt et al., 2015; Rissanen et al., 2014).

Corresponding descriptions have been revised in the page 23 line 541-545 of the revised manuscript:

The autoxidation mechanism includes an intramolecular H-shift from the -CH₃ or -CH₂- groups to the -OO· site, resulting in formation of a hydroperoxyalkyl radical QOOH, followed by O₂ addition to form a new peroxy radical (HOOQO₂), one after the other, and the resulting finally HOMs (Rissanen et al., 2014; Berndt et al., 2015).

24 What is meant by: “It deserves mentioning that the conformers HOCH₂OO-c and HOCH₂OO-d are not proceed H-shift reactions.”

Response: For the H-shift reactions of RO₂ radical, reactants, transition states and products have multiple conformers. Previous literatures have demonstrated that the reaction kinetics of multiconformers involvement are more precisely than that of the single conformer approximation (Møller et al., 2016, 2020). Herein, the multiconformers treatment is performed to investigate the H-shift reactions of RO₂ radical. A conformer search within the Molclus program is employed to generate a pool of conformers for RO₂ radicals. The selected conformers are further optimized at the M06-2X/6-311+G(2df,2p) level of theory, followed by single-point energies calculations at the M06-2X/ma-TZVP level of theory. Based on the calculated results, it can be found that HOCH₂OO radical has four energetically similar conformers (HOCH₂OO-a, HOCH₂OO-b, HOCH₂OO-c and HOCH₂OO-d). The relative free energy and Boltzmann population (w_i) of individual conformer are listed in Table S6. As shown in Table S6, the Boltzmann populations of these four conformers are 46.39, 46.31, 2.99 and 4.32%, respectively.

A schematic PES for the H-shift reactions of HOCH₂OO radical is drawn in Figure 9. As can be seen in Figure 9, the lowest-energy conformer HOCH₂OO-a can proceed via a 1,3-H shift from the -CH₂ group to the terminal oxygen leading to the formation of S28-a (HO CHOOH) with the barrier of 41.6 kcal mol⁻¹. HOCH₂OO-b can isomerize to S28-b1 and S28-b2 via the four-membered ring transition states TS34-b1 and TS34-b2 (1,3-H shifts) with the barriers of 41.6 and 45.0 kcal mol⁻¹. But these three 1,3-H shift reactions have comparatively high barrier, making them irrelevant in the atmosphere. Despite many attempts, the transition states of H-shift reactions of HOCH₂OO-c and HOCH₂OO-d are not located. The result implies that the H-shift reactions of these two conformers are inhibited, which is consistent with the previous study that

not all reactants will be in a conformation with a path across the barrier to reaction in the H-shift reactions of RO₂ radicals (Møller et al., 2016).

Corresponding descriptions have been revised in the page 7 line 195-203 and page 23 line 547-564 of the revised manuscript:

For the H-shift reactions of peroxy radicals RO₂, reactants, transition states and products have multiple conformers. Previous literatures have demonstrated that the reaction kinetics of multiconformers involvement are more precisely than that of the single conformer approximation (Møller et al., 2016, 2020). Herein, the multiconformers treatment is performed to investigate the H-shift reactions RO₂ radicals. A conformer search within the Molclus program is employed to generate a pool of conformers for RO₂ radicals (Lu, 2020). The selected conformers are further optimized at the M06-2X/6-311+G(2df,2p) level of theory, followed by single-point energies calculations at the M06-2X/ma-TZVP level of theory.

Based on the calculated results, it can be found that HOCH₂OO radical has four energetically similar conformers (HOCH₂OO-a, HOCH₂OO-b, HOCH₂OO-c and HOCH₂OO-d). The relative free energy and Boltzmann population (w_i) of individual conformer are listed in Table S6. As shown in Table S6, the Boltzmann populations of these four conformers are 46.39, 46.31, 2.99 and 4.32%, respectively. A schematic PES for the H-shift reactions of HOCH₂OO radical is displayed in Figure 9. As can be seen in Figure 9, the lowest-energy conformer HOCH₂OO-a can proceed via a 1,3-H shift from the -CH₂ group to the terminal oxygen leading to the formation of S28-a (HO CHOOH) with the barrier of 41.6 kcal mol⁻¹. HOCH₂OO-b can isomerize to S28-b1 and S28-b2 via the four-membered ring transition states TS34-b1 and TS34-b2 (1,3-H shifts) with the barriers of 41.6 and 45.0 kcal mol⁻¹. But these three 1,3-H shift reactions have comparatively high barriers, making them irrelevant in the atmosphere. Despite many attempts, the transition states of H-shift reactions of HOCH₂OO-c and HOCH₂OO-d are not located. The result implies that the H-shift reactions of these two conformers are inhibited, which is consistent with the previous study that not all reactants will be in a conformation with a path across the barrier to reaction in the H-shift reactions of RO₂ radicals (Møller et al., 2016).

25 Where is the SAR mentioned in the title?

Response: Based on the Reviewer's suggestion, the structure-activity relationship on the

initiation reactions of OH radicals with distinct HHPs has been added in the revised manuscript. The dominant pathway is the H-abstraction from the -OOH group in the initiation reactions of OH radical with HOCH₂OOH. H-abstraction from -CH group is competitive with that from the -OOH group in the reaction of OH radical with HOCH(CH₃)OOH. Compared the barriers of H-abstraction from the -OOH and -CH₂ groups in the OH + HOCH₂OOH system with that for the analogous reactions in the OH + HOCH(CH₃)OOH system. It can be found that the barrier of H-abstraction from the -CH group is reduced by 3.6 kcal mol⁻¹, whereas the barrier of H-abstraction from the -OOH group is increased by 0.2 kcal mol⁻¹ when a methyl group substitution occurs at the C1-position of HOCH₂OOH. The dominant pathway is the H-abstraction from the -OOH group in the reaction of OH radical with HOC(CH₃)₂OOH, and the barrier height is increased by 1.2 kcal mol⁻¹ compared to the OH + HOCH₂OOH system. The barrier of H-abstraction from the -OOH group is slightly increased as the number of methyl group is increased. It is interesting to compare the rate coefficient of dominant pathway in the OH + HOCH₂OOH system with that for the analogous reactions in the OH + HOCH(CH₃)OOH and OH + HOC(CH₃)₂OOH reactions. It can be found that the rate coefficient is almost identical when a methyl group substitution occurs at the C₁-position, whereas the rate coefficient reduces by a factor of 2-5 when two methyl groups introduce into the C₁-position.

Corresponding descriptions have been added in the page 13 line 353-371 of the revised manuscript:

The dominant pathway is the H-abstraction from the -OOH group in the initiation reactions of OH radical with HOCH₂OOH. H-abstraction from -CH group is competitive with that from the -OOH group in the reaction of OH radical with HOCH(CH₃)OOH. Compared the barriers of H-abstraction from the -OOH and -CH₂ groups in the OH + HOCH₂OOH system with that for the analogous reactions in the OH + HOCH(CH₃)OOH system. It can be found that the barrier of H-abstraction from the -CH group is reduced by 3.6 kcal mol⁻¹, whereas the barrier of H-abstraction from the -OOH group is increased by 0.2 kcal mol⁻¹ when a methyl group substitution occurs at the C1-position of HOCH₂OOH. The dominant pathway is the H-abstraction from the -OOH group in the reaction of OH radical with HOC(CH₃)₂OOH, and the barrier height is increased by 1.2 kcal mol⁻¹ compared to the OH + HOCH₂OOH system. The barrier of H-abstraction from the -OOH group is slightly increased as the number of methyl

group is increased. It is interesting to compare the rate coefficient of dominant pathway in the $\text{OH} + \text{HOCH}_2\text{OOH}$ system with that for the analogous reactions in the $\text{OH} + \text{HOCH}(\text{CH}_3)\text{OOH}$ and $\text{OH} + \text{HOC}(\text{CH}_3)_2\text{OOH}$ reactions. It can be found that the rate coefficient is almost identical when a methyl group substitution occurs at the C_1 -position, whereas the rate coefficient reduces by a factor of 2-5 when two methyl groups introduce into the C_1 -position.

References

- Bach, R. D., Dmitrenko, O., and Estévez, C. M.: Chemical behavior of the biradicaloid ($\text{HO} \cdot \cdot \text{ONO}$) singlet states of peroxyxynitrous acid. the oxidation of hydrocarbons, sulfides, and selenides, *J. Am. Chem. Soc.*, 127, 3140-3155, <https://doi.org/10.1021/ja044245d>, 2005.
- Berndt, T., Richters, S., Kaethner, R., Voigtländer, J., Stratmann, F., Sipilä M., Kulmala, M., and Herrmann, H.: Gas-phase ozonolysis of cycloalkenes: formation of highly oxidized RO_2 radicals and their reactions with NO , NO_2 , SO_2 , and Other RO_2 radicals, *J. Phys. Chem. A*, 119, 10336-10348, <https://doi.org/10.1021/acs.jpca.5b07295>, 2015.
- Berndt, T., Scholz, W., Mentler, B., Fischer, L., Herrmann, H., Kulmala, M., and Hansel, A.: Accretion product formation from self- and cross-reactions of RO_2 radicals in the atmosphere, *Angew. Chem. Int. Ed.*, 57, 3820-3824, <https://doi.org/10.1002/anie.201710989>, 2018.
- Bianchi, F., Kurten, T., Riva, M., Mohr, C., Rissanen, M. P., Roldin, P., Berndt, T., Crouse, J. D., Wennberg, P. O., Mentel, T. F., Wildt, J., Junninen, H., Jokinen, T., Kulmala, M., Worsnop, D. R., Thornton, J. A., Donahue, N., Kjaergaard, H. G., and Ehn, M.: Highly oxygenated organic molecules (HOM) from gas-phase autoxidation involving peroxy radicals: a key contributor to atmospheric aerosol, *Chem. Rev.*, 119, 3472-3509, <https://doi.org/10.1021/acs.chemrev.8b00395>, 2019.
- Crouse, J. D., Nielsen, L. B., Jørgensen, S., Kjaergaard, H. G., and Wennberg, P. O.: Autoxidation of organic compounds in the atmosphere, *J. Phys. Chem. Lett.*, 4, 3513-3520, <https://doi.org/10.1021/jz4019207>, 2013.
- Ehn, M., Berndt, T., Wildt, J., and Mentel, T.: Highly oxygenated molecules from atmospheric autoxidation of hydrocarbons: a prominent challenge for chemical kinetics studies, *Int. J. Chem. Kinet.*, 49, 821-831, <https://doi.org/10.1002/kin.21130>, 2017.
- Jara-Toro, R. A., Hernández, F. J., Garavagno, M. A., Taccone, R. A., and Pino, G. A.: Water catalysis of the reaction between hydroxyl radicals and linear saturated alcohols (ethanol and n-propanol) at 294 K, *Phys. Chem. Chem. Phys.*, 20, 27885-27896, <https://doi.org/10.1039/C8CP05411H>, 2018.
- Jara-Toro, R. A., Hernández, F. J., Taccone, R. A., Lane, S. I., and Pino, G. A.: Water catalysis of the reaction between methanol and OH at 294 K and the atmospheric implications, *Angew. Chem., Int. Ed.*, 56, 2166-2170, <https://doi.org/10.1002/anie.201612151>, 2017.
- Kumar, M., and Francisco, J. S.: Red-light-induced decomposition of an organic peroxy radical: a new source of the HO_2 radical, *Angew. Chem. Int. Ed.*, 54, 15711-15714, <https://doi.org/10.1002/anie.201509311>, 2015.
- Lee, R., Gryn'ova, G., Ingold, K. U., and Coote, M. L.: Why are sec-alkylperoxyl bimolecular self-reactions orders of magnitude faster than the analogous reactions of tert-alkylperoxyls? The unanticipated role of CH hydrogen bond donation, *Phys. Chem. Chem. Phys.*, 18, 23673-23679, <https://doi.org/10.1039/C6CP04670C>, 2016.
- Liang, Y. N., Li, J., Wang, Q. D., Wang, F., and Li, X. Y.: Computational study of the reaction mechanism of the methylperoxy self-reaction, *J. Phys. Chem. A*, 115, 13534-13541, <https://doi.org/10.1021/jp2048508>, 2011.
- Møller, K. H., Berndt, T., and Kjaergaard, H. G.: Atmospheric autoxidation of amines, *Environ. Sci. Technol.*, 54, 11087-11099, <https://doi.org/10.1021/acs.est.0c03937>, 2020.
- Møller, K. H., Otkjær, R. V., Hyttinen, N., Kurtén, T., and Kjaergaard, H. G.: Cost-effective implementation of multiconformer transition state theory for peroxy radical hydrogen shift

- reactions, *J. Phys. Chem. A*, 120, 10072-10087, <https://doi.org/10.1021/acs.jpca.6b09370>, 2016.
- Nozière, B., and Vereecken, L.: Direct observation of aliphatic peroxy radical autoxidation and water effects: an experimental and theoretical study, *Angew. Chem. Int. Ed.*, 58, 13976-13982, <https://doi.org/10.1002/anie.201907981>, 2019.
- Rissanen, M. P., Kurtén, T., Sipilä, M., Thornton, J. A., Kangasluoma, J., Sarnela, N., Junninen, H., Jørgensen, S., Schallhart, S., Kajos, M. K., Taipale, R., Springer, M., Mentel, T. F., Ruuskanen, T., Petäjä, T., Worsnop, D. R., Kjaergaard, H. G., and Ehn, M.: The formation of highly oxidized multifunctional products in the ozonolysis of cyclohexene, *J. Am. Chem. Soc.*, 136, 15596-15606, <https://doi.org/10.1021/ja507146s>, 2014.
- Stone, D., Whalley, L. K., and Heard, D. E.: Tropospheric OH and HO₂ radicals: field measurements and model comparisons, *Chem. Soc. Rev.*, 41, 6348-6404, <https://doi.org/10.1039/c2cs35140d>, 2012.
- Zhang, P., Wang, W., Zhang, T., Chen, L., Du, Y., Li, C., and Lv, J.: Theoretical study on the mechanism and kinetics for the self-reaction of C₂H₅O₂ radicals, *J. Phys. Chem. A*, 116, 4610-4620, <https://doi.org/10.1021/jp301308u>, 2012.