

# Pyruvic acid, an efficient catalyst in SO<sub>3</sub> hydrolysis and effective clustering agent in sulfuric acid-based new particle formation

Narcisse T. Tsona<sup>1</sup>, Lin Du<sup>1</sup>, Ling Liu<sup>2</sup>, Xiuhui Zhang<sup>2</sup>

<sup>1</sup>Environment Research Institute, Shandong University, Qingdao, 266237, China

5 <sup>2</sup>Key Laboratory of Cluster Science, Ministry of Education of China, School of Chemistry and Chemical Engineering, Beijing Institute of Technology, Beijing, 100081, China

*Correspondence to:* Lin Du (lindu@sdu.edu.cn, +86 532 5863 1980)

**Abstract.** The role of pyruvic acid (PA), one of the most abundant  $\alpha$ -keto carboxylic acids in the atmosphere, was investigated both in the SO<sub>3</sub> hydrolysis reaction to form sulfuric acid (SA) and in SA-based aerosol particle formation using quantum chemical calculations and a cluster dynamics model. We found that the PA-catalyzed SO<sub>3</sub> hydrolysis is a thermodynamically driven transformation process, proceeding with a negative Gibbs free energy barrier, ca. -1 kcal mol<sup>-1</sup> at 298 K, ~ 6.50 kcal mol<sup>-1</sup> lower than that in the water-catalyzed SO<sub>3</sub> hydrolysis. Results indicated that the PA-catalyzed reaction can potentially compete with the water-catalyzed SO<sub>3</sub> reaction in SA production, especially in dry and polluted areas, where it is found to be ~two orders of magnitude more efficient than the water-catalyzed reaction. Given the effective stabilization of the PA-catalyzed SO<sub>3</sub> hydrolysis product as SA•PA cluster, we proceeded to examine the PA clustering efficiency in sulfuric acid-pyruvic acid-ammonia (SA•PA-NH<sub>3</sub>) system. Our thermodynamic data used in the Atmospheric Cluster Dynamics Code indicated that under relevant tropospheric temperatures and concentrations of SA (10<sup>6</sup> cm<sup>3</sup>), PA (10<sup>10</sup> cm<sup>3</sup>) and NH<sub>3</sub> (10<sup>11</sup> and 5×10<sup>11</sup> cm<sup>3</sup>), of the PA-containing clusters, only clusters with one PA molecule, namely (SA)<sub>2</sub>•PA•(NH<sub>3</sub>)<sub>2</sub>, can participate to the particle formation, contributing by ~100% to the net flux to aerosol particle formation at 238 K, exclusively. At higher temperatures (258K and 278 K), however, the net flux to the particle formation is dominated by pure SA-NH<sub>3</sub> clusters, while PA would rather evaporate from the clusters at high temperatures and not contribute to the particle formation. The enhancing effect of PA was examined by evaluating the ratio of the ternary SA-PA-NH<sub>3</sub> cluster formation rate to binary SA-NH<sub>3</sub> cluster formation rate. Our results show that while the enhancement factor of PA to the particle formation rate is almost insensitive to investigated temperatures and concentrations, it can be as high as 4.7×10<sup>2</sup> at 238 K and [NH<sub>3</sub>] = 1.3×10<sup>11</sup> molecule cm<sup>-3</sup>. This indicates that PA may actively participate in aerosol formation, only in cold regions of the troposphere and highly NH<sub>3</sub>-polluted environments. The inclusion of this mechanism in aerosol models may definitely reduce uncertainties that prevail in modeling the aerosol impact on climate.

## 1 Introduction

Understanding the detailed processes involved in secondary aerosol formation continues to retain the attention of many researchers around the World. This is due to varied role aerosols play in degrading visibility and human health, as well in

affecting climate by altering cloud properties and influencing the balance of solar radiation (Stocker et al., 2013). Sulfuric acid ( $\text{H}_2\text{SO}_4$ , SA) that is believed to be the key species driving aerosol formation in the atmosphere (Kulmala et al., 2000; Kulmala, 2003; Sipila et al., 2010; Sihto et al., 2006; Kuang et al., 2008), is primarily formed from the hydrolysis of sulfur trioxide ( $\text{SO}_3$ ). Main sources of atmospheric  $\text{SO}_3$  include electrically neutral  $\text{SO}_2$  oxidation by OH radicals and stabilized Criegee intermediates (Mauldin III et al., 2012; Welz et al., 2012), whereas ion-induced oxidation constitutes a complementary source (Bork et al., 2013; Tsona et al., 2016; Tsona et al., 2015a; Tsona and Du, 2019). The sinks of  $\text{SO}_3$  include its reaction with water to produce sulfuric acid and acid rain, as well as reactions with other organic and inorganic species including ammonia and methanol (Li et al., 2018; Liu et al., 2019).

The general mechanism for  $\text{SO}_3$  hydration to form sulfuric acid is a hydrogen atom transfer between  $\text{H}_2\text{O}$  and  $\text{SO}_3$  within the  $\text{SO}_3 \cdot (\text{H}_2\text{O})_{n \geq 2}$  cluster, assisted by a second water molecule (Hofmann-Sievert and Castleman, 1984; Holland and Castleman, 1978), according to the following reaction:



In the presence of a single water molecule, the above reaction was found to be prevented by a high energy barrier, around 30 kcal mol<sup>-1</sup>, whereas the barrier height gradually decreases to ca. ~0 kcal mol<sup>-1</sup> as the number of water molecules increases to 4 or more (Hofmann and Schleyer, 1994; Morokuma and Muguruma, 1994; Larson et al., 2000; Loerting and Liedl, 2000). In reaction (R1), the second water molecule acting as a catalyst forms a bridge for the hydrogen atom to transfer from  $\text{H}_2\text{O}$  to  $\text{SO}_3$ . This reaction is considered as the major loss pathway for  $\text{SO}_3$  in the atmosphere. Beside a second water molecule, a number of studies have shown that the  $\text{SO}_3 + \text{H}_2\text{O} \rightarrow \text{H}_2\text{SO}_4$  reaction can be facilitated by organic and inorganic species including sulfuric acid, formic acid, nitric acid and oxalic acid (Torrent-Sucarrat et al., 2012; Hazra and Sinha, 2011; Daub et al., 2020; Long et al., 2013; Lv et al., 2019). In the presence of these species, the  $\text{SO}_3 + \text{H}_2\text{O}$  reaction can effectively proceed in a near barrierless mechanism, where they also act as bridge for hydrogen atom transfer. However, due to the low concentration of each of these catalysts, their overall effect on the rate of sulfuric acid formation from the  $\text{SO}_3 + \text{H}_2\text{O}$  reaction is not strong enough that they cannot effectively compete with the water-catalyzed reaction, given the relatively high concentration of water. An efficient catalyst would not only promote a fast hydrogen transfer between  $\text{SO}_3 + \text{H}_2\text{O}$ , but also have a high enough concentration to induce a net higher reaction rate than the water.

Pyruvic acid ( $\text{CH}_3\text{C}(\text{O})\text{COOH}$ , PA), the simplest and one of the most abundant  $\alpha$ -keto acids in the troposphere, is highly present in plants and in tropospheric air (Eisenreich et al., 2001; Jardine et al., 2010; Magel et al., 2006; Eger et al., 2020). Sources of PA in tropospheric air include photo-oxidation of isoprene, photolysis of methylglyoxal, reactions of peroxy radicals formed during the oxidation of propane, the photooxidation of aromatic compounds in the presence of  $\text{NO}_x$ , as well as vegetation (Paulot et al., 2009; Jenkin et al., 1993; Warneck, 2005; Praplan et al., 2014; Talbot et al., 1990; Jardine et al., 2010). PA mixing ratios of up to 15, 25 and 96 ppt were reported in the free troposphere and forest canopy over central Amazonia, and in a Finnish boreal forest, respectively (Talbot et al., 1990; Eger et al., 2020). In a rural continental mountain

65 top site over the eastern US, PA mixing ratios reaching 200 ppt were measured (Talbot et al., 1995) while as high as 800 ppt levels were found above the equatorial African rainforest (Helas et al., 1992). In regions highly affected by anthropogenic activities, PA levels of up to 500 ppt were observed, whereas significantly low levels were observed in the marine boundary layer over the Atlantic Ocean (63° N to 39° S) (Baboukas et al., 2000; Mattila et al., 2018). PA is expected to be removed from the atmosphere through photolysis and oxidation by OH radicals (Mellouki and Mu, 2003; Reed Harris et al., 2017b; Reed Harris et al., 2017a; Reed Harris et al., 2016; Church et al., 2020).

The detection of PA in various media, including gas-phase, aerosol and aqueous-phase (Andreae et al., 1987; Talbot et al., 1990; Bardouki et al., 2003; Baboukas et al., 2000; Chebbi and Carlier, 1996; Kawamura et al., 1996; Kawamura et al., 2013; Kawamura and Bikkina, 2016) makes it a good candidate for atmospheric processes. Moreover, through its carboxyl and carbonyl functions, PA cannot only partake in hydrogen atom transfer reactions but also in molecular clustering owing to its ability to form hydrogen bonds. In this study, we examine the catalytic effect of PA on the SO<sub>3</sub> hydration to form SA, assess the subsequent clustering of the reaction products (PA•SA) with additional SA and ammonia molecules. The kinetics of the SO<sub>3</sub> hydrolysis are determined and the fate of the product cluster in atmospheric particle formation is evaluated from clusters dynamic simulations.

## 2 Methodology

### 80 2.1 Quantum chemical calculations

The calculations in this study were divided into reaction mechanism and cluster formation parts, and all geometry optimizations were performed using the Gaussian 09 package (Frisch et al., 2013). In the reaction mechanism part, the configurations of different states of the scanned reaction pathways were initially optimized with the M06-2X density functional (Zhao and Truhlar, 2008) used in conjunction with the 6-31+G(d,p) basis set. Identified M06-2X/6-31+G(d,p) structures within 3 kcal mol<sup>-1</sup> of the lowest energy structure were re-optimized, followed by vibrational frequencies analysis at the M06-2X/6-311++G(3df,3pd) level of theory, thereby yielding zero-point energies as well as thermal correction to Gibbs free energies. It should be noted that vibrational frequencies calculations were performed under the harmonic oscillator-rigid rotor approximation at 298 K and 1 atm. Transition states configurations were determined using the synchronous transit quasi-Newton method (Peng et al., 1996), and confirmed by intrinsic reaction coordinate calculations (Fukui, 1981) to ensure they connected the reactants to desired products. Electronic energies of all M06-2X/6-311++G(3df,3pd) optimized structures were corrected by the DLPNO-CCSD(T)/aug-cc-pVTZ method using Orca version 4.2.1 (Riplinger et al., 2013; Riplinger and Neese, 2013).

### 2.2 Kinetics

The kinetic analysis of the studied reactions was performed following the conventional transition state theory (Duchovic et al., 1996; Truhlar et al., 1996) with the Wigner tunneling correction, and executed with the KiSTheIP program (Canneaux et al.,

2014). Starting from the initial reactants (SO<sub>3</sub>, H<sub>2</sub>O, and PA), the different processes in these reactions include the collision of two separate reactants to form a binary complex that further interact with the third species to form the pre-reactive intermediate, the evaporation of the pre-reactive intermediate to initial reactants and its forward reaction to form the products, according to the following reaction:

100



Reactions (R2a) and (R2b) are representative examples of processes taking place in the SO<sub>3</sub> hydrolysis with X as catalyst, where X is H<sub>2</sub>O or PA. It should be noted that the pre-reactive intermediate can also form from the formation of the binary complex between the catalyst and water, followed by its interaction with SO<sub>3</sub>. Recent studies showed that no matter the order in which the binary complex and the pre-reactive intermediate are formed and regardless of the specific reactants involved in the formation of the binary complex, the interactions between SO<sub>3</sub>, H<sub>2</sub>O and the catalyst lead to the formation of sulfuric acid plus catalyst (Weber et al., 2001; Jayne et al., 1997; Torrent-Sucarrat et al., 2012; Hazra and Sinha, 2011; Lv et al., 2019). Assuming equilibrium between the reactants and the complex, and steady-state approximation of the pre-reactive intermediate, the overall rate of reaction (R2) with catalyst X is

110

$$v_x = \frac{k_1}{k_{-1}} \frac{k_2}{k_{-2}} k_{\text{uni,x}} [\text{SO}_3] [\text{H}_2\text{O}] [\text{X}] = K_{\text{eq1}} K_{\text{eq2}} k_{\text{uni,x}} [\text{SO}_3] [\text{H}_2\text{O}] [\text{X}] \quad (1)$$

$$= k_x [\text{SO}_3] [\text{H}_2\text{O}] [\text{X}]$$

115

Where  $k_1$  is the collision frequency of SO<sub>3</sub> and H<sub>2</sub>O to form the SO<sub>3</sub>⋯H<sub>2</sub>O binary complex,  $k_{-1}$  is the evaporation rate constant of SO<sub>3</sub>⋯H<sub>2</sub>O back to initial reactants,  $k_2$  is the collision frequency of SO<sub>3</sub>⋯H<sub>2</sub>O and the catalyst to form the pre-reactive intermediate,  $k_{-2}$  is the evaporation rate constant of the pre-reactive intermediate back to its precursor reactants.  $K_{\text{eq1}}$  and  $K_{\text{eq2}}$  are equilibrium constants of formation of the binary complex and pre-reactive intermediate, respectively,  $k_{\text{uni,x}}$  is the unimolecular rate constant of the reaction of the pre-reactive intermediate to the products, and  $k_x$  is the overall rate constant of reaction (R2) in the presence of catalyst X. [SO<sub>3</sub>], [H<sub>2</sub>O] and [X] are respective gas-phase concentrations of SO<sub>3</sub>, H<sub>2</sub>O and the catalyst (H<sub>2</sub>O or PA). The determination of equilibrium constants and unimolecular rate constants was executed using the KiSThelP program, and their numerical values are given in **Tables S2** and **S3** in the Supplement.

120

### 2.3 Cluster formation and dynamic simulations

As reaction (R2) results into the formation of sulfuric acid complexed to the catalyst, we explored the thermodynamics of further clustering with more PA, sulfuric acid (SA) and ammonia (NH<sub>3</sub>) molecules. Although sulfuric acid as a monomer is known to cluster effectively with water at relevant atmospheric conditions, several studies have demonstrated that the binding

125

strength of water significantly decreases as sulfuric acid is clustered to other sulfuric acid and base molecules (Temelso et al., 2012a; Temelso et al., 2012b; Henschel et al., 2014; Tsona et al., 2015b). Moreover, clusters dynamics simulations have shown that despite its clustering to sulfuric acid and sulfuric acid-based clusters, water rapidly evaporates from the cluster owing to its high evaporation rate, more especially when base molecules are present in the cluster. As a result, most atmospheric sulfuric acid-based clusters are detected in their dry state, exclusively (Almeida et al., 2013; Olenius et al., 2013b). It follows that though water would play a certain role in the cluster thermodynamics, its net effect on particle formation rate is negligible. Hence, water was not included in the studied clusters.

A number of initial configurations of SA-NH<sub>3</sub> clusters were taken from previously published results (Ortega et al., 2012) and re-optimized with the M06-2X/6-31++G(d,p), while those containing PA were built by stepwise addition of monomers to the relevant cluster. On this basis, several starting configurations were generated manually by arranging the participating molecules/clusters in different directions. Depending on the cluster size, 10-30 initial configurations of each cluster were pre-optimized at the M062X/6-31+G(d) level of theory and all identified structures within 3 kcal mol<sup>-1</sup> of the lowest energy structure were thereafter re-optimized with the M06-2X/6-31++G(d,p) method and the vibrational frequency analysis were subsequently performed at the same level of theory. It has been shown that the reduction from 6-311++G(3df,3pd) to 6-31++G(d,p) basis set for sulfuric acid-based cluster formation induces very little errors in the thermal contribution to the Gibbs free energy, with no further substantial effect on the single point energy, yet sufficiently reducing the computation cost (Elm and Mikkelsen, 2014). The electronic energies of M06-2X/6-31++G(d,p) optimized structures were further corrected with the DLPNO-CCSD(T)/aug-cc-pVTZ method. To elucidate the role of PA in atmospheric particle formation, the influence of varying temperatures and monomer concentrations on SA-PA-NH<sub>3</sub> clustering was examined using the Atmospheric Cluster Dynamics Code (ACDC; (McGrath et al., 2012)). The model cluster is (SA)<sub>s</sub>•(PA)<sub>p</sub>•(NH<sub>3</sub>)<sub>n</sub> (0 ≤ n ≤ s+p ≤ 3). The simulation box was set to 3 × 2, where “3” stands for the total number of acids (SA and PA) and “2” stands for the total number of NH<sub>3</sub> molecules. The ACDC model, taking as input the thermodynamic data obtained from quantum chemical calculations, generates the time derivatives of all clusters concentrations and solve for the steady state cluster distribution, using the Matlab ode 15s routine for differential equations (Shampine and Reichelt, 1997). The time derivatives of clusters concentrations, also called birth-death equations, can be expressed as follows:

$$\frac{dC_i}{dt} = \frac{1}{2} \sum_{j < i} \beta_{j,(i-j)} C_j C_{i-j} + \sum_j \gamma_{(i+j) \rightarrow i,j} C_{i+j} - \sum_j \beta_{i,j} C_i C_j - \frac{1}{2} \sum_{j < i} \gamma_{i \rightarrow j,(i-j)} + Q_i - S_i \quad (2)$$

where  $C_i$  is the concentration of cluster  $i$ ,  $\beta_{i,j}$  is the collision coefficient of clusters  $i$  and  $j$ ,  $\gamma_{k \rightarrow i,j}$  is the rate coefficient of cluster  $k$  evaporating into smaller clusters  $i$  and  $j$ .  $Q_i$  and  $S_i$  are possible outside source term and sink term, respectively, for cluster  $i$ . For two neutral clusters  $i$  and  $j$ , the collision coefficient under the assumption of hard-sphere and sticking collision was calculated according to the kinetic gas theory as

$$\beta_{i,j} = \left(\frac{3}{4\pi}\right)^{1/6} \left[6k_B T \left(\frac{1}{m_i} + \frac{1}{m_j}\right)\right]^{1/2} (V_i^{1/3} + V_j^{1/3})^2 \quad (3)$$

Where  $m_i$  and  $V_i$  are respective mass and volume of cluster  $i$ ,  $k_B$  is Boltzmann constant and  $T$  is the absolute temperature. The volume is calculated from atomic masses and densities of the compounds in the cluster.

165 The rate coefficient of  $i+j$  cluster evaporating to  $i$  and  $j$  clusters was derived as:

$$\gamma_{(i+j)\rightarrow i,j} = \beta_{i,j} \frac{P_{\text{ref}}}{k_B T} \exp\left(\frac{\Delta G_{i+j} - \Delta G_i - \Delta G_j}{k_B T}\right) \quad (4)$$

170 Where  $P_{\text{ref}}$  is the reference pressure at which Gibbs free energies are calculated,  $\Delta G_i$  is the Gibbs free energy of formation of cluster  $i$  from monomers. Further details on collision rate coefficients and evaporation rate coefficients evaluation as well as on ACDC simulations can be obtained from previous studies (McGrath et al., 2012; Ortega et al., 2012; Olenius et al., 2013b; Olenius et al., 2013a).

### 3 Results and discussion

#### 3.1 Water-catalyzed SO<sub>3</sub> hydrolysis

175 A number of studies have been dedicated to the  $\text{SO}_3 + \text{H}_2\text{O} \rightarrow \text{H}_2\text{SO}_4$  reaction, which was shown to be prevented by an electronic energy barrier as high as  $\sim 30$  kcal mol<sup>-1</sup> under relevant atmospheric conditions. The presence of a second H<sub>2</sub>O molecule in this reaction lowers the energy barrier by favoring the formation of two kind of binary hydrogen-bonded complexes,  $\text{SO}_3 \cdots \text{H}_2\text{O}$  and  $\text{H}_2\text{O} \cdots \text{H}_2\text{O}$ , which can interact thereafter with the third species, H<sub>2</sub>O and SO<sub>3</sub>, respectively, to form a ternary pre-reactive intermediate,  $\text{SO}_3 \cdots \text{H}_2\text{O} \cdots \text{H}_2\text{O}$ . Indeed, due to the difficulty of termolecular interactions relative to biomolecular  
180 interaction (Buszek et al., 2012), the most likely situation is the interaction of two species to form a two-body complex followed by the interaction with the third species to form the pre-reactive intermediate. As shown on the energy surface in **Fig. 1**, though the formation of  $\text{SO}_3 \cdots \text{H}_2\text{O}$  is slightly more favorable than  $\text{H}_2\text{O} \cdots \text{H}_2\text{O}$  formation, both complexes form  $\text{SO}_3 \cdots \text{H}_2\text{O} \cdots \text{H}_2\text{O}$ , henceforth denoted RC, that lies at 8.73 kcal mol<sup>-1</sup> electronic energy below  $\text{SO}_3 \cdots \text{H}_2\text{O}$  and 12.50 kcal mol<sup>-1</sup> below  $\text{H}_2\text{O} \cdots \text{H}_2\text{O}$ . These energies are respectively within 0.17-1.81 and 0.47-1.06 kcal mol<sup>-1</sup> similar to previously reported values for the same  
185 reaction (Hazra and Sinha, 2011; Torrent-Sucarrat et al., 2012; Long et al., 2013; Lv et al., 2019). The slight observed differences likely result from the differences in the computational approaches used in these studies. This intermediate overcomes an electronic energy barrier of 5.47 kcal mol<sup>-1</sup> to form  $\text{H}_2\text{SO}_4 \cdots \text{H}_2\text{O}$ . This energy barrier is  $\sim 25$  kcal mol<sup>-1</sup> lower than the barrier in the reaction without the second water molecule and in good agreement with previous results (Torrent-Sucarrat et al., 2012; Hazra and Sinha, 2011; Long et al., 2013; Lv et al., 2019). The underlying mechanism is similar to those

190 previously reported for the same reaction, and is characterized by two hydrogen atom transfers to and from the second water molecule that acts as the catalyst.

The unimolecular decomposition of  $\text{SO}_3 \cdots \text{H}_2\text{O} \cdots \text{H}_2\text{O}$  to form  $\text{H}_2\text{SO}_4 \cdots \text{H}_2\text{O}$  occurs at a rate constant of  $1.35 \times 10^8 \text{ s}^{-1}$  at 298 K and, taking into account the collision and evaporation processes driving the formation of the binary complexes and  $\text{SO}_3 \cdots \text{H}_2\text{O} \cdots \text{H}_2\text{O}$ , the overall rate constant of the water-catalyzed  $\text{SO}_3$  hydrolysis at 298 K is determined to be  $1.09 \times 10^{-32} \text{ cm}^6$   
195  $\text{molecule}^{-2} \text{ s}^{-1}$ .

### 3.2 Pyruvic acid–catalyzed $\text{SO}_3$ hydrolysis

Despite the demonstrated catalytic effect of water on  $\text{SO}_3$  hydrolysis, comparison of previous results studies demonstrate that as much as four water molecules could be needed to achieve similar results to those obtained when a single molecule of other species is used as catalyst (Hazra and Sinha, 2011; Torrent-Sucarrat et al., 2012; Long et al., 2013; Lv et al., 2019; Daub et al.,  
200 2020; Larson et al., 2000). Some of these species include carboxylic acids, sulfuric acid, and nitric acid. From these studies, while the electronic energy barrier could be reduced to  $\sim 5.5 \text{ kcal mol}^{-1}$  with water as the catalyst, it could be reduced to 3.7, 1.4, 0.6 and around  $1 \text{ kcal mol}^{-1}$  respectively with  $\text{HNO}_3$ ,  $\text{H}_2\text{SO}_4$ ,  $\text{HCOOH}$  and  $\text{HOOC-COOH}$  as catalysts. These results highlight the catalytic strength of carboxylic acids over other catalysts, and further suggest that a second carboxyl function can have additional catalytic effects on the energy barrier.

205 In addition to the carboxyl group, PA possesses a ketone function at the  $\alpha$ -position. Church et al. have identified four stable conformational structures for PA that mainly differ by the orientation of the methyl group relative to the acidic OH group and that of the hydroxyl H-atom relative to the ketone group, leading to *trans-cis* (Tc), *trans-trans* (Tt), *cis-trans* (Ct) and *cis-cis* (Cc) conformers, denoted as  $\text{PA}_{\text{Tc}}$ ,  $\text{PA}_{\text{Tt}}$ ,  $\text{PA}_{\text{Ct}}$  and  $\text{PA}_{\text{Cc}}$  conformers, respectively. These structures are shown in **Fig. S1** in the **Supplement**, along with their energies given relative to the energy of the most stable conformer,  $\text{PA}_{\text{Tc}}$  (Church et al., 2020).

210 Only three of these PA conformations were able to form complexes with water:  $\text{PA}_{\text{Tc}}$ ,  $\text{PA}_{\text{Tt}}$  and  $\text{PA}_{\text{Ct}}$ . We also note that in during geometry optimization,  $\text{PA}_{\text{Tc}}$  could interact with  $\text{H}_2\text{O}$  and be converted into  $\text{PA}_{\text{Tt}}$ , forming the binary  $\text{PA}_{\text{Tt}} \cdots \text{H}_2\text{O}$  complex. Henceforth, the  $\text{PA}_{\text{Tt}} \cdots \text{H}_2\text{O}$  will represent the complex resulting from  $\text{PA}_{\text{Tc}} + \text{H}_2\text{O}$  and  $\text{PA}_{\text{Tt}} + \text{H}_2\text{O}$  interactions.

Similar to the  $\text{SO}_3$  hydrolysis where water acts as the catalyst, the reaction with PA acting as catalyst proceeds by formation of  $\text{SO}_3 \cdots \text{H}_2\text{O}$  and  $\text{PA} \cdots \text{H}_2\text{O}$  complexes prior to the formation of the  $\text{PA} \cdots \text{H}_2\text{O} \cdots \text{SO}_3$  pre-reactive intermediate (see **Fig. 2**).

215 While the pre-reactive intermediates formed with  $\text{PA}_{\text{Tt}}$  and  $\text{PA}_{\text{Ct}}$  conformers have almost equal electronic energy of formation, the  $\text{PA}_{\text{Tt}}$  conformer is  $0.23 \text{ kcal mol}^{-1}$  more stable than the  $\text{PA}_{\text{Ct}}$  conformer with respect to the Gibbs free energy at ambient conditions. Regardless of the PA conformation, the transformation of the pre-reactive intermediate to form  $\text{PA} \cdots \text{SA}$  follows hydrogen transfers mechanism where the hydrogen atom transfers from water to PA and then from PA to  $\text{SO}_3$ , releasing the  $\text{PA} \cdots \text{SA}$  complex, similar to the mechanisms where water, formic acid and oxalic acid act as catalysts.  $\text{PA}_{\text{Tt}}$  and  $\text{PA}_{\text{Ct}}$   
220 conformers exhibit comparable binding strength with water at 1 atm and 298 K, with 2.75 and  $2.29 \text{ kcal mol}^{-1}$  Gibbs free energy changes, respectively. This is a somewhat more favorable binding than the  $\text{SO}_3$  binding with water whose Gibbs free energy change is  $3.37 \text{ kcal mol}^{-1}$  at similar conditions. It is obvious that the formation of  $\text{PA} \cdots \text{H}_2\text{O} \cdots \text{SO}_3$  pre-reactive

intermediate would preferably proceed through  $\text{PA}\cdots\text{H}_2\text{O} + \text{SO}_3$  rather than  $\text{PA} + \text{H}_2\text{O}\cdots\text{SO}_3$ , although both interactions would lead to the same pre-reactive intermediate. Moreover, to evaluate the impact of each of these paths to the formation of the pre-reactive intermediate, we determined that among the two hydrates,  $\text{PA}\cdots\text{H}_2\text{O}$  will contribute by more than 99.99% while  $\text{SO}_3\cdots\text{H}_2\text{O}$  will contribute by less than 0.01% to the formation of the pre-reactive intermediate regardless of the PA conformer (details are given in the Supplement).

The  $\text{PA}_{\text{Tt}}\cdots\text{H}_2\text{O}\cdots\text{SO}_3$  pre-reactive intermediate is formed with  $0.84 \text{ kcal mol}^{-1}$  and  $0.24 \text{ kcal mol}^{-1}$  Gibbs free energy changes relative to  $\text{PA}_{\text{Tt}}\cdots\text{H}_2\text{O} + \text{SO}_3$  and  $\text{PA}_{\text{Tt}} + \text{SO}_3\cdots\text{H}_2\text{O}$  interactions, respectively. While there is an electronic energy barrier as low as  $0.45 \text{ kcal mol}^{-1}$  separating  $\text{PA}_{\text{Tt}}\cdots\text{H}_2\text{O}\cdots\text{SO}_3$  from the product, this transformation is rather thermodynamically driven, with a negative Gibbs free energy barrier of  $-0.92 \text{ kcal mol}^{-1}$  and the product complex lying at  $13.30 \text{ Gibbs free energy}$  below  $\text{PA}_{\text{Tt}}\cdots\text{H}_2\text{O} + \text{SO}_3$ . Note that in the transformation of  $\text{PA}_{\text{Tt}}\cdots\text{H}_2\text{O}\cdots\text{SO}_3$  to the product complex ( $\text{PC}_{\text{Tt}}$ ), the  $\text{PA}_{\text{Tt}}$  conformer is isomerized to  $\text{PA}_{\text{Ct}}$ . This phenomenon has also been observed in  $\text{SO}_3$  hydrolysis reactions catalyzed by oxalic acid (Lv et al., 2019).

Concerning the  $\text{PA}_{\text{Ct}}\cdots\text{H}_2\text{O}\cdots\text{SO}_3$  pre-reactive intermediate, it is formed with  $0.20 \text{ kcal mol}^{-1}$  and  $-0.86 \text{ kcal mol}^{-1}$  Gibbs free energy changes relative to  $\text{PA}_{\text{Ct}}\cdots\text{H}_2\text{O} + \text{SO}_3$  and  $\text{PA}_{\text{Ct}} + \text{SO}_3\cdots\text{H}_2\text{O}$  interactions, respectively, and is separated from the product complex by  $0.09 \text{ kcal mol}^{-1}$  electronic energy barrier. The negative Gibbs free energy barrier of  $-1.15 \text{ kcal mol}^{-1}$  in this path indicates the thermodynamically driven transformation process. This path is somewhat more favorable than the path catalyzed by  $\text{PA}_{\text{Tt}}$  at atmospheric pressure and  $298 \text{ K}$ . Similar to the path catalyzed by  $\text{PA}_{\text{Tt}}$ ,  $\text{PA}_{\text{Ct}}$  is isomerized to  $\text{PA}_{\text{Tt}}$  during the  $\text{PA}_{\text{Ct}}\cdots\text{H}_2\text{O}\cdots\text{SO}_3 \rightarrow \text{PC}_{\text{Ct}}$  transformation process.

Based on the transition state energies, the unimolecular decompositions of  $\text{PA}_{\text{Tt}}\cdots\text{H}_2\text{O}\cdots\text{SO}_3$  and  $\text{PA}_{\text{Ct}}\cdots\text{H}_2\text{O}\cdots\text{SO}_3$  pre-reactive intermediates were determined to be  $9.03 \times 10^{11} \text{ s}^{-1}$  and  $1.80 \times 10^{12} \text{ s}^{-1}$ , respectively, at  $298 \text{ K}$ . Corresponding overall rate constants for PA-catalyzed  $\text{SO}_3 + \text{H}_2\text{O}$  reaction, calculated according to **Eq. (1)** are  $2.95 \times 10^{-27} \text{ cm}^6 \text{ molecule}^{-2} \text{ s}^{-1}$  and  $3.52 \times 10^{-26} \text{ cm}^6 \text{ molecule}^{-2} \text{ s}^{-1}$ , respectively. Considering the Gibbs free energies of  $\text{PA}_{\text{Tc}}$ ,  $\text{PA}_{\text{Tt}}$  and  $\text{PA}_{\text{Ct}}$ , and applying the law of mass action on the equilibria between  $\text{PA}_{\text{Tc}}$ ,  $\text{PA}_{\text{Tt}}$  and  $\text{PA}_{\text{Ct}}$ , the determined relative equilibrium distribution of PA conformers is  $0.95$  ( $\text{PA}_{\text{Tc}}$ ),  $0.04$  ( $\text{PA}_{\text{Tt}}$ ) and  $0.01$  ( $\text{PA}_{\text{Ct}}$ ) at  $298 \text{ K}$  (**Table S1**). Considering this distribution, the weighted average rate constant of PA-catalyzed  $\text{SO}_3$  hydrolysis at  $298 \text{ K}$  is determined to be  $3.10 \times 10^{-27} \text{ cm}^6 \text{ molecule}^{-2} \text{ s}^{-1}$ , being  $2.84 \times 10^5$  times higher than the rate constant of the water-catalyzed  $\text{SO}_3$  hydrolysis at  $298 \text{ K}$ . This ratio is much higher than observed with other catalysts. For example,  $1.19$  with nitric acid (Long et al., 2013),  $10^2$  with sulfuric acid (Torrent-Sucarrat et al., 2012),  $10^3$  with oxalic acid (Lv et al., 2019), and  $10^4$  with formic acid (Hazra and Sinha, 2011). However, given the low atmospheric concentrations of these species relative to water, the effective rate of the  $\text{SO}_3$  hydrolysis reactions where they act as catalysts are not high enough for them to effectively compete with the water-catalyzed reaction. For a reaction to compete with the water-catalyzed  $\text{SO}_3$  hydrolysis, not only should the catalyst be efficient in facilitating the hydrogen transfer between  $\text{H}_2\text{O}$  and  $\text{SO}_3$ , but its concentration must be high enough to cause a higher SA formation rate than the water-catalyzed reaction.

Comparing the rate constant of the PA-catalyzed reaction the rate constants with the rate constants of reactions with other catalysts, it is obvious that PA is a more efficient catalyst than most organic and inorganic acids in  $\text{SO}_3$  hydrolysis and,



consequently, may be an efficient partaker in SO<sub>3</sub> hydrolysis in the atmosphere. To effectively compare the different catalytic effects of PA and water on the SO<sub>3</sub> + H<sub>2</sub>O reaction, it is important to compare the overall rates of SA formation (given in **Eq. (1)**) that take into account the concentrations of the catalysts. From **Eq. (1)**, the ratio of the rates of SO<sub>3</sub> hydrolysis reactions catalyzed by PA and water can be expressed as

$$\alpha = \frac{k_{\text{PA}}}{k_{\text{H}_2\text{O}}} \times \frac{[\text{PA}]}{[\text{H}_2\text{O}]} \quad (5)$$

where  $\alpha$  is a measure of the relative efficiency of different catalysts,  $k_x$  is the overall rate constant of the X-catalyzed SO<sub>3</sub> hydrolysis (X = PA, H<sub>2</sub>O), given in **Eq. (1)**. Assuming water concentrations within 10<sup>15</sup> - 10<sup>17</sup> molecule cm<sup>-3</sup> that cover dry and humid conditions, and PA concentrations in the range 10<sup>9</sup> - 10<sup>11</sup> cm<sup>-3</sup> that cover clean and polluted environments, our results show that the efficiency of PA as a catalyst lies in the range ~10<sup>-2</sup> - 10<sup>2</sup> relative to water. The H<sub>2</sub>O-catalyzed SO<sub>3</sub> hydrolysis remains the main SO<sub>3</sub> loss pathway under humid conditions, whereas the PA-catalyzed SO<sub>3</sub> hydrolysis would be the dominant path at dry conditions and polluted areas where PA concentrations can reach the ppb levels. It is estimated that under such conditions, the PA-catalyzed reaction can be around two orders of magnitude more efficient than the H<sub>2</sub>O-catalyzed SO<sub>3</sub> hydrolysis to form sulfuric acid. This shows, in regard of the relatively high PA concentration and the high rate constant of the PA-catalyzed SO<sub>3</sub> hydrolysis, that this reaction is more effective for SA production than reactions catalyzed by formic acid, sulfuric acid and oxalic acid. Given the renowned role of sulfuric acid in aerosol particle formation, the PA-catalyzed SO<sub>3</sub> hydrolysis, stabilized as the PA...SA complex product, might provide an additional pathway for incorporating organic matter into aerosol particles.

### 3.3 Clusters thermodynamics and dynamic simulations

#### 3.3.1 Clusters thermodynamics

The thermodynamics of further SA-PA clustering, with and without ammonia (NH<sub>3</sub>), was examined. In general, the clusters formation is thermodynamically favorable at various tropospheric temperatures as can be seen in **Table S5**. The binding of PA to SA exhibits similar strength within 1 kcal mol<sup>-1</sup> to the binding between two SA molecules, though this binding is weakened in the presence of NH<sub>3</sub>, likely as a result of the weaker acid nature of PA than SA. **Fig. 3** exhibits the free energy diagram for clusters formation steps in the SA-PA-NH<sub>3</sub> system at 298 K and 1 atm, and it shows that the stepwise formation of the studied clusters is in general exergonic, with only four moderate endergonic processes involving PA and NH<sub>3</sub> additions. According to our thermodynamic data, PA additions to (PA)<sub>2</sub> and (PA)<sub>2</sub>•NH<sub>3</sub> are hindered by thermodynamic barriers of 2.25 and 0.43 kcal mol<sup>-1</sup>, respectively, while NH<sub>3</sub> additions to (PA)<sub>2</sub>•NH<sub>3</sub> and SA•(PA)<sub>2</sub>•(NH<sub>3</sub>)<sub>2</sub> are hindered by 0.76 and 0.37 kcal mol<sup>-1</sup> thermodynamic barriers, respectively. Similar additions to clusters containing SA instead of PA are much more exergonic and this is as expected given the strong binding between SA and NH<sub>3</sub>, as compared with the binding between PA and NH<sub>3</sub>. The cluster formation depicted in the energy diagram of **Fig. 3** is based on direct quantum chemical data at 298 K and 1 atm and

do not take into account the actual concentrations of monomers. However, such processes in the real atmosphere depend on  
290 actual atmospheric conditions such as temperature and the concentrations of monomers participating in the process

### 3.3.2 Steady-state cluster concentrations and cluster formation rates

Time-dependent cluster concentrations were determined by solving the birth-death equations given in **Eq. (2)**, using ACDC, at given concentrations of monomers. We found that under  $[SA] = 10^6 - 10^8 \text{ cm}^{-3}$ ,  $[PA] = 10^7 - 10^{10} \text{ cm}^{-3}$ , and  $[NH_3] = 10^8 - 10^{11} \text{ cm}^{-3}$  conditions, the largest PA-containing cluster is  $(SA)_2 \cdot PA \cdot (NH_3)_2$ , with the highest concentration observed at 238 K,  
295  $[SA] = 10^6 \text{ cm}^{-3}$ ,  $[PA] = 10^{10} \text{ cm}^{-3}$ , and  $[NH_3] = 10^{11} \text{ cm}^{-3}$  conditions. This concentration is, however, still as low as  $\sim 10 \text{ cm}^{-3}$ . Clusters equilibrium concentrations at selected representative conditions are shown in **Fig. 4**. Previous studies also found that in methane sulfonic acid (MSA)- and trifluoroacetic acid (TFA)-enhanced sulfuric acid-based particle formation, the main cluster contributing to particle formation would bind a single molecule of MSA or TFA (Bork et al., 2014; Lu et al., 2020). This is due to the particular binding strength between the base molecule and SA, as compared to the binding with other acids.  
300 The difficulty to form large clusters containing PA likely result from the low concentration of heterotrimers and tetramers containing PA. For example, it is seen from **Fig. 4** that  $(SA)_2 \cdot PA$ ,  $SA \cdot PA \cdot NH_3$ ,  $SA \cdot PA \cdot (NH_3)_2$ ,  $(SA)_2 \cdot PA \cdot (NH_3)$  all have steady state concentrations below  $10 \text{ cm}^{-3}$ , despite the concentrations of heterodimers containing PA ( $SA \cdot PA$  and  $PA \cdot NH_3$ ) can reach  $10^5 \text{ cm}^{-3}$ . These heterodimers likely undergo faster evaporation than e.g.,  $SA \cdot SA$  and  $SA \cdot NH_3$ , hence not effectively contributing to further growth. Highest concentrations of PA-containing clusters are found at low temperatures, exclusively,  
305 where the evaporation rates are reduced.

The contribution of PA to the particle formation was estimated by calculating the enhancement factor as

$$r = \frac{J([SA]=10^6, [PA]=x, [NH_3]=y)}{J([SA]=10^6, [PA]=0, [NH_3]=y)} \quad (6)$$

310 where  $J$  is the cluster formation rate, SA concentration is fixed to  $10^6 \text{ cm}^{-3}$ ,  $x = 10^7 - 10^{10} \text{ cm}^{-3}$ ,  $y = 10^{10} - 10^{12} \text{ cm}^{-3}$ . **Fig. 5** shows the enhancement factor as a function of  $[PA]$  and  $[NH_3]$ . At a fixed  $NH_3$  concentration of  $10^{10} \text{ cm}^{-3}$ , the enhancement factor weakly increases with PA concentration within the temperature range considered. The trend was observed to be similar at lower and higher PA and  $NH_3$  concentrations, even when SA concentration increased to reach  $10^8 \text{ cm}^{-3}$ . The only condition that could lead to significant PA enhancements was observed for  $[NH_3] > 10^{11} \text{ cm}^{-3}$  and 238 K. **Fig. 5** shows that for  $10^{11} \text{ cm}^{-3} < [NH_3] < 10^{12} \text{ cm}^{-3}$ , the enhancement factor was much more pronounced, ranging between  $4.7 \times 10^2$  and  $1.15 \times 10^3$ . Though  
315 this enhancement factor is much lower at warmer temperatures, it is obvious that PA would actively promote sulfuric acid-based particles formation in  $NH_3$ -polluted and cold environments. This is as expected since the promotion of new particle formation at cold temperatures has previously been evidenced (Lu et al., 2020; Liu et al., 2021). The implication of PA as participating agent in aerosol formation models would definitely reduce the errors existing in current aerosol models.

### 320 3.3.3 Clusters formation pathways

Gibbs free energies in **Fig. 3** give information on whether the cluster formation is thermodynamically favorable at the reference pressure (1 tam), however, not taking into account the concentrations of the clustering species participating in the process. The actual molecular clustering at given vapor concentrations and temperatures can be determined by performing ACDC simulations (McGrath et al., 2012; Olenius et al., 2013b). This is achieved by calculating the actual Gibbs free energies, that is, the vapor concentration-dependent Gibbs free energies of clusters formation, that are used to track the actual clusters formation pathways at given conditions. The temperatures considered in this study are: 238 K, 258 K and 278 K that span most regions of the troposphere. Monomers concentrations were chosen to be  $[SA] = 10^6 \text{ cm}^{-3}$ ,  $[PA] = 10^{10} \text{ cm}^{-3}$ , and  $[NH_3] = 10^{11}$  and  $5 \times 10^{11} \text{ cm}^{-3}$  (Eger et al., 2020; Nair and Yu, 2020; Yao and Zhang, 2019; Zhang et al., 2021). As our simulation box size was set to  $3 \times 2$ , only clusters containing more than three acid molecules (SA and/or PA) with more than two  $NH_3$  molecules were allowed to grow out of the system and contribute to particle formation.

Clusters containing more than one PA molecule were found not to contribute to particle formation. While the clusters contribution to the growth is found to weakly depend on monomer concentrations, their temperature-dependency is relatively stronger. Depending on the temperature, the clusters grew through the system via two main paths: one path involving pure SA- $NH_3$  clusters and another one where PA also participates (See **Fig. 6** and **Fig. S2**). Cluster formation starts by SA collision with SA or  $NH_3$ , forming  $(SA)_2$  or  $SA \cdot NH_3$ , followed by  $NH_3/SA$  addition to form  $(SA)_2 \cdot (NH_3)$ . While PA can participate in the clusters formation either as  $(PA)_2$  or  $SA \cdot PA$  cluster, it can effectively contribute in the cluster growth at low temperature (238 K), exclusively. At higher temperatures (258 K and 278 K), however, PA mainly evaporates from the clusters. At these temperatures, only  $(SA)_3 \cdot (NH_3)_2$  clusters will grow out of the system by clustering with SA and contribute to particle growth (See **Fig. 6(b)** and **Fig. S2**). At 238 K, the largest pure SA- $NH_3$  clusters formed within the system are  $(SA)_2 \cdot (NH_3)_2$  and  $(SA)_3 \cdot (NH_3)_2$ , and they grow out the system by consecutive uptake of PA monomers. The main interactions that contribute to particle formation with the participation of PA are  $(SA)_3 \cdot (NH_3)_2 + PA$  and  $(SA)_2 \cdot (PA)(NH_3)_2 + PA$  (See **Fig. 6(a)**).

We observed that with  $[SA] = 10^6 \text{ cm}^{-3}$ ,  $[PA] = 10^{10} \text{ cm}^{-3}$ , and  $[NH_3] = 10^{11} \text{ cm}^{-3}$ , PA-containing clusters do not contribute to the particle formation at 258 K and 278 K, whereas they predominantly contribute to the particle formation at 238 K, with ~100 % of clusters growing out of the simulation box. It follows that under investigated monomers concentrations conditions, PA-containing clusters would completely dominate the particle formation at cold temperatures while pure SA- $NH_3$  clusters will dominate at high temperatures.

## 4 Conclusion

The catalytic effect of pyruvic acid (PA) in  $SO_3$  hydrolysis to form sulfuric acid (SA) and its possible enhancement in atmospheric particle formation have been highlighted. Using quantum chemical calculations, we found that with PA as a catalyst, the  $SO_3$  hydrolysis occurs with negative Gibbs free energy barrier at 298 K and 1 atm, indicating a thermodynamically driven transformation process. Evaluation of the kinetics show that the rate constant of PA-catalyzed  $SO_3$  hydrolysis at 298 K

is  $\sim 3 \times 10^5$  times higher than that of water-catalyzed  $\text{SO}_3$  hydrolysis and  $10^1$ - $10^4$  times higher than those of previously investigated  $\text{SO}_3$  hydrolysis processes with nitric acid, sulfuric acid, oxalic acid and formic acid acting as catalysts, hence, highlighting the effective role of PA in the atmospheric chemistry of  $\text{SO}_3$ . Overall, the determination of the reaction rates, taking into account the catalysts concentrations, indicates that water-catalyzed  $\text{SO}_3$  hydrolysis would be the main  $\text{SO}_3$  loss pathway to form sulfuric acid under humid conditions and clear areas, whereas PA-catalyzed  $\text{SO}_3$  hydrolysis would dominate the process in dry conditions and polluted areas.

As the PA-catalyzed  $\text{SO}_3$  hydrolysis is highly stabilized by the formation of the SA•PA cluster, we further investigated the role of PA in the formation of SA-based molecular clusters. Using the quantum chemical data from our calculations and an Atmospheric Cluster Dynamics Code, we found that though PA is a weaker clustering agent to SA than SA itself, it effectively contributes to particle formation. Two main pathways were found to drive the cluster formation (one path forming pure SA- $\text{NH}_3$  clusters and another one forming PA-containing clusters). Under  $[\text{SA}] = 10^6 \text{ cm}^{-3}$ ,  $[\text{PA}] = 10^{10} \text{ cm}^{-3}$ , and  $[\text{NH}_3] = 10^{11} \text{ cm}^{-3}$  conditions, clusters containing more than one PA molecule were observed not to contribute to particle formation, and the main PA-containing cluster to contribute to particle formation is  $(\text{SA})_2 \cdot \text{PA} \cdot (\text{NH}_3)_2$  with the highest enhancement effect,  $4.7 \times 10^2$ , observed at 238 K and  $[\text{NH}_3] = 1.3 \times 10^{11} \text{ molecule cm}^{-3}$ . This indicates that PA may actively participate in aerosol formation, especially in cold regions of the troposphere and highly  $\text{NH}_3$ -polluted environments, and may readily be included in aerosol models.

#### **Data availability.**

All data from this research can be obtained upon request by contacting the corresponding author.

#### **370 Author contributions.**

NTT designed the work and performed all quantum chemical calculations. LL performed the dynamic simulations. NTT, LD, LL and XZ analyzed the data. NTT wrote the manuscript. LD, LL and XZ reviewed and edited the manuscript.

#### **Competing interests.**

The authors declare that they have no conflict of interest.

#### **375 Acknowledgements.**

We acknowledge the Wuxi Hengding Supercomputing Center Co., LTD for providing the computational resources.

## Financial support.

This work was supported by the National Natural Science Foundation of China (21876098), Shandong Society for Environmental Science (202001), Youth Innovation Program of Universities in Shandong Province (2019KJD007), and  
380 Fundamental Research Fund of Shandong University (2020QNQT012).

## References

- Almeida, J., Schobesberger, S., Kuerten, A., Ortega, I. K., Kupiainen-Maatta, O., Praplan, A. P., Adamov, A., Amorim, A., Bianchi, F., Breitenlechner, M., David, A., Dommen, J., Donahue, N. M., Downard, A., Dunne, E., Duplissy, J., Ehrhart, S., Flagan, R. C., Franchin, A., Guida, R., Hakala, J., Hansel, A., Heinritzi, M., Henschel, H., Jokinen, T., Junninen, H., Kajos,  
385 M., Kangasluoma, J., Keskinen, H., Kupc, A., Kurten, T., Kvashin, A. N., Laaksonen, A., Lehtipalo, K., Leiminger, M., Leppa, J., Loukonen, V., Makhmutov, V., Mathot, S., McGrath, M. J., Nieminen, T., Olenius, T., Onnela, A., Petaja, T., Riccobono, F., Riipinen, I., Rissanen, M., Rondo, L., Ruuskanen, T., Santos, F. D., Sarnela, N., Schallhart, S., Schnitzhofer, R., Seinfeld, J. H., Simon, M., Sipila, M., Stozhkov, Y., Stratmann, F., Tome, A., Troestl, J., Tsagkogeorgas, G., Vaattovaara, P., Viisanen, Y., Virtanen, A., Vrtala, A., Wagner, P. E., Weingartner, E., Wex, H., Williamson, C., Wimmer, D., Ye, P., Yli-Juuti, T.,  
390 Carslaw, K. S., Kulmala, M., Curtius, J., Baltensperger, U., Worsnop, D. R., Vehkamäki, H., and Kirkby, J.: Molecular understanding of sulphuric acid-amine particle nucleation in the atmosphere, *Nature*, 502, 359-363, 10.1038/nature12663, 2013.
- Andreae, M. O., Talbot, R. W., and Li, S.-M.: Atmospheric measurements of pyruvic and formic acid, *J. Geophys. Res.: Atmos.*, 92, 6635-6641, <https://doi.org/10.1029/JD092iD06p06635>, 1987.
- 395 Baboukas, E. D., Kanakidou, M., and Mihalopoulos, N.: Carboxylic acids in gas and particulate phase above the Atlantic Ocean, *J. Geophys. Res.: Atmos.*, 105, 14459-14471, <https://doi.org/10.1029/1999JD900977>, 2000.
- Bardouki, H., Liakakou, H., Economou, C., Sciare, J., Smolík, J., Ždímal, V., Eleftheriadis, K., Lazaridis, M., Dye, C., and Mihalopoulos, N.: Chemical composition of size-resolved atmospheric aerosols in the eastern Mediterranean during summer and winter, *Atmos. Environ.*, 37, 195-208, [https://doi.org/10.1016/S1352-2310\(02\)00859-2](https://doi.org/10.1016/S1352-2310(02)00859-2), 2003.
- 400 Bork, N., Kurtén, T., and Vehkamäki, H.: Exploring the atmospheric chemistry of  $\text{O}_2\text{SO}_3^-$  and assessing the maximum turnover number of ion-catalysed  $\text{H}_2\text{SO}_4$  formation, *Atmos. Chem. Phys.*, 13, 3695-3703, 2013.
- Bork, N., Elm, J., Olenius, T., and Vehkamäki, H.: Methane sulfonic acid-enhanced formation of molecular clusters of sulfuric acid and dimethyl amine, *Atmos. Chem. Phys.*, 14, 12023-12030, 10.5194/acp-14-12023-2014, 2014.
- Buszek, R. J., Barker, J. R., and Francisco, J. S.: Water Effect on the OH plus HCl Reaction, *J. Phys. Chem. A*, 116, 4712-4719, 10.1021/jp3025107, 2012.
- 405 Canneaux, S., Bohr, F., and Henon, E.: KiSThELP: a program to predict thermodynamic properties and rate constants from quantum chemistry results, *J. Comput. Chem.*, 35, 82-93, 10.1002/jcc.23470, 2014.
- Chebbi, A., and Carlier, P.: Carboxylic acids in the troposphere, occurrence, sources, and sinks: A review, *Atmos. Environ.*, 30, 4233-4249, [https://doi.org/10.1016/1352-2310\(96\)00102-1](https://doi.org/10.1016/1352-2310(96)00102-1), 1996.
- 410 Church, J. R., Vaida, V., and Skodje, R. T.: Gas-Phase Reaction Kinetics of Pyruvic Acid with OH Radicals: The Role of Tunneling, Complex Formation, and Conformational Structure, *J. Phys. Chem. A*, 124, 790-800, 10.1021/acs.jpca.9b09638, 2020.
- Daub, C. D., Riccardi, E., Hänninen, V., and Halonen, L.: Path sampling for atmospheric reactions: formic acid catalysed conversion of  $\text{SO}_3 + \text{H}_2\text{O}$  to  $\text{H}_2\text{SO}_4$ , *PeerJ Physical Chemistry*, 2, e7, 10.7717/peerj-pchem.7, 2020.
- 415 Duchovic, R. J., Pettigrew, J. D., Welling, B., and Shipchandler, T.: Conventional transition state theory/Rice-Ramsperger-Kassel-Marcus theory calculations of thermal termolecular rate coefficients for  $\text{H(D)} + \text{O}_2 + \text{M}$ , *J. Chem. Phys.*, 105, 10367-10379, 10.1063/1.47299, 1996.
- Eger, P. G., Schuladen, J., Sobanski, N., Fischer, H., Karu, E., Williams, J., Riva, M., Zha, Q., Ehn, M., Quéléver, L. L. J., Schallhart, S., Lelieveld, J., and Crowley, J. N.: Pyruvic acid in the boreal forest: gas-phase mixing ratios and impact on radical chemistry, *Atmos. Chem. Phys.*, 20, 3697-3711, 10.5194/acp-20-3697-2020, 2020.
- 420

- Eisenreich, W., Rohdich, F., and Bacher, A.: Deoxyxylulose phosphate pathway to terpenoids, *Trends Plant Sci*, 6, 78-84, [https://doi.org/10.1016/S1360-1385\(00\)01812-4](https://doi.org/10.1016/S1360-1385(00)01812-4), 2001.
- Elm, J., and Mikkelsen, K. V.: Computational approaches for efficiently modelling of small atmospheric clusters, *Chem. Phys. Lett.*, 615, 26-29, <https://doi.org/10.1016/j.cplett.2014.09.060>, 2014.
- 425 Fukui, K.: The path of chemical reactions-the IRC approach, *Acc. Chem. Res.*, 14, 363-368, 1981.
- Hazra, M. K., and Sinha, A.: Formic acid catalyzed hydrolysis of SO<sub>3</sub> in the gas phase: a barrierless mechanism for sulfuric acid production of potential atmospheric importance, *J. Am. Chem. Soc.*, 133, 17444-17453, 10.1021/ja207393v, 2011.
- Helas, G., Bingemer, H., and Andreae, M. O.: Organic acids over equatorial Africa: Results from DECAFE 88, *Journal of Geophysical Research: Atmospheres*, 97, 6187-6193, <https://doi.org/10.1029/91JD01438>, 1992.
- 430 Henschel, H., Navarro, J. C. A., Yli-Juuti, T., Kupiainen-Määttä, O., Olenius, T., Ortega, I. K., Clegg, S. L., Kurtén, T., Riipinen, I., and Vehkamäki, H.: Hydration of Atmospherically Relevant Molecular Clusters: Computational Chemistry and Classical Thermodynamics, *J. Phys. Chem. A*, 118, 2599-2611, 10.1021/jp500712y, 2014.
- Hofmann-Sievert, R., and Castleman, A. W.: Reaction of sulfur trioxide with water clusters and the formation of sulfuric acid, *J. Phys. Chem.*, 88, 3329-3333, 10.1021/j150659a038, 1984.
- 435 Hofmann, M., and Schleyer, P. v. R.: Acid Rain: Ab Initio Investigation of the H<sub>2</sub>O.SO<sub>3</sub> Complex and Its Conversion to H<sub>2</sub>SO<sub>4</sub>, *J. Am. Chem. Soc.*, 116, 4947-4952, 10.1021/ja00090a045, 1994.
- Holland, P. M., and Castleman, A. W.: Gas phase complexes: considerations of the stability of clusters in the sulfur trioxide-water system, *Chem. Phys. Lett.*, 56, 511-514, [https://doi.org/10.1016/0009-2614\(78\)89028-9](https://doi.org/10.1016/0009-2614(78)89028-9), 1978.
- Jardine, K. J., Sommer, E. D., Saleska, S. R., Huxman, T. E., Harley, P. C., and Abrell, L.: Gas Phase Measurements of Pyruvic Acid and Its Volatile Metabolites, *Environ. Sci. Technol.*, 44, 2454-2460, 10.1021/es903544p, 2010.
- 440 Jayne, J. T., Pöschl, U., Chen, Y.-m., Dai, D., Molina, L. T., Worsnop, D. R., Kolb, C. E., and Molina, M. J.: Pressure and Temperature Dependence of the Gas-Phase Reaction of SO<sub>3</sub> with H<sub>2</sub>O and the Heterogeneous Reaction of SO<sub>3</sub> with H<sub>2</sub>O/H<sub>2</sub>SO<sub>4</sub> Surfaces, *J. Phys. Chem. A*, 101, 10000-10011, 10.1021/jp972549z, 1997.
- Jenkin, M. E., Cox, R. A., Emrich, M., and Moortgat, G. K.: Mechanisms of the Cl-atom-initiated oxidation of acetone and hydroxyacetone in air, *J. Chem. Soc., Faraday Trans.*, 89, 2983-2991, 10.1039/FT9938902983, 1993.
- 445 Kawamura, K., Kasukabe, H., and Barrie, L. A.: Source and reaction pathways of dicarboxylic acids, ketoacids and dicarbonyls in arctic aerosols: One year of observations, *Atmos. Environ.*, 30, 1709-1722, [https://doi.org/10.1016/1352-2310\(95\)00395-9](https://doi.org/10.1016/1352-2310(95)00395-9), 1996.
- Kawamura, K., Tachibana, E., Okuzawa, K., Aggarwal, S. G., Kanaya, Y., and Wang, Z. F.: High abundances of water-soluble dicarboxylic acids, ketocarboxylic acids and  $\alpha$ -dicarbonyls in the mountaintop aerosols over the North China Plain during wheat burning season, *Atmos. Chem. Phys.*, 13, 8285-8302, 10.5194/acp-13-8285-2013, 2013.
- 450 Kawamura, K., and Bikkina, S.: A review of dicarboxylic acids and related compounds in atmospheric aerosols: Molecular distributions, sources and transformation, *Atmos. Res.*, 170, 140-160, <https://doi.org/10.1016/j.atmosres.2015.11.018>, 2016.
- Kuang, C., McMurry, P., McCormick, A., and Eisele, F.: Dependence of nucleation rates on sulfuric acid vapor concentration in diverse atmospheric locations, *J. Geophys. Res.: Atmos.*, 113, D10209, 2008.
- 455 Kulmala, M., Pirjola, L., and Mäkelä, J. M.: Stable sulphate clusters as a source of new atmospheric particles, *Nature*, 404, 66-69, 10.1038/35003550, 2000.
- Kulmala, M.: How particles nucleate and grow, *Science*, 302, 1000-1001, 2003.
- Larson, L. J., Kuno, M., and Tao, F.-M.: Hydrolysis of sulfur trioxide to form sulfuric acid in small water clusters, *J. Chem. Phys.*, 112, 8830-8838, 2000.
- 460 Li, H., Zhong, J., Vehkamäki, H., Kurtén, T., Wang, W., Ge, M., Zhang, S., Li, Z., Zhang, X., Francisco, J. S., and Zeng, X. C.: Self-Catalytic Reaction of SO<sub>3</sub> and NH<sub>3</sub> To Produce Sulfamic Acid and Its Implication to Atmospheric Particle Formation, *J. A. Chem. Soc.*, 140, 11020-11028, 10.1021/jacs.8b04928, 2018.
- Liu, L., Zhong, J., Vehkamäki, H., Kurtén, T., Du, L., Zhang, X., Francisco, J. S., and Zeng, X. C.: Unexpected quenching effect on new particle formation from the atmospheric reaction of methanol with SO<sub>3</sub>, *Proc. Natl. Acad. Sci.*, 116, 24966, 10.1073/pnas.1915459116, 2019.
- 465 Liu, L., Yu, F., Tu, K., Yang, Z., and Zhang, X.: Influence of atmospheric conditions on the role of trifluoroacetic acid in atmospheric sulfuric acid-dimethylamine nucleation, *Atmos. Chem. Phys.*, 21, 6221-6230, 10.5194/acp-21-6221-2021, 2021.
- Loerting, T., and Liedl, K. R.: Toward elimination of discrepancies between theory and experiment: The rate constant of the atmospheric conversion of SO<sub>3</sub> to H<sub>2</sub>SO<sub>4</sub>, *Proc. Natl. Acad. Sci.*, 97, 8874, 10.1073/pnas.97.16.8874, 2000.
- 470

- Long, B., Chang, C.-R., Long, Z.-W., Wang, Y.-B., Tan, X.-F., and Zhang, W.-J.: Nitric acid catalyzed hydrolysis of SO<sub>3</sub> in the formation of sulfuric acid: A theoretical study, *Chem. Phys. Lett.*, 581, 26-29, <https://doi.org/10.1016/j.cplett.2013.07.012>, 2013.
- 475 Lu, Y., Liu, L., Ning, A., Yang, G., Liu, Y., Kurtén, T., Vehkamäki, H., Zhang, X., and Wang, L.: Atmospheric Sulfuric Acid-Dimethylamine Nucleation Enhanced by Trifluoroacetic Acid, *Geophys. Res. Lett.*, 47, e2019GL085627, <https://doi.org/10.1029/2019GL085627>, 2020.
- Lv, G., Sun, X., Zhang, C., and Li, M.: Understanding the catalytic role of oxalic acid in SO<sub>3</sub> hydration to form H<sub>2</sub>SO<sub>4</sub> in the atmosphere, *Atmos. Chem. Phys.*, 19, 2833-2844, 10.5194/acp-19-2833-2019, 2019.
- 480 Magel, E., Mayrhofer, S., Müller, A., Zimmer, I., Hampp, R., and Schnitzler, J. P.: Photosynthesis and substrate supply for isoprene biosynthesis in poplar leaves, *Atmos. Environ.*, 40, 138-151, <https://doi.org/10.1016/j.atmosenv.2005.09.091>, 2006.
- Mattila, J. M., Brophy, P., Kirkland, J., Hall, S., Ullmann, K., Fischer, E. V., Brown, S., McDuffie, E., Tevlin, A., and Farmer, D. K.: Tropospheric sources and sinks of gas-phase acids in the Colorado Front Range, *Atmos. Chem. Phys.*, 18, 12315-12327, 10.5194/acp-18-12315-2018, 2018.
- 485 Mauldin III, R., Berndt, T., Sipilä, M., Paasonen, P., Petäjä, T., Kim, S., Kurtén, T., Stratmann, F., Kerminen, V.-M., and Kulmala, M.: A new atmospherically relevant oxidant of sulphur dioxide, *Nature*, 488, 193-196, doi:10.1038/nature11278, 2012.
- McGrath, M. J., Olenius, T., Ortega, I. K., Loukonen, V., Paasonen, P., Kurtén, T., Kulmala, M., and Vehkamäki, H.: Atmospheric Cluster Dynamics Code: a flexible method for solution of the birth-death equations, *Atmos. Chem. Phys.*, 12, 2345-2355, 10.5194/acp-12-2345-2012, 2012.
- 490 Mellouki, A., and Mu, Y.: On the atmospheric degradation of pyruvic acid in the gas phase, *J. Photochem. Photobiol. A: Chem.*, 157, 295-300, [https://doi.org/10.1016/S1010-6030\(03\)00070-4](https://doi.org/10.1016/S1010-6030(03)00070-4), 2003.
- Morokuma, K., and Muguruma, C.: Ab initio Molecular Orbital Study of the Mechanism of the Gas Phase Reaction SO<sub>3</sub> + H<sub>2</sub>O: Importance of the Second Water Molecule, *J. Am. Chem. Soc.*, 116, 10316-10317, 10.1021/ja00101a068, 1994.
- Nair, A. A., and Yu, F.: Quantification of Atmospheric Ammonia Concentrations: A Review of Its Measurement and Modeling, *Atmosphere*, 11, 10.3390/atmos11101092, 2020.
- 495 Olenius, T., Kupiainen-Määttä, O., Ortega, I. K., Kurtén, T., and Vehkamäki, H.: Free energy barrier in the growth of sulfuric acid-ammonia and sulfuric acid-dimethylamine clusters, *J. Chem. Phys.*, 139, 084312, 10.1063/1.4819024, 2013a.
- Olenius, T., Schobesberger, S., Kupiainen-Määttä, O., Franchin, A., Junninen, H., Ortega, I. K., Kurtén, T., Loukonen, V., Worsnop, D. R., Kulmala, M., and Vehkamäki, H.: Comparing simulated and experimental molecular cluster distributions, *Faraday Discuss.*, 165, 75-89, 10.1039/C3FD00031A, 2013b.
- 500 Ortega, I. K., Kupiainen, O., Kurtén, T., Olenius, T., Wilkman, O., McGrath, M. J., Loukonen, V., and Vehkamäki, H.: From quantum chemical formation free energies to evaporation rates, *Atmos. Chem. Phys.*, 12, 225-235, 10.5194/acp-12-225-2012, 2012.
- Paulot, F., Crouse, J. D., Kjaergaard, H. G., Kroll, J. H., Seinfeld, J. H., and Wennberg, P. O.: Isoprene photooxidation: new insights into the production of acids and organic nitrates, *Atmos. Chem. Phys.*, 9, 1479-1501, 10.5194/acp-9-1479-2009, 2009.
- 505 Peng, C., Ayala, P. Y., Schlegel, H. B., and Frisch, M. J.: Using redundant internal coordinates to optimize equilibrium geometries and transition states, *J. Comput. Chem.*, 17, 49-56, [https://doi.org/10.1002/\(SICI\)1096-987X\(19960115\)17:1<49::AID-JCC5>3.0.CO;2-0](https://doi.org/10.1002/(SICI)1096-987X(19960115)17:1<49::AID-JCC5>3.0.CO;2-0), 1996.
- Praplan, A. P., Hegyi-Gaeggeler, K., Barmet, P., Pfaffenberger, L., Dommen, J., and Baltensperger, U.: Online measurements of water-soluble organic acids in the gas and aerosol phase from the photooxidation of 1,3,5-trimethylbenzene, *Atmos. Chem. Phys.*, 14, 8665-8677, 10.5194/acp-14-8665-2014, 2014.
- 510 Reed Harris, A. E., Doussin, J.-F., Carpenter, B. K., and Vaida, V.: Gas-Phase Photolysis of Pyruvic Acid: The Effect of Pressure on Reaction Rates and Products, *J. Phys. Chem. A*, 120, 10123-10133, 10.1021/acs.jpca.6b09058, 2016.
- Reed Harris, A. E., Cazaunau, M., Gratien, A., Pangui, E., Doussin, J.-F., and Vaida, V.: Atmospheric Simulation Chamber Studies of the Gas-Phase Photolysis of Pyruvic Acid, *J. Phys. Chem. A*, 121, 8348-8358, 10.1021/acs.jpca.7b05139, 2017a.
- 515 Reed Harris, A. E., Pajunoja, A., Cazaunau, M., Gratien, A., Pangui, E., Monod, A., Griffith, E. C., Virtanen, A., Doussin, J.-F., and Vaida, V.: Multiphase Photochemistry of Pyruvic Acid under Atmospheric Conditions, *J. Phys. Chem. A*, 121, 3327-3339, 10.1021/acs.jpca.7b01107, 2017b.
- Riplinger, C., and Neese, F.: An efficient and near linear scaling pair natural orbital based local coupled cluster method, *J. Chem. Phys.*, 138, 034106, 10.1063/1.4773581, 2013.
- 520

- Riplinger, C., Sandhoefer, B., Hansen, A., and Neese, F.: Natural triple excitations in local coupled cluster calculations with pair natural orbitals, *J. Chem. Phys.*, 139, 134101, 10.1063/1.4821834, 2013.
- Shampine, L. F., and Reichelt, M. W.: The MATLAB ODE Suite, *SIAM J. Sci. Comput.*, 18, 1-22, 10.1137/S1064827594276424, 1997.
- 525 Sihto, S.-L., Kulmala, M., Kerminen, V.-M., Maso, M. D., Petaja, T., Riipinen, I., Korhonen, H., Arnold, F., Janson, R., and Boy, M.: Atmospheric sulphuric acid and aerosol formation: implications from atmospheric measurements for nucleation and early growth mechanisms, *Atmos. Chem. Phys.*, 6, 4079-4091, <https://doi.org/10.5194/acp-6-4079-2006>, 2006.
- Sipila, M., Berndt, T., Petaja, T., Brus, D., Vanhanen, J., Stratmann, F., Patokoski, J., Mauldin III, R. L., Hyvarinen, A.-P., Lihavainen, H., and Kulmala, M.: The Role of Sulfuric Acid in Atmospheric Nucleation, *Science*, 327, 1243-1246, 10.1126/science.1180315, 2010.
- 530 Talbot, R. W., Andreae, M. O., Berresheim, H., Jacob, D. J., and Beecher, K. M.: Sources and sinks of formic, acetic, and pyruvic acids over central Amazonia: 2. Wet season, *J. Geophys. Res.: Atmos.*, 95, 16799-16811, <https://doi.org/10.1029/JD095iD10p16799>, 1990.
- Talbot, R. W., Mosher, B. W., Heikes, B. G., Jacob, D. J., Munger, J. W., Daube, B. C., Keene, W. C., Maben, J. R., and Artz, R. S.: Carboxylic acids in the rural continental atmosphere over the eastern United States during the Shenandoah Cloud and Photochemistry Experiment, *J. Geophys. Res.: Atmos.*, 100, 9335-9343, <https://doi.org/10.1029/95JD00507>, 1995.
- 535 Temelso, B., Morrell, T. E., Shields, R. M., Allodi, M. A., Wood, E. K., Kirschner, K. N., Castonguay, T. C., Archer, K. A., and Shields, G. C.: Quantum Mechanical Study of Sulfuric Acid Hydration: Atmospheric Implications, *J. Phys. Chem. A*, 116, 2209-2224, 10.1021/jp2119026, 2012a.
- 540 Temelso, B., Phan, T. N., and Shields, G. C.: Computational Study of the Hydration of Sulfuric Acid Dimers: Implications for Acid Dissociation and Aerosol Formation, *J. Phys. Chem. A*, 116, 9745-9758, 10.1021/jp3054394, 2012b.
- Torrent-Sucarrat, M., Francisco, J. S., and Anglada, J. M.: Sulfuric acid as autocatalyst in the formation of sulfuric acid, *J. Am. Chem. Soc.*, 134, 20632-20644, 10.1021/ja307523b, 2012.
- Truhlar, D. G., Garrett, B. C., and Klippenstein, S. J.: Current Status of Transition-State Theory, *J. Phys. Chem.* 100, 12771-12800, 10.1021/jp953748q, 1996.
- 545 Tsona, N., Bork, N., and Vehkamäki, H.: Exploring the chemical fate of the sulfate radical anion by reaction with sulfur dioxide in the gas phase, *Atmos. Chem. Phys.*, 15, 495-503, 2015a.
- Tsona, N. T., Henschel, H., Bork, N., Loukonen, V., and Vehkamäki, H.: Structures, Hydration, and Electrical Mobilities of Bisulfate Ion-Sulfuric Acid-Ammonia/Dimethylamine Clusters: A Computational Study, *J. Phys. Chem. A*, 119, 9670-9679, 10.1021/jp2119026, 2015b.
- 550 Tsona, N. T., Bork, N., Loukonen, V., and Vehkamäki, H.: A Closure Study of the Reaction between Sulfur Dioxide and the Sulfate Radical Ion from First-Principles Molecular Dynamics Simulations, *J. Phys. Chem. A*, 120, 1046-1050, 2016.
- Tsona, N. T., and Du, L.: A potential source of atmospheric sulfate from O<sub>2</sub><sup>-</sup>-induced SO<sub>2</sub> oxidation by ozone, *Atmos. Chem. Phys.*, 19, 649-661, 10.5194/acp-19-649-2019, 2019.
- 555 Warneck, P.: Multi-Phase Chemistry of C2 and C3 Organic Compounds in the Marine Atmosphere, *J. Atmos. Chem.*, 51, 119-159, 10.1007/s10874-005-5984-7, 2005.
- Weber, R. J., Chen, G., Davis, D. D., Mauldin III, R. L., Tanner, D. J., Eisele, F. L., Clarke, A. D., Thornton, D. C., and Bandy, A. R.: Measurements of enhanced H<sub>2</sub>SO<sub>4</sub> and 3-4 nm particles near a frontal cloud during the First Aerosol Characterization Experiment (ACE 1), *J. Geophys. Res.: Atmos.*, 106, 24107-24117, <https://doi.org/10.1029/2000JD000109>, 2001.
- 560 Welz, O., Savee, J. D., Osborn, D. L., Vasu, S. S., Percival, C. J., Shallcross, D. E., and Taatjes, C. A.: Direct kinetic measurements of Criegee intermediate (CH<sub>2</sub>OO) formed by reaction of CH<sub>2</sub>I with O<sub>2</sub>, *Science*, 335, 204-207, 2012.
- Yao, X., and Zhang, L.: Causes of Large Increases in Atmospheric Ammonia in the Last Decade across North America, *ACS Omega*, 4, 22133-22142, 10.1021/acsomega.9b03284, 2019.
- Zhang, Y., Liu, X., Fang, Y., Liu, D., Tang, A., and Collett, J. L.: Atmospheric Ammonia in Beijing during the COVID-19 Outbreak: Concentrations, Sources, and Implications, *Environ. Sci. Technol. Lett.*, 8, 32-38, 10.1021/acs.estlett.0c00756, 2021.
- 565 Zhao, Y., and Truhlar, D. G.: The M06 suite of density functionals for main group thermochemistry, thermochemical kinetics, noncovalent interactions, excited states, and transition elements: two new functionals and systematic testing of four M06-class functionals and 12 other functionals, *Theor. Chem. Acc.*, 120, 215-241, 10.1007/s00214-007-0310-x, 2008.

570



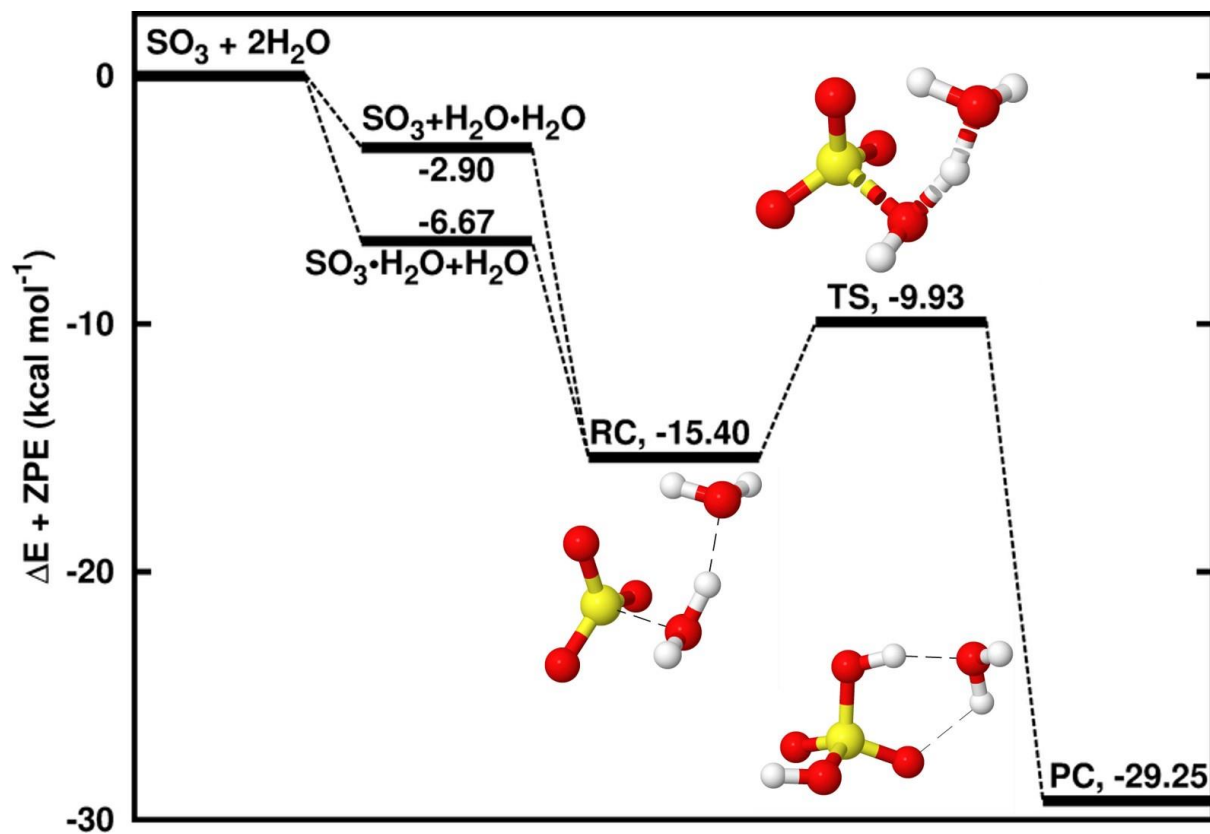
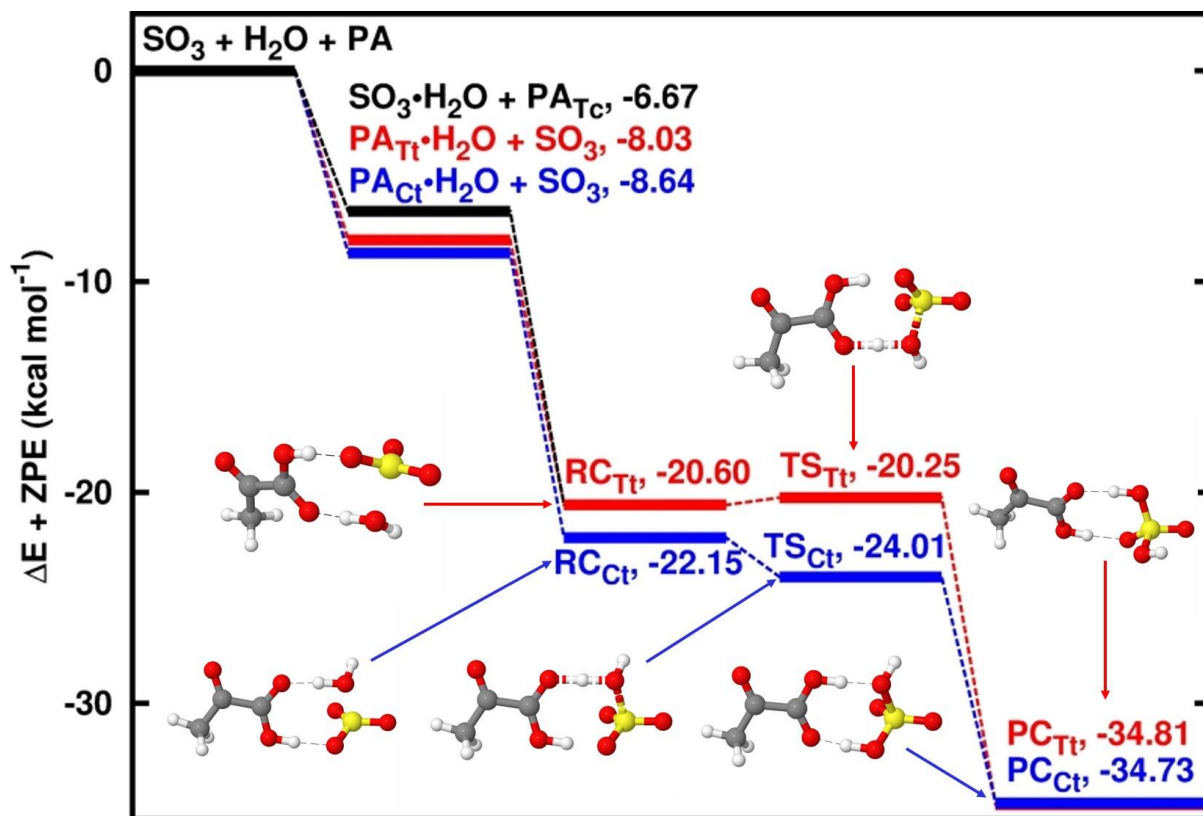


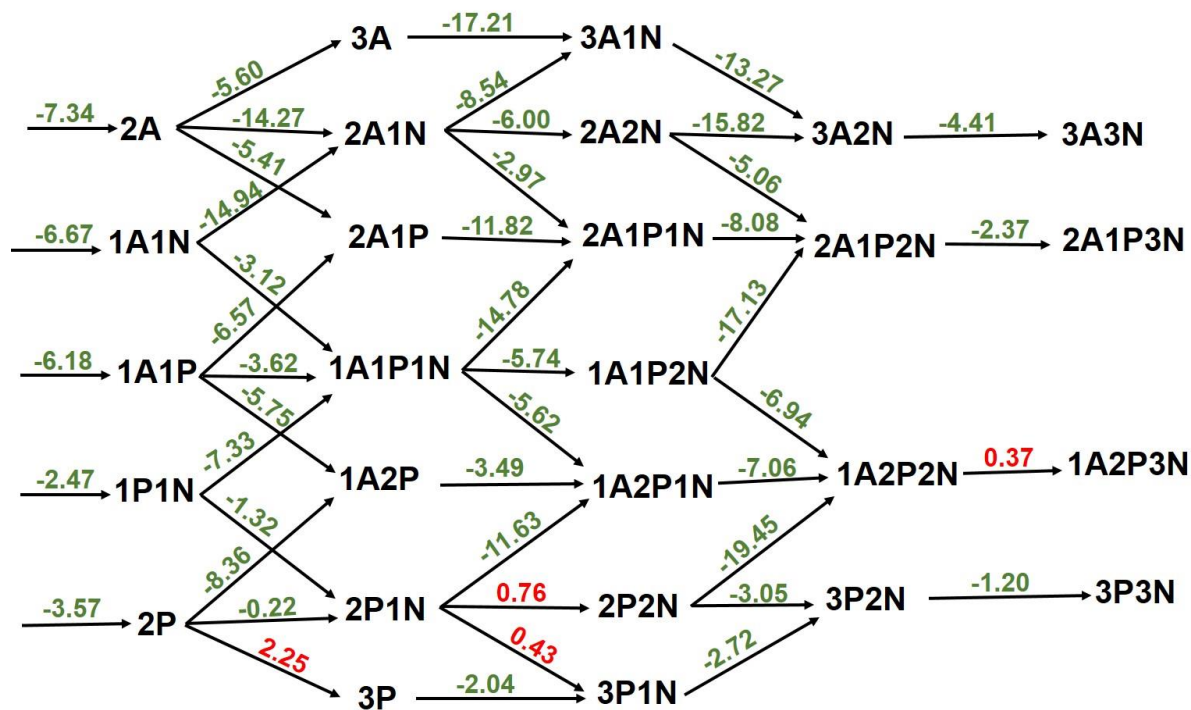
Figure 1: Energy surface for the water-catalyzed  $\text{SO}_3$  hydrolysis. “RC” stands for pre-reactive intermediate; “TS” is transition state and “PC” is product complex. Color coding is yellow for sulfur atom, red for oxygen atom, and white for hydrogen atom. Electronic energy values of all intermediates are indicated and corresponding Gibbs free values are given in Table S4 in the Supplement.

575



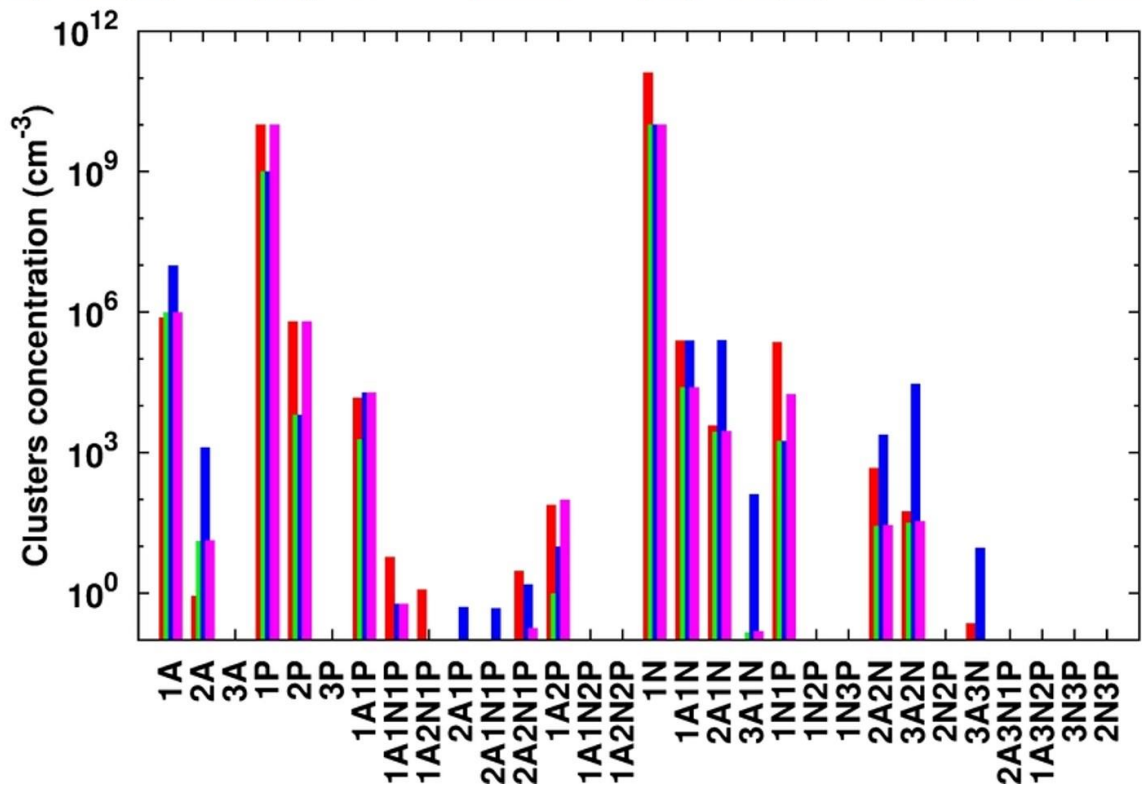
580

Figure 2: Energy surfaces for the pyruvic acid-catalyzed SO<sub>3</sub> hydrolysis. “RC” stands for pre-reactive intermediate; “TS” is transition state and “PC” is product complex. Color coding is yellow for sulfur atom, red for oxygen atom, grey for carbon atom, and white for hydrogen atom. Colored lines indicate the different paths involving the *trans-trans* and *cis-trans* conformers of pyruvic acid. Electronic energy values of all intermediates are indicated and corresponding Gibbs free values are given in Table S4 in the Supplement.

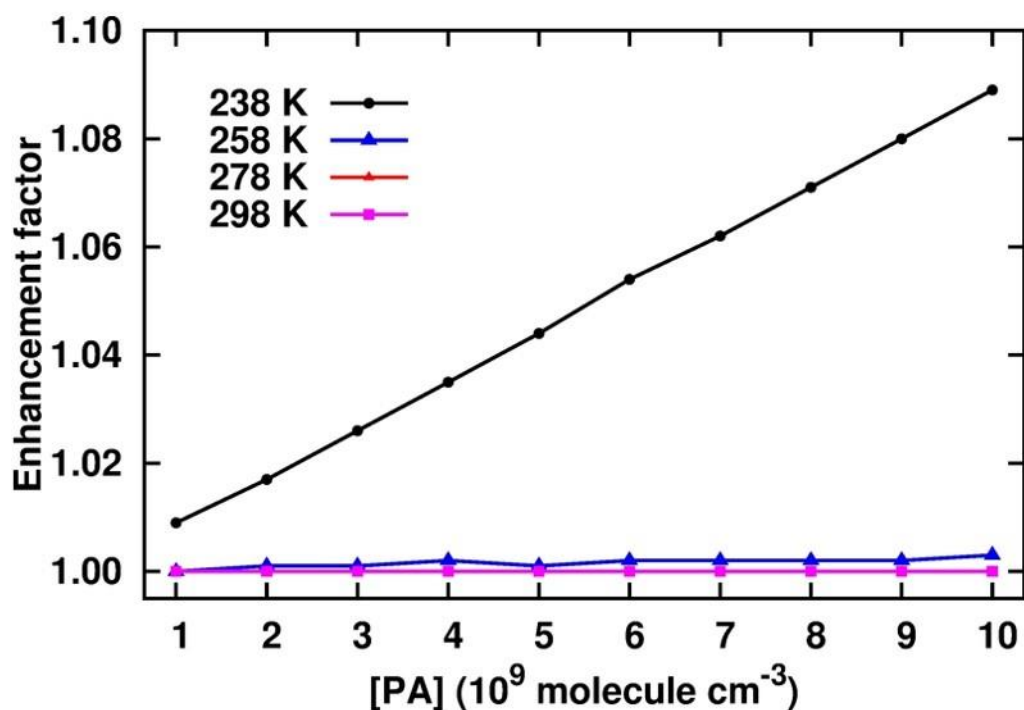
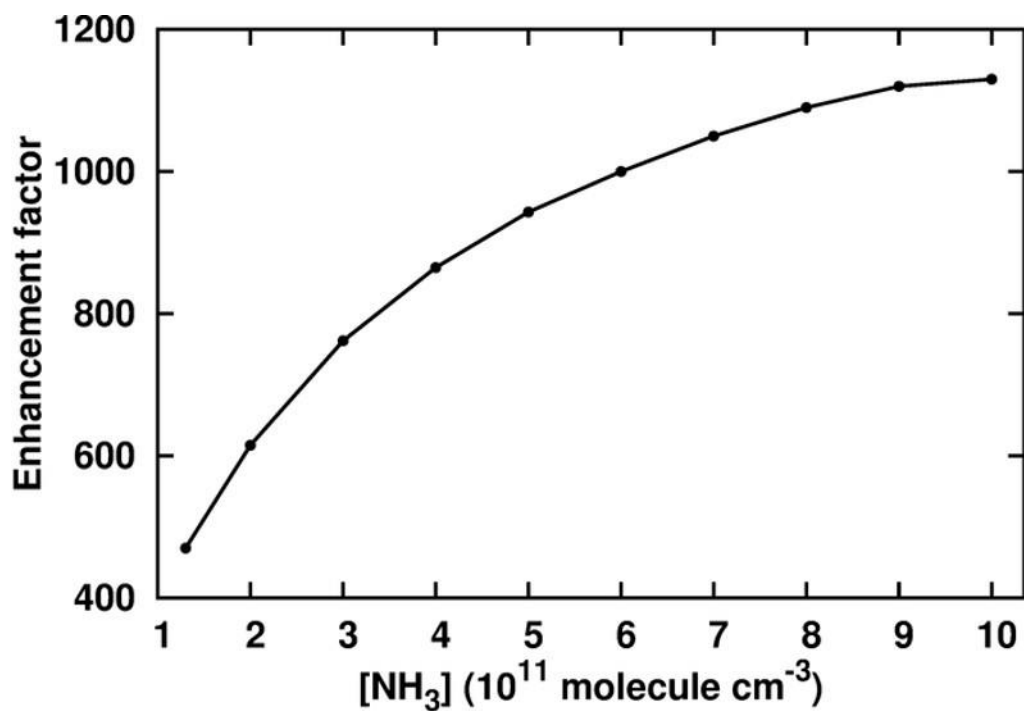


585 Figure 3: Gibbs free energy (in kcal mol<sup>-1</sup>) diagram of sulfuric acid-pyruvic acid-ammonia clusters at 298 K and 1 atm. “A” refers to sulfuric acid, “P” refers to pyruvic acid and “N” refers to ammonia. Green color indicates exergonic processes and red color indicates endergonic processes.

$[SA] = 10^6, [PA] = 10^{10}, [NH_3] = 1.3 \times 10^{11}$  █       $[SA] = 10^7, [PA] = 10^9, [NH_3] = 10^{10}$  █  
 $[SA] = 10^6, [PA] = 10^9, [NH_3] = 10^{10}$  █       $[SA] = 10^6, [PA] = 10^{10}, [NH_3] = 10^{10}$  █



590 Figure 4: Simulated steady-state clusters distribution in the sulfuric acid-pyruvic acid-ammonia system at 238 K, under different initial monomers concentrations. “A” refers to sulfuric acid, “P” refers to pyruvic acid and “N” refers to ammonia.



595 Figure 5: Enhancement of PA in the clusters formation rate in the sulfuric acid-pyruvic acid-ammonia clusters at [SA] = 10<sup>6</sup> cm<sup>-3</sup>, [NH<sub>3</sub>] = 10<sup>10</sup> cm<sup>-3</sup>, [PA] = 10<sup>9</sup> -10<sup>10</sup> cm<sup>-3</sup> and different temperatures (bottom panel), and T = 238 K, [SA] = 10<sup>6</sup> cm<sup>-3</sup>, [PA] = 10<sup>10</sup> cm<sup>-3</sup>, [NH<sub>3</sub>] = 10<sup>11</sup> -10<sup>12</sup> cm<sup>-3</sup> (top panel).

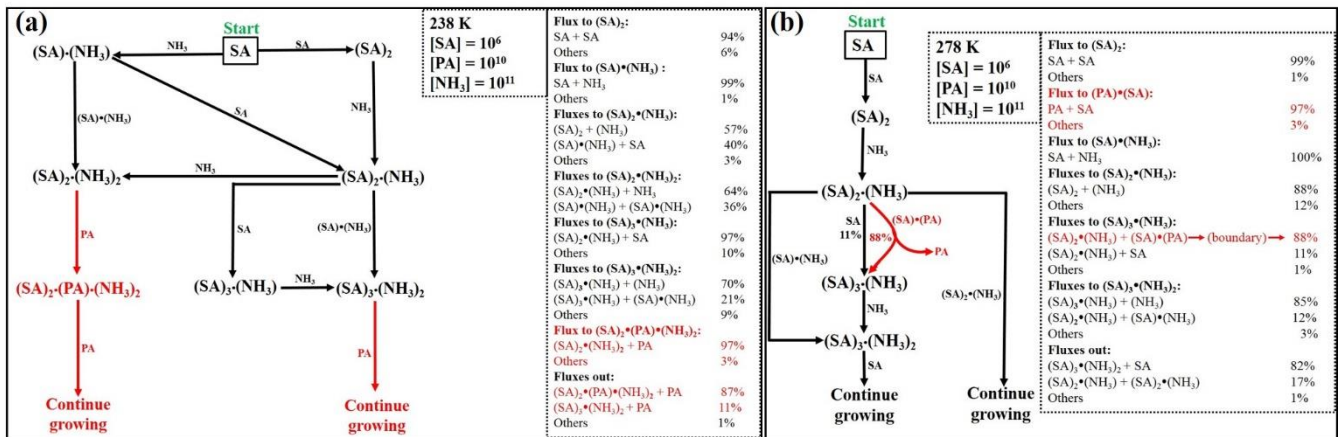


Figure 6: Main cluster pathways at (a) 238 K and (b) 278 K. Monomer concentrations are  $[SA] = 10^6 \text{ cm}^{-3}$ ,  $[PA] = 10^{10} \text{ cm}^{-3}$ , and  $[NH_3] = 10^{11} \text{ cm}^{-3}$ . Red color indicates the path involving PA.

600

605