

Increase of Nitrooxy-organosulfates in Firework-related Urban Aerosols during Chinese New Year Eve

Qiaorong Xie^{1,2}, Sihui Su¹, Jing Chen³, Yuqing Dai⁴, Siyao Yue^{2,5}, Hang Su⁵, Haijie Tong⁶, Wanyu Zhao², Lujie Ren¹, Yisheng Xu⁷, Dong Cao⁸, Ying Li², Yele Sun², Zifa Wang², Cong-Qiang Liu¹,
5 Kimitaka Kawamura⁹, Guibin Jiang⁸, Yafang Cheng⁵, and Pingqing Fu^{1*}

¹Institute of Surface-Earth System Science, School of Earth System Science, Tianjin University, Tianjin 300072, China

²LAPC, Institute of Atmospheric Physics, Chinese Academy of Sciences, Beijing 100029, China

³School of Environmental Science and Engineering, Tianjin University, Tianjin, 300072, China

⁴School of Geography, Earth and Environmental Sciences, University of Birmingham, Birmingham, B15 2TT, UK

10 ⁵Max Planck Institute for Chemistry, Multiphase Chemistry Department, Hahn-Meitner-Weg 1, 55128 Mainz, Germany

⁶Department of Civil and Environmental Engineering, The Hong Kong Polytechnic University, Hong Kong

⁷Chinese Research Academy of Environmental Sciences, Beijing 100012, China

⁸State Key Laboratory of Environmental Chemistry and Ecotoxicology, Research Center for Eco-Environmental Science, Chinese Academy of Sciences, Beijing 100085, China

15 ⁹Chubu Institute for Advanced Studies, Chubu University, Kasugai 487-8501, Japan

Correspondence to: Pingqing Fu (fupingqing@tju.edu.cn)

Abstract. Little is known about the formation processes of nitrooxy-organosulfates (nitrooxy-OSs) by nighttime chemistry. Here we characterize nitrooxy-OSs at a molecular level in firework-related aerosols in urban Beijing during Chinese New Year. High-molecular-weight nitrooxy-OSs with relatively low H/C and O/C ratios and high unsaturation are potentially aromatic-like nitrooxy-OSs. They considerably increased during the New Year's Eve that were affected by the firework emissions. We find that large quantities of carboxylic-rich alicyclic molecules possibly formed by nighttime reactions. The sufficient abundance of aliphatic-like and aromatic-like nitrooxy-OSs in firework-related aerosols demonstrates that the anthropogenic volatile organic compounds are important precursors of urban secondary organic aerosols (SOA). Besides,
25 more than 98% of those nitrooxy-OSs are extremely low-volatile organic compounds that can easily partition into and consist in the particle phase, and affect the volatility, hygroscopicity, and even toxicity of urban aerosols. Our study provides new insights into the formation of nitrooxy-organosulfates from anthropogenic emissions through nighttime chemistry in the urban atmosphere.

1 Introduction

30 Secondary organic aerosols (SOA) are essential components in atmospheric aerosols that are related to climate change, air quality and human health. They are generated through not only daytime photooxidation but also nighttime chemical oxidation from both biogenic and anthropogenic volatile organic compounds (VOCs) (Huang et al., 2019; Rollins et al., 2012; Nozière et al., 2015; Hallquist et al., 2009). Nitrooxy-organosulfates (nitrooxy-OSs) with nitrooxy ($-\text{ONO}_2$) and sulfate ester groups ($-\text{OSO}_3\text{H}$) (Lin et al., 2012; Surratt et al., 2008) substantially participate in the formation of SOA

(Tolocka and Turpin, 2012; Ng et al., 2017; Brüggemann et al., 2020). Moreover, nitrooxy-OSs can alter the surface hygroscopicity of aerosol particles because of their water-soluble and fat-soluble properties, promoting the production of cloud condensation nuclei (Schindelka et al., 2013) and also increasing the light absorption of organic aerosols (Nguyen et al., 2012).

5 Nitrooxy-OSs can be generated from both biogenic (Surratt et al., 2008; Gómez-González et al., 2008; Iinuma et al., 2007b; Surratt et al., 2007) and anthropogenic VOCs (Riva et al., 2015; Tao et al., 2014). The main precursors of biogenic nitrooxy-OSs were isoprene, monoterpenes, sesquiterpenes, and aldehyde, as previous studies observed biogenic nitrooxy-OSs in the isoprene chamber experiments (Surratt et al., 2008; Gómez-González et al., 2008), a forest (Iinuma et al., 2007b) and urban aerosols (Lin et al., 2012). Compared to biogenic nitrooxy-OSs studies, few research activities have been carried out focusing
10 on the anthropogenic nitrooxy-OSs. Tao et al. (2014) found that long-chain alkenes from traffic emissions are possible precursors of long-chain alkyl nitrooxy-OSs in urban aerosols in Shanghai. A recent study reported the presence of nitrooxy-OSs in the polar regions (Ye et al., 2021).

The formation of nitrooxy-OSs due to nighttime chemistry is less understood so far. Surratt et al. (2008) suggested that nitrooxy-OSs can be formed from the combination of organonitrates and sulfates under acidification, while organonitrates
15 are preferably produced by nighttime NO_3 radical oxidation than daytime photooxidation (Huang et al., 2019; Kiendler-Scharr et al., 2016; Rollins et al., 2012). Iinuma et al. (2007) reported that some monoterpene nitrooxy-OSs (e.g., $\text{C}_{10}\text{H}_{17}\text{NO}_7\text{S}$, $\text{C}_{10}\text{H}_{18}\text{N}_2\text{O}_7\text{S}$, and $\text{C}_5\text{H}_{10}\text{N}_2\text{O}_{11}\text{S}$) were only detected in nighttime aerosols, indicating the importance of NO_3 radicals in the nighttime chemistry. Fireworks are frequently conducted as traditional activities to celebrate popular festivals in particular with the New Year's Eve, emitting large quantities of pollutants into the atmosphere (Huang et al., 2012; Vecchi
20 et al., 2008). It is found that lots of semi-volatile to volatile organic compounds, such as *n*-alkanes and polycyclic aromatic hydrocarbons (PAHs), released during firework-related events (Feng et al., 2012; Sarkar et al., 2010), can be essential precursors of anthropogenic nitrooxy-OSs in aerosols (Riva et al., 2015; Tao et al., 2014). Even though, the knowledge of chemical and physical behaviors of nitrooxy-OSs in firework-related urban aerosols is very sparse, particularly for high-
molecular-weight (HMW, molecular weight more than 500 Da) compounds because of their molecular complexity.

25 To fill this research gap, the molecular characterization of HMW nitrooxy-OSs in firework-related aerosols during nighttime is reported in this study based on the measurements from Fourier transform ion cyclotron resonance mass spectrometry (FT-ICR MS) with ultrahigh resolution and mass accuracy. FT-ICR MS has been proven to be a powerful tool to reveal the complicated organic matter in environmental samples at a molecular level (Dzepina et al., 2015; Qi et al., 2020; Qi et al., 2021). Our study presents elemental compositions, classifies the organic mixtures into different categories to identify
30 potential origins of nitrooxy-OSs and to investigate their possible chemical structures and precursors. The volatility of different nitrooxy-OSs is predicted and discussed as well.

2 Experimental section

2.1 Aerosol sampling

Daytime/nighttime aerosol samples (n=6) were sampled from 21st to 23rd of January 2012 in an urban site at the Institute of Atmospheric Physics, Chinese Academy of Sciences (39°58'28"N, 116°22'13"E), Beijing. The samples include NYE D (New Year's Eve daytime before the fireworks), NYE N (New Year's Eve nighttime during the fireworks), LNY D (lunar New Year's Day daytime after the fireworks), LNY N (lunar New Year's Day nighttime), Normal D (Normal Day daytime), and Normal N (Normal Day nighttime) (Xie et al., 2020b). Detailed sample information can be found in Table S1. The total suspended particle (TSP) samples were collected on prebaked quartz filters (20 cm × 25 cm, Pallflex) using a high-volume air sampler (Kimoto, Japan), and then were refrigerated at -20°C until analyzation. Field blank filters were collected following the same procedure. Besides, two-day air mass backward trajectories show that the air was primarily originated from the clean northwest region during the sampling period.

2.2 FT-ICR MS analysis

The method to extract water-soluble organic carbon (WSOC) fractions from each aerosol samples were taken from our previous studies (Xie et al., 2020a; Xie et al., 2020b). After extracted with ultrapure Milli-Q water, WSOC fractions were eluted from a solid-phase extraction cartridge (Oasis HLB, Waters, USA) using methanol, and were analyzed using a 15.0 T Bruker Solarix FT-ICR MS (Bruker Daltonik, GmbH, Bremen, Germany) with the negative electrospray ionization (ESI) mode. An average resolving power (m/Δm50%) of over 400,000 at m/z ~400 was achieved (Cao et al., 2016). The detection mass ranges were 180–1000 Da. The mass spectra were internally calibrated via the Data Analysis software. The mass accuracy was within 1ppm and the peaks of signal to noise ratio higher than 6 were assigned for further analysis. A molecular formula calculator was used to calculate formulas with elemental compositions up to 50 of ¹²C, 100 of ¹H, 50 of ¹⁶O, 2 of ¹⁴N, and 1 of ³²S atoms (Cao et al., 2016; Mazzoleni et al., 2012). Several conservative rules were used as further restrictions for the formula calculation (i.e. the elemental ratios of H/C < 2.5, O/C < 1.2, and S/C < 0.2, and the N rule for even electron ions) (Wozniak et al., 2008; Zhang et al., 2016). Unambiguous molecular formula assignment was determined with the help of the homologous series approach for multiple formula assignments (Koch et al., 2007; Herzsprung et al., 2014). The isotopic peaks were removed in this study.

The formulae containing C, H, N, O, and S atoms, namely CHONS compounds, in WSOC fractions of urban aerosols were assigned from the ESI FT-ICR MS. The number and the total intensity of CHONS compounds attributed to 14–29% and 10–28% of the total assigned compounds, respectively (Figure S1). As the predominant fraction occupying more than 85%, CHONS compounds with O/S ≥ 7 were tentatively deemed to be nitrooxy-OSs in present work, supporting the assignment of a -OSO₃H group and a -ONO₂ group in molecules (Kuang et al., 2016; Wang et al., 2016). However, other sulfur-containing compounds (e.g. sulfonates) might also be introduced and impact the analyzation due to lack of the structure information of ions from tandem MS experiments (Riva et al., 2015; El Haddad et al., 2013).

3 Results and discussion

3.1 General molecular characterization of nitrooxy-OSs

Table 1 shows that slightly higher compounds in number frequency was found in normal nighttime samples (1094 in Normal N) than in normal daytime (885 in Normal D), similar for the comparison between LNY N (1113) and LNY D (1097) samples, which were in agreement with previous studies (Pinxteren et al., 2009; O'Brien et al., 2014; Wang et al., 2016). However, 690 nitrooxy-OSs were observed in NYE D before the firework periods, while it considerably increased up to 2050 in NYE N during the firework periods, indicating a pronounced increment at night during the firework event. They were consistent with the concentration trend of water-soluble organic nitrogen, which were significantly higher in the nighttime than that in the daytime, particularly in NYE N (Table S1). This can be explained by significant precursors emitted from fireworks (Kong et al., 2015) that produce nitrooxy-OSs via the nighttime NO_3 radical chemistry (Riva et al., 2015). Meanwhile, the heavy emissions of nitrogen oxide during the firework event could elevate the production rate of NO_3 radicals (Kiendler-Scharr et al., 2016; Ljungström and Hallquist, 1996), and previous study showed a good correlation between NO_3 and the total concentration of nitrooxy-OSs at the night (Nguyen et al., 2014).

Different from the detected compounds in NYE D, there were 1411 nitrooxy-OSs that were only detected in NYE N, which contributed 69% of total number of nitrooxy-OSs in the sample (Figure 1). Moreover, their relative intensities also accounted for nearly half of that in NYE N. These results indicate that extensive burning of firecrackers offered many specific precursors for the formation of new nitrooxy-OSs.

Nitrooxy-OSs were identified as $\text{N}_1\text{O}_7\text{S}_1$ – $\text{N}_1\text{O}_{13}\text{S}_1$ and $\text{N}_2\text{O}_7\text{S}_1$ – $\text{N}_2\text{O}_{14}\text{S}_1$ species (Figures 2 and S2). Here, $\text{N}_1\text{O}_7\text{S}_1$ compounds refer to formulae containing one nitrogen, seven oxygen, and one sulfur elements, and so for the other species. Their number concentrations decrease with the increase of oxygen content in molecules. $\text{N}_1\text{O}_n\text{S}_1$ species are the predominant nitrooxy-OSs, the number and the intensity of $\text{N}_1\text{O}_n\text{S}_1$ species occupied 65–82% and 62–80% of the total detected nitrooxy-OSs, respectively. During firework periods, up to 1300 species of $\text{N}_1\text{O}_n\text{S}_1$ were detected in NYE N, twice as many as other samples. The effect of pyrotechnics on nitrooxy-OSs become more substantial with the increased oxygen atom number (Figure 2). Similarly, the intensity of $\text{N}_1\text{O}_n\text{S}_1$ species doubled in NYE N compared to other samples. $\text{N}_2\text{O}_n\text{S}_1$ species may have other nitrogenous functional groups (e.g., amino and nitro groups) in addition to nitrate functional group. During non-firework periods, there were an average of 300 species of $\text{N}_2\text{O}_n\text{S}_1$, but the number increased to 724 in NYE N. Moreover, the contribution of fireworks to $\text{N}_2\text{O}_n\text{S}_1$ species was higher than that of $\text{N}_1\text{O}_n\text{S}_1$ compounds, possibly because some released amino acids and their derivatives react to form nitrooxy-OSs with two nitrogen-containing functional groups.

Table 1 and Figure S3 present the arithmetic and weighted mean elemental ratios of total nitrooxy-OSs for each sample, respectively. The average molecular weights rose from 411 ± 69 Da (Normal D) to 417 ± 78 Da (Normal N), and from 398 ± 69 Da (NYE D) to 449 ± 93 Da (NYE N). The average molecular formulae are $\text{C}_{17}\text{H}_{25}\text{O}_{8.5}\text{N}_{1.2}\text{S}_{1.0}$ and $\text{C}_{18}\text{H}_{24}\text{O}_{8.6}\text{N}_{1.3}\text{S}_{1.0}$ for Normal D and Normal N, and $\text{C}_{17}\text{H}_{24}\text{O}_{8.6}\text{N}_{1.1}\text{S}_{1.0}$ and $\text{C}_{21}\text{H}_{26}\text{O}_{9.1}\text{N}_{1.4}\text{S}_{1.0}$ for NYE D and NYE N, respectively. Nitrooxy-OSs in firework-related aerosols had relatively higher C and O contents, indicating that many HMW compounds had a higher

extent of oxidation. Moreover, both O/C and H/C ratios of nitrooxy-OSs lessened in NYE N, along with increases of unsaturation parameters of double-bond equivalent (DBE) values and DBE/C ratios. Similar trends were found for the intensity-weighted average elemental ratios of compounds with high DBE_w values, but low O/C_w and H/C_w ratios (Figure S3). Compared with other studies (Jiang et al., 2016; Lin et al., 2012b), our results suggested that there were more aromatic compounds in aerosol samples. Additionally, lots of nitrooxy-OSs with high DBE values (≥ 7) were only detected in NYE N (Figure 3). They were mostly located in the region of aromatic index (AI) higher than 0.5, referring to their condensed aromatic ring structure. From Table 1, 21 and 38 compounds with AI > 0.5 were observed in Normal D and Normal N, and 22 and 23 compounds in LNY D and LNY N, respectively. Compared with 16 these compounds in NYE D, there were up to 83 compounds in NYE N. These results possibly indicate that pyrotechnic emissions have substantial impacts on the formation of aromatic-like nitrooxy-OSs.

3.2 Van Krevelen diagram division

The Van Krevelen (VK) diagram is widely applied to depict the evolution of organic mixtures and to identify possible origins of organic aerosols by differentiate major known categories of the natural and anthropogenic organic matter (Bianco et al., 2018; Noziere et al., 2015). Here, we applied the VK to investigate nitrooxy-OSs in firework-related aerosols. The particularly seven classification areas are shown in Figures 3 and S4, and their stoichiometric ranges are displayed in Table S2. The two most populated regions correspond to carboxylic-rich alicyclic molecules (CRAMs-like)/lignin-like (49–66% and 40–49% of the total number and intensity) and aliphatic/peptides-like (21–33% and 24–38% of the total number and intensity) classes, which followed by carbohydrates-like (6–12% and 11–19% of total number and intensity) and tannins-like (4–7% of total number and intensity) classes. It is found that more than 98% of nitrooxy-OSs belong to these four categories. Previous studies reported that the majority of WSOC fractions were lignin-, lipids-, and aliphatic/peptides-like classes in aerosols and cloud water (Bianco et al., 2018; Zhao et al., 2013; Wozniak et al., 2008). However, nitrooxy-OSs in the present work had relatively high O/C ratios, potentially because they were consistent with covalently bound HSO₄⁻ (Romero and Oehme, 2005) in HMW sulfur-containing compounds (Wozniak et al., 2008). Besides, nitrooxy-OSs also had high H/C ratios, indicating that sulfation, nitration, or functionalization processes led to mostly saturated compounds. Although the number of all seven types of nitrooxy-OSs increased obviously in NYE N compared with other samples, the impacts of fireworks on nitrooxy-OSs are different in categories. As for the most abundant CRAMs-like nitrooxy-OSs, they were more abundant during the nighttime (620 in Normal N) than daytime (375 in Normal D). However, NYE N contained about 1354 CRAMs-like compounds, which were three times more than NYE D. The relative contribution of the number of these compounds was 60% in NYE N, substantially higher than that in NYE D (45%). The total intensity of such compounds in NYE N was about eight times higher than those in NYE D. These observations demonstrate that nighttime oxidation is important in the formation of CRAMs-like nitrooxy-OSs, especially in the presence of abundant firework-related precursors. CRAMs contain the structures of carboxylated alicyclic and large and fused nonaromatic rings with a high ratio of substituted carboxyl groups (Bianco et al., 2018). However, some CRAMs-like nitrooxy-OSs located in the aromatic area

(AI > 0.5). Thus, there may exist some aromatic-like compounds with some degree of alkylation that have been mistaken for nonaromatic class (Kourtchev et al., 2016; Tong et al., 2016). Also, it was worth noting that nitrooxy-OSs of aromatic region could be lignin-like compounds, which contains aromatic rings in their chemical structures. The results are consistent with the high unsaturation of compounds in the region as described above.

- 5 Aliphatic/peptides-like nitrooxy-OSs have low DBE values and H/C ratios, indicating high degree of saturation and long carbon lengths. Aliphatic-like nitrooxy-OSs (e.g. acyclic compounds) are mainly derived from alkanes, alcohols, ethers, ketones, aldehydes, esters, et al., from anthropogenic and natural emissions. Peptides-like nitrooxy-OSs are primarily derived from functionalized amino acids, peptides, and protein fragments. Unlike CRAMs-like compounds, average relative contributions of both the number and the total intensity of aliphatic/peptides-like nitrooxy-OSs were more abundant during
- 10 daytime (~40%) than nighttime (~30%). However, there are 427 species of aliphatic/peptides-like nitrooxy-OSs in NYE N, which is twice as many as other samples. The intensity of each compound was also higher in NYE N with bigger symbol sizes (Figure 3b), and the total intensity was about three times higher than other samples. These results demonstrate the importance of anthropogenic precursors for the formation of aliphatic/peptides-like nitrooxy-OSs, though they could be more susceptible to photochemical reactions than nighttime chemistry from biogenic precursors.
- 15 Contrary to CRAMs-like, the carbohydrates-like nitrooxy-OSs with high intensity have high H/C and O/C ratios and saturation, indicating highly oxidized and alkylated. The intensity of carbohydrates-like nitrooxy-OSs was significantly higher than that of sulfur-free compounds reported in previous studies (Bianco et al., 2018; Wozniak et al., 2008). It is reasonable because carbohydrates and their derivatives are polyhydroxy aldehydes, polyhydroxy ketones and organic compounds, which can be hydrolyzed to form polyhydroxy aldehydes or polyhydroxy ketones, tending to generate OSs and
- 20 nitrooxy-OSs (Ogino, 2021; Passananti et al., 2016). Moreover, N₂O_nS₁ species were more abundant than N₁O_nS₁ species (Figure S5), indicating a trend toward easily functionalization. Although the number of carbohydrates-like compounds in NYE N was close to other samples, the intensity of them increased, potentially indicating an increase of the concentration of them. As for tannins-like classes, which are also highly oxygenated organic compounds (Bianco et al., 2018), their content in NYE N was also more abundant than other samples.
- 25 Considering the lipids-like, unsaturated hydrocarbons and aromatic structures classes, only less than 1.5% compounds are in these regions. Lipids-like organics, containing monoglycerides, diglycerides, fats, fat-soluble vitamins, and sterols, primarily originate from biogenic materials and phospholipids (Bianco et al., 2018; Gurganus et al., 2015), but most nitrooxy-OSs are of secondary origin. Unsaturated hydrocarbons compounds are mostly composed of carbon and hydrogen atoms, while nitrooxy-OSs have lots of heteroatoms. As for aromatic compounds, they are mainly produced by combustions as the
- 30 indicators of anthropogenic origin. The limited number of nitrooxy-OSs detected in this region may be due to the tendency of some alkylated compounds to fall into other categories (e.g., CRAMs-like). All up, all nitrooxy-OS categories were enhanced in NYE N, particularly for the lignin-like nitrooxy-OSs. Moreover, the intensity of carbohydrates-like nitrooxy-OSs increased due to the enhancement of nighttime chemistry.

3.3 Subgroups and potential precursors

Figure S6 showed that compared with NYE D, nitrooxy-OSs (> 1500 compounds) were densely distributed with high DBE values (≥ 7) during the firework event, especially for those in the HMW region. Most of the nitrooxy-OSs were aromatics with X_c higher than 2.5 (Yassine et al., 2014) and lower O/C (≤ 0.5) and H/C (≤ 1.5) ratios. Besides, high intensities of these highly unsaturated compounds indicated their sufficient contents in aerosols. From Figures 4 and 5, the DBE values and C numbers of $N_1O_nS_1$ species of nitrooxy-OSs in NYE N varied separately within the range of 0–23 and 6–35, which were upper than the average value of DBE (0–16) and C number (6–27) in other samples. Although the abundance of nitrooxy-OSs of DBE (4–10) and C number (10–20) in the nighttime was higher than that during the daytime, the number of nitrooxy-OSs with DBE and C number in the range of 4–18 and 10–20 was even higher in the NYE N. These highly unsaturated nitrooxy-OSs are aromatics, which may be originated from firework-related aromatic VOCs or PAHs (Riva et al., 2015). Nitrooxy-OSs have an extensive range of unsaturation with DBE values ranging from 0 to 23 (Figure 4). Previous studies have reported that nitrooxy-OSs (e.g. $C_{10}H_{17}NO_7S$ (1), $C_9H_{15}NO_8S$ (2)) can be formed from biogenic VOCs (e.g. α -pinene and limonene) (Cai et al., 2020; Surratt et al., 2008; Iinuma et al., 2007a). $C_{10}H_{17}NO_7S$ and $C_9H_{15}NO_8S$ (Figure 4) have the same degree of unsaturation as their precursors and show the strongest intensity among all nitrooxy-OSs, which demonstrate that α -pinene and limonene are the primary precursors of biogenic nitrooxy-OSs. A continuous series of corresponding family series was also detected in firework-related aerosols, namely $C_nH_{2n-3}NO_7S$ ($n=9-22$) and $C_nH_{2n-3}NO_8S$ ($n=9-24$) (Figure 5).

The nitrooxy-OSs were divided into three main categories to illustrate the molecular difference. Group A comprises aliphatic-like nitrooxy-OSs (DBE ≤ 2), which is featured by long alkyl carbon chains with high saturation; Group B contains aromatic-like nitrooxy-OSs ($X_c > 2.5$) with high unsaturation; Group C represents the rest compounds similar to biogenic nitrooxy-OSs with a moderate extent of saturation. As for the aliphatic-like nitrooxy-OSs, such as $C_{18}H_{35}NO_9S$ (3) and $C_{12}H_{25}NO_7S$ (4) (Figure 4), they have saturated and long carbon chains, which may source from precursors such as long-chain alkenes, alkanes, and fatty acids by photooxidation. Both had relatively high intensities and consecutive family series i.e. $C_nH_{2n-1}NO_9S$ ($n=9-22$) and $C_nH_{2n+1}NO_7S$ ($n=6-24$), respectively (Figure 5). These precursors may also produce nitrooxy-OSs under high NO_x conditions or break double bonds to form intermediate products through photooxidation, and then form nitrooxy-OSs with sulfates. Some possible formation mechanisms are proposed in Figure 4(g). It is noted that, except for compounds (1) and (2), the intensity of each aliphatic-like nitrooxy-OSs are higher than others in daytime samples, highlighting the importance of photooxidation to their generation.

The number of the aromatic-like nitrooxy-OSs were the most abundant among all measured nitrooxy-OSs. Figures S6(d) and S6(h) showed that there were slight differences between NYE D and NYE N for aliphatic and biogenic nitrooxy-OSs. Nonetheless, compared with the daytime, the number of aromatic-like nitrooxy-OSs considerably enhanced in NYE N with the HMW ones. Riva et al. (2015) using side by side comparison experiments proved that the generation of OSs and sulfonates from PAHs was enhanced with the acidified sulfate seed aerosols existed. Their results implied that aromatic-like

nitrooxy-OSs might efficiently be generated through PAHs and sulfate ions released from fireworks at night without the participation of photochemistry. For instance, the aromatic-like nitrooxy-OSs with multiple benzenes can be generated from carboxyl compounds, which is a oxidation products of pyrene (Juhasz and Naidu, 2000). Some possible structures, such as $C_{18}H_{15}NO_{11}S$ (5), $C_{16}H_{13}NO_9S$ (6), and $C_{11}H_{15}NO_8S$ (7), and proposed formation mechanisms are displayed in Figures 4, 5 respectively. Their corresponding family series (i.e. $C_nH_{2n-21}NO_{11}S$ ($n=17-28$), $C_nH_{2n-19}NO_9S$ ($n=15-29$), and $C_nH_{2n-7}NO_8S$ ($n=8-29$)) have more carbon atoms than the biogenic and aliphatic nitrooxy-OSs (Figure 5), possibly because they are formed via the polymerization process or derived from aromatic compounds with high carbon content. Besides, it is noted that the intensity of each aromatic-like nitrooxy-OSs was lower than the other two groups and decreased with the increase of unsaturation (Figures 4 and Table S3). These may because the water solubility of aromatic-like nitrooxy-OSs decreases with the increasing unsaturation. However, these nitrooxy-OSs are possibly present in the non-WSOC fractions, which requires further investigations.

3.4 Volatility characteristics and molecular corridors

Molecular corridors that constrained by two boundary lines of sugar alcohols $C_nH_{2n+2}O_n$ with $O/C = 1$ and linear n -alkanes C_nH_{2n+2} with $O/C = 0$ are used for a better understanding of the chemical and physical properties in SOA evolution (Shiraiwa et al., 2017; Li et al., 2016; Shiraiwa et al., 2014). From Figure 6(a-b), more than 98% of nitrooxy-OSs detected in present study were located in the region of extremely low-volatile organic compounds (ELVOC) with saturation mass concentration (C_0) $< 3 \times 10^{-4} \mu g m^{-3}$ (Murphy et al., 2014; Donahue et al., 2011) and a molar mass higher than $250 g mol^{-1}$. Moreover, the volatility varies among $N_1O_nS_1$ and $N_2O_nS_1$ species because of the differences in their molecular composition and structures. Compared with $N_1O_nS_1$, many of the $N_2O_nS_1$ species have lower volatility and higher O/C ratio, nearing the sugar alcohols $C_nH_{2n+2}O_n$ line. Lots of these compounds with higher intensity were found in NYE N than other samples, which suggests that highly oxidized compounds are produced in large quantities via nighttime chemistry after firework emissions. Moreover, the volatility of nitrooxy-OSs potentially decreased with the increase of molecular weight and unsaturation. Compared with compounds in NYE D, numbers of nitrooxy-OSs with low volatility were only detected in NYE N, possibly because of the increase of HMW aromatic-like nitrooxy-OSs affected by firework emissions. Besides, it was worth noting that the volatility of nitrooxy-OSs was lower than that of OSs (Xie et al., 2020a), possibly because they are highly functionalized compounds. The molecular corridor includes three primary parts, consisting of low, intermediate, and high O/C ratio corridors (LOC, IOC, and HOC) (Shiraiwa et al., 2014). The plentiful gas-phase oxidation products of alkanes fall into LOC, which near the alkanes line. Conversely, the aqueous-phase reaction and autoxidation products were in HOC, closing to the sugar alcohols line. The IOC corridor is the area connecting LOC and HOC. Nitrooxy-OSs observed in this work are dominantly found in the IOC molecular corridors. $N_1O_nS_1$ are closer to the LOC corridors, while $N_2O_nS_1$ are closer to the HOC corridors. These results suggest that most of firework-related nitrooxy-OSs were possibly gas- and/or particle-phase autoxidation or dimerization products. For instance, nitrooxy-OS can be formed through hydroxynitrate gas-phase products reactively up taking onto acidified sulfate seed aerosols through the esterification of the hydroxyl group with sulfuric acid (Surratt et al.,

2008). Jay and Stieglitz (1989) also found hydroxynitrates produced by the oxidation of α -pinene induced by NO_3 at night. Also, several newly firework-related nitrooxy-OSs with higher molecular weight were possibly generated from dimerization and oligomerization in the particle phase. These results demonstrate that the dimerization and functionalization of nitrooxy-OSs can be substantially enhanced in the particle-phase with rising pollutant concentrations and varying reaction scenarios.

5 Although nitrooxy-OSs have been frequently reported within aerosols (Cai et al., 2020; O'Brien et al., 2014; Lin et al., 2012), deposited sediment (Zhang et al., 2016), and atmospheric water such as cloud water (Zhao et al., 2013), rain (Altieri et al., 2009), or fog (Mazzoleni et al., 2010), they were different from those in the present work because of the unique chemical reactions during the fireworks (Figure 6c). Organics in atmospheric water with aqueous phase reactions are highly oxidized and close to the sugar alcohol line. Although a fraction of cloud-water nitrooxy-OSs overlap with those in aerosols, the
10 firework-related nitrooxy-OSs in our work showed a higher molar mass and lower volatility than urban aerosols reported previously (O'Brien et al., 2014; Lin et al., 2012), especially at NYE night, potentially because of increased dimerization and oligomerization reactions.

4 Summary and Prospective

The present study provides unique information about the important contributions of anthropogenic precursors, as well as
15 biogenic precursors, to the formation of nitrooxy-OSs in ambient aerosols during the firework events. Instead, numbers of nitrooxy-OSs were potentially derived from alkene, fatty acids, and aromatics, and their derivatives compared to biogenic-related nitrooxy-OSs. The surfactant properties of ambient aerosol particles may be influenced after coupling with hydrophilic functional groups of nitrooxy and sulfate, which affect the formation of cloud condensation nuclei. Furthermore, influenced by the firework emission, a lot of organonitrates in the gas-phase can partition into the particles phase by forming
20 nitrooxy-OSs with low volatility as ELVOC, thus participating in the organic nitrogen cycle. Besides, they also affect the NO_x cycle in the atmosphere. Our results highlight that firework emission considerably contributes to the formation of nitrooxy-OSs and will have an important influence on atmospheric physical and chemical processes. Nevertheless, nighttime chemistry of NO_3 radicals were substantially involved in the generation of nitrooxy-OSs, particularly for aromatic-like compounds. Such complex mechanisms warrant further investigations.

25

Data availability. The dataset for this paper is available upon request from the corresponding author (fupingqing@tju.edu.cn).

Author contributions. PF, YX, YC, and QX designed the research. QX, SS, JC, SY, and DC conducted the laboratory
analysis. YD, SY, HS, HT, WZ, RL, YL, YS, ZW, C-QL, KK, GJ, YC, and PF reviewed and commented on the paper. QX and PF wrote
30 the paper.

Competing interests. The authors declare that they have no conflict of interest.

Acknowledgements. This work was funded the National Natural Science Foundation of China (grant nos. 41625014 and 41961130384).

References

- Altieri, K. E., Turpin, B. J., Seitzinger, S. P.: Oligomers, organosulfates, and nitrooxy organosulfates in rainwater identified by ultra-high resolution electrospray ionization FT-ICR mass spectrometry, *Atmos. Chem. Phys.*, 9, 2533-2542, 10.5194/acp-9-2533-2009, 2009.
- Bianco, A., Deguillaume, L., Vařtilingom, M., Nicol, E., Baray, J. L., Chaumerliac, N., Bridoux, M. C.: Molecular Characterization of Cloud Water Samples Collected at the puy de Dôme (France) by Fourier Transform Ion Cyclotron Resonance Mass Spectrometry, *Environ. Sci. Technol.*, acs.est.8b01964, 2018.
- Bruggemann, M., Xu, R. S., Tilgner, A., Kwong, K. C., Mutzel, A., Poon, H. Y., Otto, T., Schaefer, T., Poulain, L., Chan, M. N., Herrmann, H.: Organosulfates in Ambient Aerosol: State of Knowledge and Future Research Directions on Formation, Abundance, Fate, and Importance, *Environmental Science & Technology*, 54, 3767-3782, 10.1021/acs.est.9b06751, 2020.
- Cai, D. M., Wang, X. K., Chen, J. M., Li, X.: Molecular Characterization of Organosulfates in Highly Polluted Atmosphere Using Ultra-High-Resolution Mass Spectrometry, *Journal of Geophysical Research-Atmospheres*, 125, e2019JD032253, 10.1029/2019jd032253, 2020.
- Donahue, N. M., Epstein, S. A., Pandis, S. N., Robinson, A. L.: A two-dimensional volatility basis set: 1. organic-aerosol mixing thermodynamics, *Atmos. Chem. Phys.*, 11, 3303-3318, 10.5194/acp-11-3303-2011, 2011.
- Dzepina, K., Mazzoleni, C., Fialho, P., China, S., Zhang, B., Owen, R. C., Helmig, D., Hueber, J., Kumar, S., Perlinger, J. A., Kramer, L. J., Dziobak, M. P., Ampadu, M. T., Olsen, S., Wuebbles, D. J., Mazzoleni, L. R.: Molecular characterization of free tropospheric aerosol collected at the Pico Mountain Observatory: a case study with a long-range transported biomass burning plume, *Atmos. Chem. Phys.*, 15, 5047-5068, 10.5194/acp-15-5047-2015, 2015.
- El Haddad, I., Marchand, N., D'Anna, B., Jaffrezo, J. L., Wortham, H.: Functional group composition of organic aerosol from combustion emissions and secondary processes at two contrasted urban environments, *Atmos. Environ.*, 75, 308-320, 10.1016/j.atmosenv.2013.04.019, 2013.
- Feng, J., Sun, P., Hu, X., Zhao, W., Wu, M., Fu, J.: The chemical composition and sources of PM 2.5 during the 2009 Chinese New Year's holiday in Shanghai, *Atmos. Res.*, 118, 435-444, 2012.
- Gómez-González, Y., Surratt, J. D., Cuyckens, F., Szmigielski, R., Vermeylen, R., Jaoui, M., Lewandowski, M., Offenberg, J. H., Kleindienst, T. E., Edney, E. O.: Characterization of organosulfates from the photooxidation of isoprene and unsaturated fatty acids in ambient aerosol using liquid chromatography/(−) electrospray ionization mass spectrometry, *J. Mass Spectrom.*, 43, 371-382, 2008.
- Gurganus, S. C., Wozniak, A. S., Hatcher, P. G.: Molecular characteristics of the water soluble organic matter in size-fractionated aerosols collected over the North Atlantic Ocean, *Mar. Chem.*, 170, 37-48, 2015.
- Hallquist, M., Wenger, J. C., Baltensperger, U., Rudich, Y., Simpson, D., Claeys, M., Dommen, J., Donahue, N. M., George, C., Goldstein, A. H., Hamilton, J. F., Herrmann, H., Hoffmann, T., Iinuma, Y., Jang, M., Jenkin, M., Jimenez, J. L., Kiendler-Scharr, A., Maenhaut, W., McFiggans, G., Mentel, T. F., Monod, A., Prévôt, A. S. H., Seinfeld, J. H., Surratt, J. D., Szmigielski, R., Wildt, J.: The formation, properties and impact of secondary organic aerosol: current and emerging issues, *Atmos. Chem. Phys.*, 9, 5155-5235, 2009.
- Herzprung, P., Hertkorn, N., von Tumpling, W., Harir, M., Friese, K., Schmitt-Kopplin, P.: Understanding molecular formula assignment of Fourier transform ion cyclotron resonance mass spectrometry data of natural organic matter from a chemical point of view, *Anal. Bioanal. Chem.*, 406, 7977-7987, 10.1007/s00216-014-8249-y, 2014.

- Huang, K., Zhuang, G., Lin, Y., Wang, Q., Fu, J. S., Zhang, R., Li, J., Deng, C., Fu, Q.: Impact of anthropogenic emission on air quality over a megacity – revealed from an intensive atmospheric campaign during the Chinese Spring Festival, *Atmos. Chem. Phys.*, 12, 11631-11645, 10.5194/acp-12-11631-2012, 2012.
- Huang, W., Saathoff, H., Shen, X., Ramisetty, R., Leisner, T., Mohr, C.: Chemical Characterization of Highly Functionalized Organonitrates Contributing to Night-time Organic Aerosol Mass Loadings and Particle Growth, *Environ. Sci. Technol.*, 2019.
- Iinuma, Y., Muller, C., Berndt, T., Boge, O., Claeys, M., Herrmann, H.: Evidence for the existence of organosulfates from beta-pinene ozonolysis in ambient secondary organic aerosol, *Environ. Sci. Technol.*, 41, 6678-6683, 10.1021/es070938t, 2007a.
- Iinuma, Y., Muller, C., Boge, O., Gnauk, T., Herrmann, H.: The formation of organic sulfate esters in the limonene ozonolysis secondary organic aerosol (SOA) under acidic conditions, *Atmos. Environ.*, 41, 5571-5583, 10.1016/j.atmosenv.2007.03.007, 2007b.
- 10 Jay, K., Stieglitz, L.: The gas phase addition of NO_x to olefins, *Chemosphere*, 19, 1939-1950, 1989.
- Juhasz, A. L., Naidu, R.: Bioremediation of high molecular weight polycyclic aromatic hydrocarbons: a review of the microbial degradation of benzo [a] pyrene, *Int. Biodeter. Biodegr.*, 45, 57-88, 2000.
- Kiendler-Scharr, A., Mensah, A. A., Friese, E., Topping, D., Nemitz, E., Prevot, A. S. H., Aijala, M., Allan, J., Canonaco, F., Canagaratna, M., Carbone, S., Crippa, M., Dall'Osto, M., Day, D. A., De Carlo, P., Di Marco, C. F., Elbern, H., Eriksson, A., Freney, E., Hao, L., Herrmann, H., Hildebrandt, L., Hillamo, R., Jimenez, J. L., Laaksonen, A., McFiggans, G., Mohr, C., O'Dowd, C., Otjes, R., Ovadnevaite, J., Pandis, S. N., Poulain, L., Schlag, P., Sellegri, K., Swietlicki, E., Tiitta, P., Vermeulen, A., Wahner, A., Worsnop, D., Wu, H. C.: Ubiquity of organic nitrates from nighttime chemistry in the European submicron aerosol, *Geophys. Res. Lett.*, 43, 7735-7744, 10.1002/2016gl069239, 2016.
- 15 Koch, B. P., Dittmar, T., Witt, M., Kattner, G.: Fundamentals of molecular formula assignment to ultrahigh resolution mass data of natural organic matter, *Anal. Chem.*, 79, 1758-1763, 10.1021/ac061949s, 2007.
- 20 Kong, S. F., Li, X. X., Li, L., Yin, Y., Chen, K., Yuan, L., Zhang, Y. J., Shan, Y. P., Ji, Y. Q.: Variation of polycyclic aromatic hydrocarbons in atmospheric PM_{2.5} during winter haze period around 2014 Chinese Spring Festival at Nanjing: Insights of source changes, air mass direction and firework particle injection, *Sci. Total Environ.*, 520, 59-72, 10.1016/j.scitotenv.2015.03.001, 2015.
- 25 Kourtchev, I., Godoi, R. H. M., Connors, S., Levine, J. G., Archibald, A. T., Godoi, A. F. L., Paralovo, S. L., Barbosa, C. G. G., Souza, R. A. F., Manzi, A. O., Seco, R., Sjostedt, S., Park, J. H., Guenther, A., Kim, S., Smith, J., Martin, S. T., Kalberer, M.: Molecular composition of organic aerosols in central Amazonia: an ultra-high-resolution mass spectrometry study, *Atmos. Chem. Phys.*, 16, 11899-11913, 10.5194/acp-16-11899-2016, 2016.
- Kuang, B. Y., Lin, P., Hu, M., Yu, J. Z.: Aerosol size distribution characteristics of organosulfates in the Pearl River Delta region, China, *Atmos. Environ.*, 130, 23-35, 2016.
- 30 Li, Y., Poeschl, U., Shiraiwa, M.: Molecular corridors and parameterizations of volatility in the chemical evolution of organic aerosols, *Atmos. Chem. Phys.*, 16, 3327-3344, 10.5194/acp-16-3327-2016, 2016.
- Lin, P., Yu, J. Z., Engling, G., Kalberer, M.: Organosulfates in humic-like substance fraction isolated from aerosols at seven locations in East Asia: A study by ultra-high-resolution mass spectrometry, *Environ. Sci. Technol.*, 46, 13118-13127, 2012.
- Ljungström, E., Hallquist, M.: Nitrate radical formation rates in scandinavia, *Atmos. Environ.*, 30, 2925-2932, 1996.
- 35 Mazzoleni, L. R., Ehrmann, B. M., Shen, X., Marshall, A. G., Collett, J. L.: Water-Soluble Atmospheric Organic Matter in Fog: Exact Masses and Chemical Formula Identification by Ultrahigh-Resolution Fourier Transform Ion Cyclotron Resonance Mass Spectrometry, *Environ. Sci. Technol.*, 44, 3690-3697, 10.1021/es903409k, 2010.
- Murphy, B. N., Donahue, N. M., Robinson, A. L., Pandis, S. N.: A naming convention for atmospheric organic aerosol, *Atmos. Chem. Phys.*, 14, 5825-5839, 10.5194/acp-14-5825-2014, 2014.

- Ng, N. L., Brown, S. S., Archibald, A. T., Atlas, E., Cohen, R. C., Crowley, J. N., Day, D. A., Donahue, N. M., Fry, J. L., Fuchs, H., Griffin, R. J., Guzman, M. I., Herrmann, H., Hodzic, A., Iinuma, Y., Jimenez, J. L., Kiendler-Scharr, A., Lee, B. H., Luecken, D. J., Mao, J. Q., McLaren, R., Mutzel, A., Osthoff, H. D., Ouyang, B., Picquet-Varrau, B., Platt, U., Pye, H. O. T., Rudich, Y., Schwantes, R. H., Shiraiwa, M., Stutz, J., Thornton, J. A., Tilgner, A., Williams, B. J., Zaveri, R. A.: Nitrate radicals and biogenic volatile organic compounds: oxidation, mechanisms, and organic aerosol, *Atmospheric Chemistry and Physics*, 17, 2103-2162, 10.5194/acp-17-2103-2017, 2017.
- Nguyen, Q. T., Christensen, M. K., Cozzi, F., Zare, A., Hansen, A. M. K., Kristensen, K., Tulinius, T. E., Madsen, H. H., Christensen, J. H., Brandt, J., Massling, A., Nojgaard, J. K., Glasius, M.: Understanding the anthropogenic influence on formation of biogenic secondary organic aerosols in Denmark via analysis of organosulfates and related oxidation products, *Atmos. Chem. Phys.*, 14, 8961-8981, 10.5194/acp-14-8961-2014, 2014.
- Nguyen, T. B., Lee, P. B., Updyke, K. M., Bones, D. L., Laskin, J., Laskin, A., Nizkorodov, S. A.: Formation of nitrogen- and sulfur-containing light-absorbing compounds accelerated by evaporation of water from secondary organic aerosols, *J. Geophys. Res.-Atmos.*, 117, 2012.
- Nozière, B., Kaberer, M., Claeys, M., Allan, J., D'Anna, B., Decesari, S., Finessi, E., Glasius, M., Grgic, I., Hamilton, J. F., Hoffmann, T., Iinuma, Y., Jaoui, M., Kahno, A., Kampf, C. J., Kourchev, I., Maenhaut, W., Marsden, N., Saarikoski, S., Schnelle-Kreis, J., Surratt, J. D., Szidat, S., Szmigielski, R., Wisthaler, A.: The Molecular Identification of Organic Compounds in the Atmosphere: State of the Art and Challenges, *Chem. Rev.*, 115, 3919-3983, 10.1021/cr5003485, 2015.
- Noziere, B., Kalberer, M., Claeys, M., Allan, J., D'Anna, B., Decesari, S., Finessi, E., Glasius, M., Grgic, I., Hamilton, J. F.: The molecular identification of organic compounds in the atmosphere: state of the art and challenges, *Chem. Rev.*, 115, 3919-3983, 2015.
- O'Brien, R. E., Laskin, A., Laskin, J., Rubitschun, C. L., Surratt, J. D., Goldstein, A. H.: Molecular characterization of S-and N-containing organic constituents in ambient aerosols by negative ion mode high-resolution Nanospray Desorption Electrospray Ionization Mass Spectrometry: CalNex 2010 field study, *J. Geophys. Res.-Atmos.*, 119, 2014.
- Ogino, I.: Conversion of Carbohydrates to High Value Products, *Heterogeneous Catalysts*, 617-632, <https://doi.org/10.1002/9783527813599.ch34>, 2021.
- Passananti, M., Kong, L., Shang, J., Dupart, Y., Perrier, S., Chen, J., Donaldson, D. J., George, C.: Organosulfate Formation through the Heterogeneous Reaction of Sulfur Dioxide with Unsaturated Fatty Acids and Long-Chain Alkenes, *Angew. Chem. Int. Ed.*, 55, 10336-10339, 2016.
- Pinxteren, D. V., Brüeggemann, E., Gnauk, T., Iinuma, Y., Mueller, K., Nowak, A., Achtert, P., Wiedensohler, A., Herrmann, H.: Size and time-resolved chemical particle characterization during CAREBeijing-2006: Different pollution regimes and diurnal profiles, *J. Geophys. Res.-Atmos.*, 114, 2009.
- Qi, Y. L., Fu, P. Q., Li, S. L., Ma, C., Liu, C. Q., Volmer, D. A.: Assessment of molecular diversity of lignin products by various ionization techniques and high-resolution mass spectrometry, *Science of the Total Environment*, 713, 136573, 10.1016/j.scitotenv.2020.136573, 2020.
- Qi, Y. L., Fu, P. Q., Volmer, D. A.: Analysis of natural organic matter via fourier transform ion cyclotron resonance mass spectrometry: an overview of recent non-petroleum applications, *Mass Spectrometry Reviews*, 10.1002/mas.21634, 2021.
- Riva, M., Tomaz, S., Cui, T., Lin, Y.-H., Perraudin, E., Gold, A., Stone, E. A., Villenave, E., Surratt, J. D.: Evidence for an unrecognized secondary anthropogenic source of organosulfates and sulfonates: Gas-phase oxidation of polycyclic aromatic hydrocarbons in the presence of sulfate aerosol, *Environ. Sci. Technol.*, 49, 6654-6664, 2015.
- Rollins, A. W., Browne, E. C., Min, K.-E., Pusede, S. E., Wooldridge, P. J., Gentner, D. R., Goldstein, A. H., Liu, S., Day, D. A., Russell, L. M.: Evidence for NO_x control over nighttime SOA formation, *Science*, 337, 1210-1212, 2012.

- Romero, F., Oehme, M.: Organosulfates—a new component of humic-like substances in atmospheric aerosols?, *J. Atmos. Chem.*, 52, 283-294, 2005.
- Sarkar, S., Khillare, P. S., Jyethi, D. S., Hasan, A., Parween, M.: Chemical speciation of respirable suspended particulate matter during a major firework festival in India, *J. Hazard. Mater.*, 184, 321-330, 10.1016/j.jhazmat.2010.08.039, 2010.
- 5 Schindelka, J., Iinuma, Y., Hoffmann, D., Herrmann, H.: Sulfate radical-initiated formation of isoprene-derived organosulfates in atmospheric aerosols, *Faraday Discuss.*, 165, 237-259, 2013.
- Shiraiwa, M., Berkemeier, T., Schilling-Fahnestock, K. A., Seinfeld, J. H., Poeschl, U.: Molecular corridors and kinetic regimes in the multiphase chemical evolution of secondary organic aerosol, *Atmos. Chem. Phys.*, 14, 8323-8341, 10.5194/acp-14-8323-2014, 2014.
- Shiraiwa, M., Li, Y., Tsimpidi, A. P., Karydis, V. A., Berkemeier, T., Pandis, S. N., Lelieveld, J., Koop, T., Pöschl, U.: Global distribution of particle phase state in atmospheric secondary organic aerosols, *Nat. Commun.*, 8, 15002, 10.1038/ncomms15002, 2017.
- 10 Surratt, J. D., Kroll, J. H., Kleinsienst, T. E., Edney, E. O., Claeys, M., Sorooshian, A., Ng, N. L., Offenberg, J. H., Lewandowski, M., Jaoui, M., Jaouri, R., Flagan, R. C., Seinfeld, J. H.: Evidence for organosulfates in secondary organic aerosol, *Environ. Sci. Technol.*, 41, 517-527, 2007.
- Surratt, J. D., Gómez-González, Y., Chan, A. W., Vermeylen, R., Shahgholi, M., Kleindienst, T. E., Edney, E. O., Offenberg, J. H., Lewandowski, M., Jaoui, M.: Organosulfate formation in biogenic secondary organic aerosol, *J. Phys. Chem. A*, 112, 8345-8378, 2008.
- 15 Tao, S., Lu, X., Levac, N., Bateman, A. P., Nguyen, T. B., Bones, D. L., Nizkorodov, S. A., Laskin, J., Laskin, A., Yang, X.: Molecular characterization of organosulfates in organic aerosols from Shanghai and Los Angeles urban areas by nanospray-desorption electrospray ionization high-resolution mass spectrometry, *Environ. Sci. Technol.*, 48, 10993-11001, 2014.
- Tolocka, M. P., Turpin, B.: Contribution of organosulfur compounds to organic aerosol mass, *Environ. Sci. Technol.*, 46, 7978-7983, 2012.
- 20 Tong, H., Kourtchev, I., Pant, P., Keyte, I. J., O'Connor, I. P., Wenger, J. C., Pope, F. D., Harrison, R. M., Kalberer, M.: Molecular composition of organic aerosols at urban background and road tunnel sites using ultra-high resolution mass spectrometry, *Faraday Discuss.*, 189, 51-68, 2016.
- Vecchi, R., Bernardoni, V., Cricchio, D., D'Alessandro, A., Fermo, P., Lucarelli, F., Nava, S., Plazzalunga, A., Valli, G.: The impact of fireworks on airborne particles, *Atmos. Environ.*, 42, 1121-1132, 10.1016/j.atmosenv.2007.10.047, 2008.
- 25 Wang, X. K., Rossignol, S., Ma, Y., Yao, L., Wang, M. Y., Chen, J. M., George, C., Wang, L.: Molecular characterization of atmospheric particulate organosulfates in three megacities at the middle and lower reaches of the Yangtze River, *Atmos. Chem. Phys.*, 16, 2285-2298, 2016.
- Wozniak, A. S., Bauer, J. E., Sleighter, R. L., Dickhut, R. M., Hatcher, P. G.: Technical Note: Molecular characterization of aerosol-derived water soluble organic carbon using ultrahigh resolution electrospray ionization Fourier transform ion cyclotron resonance mass spectrometry, *Atmos. Chem. Phys.*, 8, 5099-5111, 10.5194/acp-8-5099-2008, 2008.
- 30 Xie, Q., Li, Y., Yue, S., Su, S., Cao, D., Xu, Y., Chen, J., Tong, H., Su, H., Cheng, Y., Zhao, W., Hu, W., Wang, Z., Yang, T., Pan, X., Sun, Y., Wang, Z., Liu, C.-Q., Kawamura, K., Jiang, G., Shiraiwa, M., Fu, P.: Increase of High Molecular Weight Organosulfate with Intensifying Urban Air Pollution in the Megacity Beijing, *Journal of Geophysical Research: Atmospheres*, 125, e2019JD032200, 10.1029/2019JD032200, 2020a.
- 35 Xie, Q. R., Su, S. H., Chen, S., Xu, Y. S., Cao, D., Chen, J., Ren, L. J., Yue, S. Y., Zhao, W. Y., Sun, Y. L., Wang, Z. F., Tong, H. J., Su, H., Cheng, Y. F., Kawamura, K., Jiang, G. B., Liu, C. Q., Fu, P. Q.: Molecular characterization of firework-related urban aerosols using Fourier transform ion cyclotron resonance mass spectrometry, *Atmospheric Chemistry and Physics*, 20, 6803-6820, 10.5194/acp-20-6803-2020, 2020b.

Yassine, M. M., Harir, M., Dabek-Zlotorzynska, E., Schmitt-Kopplin, P.: Structural characterization of organic aerosol using Fourier transform ion cyclotron resonance mass spectrometry: aromaticity equivalent approach, *Rapid Commun. Mass Spectrom.*, 28, 2445-2454, 2014.

5 Ye, Y. Q., Zhan, H., Yu, X., Li, J., Wang, X. M., Xie, Z. Q.: Detection of organosulfates and nitrooxy-organosulfates in Arctic and Antarctic atmospheric aerosols, using ultra-high resolution FT-ICR mass spectrometry, *Science of the Total Environment*, 767, 144339, 2021.

Yoshiteru, I., Conny, M., Torsten, B., Olaf, B. G., Magda, C., Hartmut, H.: Evidence for the existence of organosulfates from beta-pinene ozonolysis in ambient secondary organic aerosol, *Environ. Sci. Technol.*, 41, 6678, 2007.

10 Zhang, L., Wang, S., Xu, Y., Shi, Q., Zhao, H., Jiang, B., Yang, J.: Molecular characterization of lake sediment WEON by Fourier transform ion cyclotron resonance mass spectrometry and its environmental implications, *Water. Res.*, 106, 196-203, 2016.

Zhao, Y., Hallar, A. G., Mazzoleni, L. R.: Atmospheric organic matter in clouds: exact masses and molecular formula identification using ultrahigh-resolution FT-ICR mass spectrometry, *Atmos. Chem. Phys.*, 13, 12343-12362, 10.5194/acp-13-12343-2013, 2013.

Table 1. The concentrations of chemical components and the number and elemental characteristics of nitrooxy-OSs in the Beijing aerosol samples.

Sample ID	NYE D	NYE N	LNy D	LNy N	Normal D	Normal N
WSOC ($\mu\text{gC m}^{-3}$)	5.1	11.6	3.8	5.1	2.8	2.7
Number frequency	690	2050	1097	1113	885	1094
Molecular weight (Da)	398 \pm 69	449 \pm 93	414 \pm 76	408 \pm 70	411 \pm 69	417 \pm 78
O/C	0.48 \pm 0.18	0.42 \pm 0.16	0.45 \pm 0.17	0.45 \pm 0.19	0.44 \pm 0.20	0.45 \pm 0.18
H/C	1.43 \pm 0.36	1.29 \pm 0.37	1.35 \pm 0.39	1.37 \pm 0.38	1.41 \pm 0.36	1.37 \pm 0.35
OM/OC	2.01 \pm 0.31	1.89 \pm 0.29	1.96 \pm 0.31	1.96 \pm 0.33	1.94 \pm 0.34	1.94 \pm 0.31
DBE	6.51 \pm 3.49	9.22 \pm 4.69	7.93 \pm 4.34	7.56 \pm 4.01	7.17 \pm 3.69	7.55 \pm 4.16
DBE/C	0.38 \pm 0.18	0.44 \pm 0.18	0.42 \pm 0.18	0.41 \pm 0.18	0.39 \pm 0.17	0.42 \pm 0.17
Compound number						
AI=0	429	791	553	624	500	610
0<AI<0.5	524	1955	963	1020	799	1398
0.5 \leq AI<0.67	16	81	22	23	21	38
0.67 \leq AI	0	2	0	0	0	0

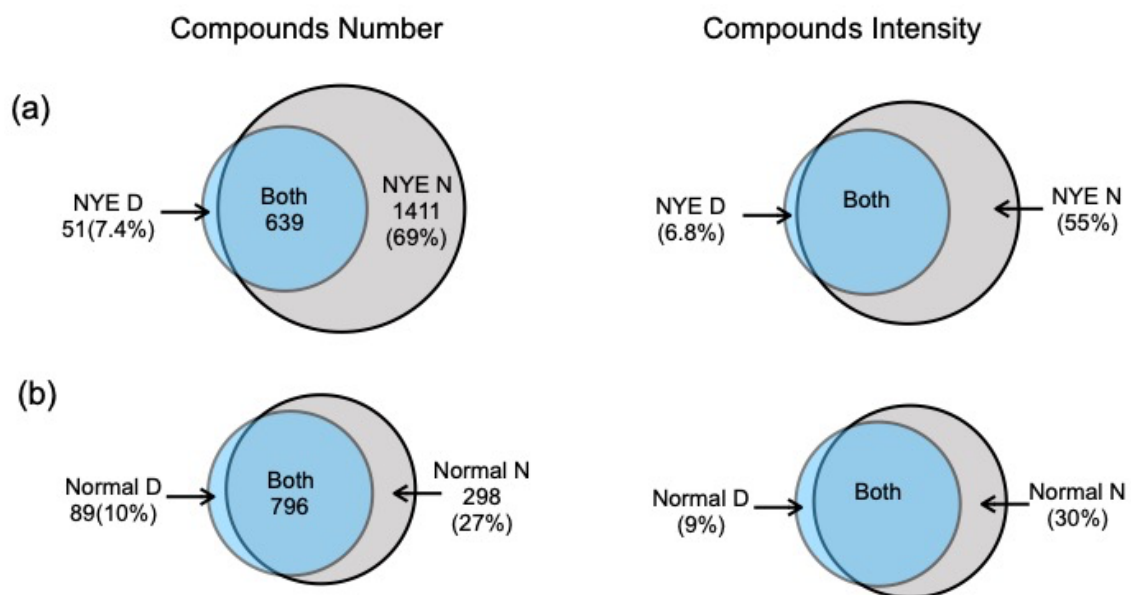


Figure 1. The number and intensity of nitrooxy-OSs compounds in (a) samples NYE D and NYE N and (b) samples Normal D and Normal N. The common compounds in both daytime and nighttime samples present as both with a number. The percentage numbers

5 represent the proportion of the unique ones in the total nitrooxy-OSs of each sample.

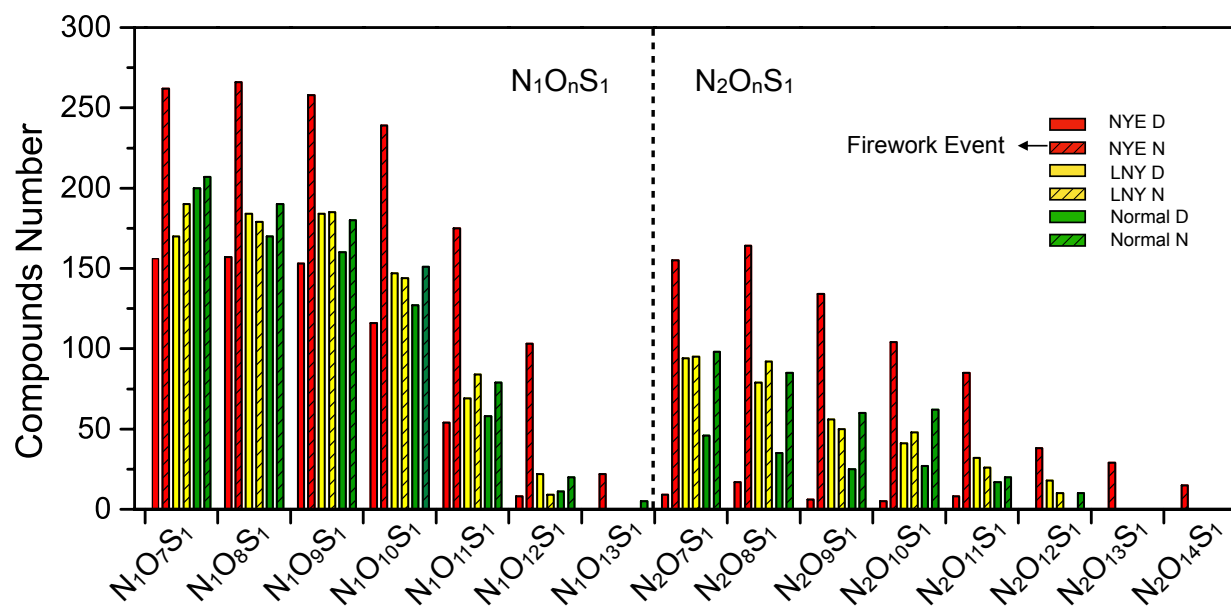


Figure 2. Classification of nitrooxy-OSs according to the numbers of N, S and O atoms in their molecules.

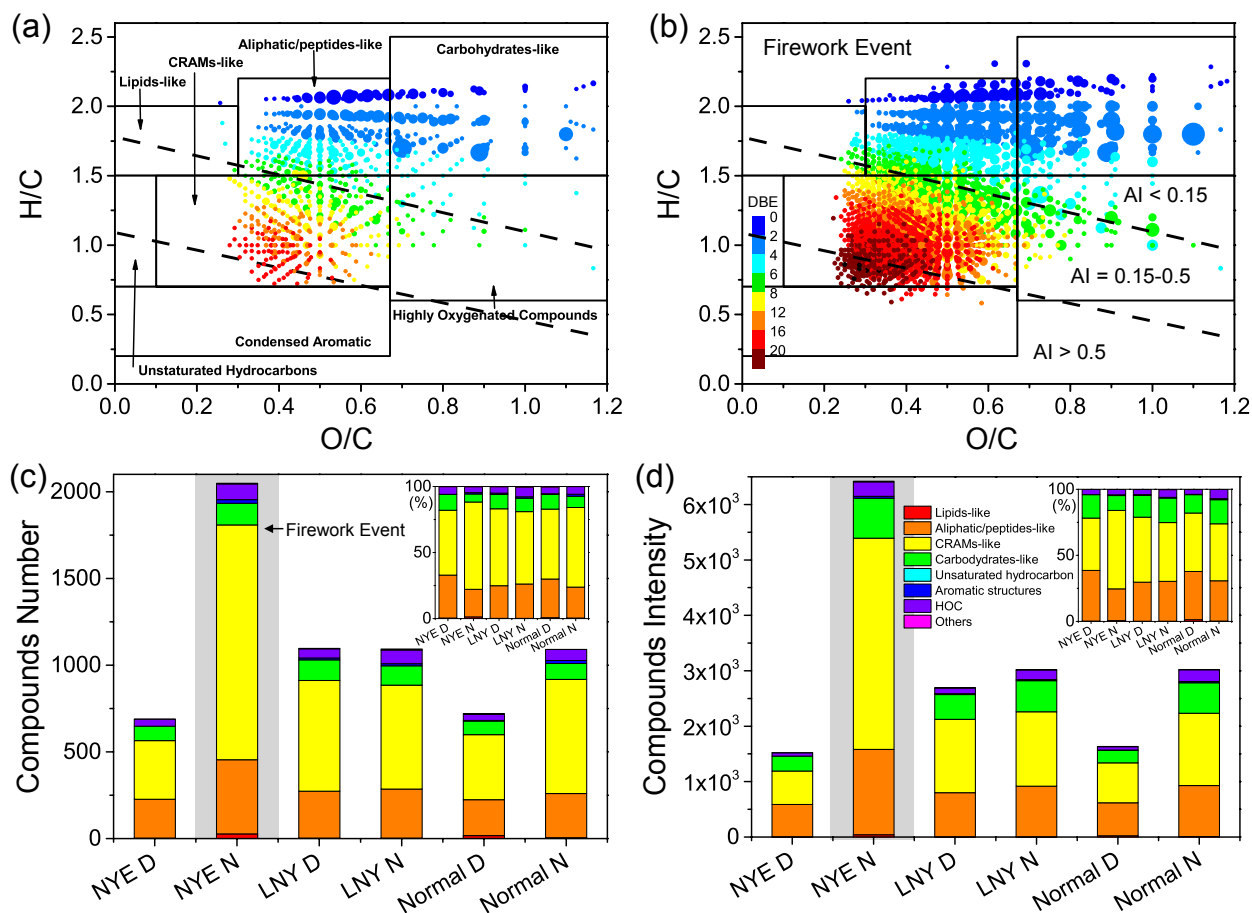


Figure 3. Typical Van Krevelen symbols for (a) NYE D and (b) NYE N. Black dotted lines show various AI value ranges and black lines denote class identification. The size of the plots represents the relative intensities of nitrooxy-OSs on a logarithmic scale. The colored bars of (a) and (b) reflects the DBE values. Bar diagrams of (c) and (d) show the number and intensity contribution of major classes in different samples, respectively.

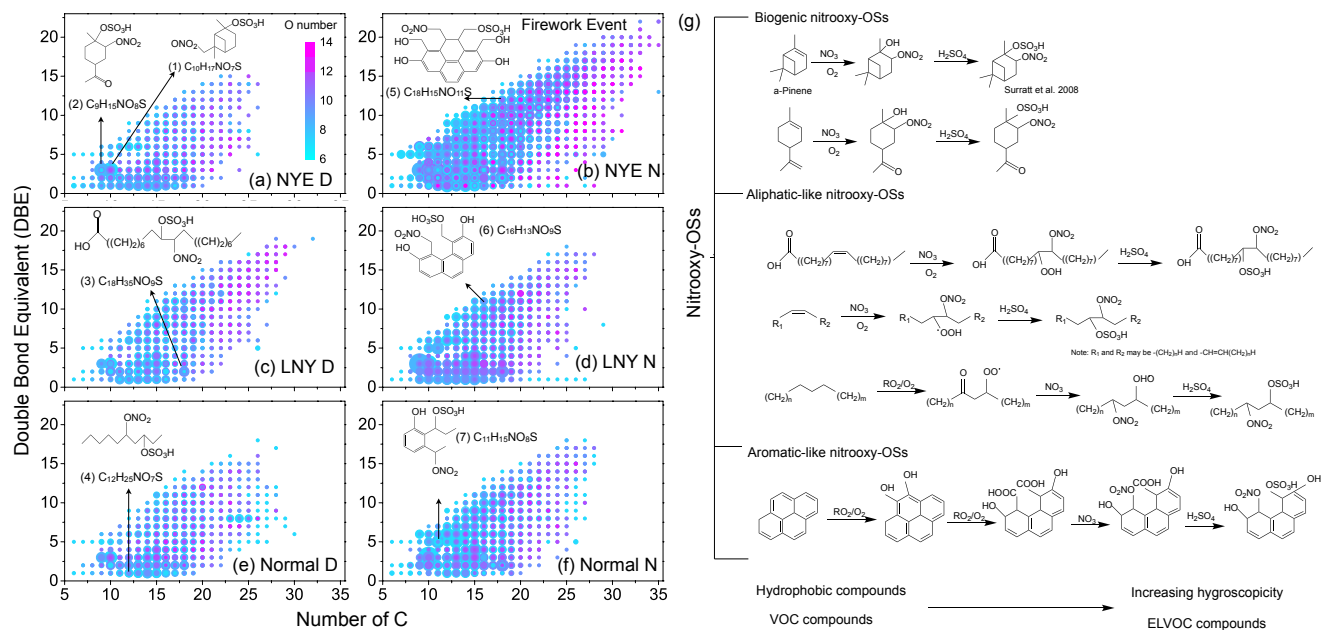
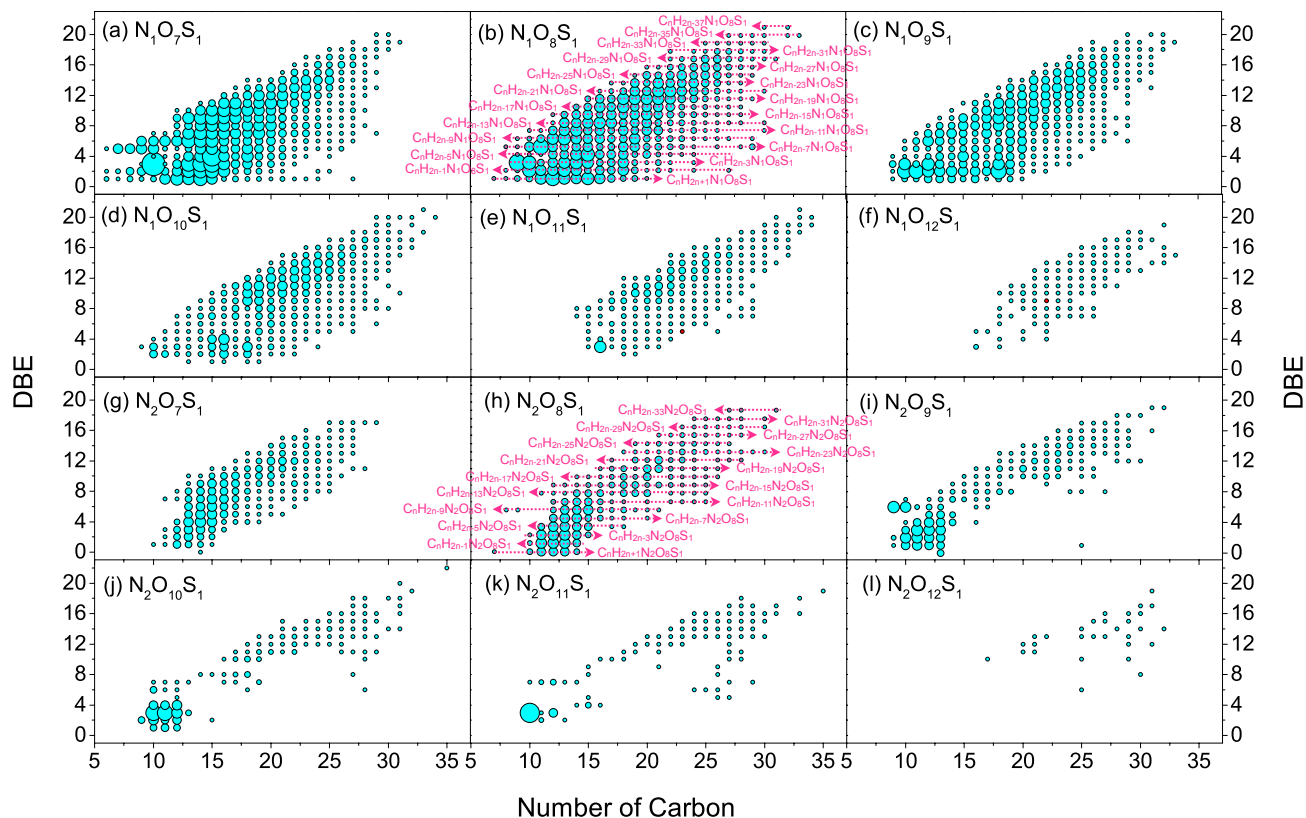


Figure 4. (a-f) DBE vs. C number for $N_1O_nS_1$ species. The color bar shows the number of O atoms. The size of the plots denotes the relative intensities of nitrooxy-OSs on a logarithmic scale. (1)–(7) are proposed structures of some nitrooxy-OSs, among which (1) and (2) have been reported previously (Surratt et al., 2008). Their relative intensities in each sample are shown in Table S3. (g) The proposed formation mechanisms of various group nitrooxy-OSs. The proposed mechanisms here are representative, but not determined.



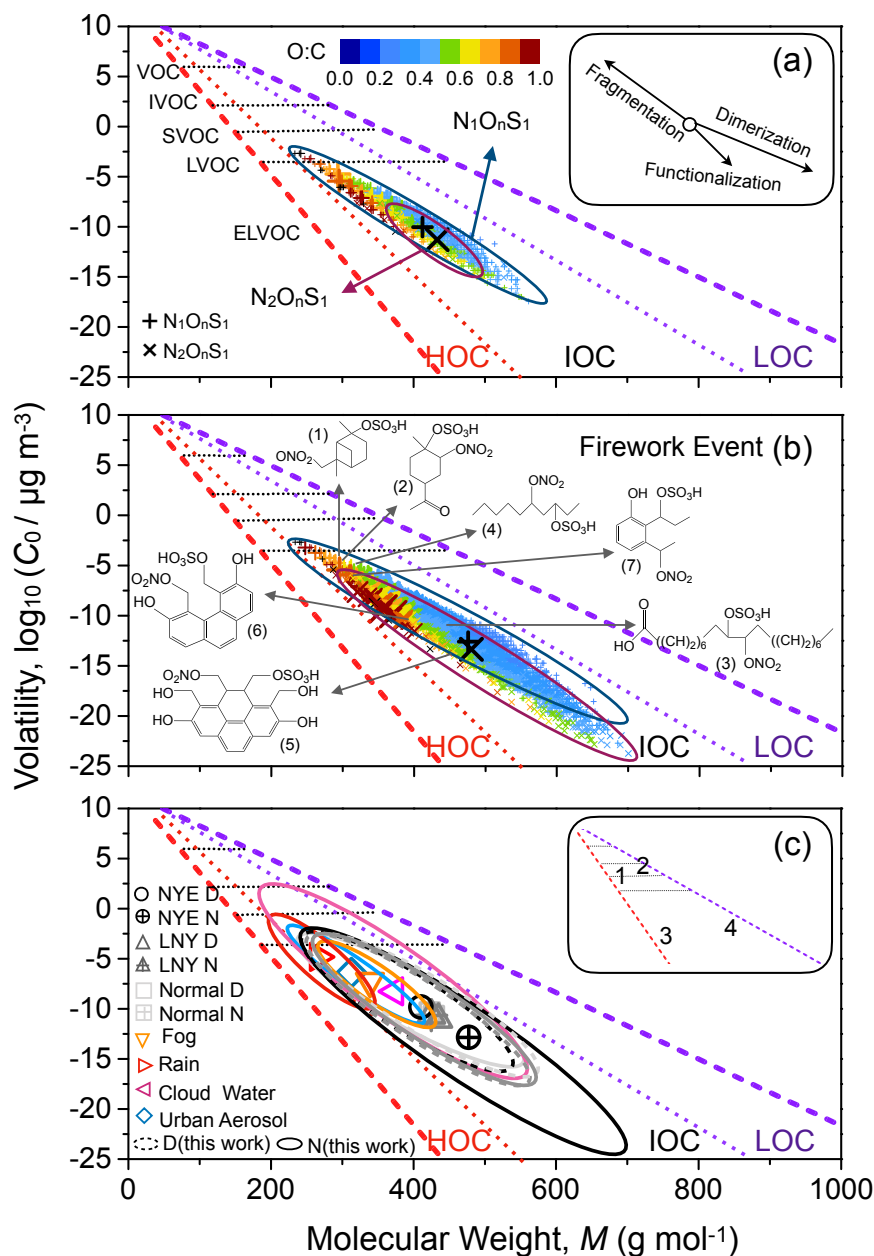


Figure 6. Molecular corridors and volatility characteristics for nitrooxy-OSs in (a) NYE D and (b) NYE N. (c) Comparison of nitrooxy-OSs in the present work with those reported in urban aerosols (O'Brien et al., 2014; Lin et al., 2012), cloud water (Zhao et al., 2013), rain (Altieri et al., 2009), and fog (Mazzoleni et al., 2010). The top right of (c) shows the characteristic reaction pathways with most probable kinetic regimes (1. Aqueous-phase reaction; 2. Simple gas-phase oxidation; 3. Gas- or particle-phase autooxidation; and 4. Particle-phase dimerization) (Shiraiwa et al., 2014). The boundary lines denote sugar alcohols $C_nH_{2n+2}O_n$ with $O/C = 1$ (red) and linear n -alkanes C_nH_{2n+2} with $O/C = 0$ (purple). The small plots denote the individual nitrooxy-OSs color-code by O/C ratio, and the larger ones show the surrogate nitrooxy-OSs with the average values of M , and C_0 .