

Supplementary Information

for

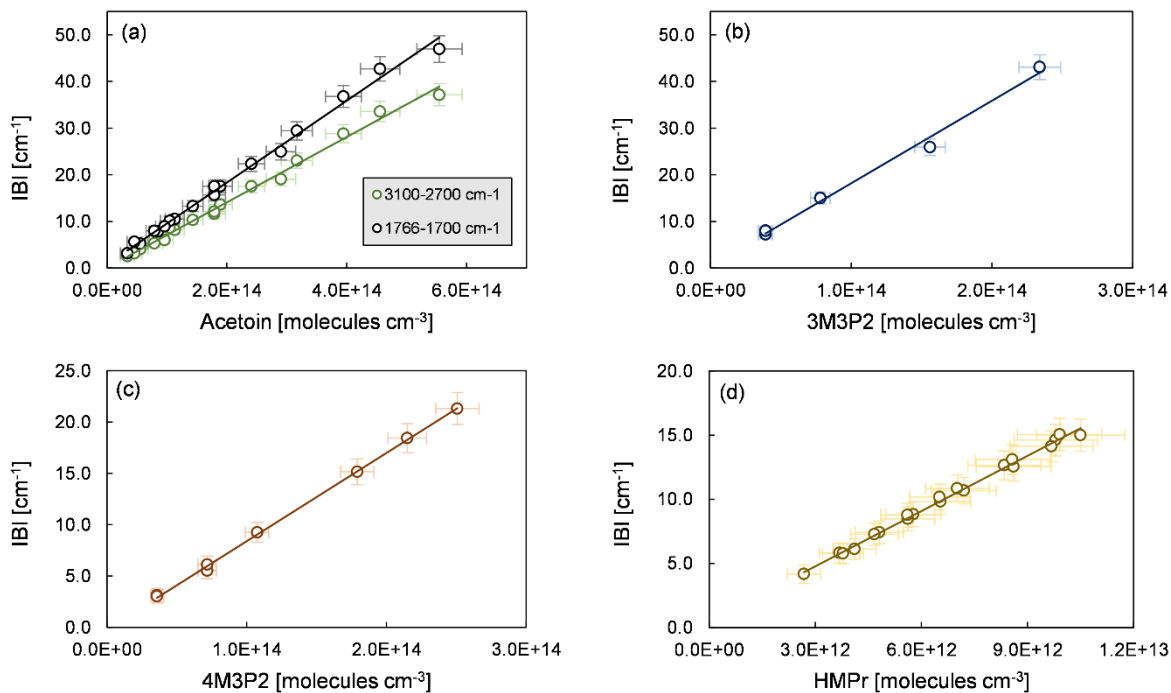
Atmospheric oxidation of α,β -unsaturated ketones: kinetics and mechanism of the OH radical reaction

Niklas Illmann¹, Rodrigo Gastón Gibilisco², Iustinian Gabriel Bejan³, Iulia Patroescu-Klotz¹, and Peter Wiesen¹

¹Institute for Atmospheric and Environmental Research, Bergische Universität Wuppertal, 42097 Wuppertal, Germany

²INQUINOA-UNT-CONICET Institute of Physical Chemistry, Faculty of Biochemistry, Chemistry and Pharmacy, National University of Tucumán, San Lorenzo 456, T4000CAN, San Miguel de Tucumán, Argentina.

³Faculty of Chemistry, Department of Chemistry, Alexandru Ioan Cuza University of Iasi, 11 Carol I, Iasi 700506, Romania



30 **Figure S1.** Calibration plots for (a) acetoin, (b) 3M3P2, (c) 4M3P2, and (d) HMPPr. The calibrations were performed at an optical path length of 50.4 ± 0.2 m for acetoin, 3M3P2, and 4M3P2 and 484.7 ± 0.9 m for HMPPr, respectively.

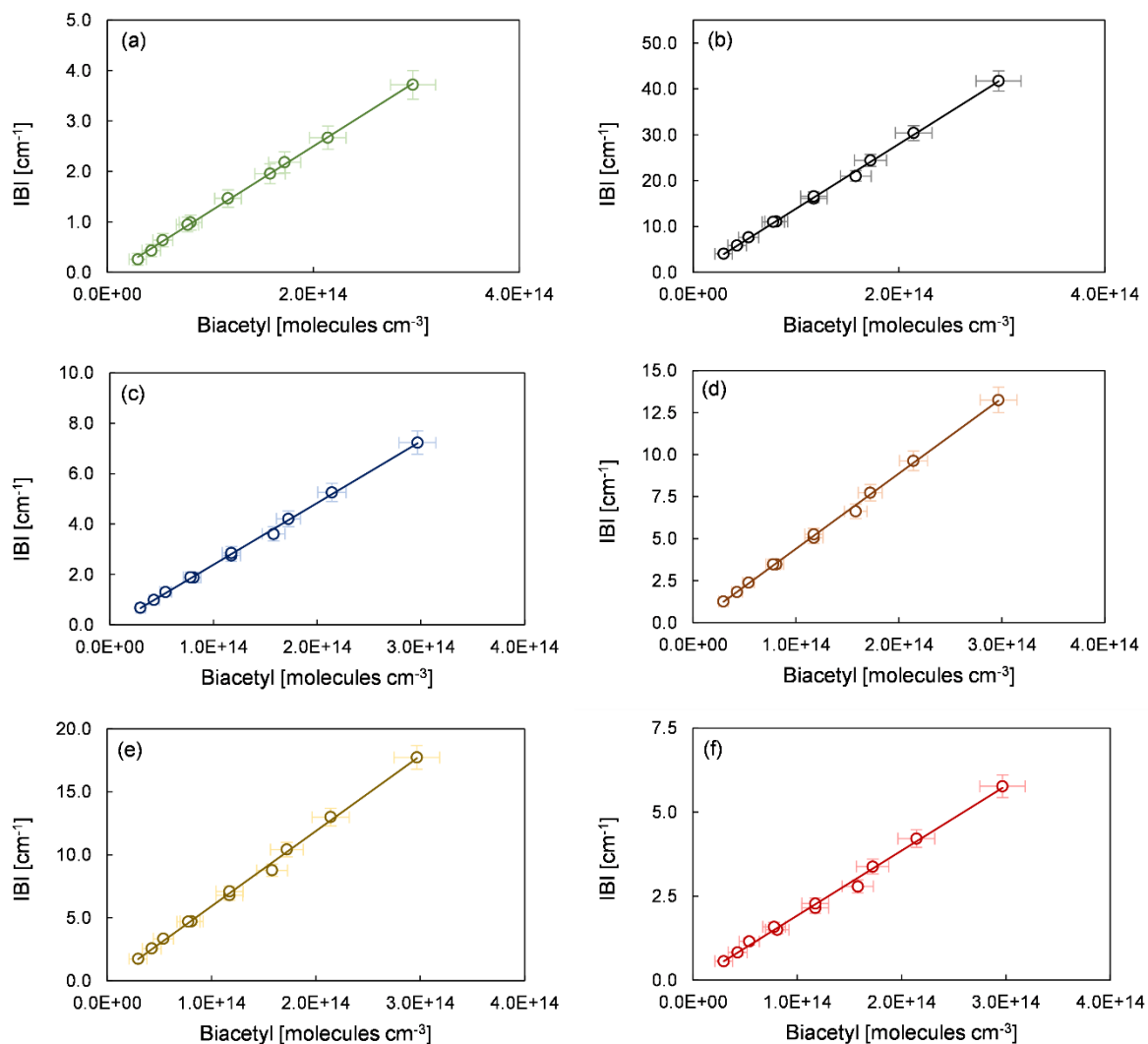
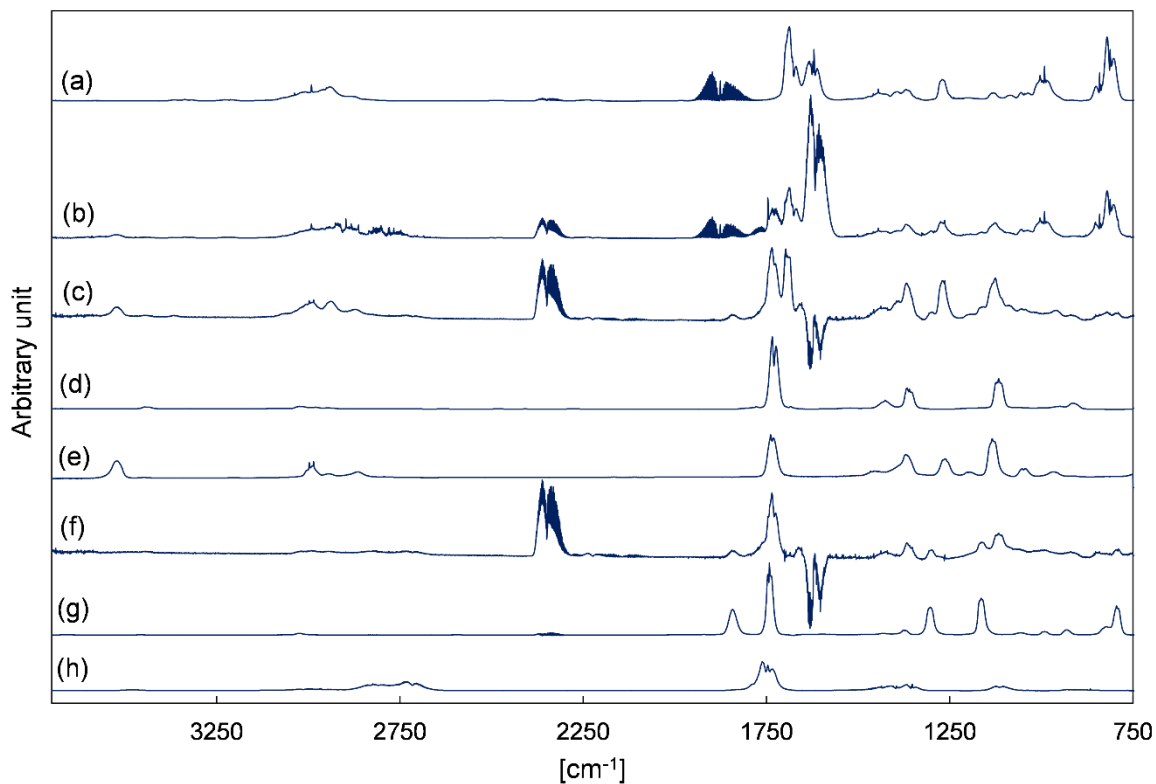


Figure S2. Calibration plots for biacetyl for absorption features in the range (a) 3053–2905 cm⁻¹, (b) 1769–1690 cm⁻¹, (c) 1492–1392 cm⁻¹, (d) 1392–1297 cm⁻¹, (e) 1154–1078 cm⁻¹, and (f) 994–870 cm⁻¹. All calibrations were performed at an optical path length of 50.4 ± 0.2 m.



40 **Figure S3.** Exemplary FTIR spectra of a product study experiment of 3M3P2 + OH: (a) reaction mixture before irradiation, (b) reaction mixture at the end of the irradiation period, (c) residual spectrum after subtraction of methyl nitrite, methyl nitrate, HNO₃, HONO, NO, NO₂ and HCHO from (b), (d) reference spectrum of 2,3-butanedione (biacetyl), (e) reference spectrum of 3-hydroxy-2-butanone (acetoin), (f) residual spectrum after subtraction of 3M3P2 and acetoin from (c), (g) reference spectrum of peroxyacetyl nitrate (PAN), and (h) reference spectrum of acetaldehyde. The spectra are shifted and scaled individually for a better overview.

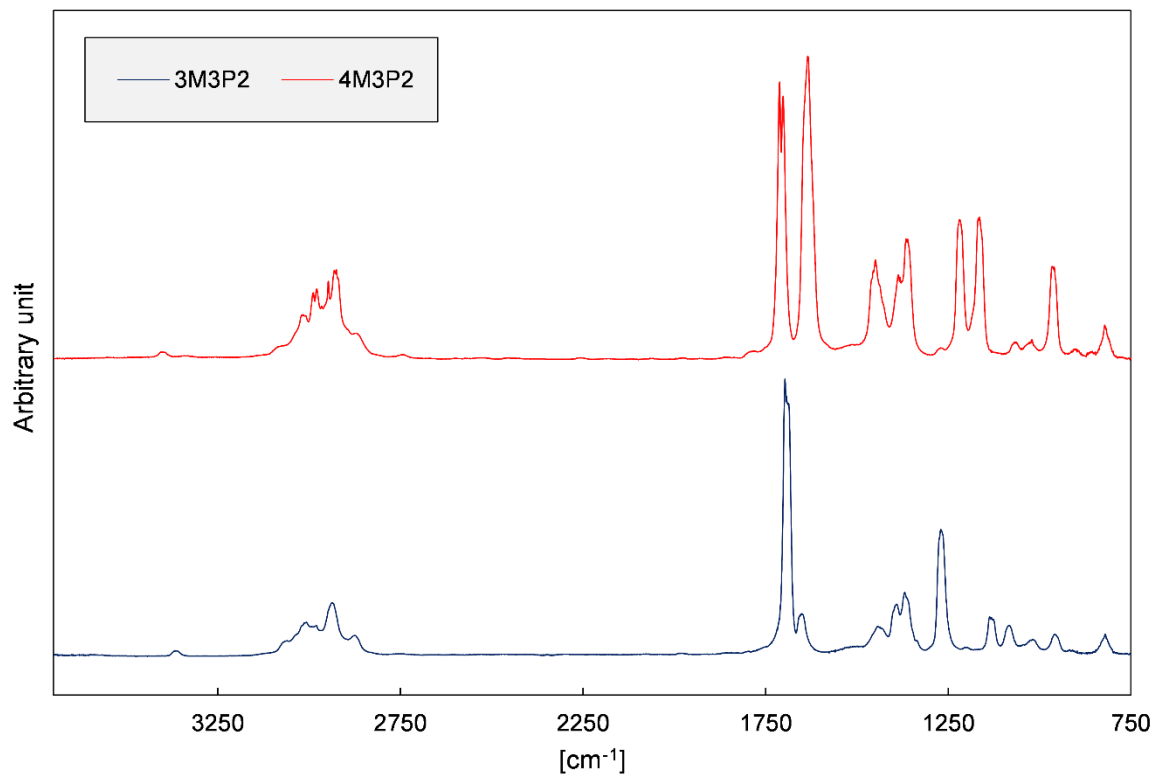
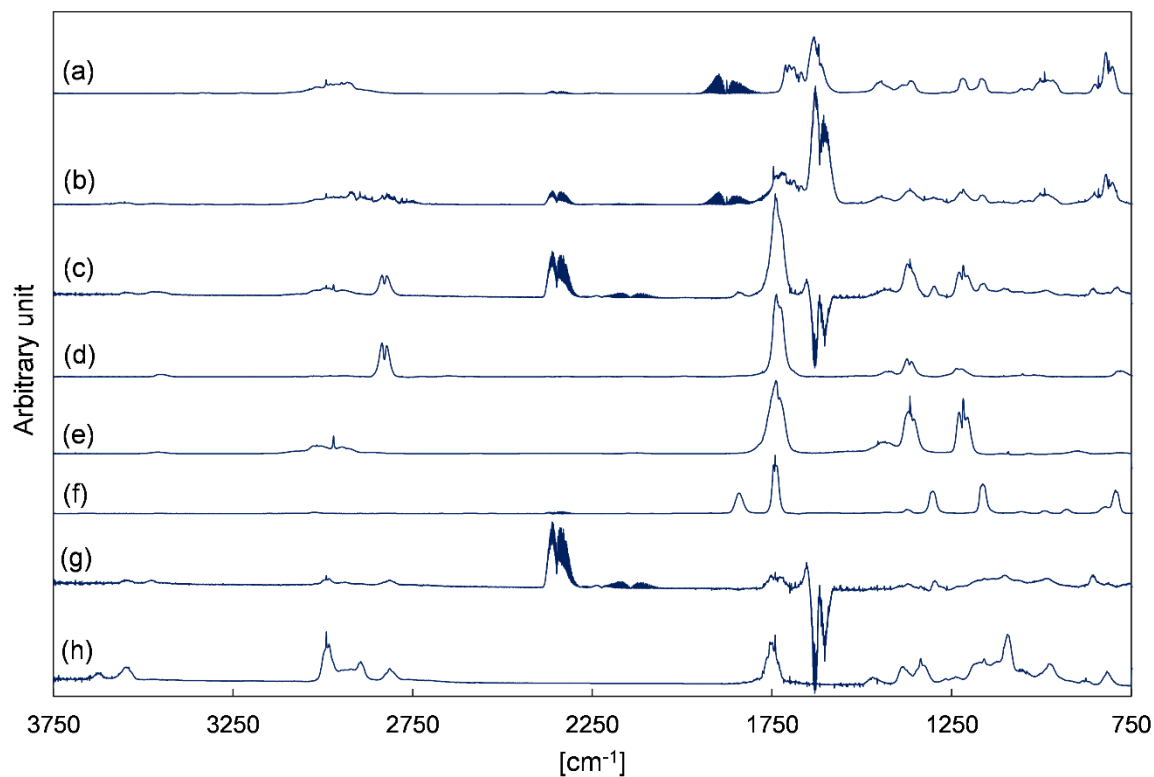


Figure S4. FTIR spectra of 3M3P2 and 4M3P2 in the gas-phase.



50 **Figure S5.** Exemplary FTIR spectra of a product study experiment of 4M3P2 + OH: (a) reaction mixture before irradiation, (b) reaction mixture at the end of the irradiation period, (c) residual spectrum after subtraction of 4M3P2, methyl nitrite, methyl nitrate, NO, NO₂ and HCHO from (b), (d) reference spectrum of methyl glyoxal, (e) reference spectrum of acetone, (f) reference spectrum of peroxyacetyl nitrate (PAN), (g) residual spectrum after subtracting methyl glyoxal, acetone and PAN from (c), and (h) reference spectrum of 2-hydroxy-2-methylpropanal generated in situ. The spectra are shifted and scaled individually for a better overview.

55

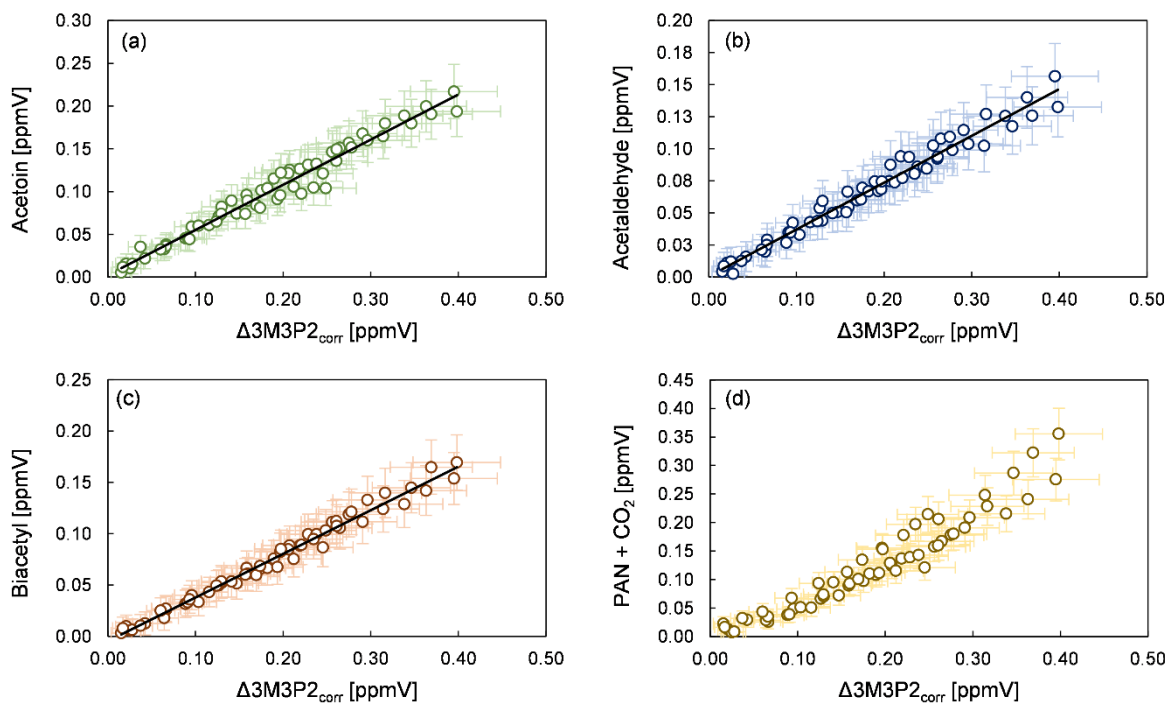
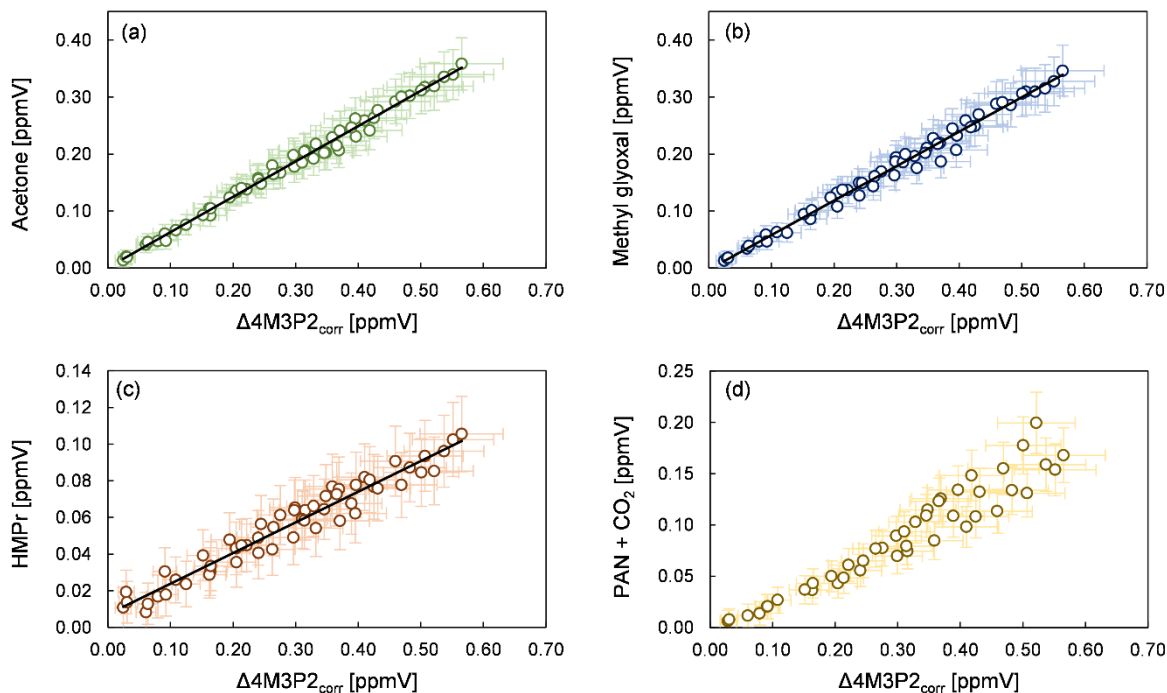


Figure S6. Yield plots of (a) acetoin, (b) acetaldehyde, (c) biacetyl, and (d) the sum of PAN and CO₂ in the 3M3P2 + OH reaction where the consumption of 3M3P2 is corrected for the wall loss. Mixing ratios of the 480 L chamber experiments are multiplied by a factor of 0.1 to fit within the scale of the 1080 L chamber experiments.

60



65 **Figure S7.** Yield plots of (a) acetone, (b) methyl glyoxal, (c) 2-hydroxy-2-methylpropanal (HMPr), and (d) the sum of PAN and CO₂ in the 4M3P2 + OH reaction where the consumption of 4M3P2 is corrected for the wall loss. Mixing ratios of the 480 L chamber experiments are multiplied by a factor of 0.1 to fit within the scale of the 1080 L chamber experiments.

Table S1. Parameters used in the model for the correction for secondary reactions in the 3M3P2 + OH reaction system.

Reaction	k	y	Reference
3M3P2 + wall	$\leq 6 \times 10^{-5} \text{ s}^{-1}$		
$\text{CH}_3\text{C}(\text{OH})\text{C}(\text{O})\text{CH}_3 + \text{OH} \rightarrow \text{CH}_3\text{C}(\text{O})\text{C}(\text{O})\text{CH}_3$	$1.0 \times 10^{-11} \text{ cm}^3 \text{ molecule}^{-1} \text{ s}^{-1}$	0.8	Aschmann et al., (2000)
$\text{CH}_3\text{C}(\text{OH})\text{C}(\text{O})\text{CH}_3 + \text{wall}$	$\leq 2.5 \times 10^{-4} \text{ s}^{-1}$		
$\text{CH}_3\text{C}(\text{O})\text{H} + \text{OH} \rightarrow \text{CH}_3\text{C}(\text{O})$	$1.5 \times 10^{-11} \text{ cm}^3 \text{ molecule}^{-1} \text{ s}^{-1}$	0.95	Calvert et al., (2011)
$\text{CH}_3\text{C}(\text{O})\text{H} + \text{wall}$	$\leq 3.5 \times 10^{-4} \text{ s}^{-1}$		
$\text{CH}_3\text{C}(\text{O})\text{C}(\text{O})\text{CH}_3 + h\nu \rightarrow \text{CH}_3\text{C}(\text{O})$	$3.6 \times 10^{-2} \times J(\text{NO}_2)$	2.0	Klotz et al., (2001)
$\text{CH}_3\text{C}(\text{O})\text{C}(\text{O})\text{CH}_3 + \text{wall}$	$\leq 7 \times 10^{-5} \text{ s}^{-1}$		

Table S2. Parameters used in the model for the correction for secondary reactions in the 4M3P2 + OH reaction system.

Reaction	k	y	Reference
4M3P2 + wall	$\leq 8 \times 10^{-5} \text{ s}^{-1}$		
$\text{CH}_3\text{C}(\text{O})\text{C}(\text{O})\text{H} + \text{OH} \rightarrow \text{CH}_3\text{C}(\text{O})$	$1.3 \times 10^{-11} \text{ cm}^3 \text{ molecule}^{-1} \text{ s}^{-1}$	1.0	Calvert et al., (2011)
$\text{CH}_3\text{C}(\text{O})\text{C}(\text{O})\text{H} + \text{wall}$	$\leq 1.0 \times 10^{-4} \text{ s}^{-1}$		
$\text{CH}_3\text{C}(\text{O})\text{CH}_3 + \text{OH} \rightarrow \text{CH}_3\text{C}(\text{O})$	$1.8 \times 10^{-13} \text{ cm}^3 \text{ molecule}^{-1} \text{ s}^{-1}$	1.0	Calvert et al., (2011)
$\text{CH}_3\text{C}(\text{O})\text{CH}_3 + \text{wall}$	$\leq 2.0 \times 10^{-4} \text{ s}^{-1}$		
$(\text{CH}_3)_2\text{C}(\text{OH})\text{C}(\text{O})\text{H} + \text{OH} \rightarrow \text{CH}_3\text{C}(\text{O})\text{CH}_3$	$1.5 \times 10^{-11} \text{ cm}^3 \text{ molecule}^{-1} \text{ s}^{-1}$	1.0	Carrasco et al., (2006)

75

References

- Aschmann, S. M., Arey, J., and Atkinson, R.: Atmospheric Chemistry of Selected Hydroxycarbonyls, *J. Phys. Chem. A*, 104, 3998–4003, <https://doi.org/10.1021/jp9939874>, 2000.
- Calvert, J. G., Mellouki, A., Orlando, J. J., Pilling, M. J., and Wallington, T. J.: The mechanisms of atmospheric oxidation of the oxygenates, Oxford University Press, New York, 2011.
- 80 Carrasco, N., Doussin, J.-F., Picquet-Varrault, B., and Carlier, P.: Tropospheric degradation of 2-hydroxy-2-methylpropanal, a photo-oxidation product of 2-methyl-3-buten-2-ol: Kinetic and mechanistic study of its photolysis and its reaction with OH radicals, *Atmos. Environ.*, 40, 2011–2019, <https://doi.org/10.1016/j.atmosenv.2005.11.042>, 2006.
- 85 Klotz, B., Graedler, F., Sørensen, S., Barnes, I., and Becker, K.-H.: A kinetic study of the atmospheric photolysis of α -dicarbonyls, *Int. J. Chem. Kinet.*, 33, 9–20, [https://doi.org/10.1002/1097-4601\(20010101\)33:1<9::AID-KIN2>3.0.CO;2-V](https://doi.org/10.1002/1097-4601(20010101)33:1<9::AID-KIN2>3.0.CO;2-V), 2001.