

Investigation of ice cloud modelling capabilities for the irregularly shaped Voronoi ice scattering models in climate simulations

Ming Li^{1,2}, Husi Letu^{1*}, Yiran Peng⁴, Hiroshi Ishimoto⁵, Yanluan Lin⁴, Takashi Y. Nakajima³, Anthony Baran^{6,7}, Zengyuan Guo^{4,8}, Yonghui Lei¹, Jiancheng Shi⁹

¹[State Key Laboratory of Remote Sensing Science](#), Aerospace Information Research Institute, Chinese Academy of Sciences, Beijing 100101, China

²[University of Chinese Academy of Sciences, Beijing 100049, China](#)

³Research and Information Center (TRIC), Tokai University, 4-1-1 Kitakaname Hiratsuka, Kanagawa 259-1292, Japan

⁴Ministry of Education Key Laboratory for Earth System Modeling, Department of Earth System Science, Tsinghua University, Beijing 10084, China

⁵Meteorological Research Institute, Japan Meteorological Agency (JMA), Nagamine 1-1, Tsukuba 305-0052, Japan

⁶Met Office, Fitzroy Road, Exeter EX1 3PB, UK

⁷School of Physics, Astronomy and Mathematics, University of Hertfordshire, Hatfield, AL10 9AB, UK

⁸Laboratory for Climate Studies, National Climate Center, China Meteorological Administration, Beijing 100081, China

⁹National Space Science Center, Chinese Academy of Sciences, Beijing 100190, China

Correspondence to: Husi Letu (husiletu@hotmail.com)

Abstract.

Both weather/climate models and ice cloud remote sensing applications all need to obtain effective ice crystal scattering (ICS) properties and the parameterization scheme. An irregularly shaped Voronoi ICS model has been suggested to be effective in remote sensing applications for several satellite programs, e.g., Himawari-8, GCOM-C (Global Change Observation Mission-Climate) and EarthCARE (Earth Cloud Aerosol and Radiation Explorer). As continuation work of Letu et al. (2016), an ice cloud optical property parameterization scheme (Voronoi scheme) of the Voronoi ICS model is employed in the Community Integrated Earth System Model (CIesm) to simulate the optical and radiative properties of ice clouds. We utilized the single-scattering properties (extinction efficiency, single-scattering albedo and asymmetry factor) of the Voronoi model from the ultraviolet to the infrared, combined with 14,408 particle size distributions obtained from aircraft measurements to complete the Voronoi scheme. The Voronoi scheme and existing schemes (Fu, Mitchell, Yi and Baum-yang05) are applied to the CIesm to simulate 10-yr global cloud radiative effects during 2001-2010. Simulated global-averaged cloud radiative forcing at the top of the atmosphere (TOA) for Voronoi and other four existing schemes are compared to the Clouds and the Earth's Radiant Energy System Energy Balanced And Filled (EBAF) product. The results show that the differences in shortwave and longwave global-averaged cloud radiative forcing at the TOA between the

Voronoi scheme simulations and EBAF products ~~is-are~~ 1.1% and 1.4%, which ~~is-are~~ lower than that of the other four schemes. Particularly for regions (from 30°S to 30°N) where ice clouds occur frequently, the Voronoi scheme provides the closest match with EBAF products compared with other four existing schemes. The results in this study fully demonstrated the effectiveness of the Voronoi ICS model in the simulation of the radiative properties of ice clouds in the climate model.

35 1 Introduction

Ice clouds cover about 20% - 30% of the global area (Rossow and Schiffer, 1991; Wang et al., 1996; Stubenrauch et al., 2013), and they strongly affect the earth's energy budget and climate system mainly due to their optical and radiative properties (Liou, 1986, 1992; Baran, 2012; Ramaswamy and Ramanathan, 1989). The radiative properties of ice clouds mainly depend on their optical properties (e.g., scattering albedo and optical thickness), which are significantly influenced by the microphysical properties (e.g., ice particle sizes and habits) of ice clouds (Baran, 2009; Yang et al., 2015; Yang et al., 2018). Based on the accurate knowledge of ice particle sizes and habits, the single-scattering properties (e.g., extinction efficiency, single-scattering albedo and asymmetry factor) of ice particles can be calculated by using the light scattering computational method to develop the ice crystal scattering (ICS) model/database. Combined with the single-scattering properties of the ICS model/database and size distributions, the optical properties of ice clouds can be simulated through the parameterization scheme, and the radiative properties of ice clouds can be further simulated based on the radiative transfer theory.

At present, satellite remote sensing and weather/climate models are two effective ways to understand the ice cloud optical and radiative properties through the ice cloud optical property parameterization scheme in radiative transfer models. However, numerous field observations (Rossow and Schiffer, 1999; Lawson et al., 2006; Heymsfield et al., 2017; Lawson et al., 2019), e.g., the First International Satellite Cloud Climatology Project (ISCCP) Regional Experiments (FIRE-I) in 1986 and 1991 (Rossow and Schiffer, 1999) and the European cirrus experiment in 1989 (Liou, 1992) have shown that ice clouds contain a large variety of non-spherical ice particle sizes and habits, which can lead to inaccurate simulations of the optical and radiative properties of ice clouds in nature. Our understanding of how ice particle habits affect the optical and radiative properties of ice clouds is still limited (Heymsfield and Miloshevich, 2003; van Diedenhoven et al., 2014b; van Diedenhoven,

55 2018). The current insufficient knowledge of the ice cloud microphysical properties and the ice particle single-scattering properties contributes to inadequate representation of the optical properties in the parameterization scheme, which can directly lead to uncertainties in the simulated radiative properties of ice clouds (Zhang et al., 2015; Yang et al., 2015, 2018; Yi et al., 2017; van Diedenhoven and Cairns, 2020). Thus, the accurate representation of the microphysical properties of ice clouds and ice particle single-scattering properties is essential for the parameterization of ice cloud optical properties and
60 studying the radiative properties of ice clouds in both satellite remote sensing and weather/climate models.

In terms of current light scattering computational methods, it is still difficult for one specific method to accurately calculate the single-scattering properties for non-spherical particles with different size parameter (SZP), which is defined as the ratio of the equivalent-volume sphere's circumference dimension (or π times particle maximum diameters) to the incident wavelength (Nakajima et al., 2009; Baran, 2012; Yang et al., 2015). The existing light scattering computational
65 methods for non-spherical particles can be generally divided into the approximation method (AM) based on the ray-tracing techniques (Wendling et al., 1979), and the numerical simulation (NM) method based on the approximate solutions of Maxwell equations. The AM method is suitable for non-spherical particles with very large SZPs. The geometrical optics approximation (GOA) method is a typical AM method. This method can capture the halo phenomenon of large hexagonal ice particles in the visible wavelength. However, the AM method is difficult to accurately simulate the single-scattering
70 properties for particles with small and moderate SZPs. The NM method is suitable for particles with small SZPs and can be divided into the volume and surface-based methods depending on how Maxwell equations are solved. The volume-based NM method includes the finite-difference time domain (FDTD) (Yee, 1966; Yang and Liou, 1996b) and discrete dipole-approximation (DDA) methods (Draine and Flatau, 1994; Yurkin and Hoekstra, 2007). A typical method of the surface-based method is the T-matrix method (Havemann and Baran, 2001; Mishchenko and Travis, 1998). However, the NM
75 method requires discretization of the whole volume/surface of the scatterer and needs rather high computational demands (Nakajima et al., 2009), so it is difficult to efficiently calculate the single-scattering properties for particles with moderate and large SZPs. Later, the invariant imbedding T-matrix (II-TM) (Bi et al., 2013a; Bi and Yang, 2014) and physical-geometric optics hybrid (PGOH) method (Bi et al., 2011) are developed for particles with small to moderate SZPs. Combined with the advantages of the AM and NM methods, several improved GOA methods including the geometric optics

80 integral equation (GOIE) (Yang and Liou, 1996; Ishimoto et al., 2012a) and improved geometric-optics method (IGOM)
(Yang and Liou, 1995, 1996a; Bi et al., 2010) have been developed. The GOIE and IGOM methods are useful for particles
with moderate SZPs, and therefore they can bridge the gap between the AM and NM methods. Thus, the light scattering
computation of particles with different SZPs can be completed by a combination of the AM and NM methods.

With the development of the ICS model/database, numerous parameterization schemes of the ice cloud optical
85 properties have been developed for use in the ice cloud remote sensing and weather/climate model applications (Yang et al.,
2015, 2018). In terms of weather/climate model applications, Fu (1996) developed a parameterization scheme (referred to as
the Fu scheme hereafter) using the GOA-based ICS database for the randomly oriented hexagonal particle (Takano and Liou,
1989). The Fu scheme was subsequently applied to the Fu-Liou radiative transfer model for use in the climate models (Fu,
1996, 2007). Mitchell et al. (1996b, 2006) used the modified anomalous diffraction approximation (MADA) method
90 (Mitchell and Arnott, 1994) to generate an ICS database for a habit mixture and completed a parameterization scheme
(referred to as the Mitchell scheme hereafter) combined with the bimodal size distributions (Mitchell et al., 1996a). The
Mitchell scheme was then employed in the National Center for Atmospheric Research Community Atmosphere Model
(CAM). Yang et al. (2000a) used the IGOM and FDTD methods to develop an ICS database for six ice particle habits.
However, this database contains several inconsistencies in the spectral regions caused by differences of particle habits and
95 computational methods. Later, Yang et al. (2013) utilized the Amsterdam DDA (Yurkin et al., 2007; Yurkin and Hoekstra,
2011), T-matrix (Mishchenko et al., 1996) and improved IGOM (Bi et al., 2009) methods to generate a spectrally consistent
ICS database for 11 ice particle habits. Yi et al. (2013) employed the ICS database of Yang et al. (2013) and developed a
parameterization scheme (referred to as the Yi scheme hereafter) for use in the CAM. For ice cloud remote sensing
applications, Baum et al. (2005a, 2005b) used the ICS database of Yang et al. (2000a) to develop a parameterization scheme
100 (referred to as the Baum-yang05 scheme hereafter) for the MODIS collection 5 ice cloud product. C.-Labonnote et al. (2000,
2001) and Doutriaux-Boucher et al. (2000) developed an ICS database for the Inhomogeneous Hexagonal Monocrystal (IHM)
containing embedded inclusions (air bubbles and aerosols) and developed a parameterization scheme for use in the ice cloud
retrievals from the French satellite Polarization and Directionality of the Earth's Reflectance (POLDER) measurements
(Deschamps et al., 1994). Ishimoto et al., (2012) and Letu et al. (2016) developed an ICS database by using a combination

105 method of the FDTD, GOIE and GOM for an irregularly shaped Voronoi model based on in situ microphysical measurements. Letu et al. (2016, 2020) demonstrated that the Voronoi model can effectively retrieve the ice cloud microphysical properties from satellite measurements. Furthermore, the Voronoi model has been adopted for generating official ice cloud products for the Second Generation gLobal Imager (SGLI)/Global Change Observation Mission-Climate (GCOM-C) (Letu et al., 2012, 2016; Nakajima et al., 2019), AHI/Himawari-8 (Letu et al., 2018) and the Multi-Spectral
110 Imager (MSI)/Earth Cloud Aerosol and Radiation Explorer (EarthCARE) satellite programs (Illingworth et al., 2015), which will be launched in 2023. These studies demonstrated the superiority of the Voronoi model in the ice cloud remote sensing applications. However, the performance of the Voronoi model in climate model simulations has not been investigated quantitatively.

Motivated by the abovementioned situations, this study aims to quantify the effects of the Voronoi model on the optical
115 and radiative properties of ice clouds in a climate model in comparison with other ice cloud optical property schemes (Fu, Mitchell, Yi and Baum-yang05). To achieve this goal, we develop an ice cloud optical property parameterization scheme (referred to as the Voronoi scheme hereafter) for the Voronoi model. The Voronoi scheme and other schemes are employed in the Community Integrated Earth System Model (CIESM) (Lin et al., 2020) to simulate shortwave and longwave fluxes at the top of the atmosphere (TOA). The CIESM-based simulations from five schemes are compared with the Earth's Radiant
120 Energy System (CERES) Energy Balanced And Filled (EBAF) products. This study addresses the following questions through the comparison. How different is the Voronoi scheme from other schemes? How, and to what extent does the Voronoi scheme affect the radiative effects of ice clouds? What are the possible reasons for the impacts of the Voronoi scheme?

This paper is organized as follows. Sections 2 and 3 introduce the data and methodology used in this study, section 4
125 demonstrates the influence of the Voronoi model on the cloud radiative properties through the radiative transfer model and climate model. Section 5 presents the summary and conclusion of this study.

2 Data

2.1 Single-scattering property database for the Voronoi model

In this study, the single-scattering property database of the Voronoi model developed by Ishimoto et al. (2012) and Letu
130 et al. (2016) is used in the parameterization process. The single-scattering properties including the extinction efficiency,
single-scattering albedo, and asymmetry factor of the Voronoi model from the ultraviolet to the infrared are utilized to
calculate the shortwave and longwave optical properties of ice clouds. The single-scattering properties of the Voronoi model
are calculated by combination methods of FDTD, GOIE and GOM. This combination method implements a well treatment
of particle edge effects (Ishimoto et al., 2012). With this treatment, the gaps between the results calculated by the FDTD and
135 those by the GOIE are relatively small, which can lead to consistence in the single-scattering properties of ice particles.
Figure 1 (a) and (b) show the extinction efficiency, single-scattering albedo, and asymmetry factor for Voronoi models that
vary with SZPs at wavelengths of 0.64 and 2.21 μm , respectively. Note that the FDTD and GOIE methods are used for small
(SZP < 40) and moderate (SZP < 300) ice particles, respectively, and the GOM method is used for large (SZP > 300)
particles. The extinction efficiency at wavelengths of 0.64 μm and 2.21 μm has a peak value when the SZP approximately
140 equals to 10 and decreases to be a constant value of 2 with increasing SZPs larger than 100. The single-scattering albedo at
both wavelengths is close to 1, which is related to the high values of the [imaginaryreal](#) part in the refractive index. The
asymmetry factor decreases with the increasing SZPs at the wavelength of 0.64 μm . At the wavelength of 2.21 μm , the
asymmetry factor increases for the SZPs smaller than 10 and larger than 300.

2.2 Aircraft-based measurements of the particle size distributions

145 To generate the parameterization scheme of ice cloud optical properties for application in the climate model simulations,
particle size distributions (PSDs) of the Voronoi model need to be assumed in ice clouds. In this study, we utilized 14,408
PSDs derived from in situ aircraft-based measurements obtained in 11 field campaigns (available http://stc-se.com/data/bbaum/Ice_Models/microphysical_data.html) (Heymsfield et al., 2013). These data confirm that the particle
phase is unambiguously ice after filtering by cloud temperature ($T \leq -40^\circ\text{C}$). For the fitting of PSDs for the Voronoi model,
150 we adopt the gamma distribution form as follows:

$$n(L) = N_0 L^\mu e^{-\lambda L} \quad (1)$$

where L is the particle maximum dimension, $n(L)$ is the particle concentration per unit volume (e.g., $1/\text{cm}^3$), N_0 is the intercept, λ is the slope, and μ is the dispersion. The physical meaning of the PSD is that $n(L)$ times dL is the number of particles per unit area.

As shown in Figure 2, the particle concentration decreases with increasing L for all ranges. When the temperature is between -60°C and -55°C temperature, the particle concentration is the largest, and it decreases most sharply with increasing L . When the temperature is between -45°C and -40°C , as well as between -65°C and -70°C temperature, the particle concentration is the smallest, and it decreases slowly with increasing L .

2.3 Satellite data used in the validation

To evaluate the cloud radiative effects for different schemes of the ICS model, we adopted the CERES EBAF Ed4.1 products (available <https://ceres.larc.nasa.gov/data/>) (Draine and Flatau, 1994; Doelling et al., 2016) from 2001 to 2010 as validation data. The “toa_cre_sw_mon” and “toa_cre_lw_mon” EBAF products are used to compared with the simulated shortwave and longwave cloud radiative effects from all five schemes. The “toa_cre_sw_mon” and “toa_cre_lw_mon” products are monthly mean shortwave and longwave cloud radiative effects at the TOA, and they are calculated as all-sky fluxes minus total region clear-sky fluxes for shortwave and longwave spectrum. The “toa_sw_all_mon” and “toa_lw_all_mon” EBAF products are monthly mean all-sky outgoing shortwave and longwave fluxes at the TOA, and they are used to compare with simulated upwelling shortwave flux at the TOA (FSUTOA) and upwelling longwave flux at the TOA (FLUTOA) from all schemes. The “sfc_sw_down_all_mon” and “sfc_lw_down_all_mon” are monthly mean all-sky downwelling shortwave and longwave fluxes at the surface, and they are used to compare with simulated downwelling shortwave flux at the surface (FSDS) and downwelling shortwave flux at the surface (FLDS) from all schemes. The spatial and temporal resolution of EBAF data is $1^\circ \times 1^\circ$ latitude by longitude and monthly means.

3 Methodology

The main flowchart of this study is described in Figure 3. Firstly, we developed the parameterization scheme of the Voronoi ICS model by using the aforementioned single-scattering properties of the Voronoi ICS database and large amounts

of PSDs. Then, the Voronoi scheme and the other four existing schemes (Fu, Mitchell, Yi and Baum-yang05) were evaluated through simulations of shortwave upward/downward flux profiles in the Rapid Radiative Transfer Model for General circulation model version (RRTMG). The RRTMG was utilized to understand how the different optical properties of the five schemes influence the upward/downward fluxes under several idealized conditions. Furthermore, all schemes were applied to the CIESM to simulate global shortwave and longwave cloud radiative forcing at the TOA from 2000 to 2010, among which the first year was removed for reaching the equilibrium state and the last ten years were evaluated by EBAF products. The CIESM was employed to evaluate the effectiveness of the Voronoi ICS model in the simulations of ice cloud radiative properties compared with the other four schemes in the climate system.

3.1 Parameterization of ice cloud optical properties

To better understand the ice cloud modelling capabilities of the Voronoi model in climate model and explain how ice clouds play a role in the climate system, it is necessary to introduce the main scattering parameters to evaluate the Voronoi ICS model through the parameterization scheme. The main radiative transfer processes can be simply attributed to extinction, scattering and absorption coefficients (Liou, 1986, 1992), which are calculated by Eq. (2).

$$\beta_{e,s,a} = \int_{L_{min}}^{L_{max}} \sigma_{e,s,a} n(L) dL \quad (2)$$

where $\beta_{e,s,a}$ is the extinction, scattering and absorption coefficients and σ is the cross section (See Table 1 for a list of acronyms). The single-scattering albedo and co-albedo can be defined as the ratio of the scattering and absorption coefficients to the extinction coefficient in the form of Eq. (3).

$$\varpi = \frac{\beta_s}{\beta_e}, \text{ or } 1 - \varpi = \frac{\beta_a}{\beta_e} \quad (3)$$

where ϖ and $1 - \varpi$ are single-scattering albedo and co-albedo, respectively. Based on the extinction coefficient, the optical depth can be defined by Eq. (4).

$$\tau = \int_z^{\infty} \beta_e dz \quad (4)$$

where τ is the optical depth, z is the outer boundary of the atmosphere. In the assumption of plane-parallel atmospheres, changes in the diffuse intensity penetrating from below the layer considering multiple scattering processes can be given by Eq. (5).

$$J(\tau; \mu; \phi) = \frac{\varpi}{4\pi} \int_0^{2\pi} \int_{-1}^1 I(\tau; \mu'; \phi') P(\mu, \phi; \mu', \phi') d\mu' d\phi' + \frac{\varpi}{4\pi} F_\theta P(\mu, \phi; -\mu_0, \phi_0) e^{-\tau/\mu_0} + (1 - \varpi) B[T(\tau)] \quad (5)$$

195 where P is the phase function corresponding to a volume of ice particles. $P(\mu, \phi; \mu', \phi')$ denotes the redirection of the incoming intensity defined by (μ', ϕ') to the outgoing intensity defined by (μ, ϕ) . I indicate the total (direct plus diffuse) radiance, B indicates Planck's function associated with thermal emissions, and Θ is the scattering angle. Therefore, the extinction coefficients, single-scattering albedo and phase function are fundamental driving parameters within the transfer of diffuse intensity.

200 Based on these principles, in this study, we completed the Voronoi scheme by using the single-scattering properties of the Voronoi model and 14,408 groups of PSDs data. The parameterization of the ice cloud optical properties for Voronoi scheme are developed following Eq. (6)-(15). Firstly, the spectral ice cloud optical properties (mass-averaged extinction coefficients, single-scattering albedo and asymmetry factor) for the Voronoi scheme are calculated for all PSDs given by Eq. (6)-(9).

$$D_e = \frac{3 \int_{L_{min}}^{L_{max}} V(L) n(L) dL}{2 \int_{L_{min}}^{L_{max}} A(L) n(L) dL} \quad (6)$$

$$K_{ext}(\lambda) = \frac{\int_{L_{min}}^{L_{max}} Q_{ext}(\lambda, L) A(L) n(L) dL}{\rho_{ice} \int_{L_{min}}^{L_{max}} V(L) n(L) dL} \quad (7)$$

$$\varpi(\lambda) = \frac{\int_{L_{min}}^{L_{max}} Q_{sca}(\lambda, L) A(L) n(L) dL}{\int_{L_{min}}^{L_{max}} Q_{ext}(\lambda, L) A(L) n(L) dL} \quad (8)$$

$$g(\lambda) = \frac{\int_{L_{min}}^{L_{max}} g(\lambda, L) \sigma_{sca}(\lambda, L) n(L) dL}{\int_{L_{min}}^{L_{max}} \sigma_{sca}(L) n(L) dL} \quad (9)$$

205 where D_e is the effective particle diameter, V and A are volume and projected area of Voronoi models. $K_{ext}(\lambda)$ are spectral mass-averaged extinction coefficients (m^2/g), $\varpi(\lambda)$ is spectral single-scattering albedo and $g(\lambda)$ is spectral asymmetry factor. Q_{ext} , g and Q_{sca} are extinction efficiency, asymmetry factor and scattering efficiency for Voronoi models.

Then, based on the spectral bulk optical properties including $K_{ext}(\lambda)$, $\varpi(\lambda)$, and $g(\lambda)$ of ice clouds, the band-averaged optical properties are calculated to apply the parameterization scheme in RRTMG and CIESM following Eq. (10)-
210 (12).

$$\tilde{K}_{ext} = \frac{\int_{\lambda_{min}}^{\lambda_{max}} \beta_{ext}(\lambda) E(\lambda) d\lambda}{\int_{\lambda_{min}}^{\lambda_{max}} E(\lambda) d\lambda} \quad (10)$$

$$\tilde{\varpi} = \frac{\int_{\lambda_{min}}^{\lambda_{max}} \varpi(\lambda) E(\lambda) d\lambda}{\int_{\lambda_{min}}^{\lambda_{max}} E(\lambda) d\lambda} \quad (11)$$

$$\tilde{g} = \frac{\int_{\lambda_{min}}^{\lambda_{max}} g(\lambda) E(\lambda) d\lambda}{\int_{\lambda_{min}}^{\lambda_{max}} E(\lambda) d\lambda} \quad (12)$$

where \tilde{K}_{ext} , $\tilde{\varpi}$ and \tilde{g} are band-averaged mass-averaged extinction coefficients, single-scattering albedo and asymmetry factor for the Voronoi scheme, respectively. E is assigned by the solar constant provided by Chance and Kurucz (2010) for the shortwave spectrum, and is replaced with the Planck function $B(T)$ for longwave spectrum, T is an assuming cloud temperature of 233K according to Liou (1992). The coefficients of the polynomial expressions of the ice cloud band-
215 averaged optical properties as functions of D_e are determined in each band interval to develop Voronoi scheme for shortwave and longwave spectrum as shown in Eq. (13)-(15).

$$\tilde{K}_{ext} = a_0 + a_1/D_e + a_2/D_e^2 \quad (13)$$

$$\tilde{\varpi} = b_0 + b_1 D_e + b_2 D_e^2 + b_3 D_e^3 \quad (14)$$

$$\tilde{g} = c_0 + c_1 D_e + c_2 D_e^2 + c_3 D_e^3 \quad (15)$$

where a , b , c are coefficients as functions of band intervals.

In terms of other four existing schemes, the band-averaged optical properties of Mitchell, Yi and Baum-yang05 schemes are developed as functions of D_e following Eq. (13-15). Coefficients of Mitchell scheme can be obtained from the
220 CIESM. Values of coefficients for Yi and Baum-yang05 schemes are listed in appendix A (Tables A1, A2, A3, and A4)

provided from Zhao et al. (2018). Coefficients of the Fu scheme (default scheme in RRTMG) are obtained from the existing ice cloud band-averaged optical properties from RRTMG. Formulation of Fu scheme is similar to the Mitchell and Baumyang05 schemes except using the generalized effective diameter (Fu, 1996). The generalized effective diameter of the Fu scheme is unified into D_e for comparability.

225 3.2 RRTMG and CIESM simulation experiments

The version of the RRTMG used in this study is the current version of the radiative transfer code applied in the CIESM (Mlawer et al., 1997; Iacono et al., 2008; Clough et al., 2005; available from <http://rtweb.aer.com>). RRTMG utilizes the correlated-k approach to calculate shortwave fluxes and heating rates efficiently and accurately for application to climate models. The version of RRTMG utilizes a two-stream method for radiative transfer calculation. RRTMG has 14 bands for shortwave spectrum and 16 longwave bands (see Table 42). Since the wavelength range is from 0.2 to 15 μm for the single-scattering property database of the Voronoi ICS model, ice cloud bulk optical properties of the default scheme (the Mitchell scheme) remain unchanged when bands are larger than 15 μm . To quantify the radiative flux differences caused by five schemes under the same conditions, we design an assuming ice cloud cases in standard tropics atmospheric profile in the RRTMG. The RRTMG sets are as follows, ice effective radius is set to 45 μm , the ice water path is set to 60 g m^{-2} , the ice cloud top pressure/height is between 125.1 hPa and 245.5 hPa, and the cloud fraction is 50%, the solar zenith angles is set to 60°. The vertical resolution is 60 levels for the standard tropics. The RRTMG is run by five ice cloud schemes under the same conditions, thus relative difference of fluxes can be explained by difference among five schemes. Five schemes are implemented in the CIESM to calculate the FSIDS, FLDS, FSUTOA, FLUTOA and shortwave cloud forcing (SWCF) and longwave cloud forcing (LWCF). SWCF are defined as Eq. (16), LWCF is defined the same as SWCF but for longwave spectrum.

$$SWCF = F_{cloudy} - F_{clear} \quad (16)$$

where F_{cloudy} and F_{clear} are the difference between downward and upward fluxes for cloudy and clear conditions, respectively. The CIESM ~~is is-runoperateds~~ in two ways: 1) the CIESM is run with the default Mitchell scheme for ice clouds and the default water cloud scheme to obtain SWCF and LWCF for the Mitchell scheme; 2) the CIESM is run by using the other four schemes (the Voronoi, Yi, Baum-yang05 and Fu scheme) in place of the Mitchell scheme, along with

245 the default liquid water cloud scheme. Liquid water clouds adopt a spherical particle model, whose single-scattering properties are derived from the Lorenz-Mie theory (van de Hulst, 1957). Because the CIESM is unable to separate ice clouds from liquid clouds efficiently, the SWCF and LWCF for five schemes are under the same liquid water cloud parameterization their differences are attributed to different ice habits and their scattering and absorption properties within five schemes. The CIESM run is integrated for 11 years in one-month increments, the initial first year is used for state
 250 initialization and stabilization, the last ten-year runs were utilized for analysis. Horizontal and vertical resolution of CIESM run experiment is set to $1.9^\circ \times 2.5^\circ$ and 31 levels, respectively. The run is driven by prescribed climatological sea surface temperature and sea ice fraction with an annual cycle in the year 2000.

4 Results and discussions

4.1 Band-averaged optical properties of the ice cloud

255 Based on the integration over both PSDs and band intervals, band-averaged bulk optical properties of the Voronoi scheme are compared with Mitchell, Fu, Baum-yang05 and Yi schemes in Figure 4. The differences in ice cloud optical properties between the Voronoi and the other four existing schemes are shown in Figure 5. Since Fu scheme uses generalized effective diameter, the remaining four schemes use D_e . Horizontal axes in both Figure 4 and 5 are unified into D_e for comparability. Parameterized mass extinction coefficients, single-scattering albedo and asymmetry factor are plotted as
 260 functions of the D_e from 10 to 150 μm and 14 selected bands.

In Figure 4, mass extinction coefficients obtained from five schemes show uniformly negative correlation with D_e . Mass extinction coefficients exceed up to 0.2 m^2/g for D_e smaller than 20 μm and approach 0 for D_e larger than 100 μm . This could be partly related with the majority of small particles in PSDs for five schemes. Note that there is a minimum of mass extinction coefficients between 3.08 and 3.85 μm . It could because that the real part of the refractive index reaches the
 265 minimum at 3 μm (Warren and Brandt, 2008; Yang et al., 2013). This could weaken the scattering and extinction efficiency of ice particles. The single-scattering albedos obtained from five schemes approach 1.0 in visible bands (0.2-0.78 μm). In near-infrared bands (0.78-3.85 μm), the single-scattering albedos are inversely proportional to D_e . This result is related with the large real part in visible bands and small imaginary part of the complex refractive index of ice particles. The

asymmetry factor obtained from five schemes increases with increasing wavelength for all D_e . From visible to near-infrared
270 band, the asymmetry factor increases with the increasing D_e .

In Figure 5, differences in mass extinction coefficients between the Voronoi scheme and the other four schemes show
the Voronoi scheme has slightly larger values than the Fu, Yi and Baum-yang05 schemes, but is smaller than the Mitchell
scheme. For the single-scattering albedo, the Voronoi scheme has slightly larger single-scattering albedo than Fu and
Mitchell schemes, and lower single-scattering albedo than Baum-yang05 and Yi schemes in infrared bands. This result may
275 be because large ice particles are closer to geometric optics and have a greater proportion of absorption than small ice
particles. The low asymmetry factor of the Voronoi scheme is because that the multifaceted shapes of the Voronoi ice model
can result in significant side and backward scattering and reducing the forward scattered energy. Since the impacts of
different size distribution assumptions on the bulk optical properties of ice cloud parameterization are negligible
(Heymsfield et al., 2013, 2017), differences of band-averaged bulk optical properties between five schemes are originally
280 rooted in different habits of ice particles and their single-scattering properties.

4.2 RRTMG simulation results

After the parameterization, band-averaged optical properties of ice cloud from five schemes (Fu, Mitchell, Yi, Baum-
yang05 and Voronoi) are subsequently parameterized as functions of D_e and 14 bands as shown in Figure 4. To illustrate and
quantify the influence of optical properties of ice cloud on its radiative effects, an ideal experiment is designed to test the
285 response of radiative flux to five ice cloud schemes under the same idealized conditions. Band-averaged optical properties
for five schemes are subsequently implemented in RRTMG to simulate radiative fluxes under prescribed ice clouds in
standard tropics profiles (Anderson et al., 1986) which have a high proportion of ice cloud coverage (Massie et al., 2002;
Stubenrauch et al., 2013). According to observations of Hong and Liu (2015), top and bottom pressure of ice cloud layer is
set to 125.1 and 245.5 hPa, respectively, the D_e is set to 45 μm and ice water paths equal to 60 g m^{-2} .

290 Shortwave radiative fluxes profiles of cloudy-sky for five schemes and clear-sky conditions are shown in Figure 6.
Specific comparison of five schemes inside the black dotted region are enlarged and shown in the bottom row. In Figure 6,
upward fluxes of five schemes gradually increase from cloud bottom to cloud top, reaching to the maximum at the cloud top.
The Voronoi and Mitchell scheme have higher upward fluxes and lower downward diffuse fluxes than the other three

schemes. Figure 6 shows 6-30 W/m² differences in TOA upward fluxes, 10-40 W/m² differences in surface downward
295 diffuse fluxes, 10-30 W/m² differences in surface net fluxes, and 8-42 W/m² differences in TOA net fluxes owing to five
different ice cloud schemes. The radiative properties for the Voronoi scheme in shortwave fluxes can be explained by its
lower asymmetry factor than the other four schemes, leading to smaller proportion of forward scattering and larger backward
scattering. Thus, less shortwave flux reaching the ground and more upward flux for the Voronoi scheme compared with the
other four schemes.

300 4.3 Climate model simulation results

As shown in RRTMG simulations in section 4.2, the influence of five ice cloud schemes (Voronoi, Yi, Mitchell, Baum-
yang05 and Fu schemes) on the radiative effects is evaluated under standard tropical atmospheric profiles, and with
assumptions of idealized ice cloud microphysical properties as input data. Simulation results based upon radiative transfer
model are capable of showing difference of ice cloud radiative effects for five schemes under some specific conditions, but
305 are unable to demonstrate comprehensive performance of five schemes corresponding to real and complex atmospheric
situation. To study the ice cloud modelling capabilities of five schemes in the climate model, the Voronoi, Yi, Baum-yang05
and Fu schemes are applied in the CIESM. Upwelling and downwelling fluxes and TOA SWCF and LWCF from CIESM
simulations for five schemes compared with CERRES EBAF products are plotted in Figure 7 and 8, and their global-
averaged values are listed in Table 3. The results show that the Voronoi scheme produced a lower difference of
310 approximately -0.45 W/m² (1.1%) for the TOA shortwave cloud radiative forcing and -0.30 W/m² (1.4%) for the TOA
longwave cloud radiative forcing compared with four existing schemes. For FSDS, the Voronoi scheme has the smallest
downwelling fluxes at surface and is the closest to the EBAF products due to that the Voronoi scheme scatter the least
energy in the forward direction. For FSUTOA, the Voronoi scheme possesses the largest upwelling fluxes compared to the
other four schemes due to its strong backward scattering. For the longwave spectrum, the effects of the Voronoi scheme on
315 the FLDS and FLUTOA is negligible.

To discuss the influence of five schemes on the global distributions of SWCF and LWCF, the zonal average analysis is
shown in Figure 9. [Results show that the SWCF of CIESM simulations are stronger than the EBAF results in tropical regions.](#)
[This might be because that the CIESM overestimates ice/liquid cloud fraction in low-latitudes compared with the](#)

320 [observations](#) (Eidhammer et al., 2014; Kay et al., 2016). ~~Results show~~Notes that the Voronoi scheme exhibits weaker cooling effects in tropical regions than the other four existing schemes. According to the definitions of the SWCF and LWCF, the highest TOA upward fluxes of the Voronoi scheme can produce the lowest TOA net fluxes, which means the Voronoi scheme can produce the smallest negative TOA SWCF among five schemes. Figure 10 displayed the distribution of differences between five schemes and CERES EBAF product. The differences box of Voronoi scheme are most concentrated on the zero line, and its statistical deviation is the smallest, which means the spatial distribution of cloud radiative effects of Voronoi scheme is closer to EBAF products compared with other four existing schemes.

5 Conclusions

The optical property parameterization (Voronoi scheme) of the Voronoi ice crystal scattering (ICS) model is investigated for simulations of the ice cloud radiative properties in the Community Integrated Earth System Model (CIesm). The Voronoi scheme is completed based on the single-scattering properties of the Voronoi ICS database and particle size 330 distributions from in-situ observations. The band-averaged optical properties of ice clouds including the mass extinction coefficients, single-scattering albedo and asymmetry factor of the Voronoi scheme are applied in the CIesm climate model and compared with those of the four existing schemes (Baum-yang05, Fu, Yi and Mitchell). The results show that the Voronoi scheme has a distinct feature of having the lowest asymmetry factor in the shortwave bands. This feature could be related to complex multifaceted shape of the Voronoi ICS model, and suggests that the Voronoi scheme can produce 335 relatively stronger backward scattering compared with other schemes.

Radiative properties of ice clouds are firstly assessed in Rapid Radiative Transfer Model for General circulation model version (RRTMG) in the CIesm. The profiles of upward/downward fluxes from different ice cloud schemes are simulated for the prescribed atmospheric condition. The RRTMG results show that the Voronoi scheme has the highest upward flux at the top of the atmosphere (TOA) and lowest downward flux at the surface when the solar zenith angle equals to 60 °. 340 Therefore, the net flux of the Voronoi scheme is largest at the TOA and smallest at the surface compared with the other schemes, which are mostly due to its lowest asymmetry factor.

Five schemes (Baum-yang05, Fu, Yi, Mitchell and Voronoi) are then applied to the CIESM to simulate shortwave and longwave global total cloud radiative forcing at the TOA during 2001-2010. The accuracy of simulated 10-yr global total cloud radiative forcing from different schemes are evaluated by the Clouds and the Earth's Radiant Energy System (CERES) Energy Balanced And Filled (EBAF) product. The results show that the Voronoi scheme produced a lower difference for the TOA shortwave and longwave cloud radiative forcing compared with four existing schemes. Especially for the region (from 30°S to 30°N) where the ice clouds occur frequently, the Voronoi scheme provides the closest match with CERES EBAF product.

In conclusion, simulations of global averaged shortwave and longwave cloud radiative forcing at the TOA from five schemes are investigated through the EBAF product. We find that the Voronoi scheme present a better agreement with EBAF products than the other schemes, especially in the tropical region, which confirmed that the Voronoi ICS model has the possibility of ice cloud modelling capabilities in the climate model of the CIESM.

Data availability

The RRTMG code are available at http://rtweb.aer.com/rrtmg_sw_code.html, the CERES level3 EBAF products are available at <https://ceres.larc.nasa.gov/data/>.

Author contribution

Ming Li developed the ice cloud optical property parameterizations (Voronoi scheme) based on the single-scattering properties of Voronoi models, compared the band-averaged optical properties of the Voronoi scheme with the other four schemes (Mitchell, Yi, Baun-yang05 and Fu). Ming Li also compared the upward/downward flux profiles from five schemes through RRTMG standalone simulations and radiative properties of five schemes in CAM5 model simulations, as well as downloaded the CERES products and wrote the initial draft of this manuscript. Husi Letu designed the aims and structures of this study and assisted in developing the parameterization of ice cloud optical properties based on the Voronoi models. Husi Letu also provided the single-scattering property database of Voronoi models and helped in analyzing the single-scattering properties of Voronoi models, as well as guided the writings and revisions of the manuscript. Yiran Peng and Yanluan Lin

365 assisted in developing the ice cloud optical property parameterization and provided the climate models, as well as guided the settings of climate model runs and reviewing the manuscript. Hiroshi Ishimoto developed the single-scattering property database of Voronoi models, provided the database of Voronoi models and helped in the parameterization of ice cloud optical properties based on the single-scattering properties of Voronoi models. Takashi Y. Nakajima provided the single-scattering property database of Voronoi models, especially assisted in guiding the flowchart of this study and reviewed the manuscript. Anthony Baran guided the development of the ice cloud optical property parameterization and reviewed the paper. Zengyuan Guo assisted with the runs and design of the climate model simulations and helped with the review of the manuscript. Yonghui Lei assisted in analyzing the results and guided the flowchart of the study, as well as reviewed the manuscript. Jiancheng Shi assisted in designing the aims and structures of this study, guided the writings of the paper and helped reviewing the manuscript.

375 **Competing interests**

The authors declare that they have no conflict of interests.

Acknowledgement

This work is supported by the Second Tibetan Plateau Scientific Expedition and Research Program (STEP) (Grant No. 2019QZKK0206), National Natural Science Foundation of China (Grant No. 42025504, 41771395) and International Partnership Programme of Bureau of International Cooperation Chinese Academy of Sciences (Contract No. 181811KYSB20190014).

References

- Anderson, G. P., Clough, S. A., Kneizys, F. X., Chetwynd, J. H., and Shettle, E. P.: AFGL atmospheric constituent profiles (0.120km), 1986.
- 385 Baran, A. J.: A review of the light scattering properties of cirrus, *J Quant Spectrosc Ra*, 110, 1239-1260, 2009.
- Baran, A. J.: From the single-scattering properties of ice crystals to climate prediction: A way forward, *Atmos Res*, 112, 45-69, 2012.
- Baum, B. A., Heymsfield, A. J., Yang, P., and Bedka, S. T.: Bulk scattering properties for the remote sensing of ice clouds. Part I: Microphysical data and models, *J Appl Meteorol*, 44, 1885-1895, 2005a.

390 Baum, B. A., Yang, P., Heymsfield, A. J., Platnick, S., King, M. D., Hu, Y. X., and Bedka, S. T.: Bulk scattering properties for the remote sensing of ice clouds. Part II: Narrowband models, *J Appl Meteorol*, 44, 1896-1911, 2005b.

Bi, L. and Yang, P.: Accurate simulation of the optical properties of atmospheric ice crystals with the invariant imbedding T-matrix method, *J Quant Spectrosc Ra*, 138, 17-35, 2014.

Bi, L., Yang, P., and Kattawar, G. W.: Edge-effect contribution to the extinction of light by dielectric disks and cylindrical particles, *Appl Optics*, 49, 4641-4646, 2010.

395 Bi, L., Yang, P., Kattawar, G., and Kahn, R.: Single-scattering properties of triaxial ellipsoidal particles for a size parameter range from the Rayleigh to geometric-optics regimes, *Appl Optics*, 48, 114-126, 2009.

Bi, L., Yang, P., Kattawar, G. W., and Mishchenko, M. I.: A numerical combination of extended boundary condition method and invariant imbedding method applied to light scattering by large spheroids and cylinders, *J Quant Spectrosc Ra*, 123, 17-22, 2013a.

Bi, L., Yang, P., Kattawar, G. W., and Mishchenko, M. I.: Efficient implementation of the invariant imbedding T-matrix method and the separation of variables method applied to large nonspherical inhomogeneous particles, *J Quant Spectrosc Ra*, 116, 169-183, 2013b.

400 Bi, L., Yang, P., Kattawar, G. W., Hu, Y. X., and Baum, B. A.: Scattering and absorption of light by ice particles: Solution by a new physical-geometric optics hybrid method, *J Quant Spectrosc Ra*, 112, 1492-1508, 2011.

C.-Labonnote, L., G., Brogniez, J.-C., Buriez, M., Doutriaux-Boucher, J.-F. Gayet, and A. Macke: Polarized light scattering by inhomogeneous hexagonal monocrystals: Validation with ADEOS-POLDER measurements, *J Geophys Res-Atmos*, 106, 12139-12153,

405 2001.

C.-Labonnote, L., Brogniez, G., Doutriaux-Boucher, M., Buriez, J.-C., Gayet, J.-F., and Chepfer, H.: Modeling of light scattering in cirrus clouds with inhomogeneous hexagonal monocrystals. Comparison with in-situ and ADEOS-POLDER measurements, *Geophysical Research Letters - GEOPHYS RES LETT*, 27, 113-116, 2000.

Chance, K. and Kurucz, R. L.: An improved high-resolution solar reference spectrum for earth's atmosphere measurements in the

410 ultraviolet, visible, and near infrared, *J Quant Spectrosc Ra*, 111, 1289-1295, 2010.

Deschamps, P. Y., Breon, F. M., Leroy, M., Podaire, A., Bricaud, A., Buriez, J. C., and Seze, G.: The Polder Mission - Instrument Characteristics and Scientific Objectives, *Ieee T Geosci Remote*, 32, 598-615, 1994.

Doelling, D. R., Sun, M., Nguyen, L. T., Nordeen, M. L., Haney, C. O., Keyes, D. F., and Mlynchak, P. E.: Advances in Geostationary-Derived Longwave Fluxes for the CERES Synoptic (SYN1deg) Product, *J Atmos Ocean Tech*, 33, 503-521, 2016.

415 Doutriaux-Boucher, M., Buriez, J.-C., Brogniez, G., C.-Labonnote, L., and Baran, A.: Sensitivity of retrieved POLDER directional cloud optical thickness to various ice particle models, *Geophysical Research Letters - GEOPHYS RES LETT*, 27, 109-112, 2000.

Draine, B. T. and Flatau, P. J.: Discrete-Dipole Approximation for Scattering Calculations, *Journal of the Optical Society of America a-Optics Image Science and Vision*, 11, 1491-1499, 1994.

Eidhammer, T., Morrison, H., Bansemer, A., Gettelman, A., and Heymsfield, A.: Comparison of ice particle characteristics simulated by

420 the Community Atmosphere Model (CAM5) with in-situ observations, *Atmospheric Chemistry and Physics Discussions*, 14, 10.5194/acpd-14-7637-2014, 2014.

Fu, Q.: A new parameterization of an asymmetry factor of cirrus clouds for climate models, *J Atmos Sci*, 64, 4140-4150, 2007.

Fu, Q. A.: An accurate parameterization of the solar radiative properties of cirrus clouds for climate models, *J Climate*, 9, 2058-2082, 1996.

Havemann, S. and Baran, A. J.: Extension of T-matrix to scattering of electromagnetic plane waves by non-axisymmetric dielectric

425 particles: application to hexagonal ice cylinders, *J Quant Spectrosc Ra*, 70, 139-158, 2001.

- Heymsfield, A. J. and Miloshevich, L. M.: Parameterizations for the cross-sectional area and extinction of cirrus and stratiform ice cloud particles, *J Atmos Sci*, 60, 936-956, 2003.
- Heymsfield, A. J., Schmitt, C., and Bansemer, A.: Ice Cloud Particle Size Distributions and Pressure-Dependent Terminal Velocities from In Situ Observations at Temperatures from 0 degrees to -86 degrees C, *J Atmos Sci*, 70, 4123-4154, 2013.
- 430 Heymsfield, A. J., Krämer, M., Luebke, A., Brown, P., Cziczo, D. J., Franklin, C., Lawson, P., Lohmann, U., McFarquhar, G., Ulanowski, Z., and Van Tricht, K.: Cirrus Clouds, *Meteorological Monographs*, 58, 2.1-2.26, 2017.
- Hong, Y. L. and Liu, G. S.: The Characteristics of Ice Cloud Properties Derived from CloudSat and CALIPSO Measurements, *J Climate*, 28, 3880-3901, 2015.
- Illingworth, A. J., Barker, H. W., Beljaars, A., Ceccaldi, M., Chepfer, H., Clerbaux, N., Cole, J., Delanoe, J., Domenech, C., Donovan, D.
- 435 P., Fukuda, S., Hiraoka, M., Hogan, R. J., Huenerbein, A., Kollias, P., Kubota, T., Nakajima, T., Nakajima, T. Y., Nishizawa, T., Ohno, Y., Okamoto, H., Oki, R., Sato, K., Satoh, M., Shephard, M. W., Velazquez-Blazquez, A., Wandinger, U., Wehr, T., and van Zadelhoff, G.-J.: THE EARTHCARE SATELLITE The Next Step Forward in Global Measurements of Clouds, Aerosols, Precipitation, and Radiation, *B Am Meteorol Soc*, 96, 1311-1332, 2015.
- Ishimoto, H., Masuda, K., Mano, Y., Orikasa, N., and Uchiyama, A.: Irregularly shaped ice aggregates in optical modeling of convectively
- 440 generated ice clouds, *J Quant Spectrosc Ra*, 113, 632-643, 2012.
- Kay, J., Bourdages, L., Miller, N., Morrison, A., Yettella, V., Chepfer, H., and Eaton, B.: Evaluating and improving cloud phase in the Community Atmosphere Model version 5 using spaceborne lidar observations, *Journal of Geophysical Research: Atmospheres*, 121, 10.1002/2015JD024699, 2016.
- Lawson, R. P., Baker, B., Pilon, B., and Mo, Q. X.: In situ observations of the microphysical properties of wave, cirrus, and anvil clouds.
- 445 Part II: Cirrus clouds, *J Atmos Sci*, 63, 3186-3203, 2006.
- Lawson, R. P., Woods, S., Jensen, E., Erfani, E., Gurganus, C., Gallagher, M., Connolly, P., Whiteway, J., Baran, A. J., May, P., Heymsfield, A., Schmitt, C. G., McFarquhar, G., Um, J., Protat, A., Bailey, M., Lance, S., Muehlbauer, A., Stith, J., Korolev, A., Toon, O. B., and Kramer, M.: A Review of Ice Particle Shapes in Cirrus formed In Situ and in Anvils, *J Geophys Res-Atmos*, 124, 10049-10090, 2019.
- 450 Letu, H., Nakajima, T. Y., and Matsui, T. N.: Development of an ice crystal scattering database for the global change observation mission/second generation global imager satellite mission: investigating the refractive index grid system and potential retrieval error, *Appl Optics*, 51, 6172-6178, 2012.
- Letu, H., Ishimoto, H., Riedi, J., Nakajima, T. Y., Labonnote, L. C., Baran, A. J., Nagao, T. M., and Sekiguchi, M.: Investigation of ice particle habits to be used for ice cloud remote sensing for the GCOM-C satellite mission, *Atmos Chem Phys*, 16, 12287-12303, 2016.
- 455 Letu, H. S., Nagao, T. M., Nakajima, T. Y., Riedi, J., Ishimoto, H., Baran, A. J., Shang, H. Z., Sekiguchi, M., and Kikuchi, M.: Ice Cloud Properties From Himawari-8/AHI Next-Generation Geostationary Satellite: Capability of the AHI to Monitor the DC Cloud Generation Process, *Ieee T Geosci Remote*, 57, 3229-3239, 2018.
- Letu, H. S., Yang, K., Nakajima, T. Y., Ishimoto, H., Nagao, T. M., Riedi, J., Baran, A. J., Ma, R., Wang, T. X., Shang, H. Z., Khatri, P., Chen, L. F., Shi, C. X., and Shi, J. C.: High-resolution retrieval of cloud microphysical properties and surface solar radiation using
- 460 Himawari-8/AHI next-generation geostationary satellite, *Remote Sens Environ*, 239, 2020.
- Lin, Y., Huang, X., Liang, Y., Qin, Y., Xu, S., & Huang, W., and al., e.: Community Integrated Earth SystemModel (CIESM): Description and evaluation., *Journal of Advances in Modeling Earth Systems*, 12, 0, 2020.

- Liou, K.-N.: Radiation and cloud processes in the atmosphere: theory, observation and modeling, Oxford monographs on geology and geophysics, 20, Oxford University Press, New York, ix, 487 p. pp.1992.
- 465 Liou, K. N.: Influence of Cirrus Clouds on Weather and Climate Processes - a Global Perspective, Mon Weather Rev, 114, 1167-1199, 1986.
- Massie, S., Gettelman, A., Randel, W., and Baumgardner, D.: Distribution of tropical cirrus in relation to convection, J Geophys Res-Atmos, 107, 2002.
- Mishchenko, M. I. and Travis, L.: Capabilities and Limitations of a Current FORTRAN Implementation of the T-matrix Method for
470 Randomly Oriented, Rotationally Symmetric Scatterers, Journal of Quantitative Spectroscopy and Radiative Transfer, 60, 309-324, 1998.
- Mishchenko, M. I., Travis, L. D., and Mackowski, D. W.: T-matrix computations of light scattering by nonspherical particles: A review, J Quant Spectrosc Ra, 55, 535-575, 1996.
- Mitchell, David, L., Liu, Yangang, Macke, and Andreas: Modeling Cirrus Clouds. Part II: Treatment of Radiative Properties, J. Atmos. Sci, 53, 2967-2988, 1996b.
- 475 Mitchell, D. L. and Arnott, W. P.: A Model Predicting the Evolution of Ice Particle-Size Spectra and Radiative Properties of Cirrus Clouds .2. Dependence of Absorption and Extinction on Ice Crystal Morphology, J Atmos Sci, 51, 817-832, 1994.
- Mitchell, D. L., Baran, A. J., Arnott, W. P., and Schmitt, C.: Testing and comparing the modified anomalous diffraction approximation, J Atmos Sci, 63, 2948-2962, 2006.
- Mitchell, D. L., Chai, S. K., Liu, Y. G., Heymsfield, A. J., and Dong, Y. Y.: Modeling Cirrus Clouds. Part I: Treatment of Bimodal Size
480 Spectra and Case Study Analysis, J Atmos Sci, 53, 2952-2966, 1996a.
- Nakajima, T., Nakajima, T., Yoshimori, K., Mishra, S., and Tripathi, S.: Development of a light scattering solver applicable to particles of arbitrary shape on the basis of the surface-integral equations method of Müller type. I. Methodology, accuracy of calculation, and electromagnetic current on the particle surface, Appl Optics, 48, 3526-3536, 2009.
- Nakajima, T. Y., Ishida, H., Nagao, T. M., Hori, M., Letu, H., Higuchi, R., Tamaru, N., Imoto, N., and Yamazaki, A.: Theoretical basis of
485 the algorithms and early phase results of the GCOM-C (Shikisai) SGLI cloud products, Prog Earth Planet Sc, 6, 2019.
- Ramaswamy, V. and Ramanathan, V.: Solar Absorption by Cirrus Clouds and the Maintenance of the Tropical Upper Troposphere Thermal Structure, J Atmos Sci, 46, 2293-2310, 1989.
- Rossow, W. B. and Schiffer, R. A.: Isccp Cloud Data Products, B Am Meteorol Soc, 72, 2-20, 1991.
- Rossow, W. B. and Schiffer, R. A.: Advances in understanding clouds from ISCCP, B Am Meteorol Soc, 80, 2261-2287, 1999.
- 490 Stubenrauch, C. J., Rossow, W. B., Kinne, S., Ackerman, S., Cesana, G., Chepfer, H., Di Girolamo, L., Getzewich, B., Guignard, A., Heidinger, A., Maddux, B. C., Menzel, W. P., Minnis, P., Pearl, C., Platnick, S., Poulsen, C., Riedi, J., Sun-Mack, S., Walther, A., Winker, D., Zeng, S., and Zhao, G.: Assessment of Global Cloud Datasets from Satellites: Project and Database Initiated by the GEWEX Radiation Panel, B Am Meteorol Soc, 94, 1031-1049, 2013.
- Takano, Y. and Liou, K. N.: Solar Radiative-Transfer in Cirrus Clouds .1. Single-Scattering and Optical-Properties of Hexagonal Ice
495 Crystals, J Atmos Sci, 46, 3-19, 1989.
- van de Hulst, H. C.: Light scattering by small particles, Wiley, New York,, xiii, 470 p. pp.1957.
- van Diedenhoven, B.: Remote Sensing of Crystal Shapes in Ice Clouds, in, 197-250, 10.1007/978-3-319-70808-9, 2018.
- van Diedenhoven, B. and Cairns, B.: A Flexible Parameterization for Shortwave and Longwave Optical Properties of Ice Crystals and Derived Bulk Optical Properties for Climate Models, J Atmos Sci, 77, 1245-1260, 2020.

- 500 van Diedenhoven, B., Fridlind, A. M., Cairns, B., and Ackerman, A. S.: Variation of ice crystal size, shape, and asymmetry parameter in tops of tropical deep convective clouds, *J Geophys Res-Atmos*, 119, 11809-11825, 2014b.
- Wang, P. H., Minnis, P., McCormick, M. P., Kent, G. S., and Skeens, K. M.: A 6-year climatology of cloud occurrence frequency from stratospheric aerosol and gas experiment II observations (1985-1990), *J Geophys Res-Atmos*, 101, 29407-29429, 1996.
- Warren, S. G. and Brandt, R. E.: Optical constants of ice from the ultraviolet to the microwave: A revised compilation, *J Geophys Res-*
505 *Atmos*, 113, 2008.
- Wendling, P., Wendling, R., and Weickmann, H.: Scattering of solar radiation by hexagonal ice crystals, *Appl Optics*, 18, 2663-2671, 1979.
- Yang, P. and Liou, K. N.: Light-Scattering by Hexagonal Ice Crystals - Comparison of Finite-Difference Time-Domain and Geometric Optics Models, *Journal of the Optical Society of America a-Optics Image Science and Vision*, 12, 162-176, 1995.
- 510 Yang, P. and Liou, K. N.: Geometric-optics-integral-equation method for light scattering by nonspherical ice crystals, *Appl Optics*, 35, 6568-6584, 1996a.
- Yang, P. and Liou, K. N.: Finite-difference time domain method for light scattering by small ice crystals in three-dimensional space, *Journal of the Optical Society of America a-Optics Image Science and Vision*, 13, 2072-2085, 1996b.
- Yang, P., Liou, K. N., Wyser, K., and Mitchell, D.: Parameterization of the scattering and absorption properties of individual ice crystals, *J*
515 *Geophys Res-Atmos*, 105, 4699-4718, 2000a.
- Yang, P., Hioki, S., Saito, M., Kuo, C. P., Baum, B. A., and Liou, K. N.: A Review of Ice Cloud Optical Property Models for Passive Satellite Remote Sensing, *Atmosphere*, 9, 2018.
- Yang, P., Liou, K. N., Bi, L., Liu, C., Yi, B. Q., and Baum, B. A.: On the Radiative Properties of Ice Clouds: Light Scattering, Remote Sensing, and Radiation Parameterization, *Advances in Atmospheric Sciences*, 32, 32-63, 2015.
- 520 Yang, P., Bi, L., Baum, B. A., Liou, K. N., Kattawar, G. W., Mishchenko, M. I., and Cole, B.: Spectrally Consistent Scattering, Absorption, and Polarization Properties of Atmospheric Ice Crystals at Wavelengths from 0.2 to 100 μm , *J Atmos Sci*, 70, 330-347, 2013.
- Yee, K. S.: Numerical solution of initial boundary value problems involving maxwell's equations in isotropic media, *IEEE Transactions on Antennas & Propagation*, 14, 302-307, 1966.
- Yi, B. Q., Rapp, A. D., Yang, P., Baum, B. A., and King, M. D.: A comparison of Aqua MODIS ice and liquid water cloud physical and
525 optical properties between collection 6 and collection 5.1: Cloud radiative effects, *J Geophys Res-Atmos*, 122, 4550-4564, 2017.
- Yi, B. Q., Yang, P., Baum, B. A., L'Ecuyer, T., Oreopoulos, L., Mlawer, E. J., Heymsfield, A. J., and Liou, K. N.: Influence of Ice Particle Surface Roughening on the Global Cloud Radiative Effect, *J Atmos Sci*, 70, 2794-2807, 2013.
- Yurkin, M. and Hoekstra, A.: The discrete-dipole-approximation code ADDA: Capabilities and known limitations, *Journal of Quantitative Spectroscopy and Radiative Transfer*, 112, 2011.
- 530 Yurkin, M. A. and Hoekstra, A. G.: The discrete dipole approximation: An overview and recent developments, *J Quant Spectrosc Ra*, 106, 558-589, 2007.
- Yurkin, M. A., Maltsev, V. P., and Hoekstra, A. G.: The discrete dipole approximation for simulation of light scattering by particles much larger than the wavelength, *J Quant Spectrosc Ra*, 106, 546-557, 2007.
- Zhang, H., Chen, Q., and Xie, B.: A new parameterization for ice cloud optical properties used in BCC-RAD and its radiative impact, *J*
535 *Quant Spectrosc Ra*, 150, 76-86, 2015.
- Zhao, W. J., Peng, Y. R., Wang, B., Yi, B. Q., Lin, Y. L., and Li, J. N.: Comparison of three ice cloud optical schemes in climate simulations with community atmospheric model version 5, *Atmos Res*, 204, 37-53, 2018.

Table Caption:

540 Table 1. Nomenclature

Table 2. Shortwave and longwave bands set in the RRTMG

Table 3. TOA upwelling and downwelling surface fluxes (W m^{-2}) and TOA SWCF and LWCF (W m^{-2})
for five schemes compared with CERES EBAF products. Numbers in parentheses are differences
between five scheme simulations and CERES EBAF products.

545

Table 1. Nomenclature

L	Particle maximum diameter (μm)
λ	Wavelength (μm)
SZP	Size parameter (unitless)
$n(L)$	Particle concentration (cm^{-3})
N_0	Intercept coefficient of $n(L)$ (unitless)
λ^*	Slope coefficient of $n(L)$ (unitless)
μ	Dispersion coefficient of $n(L)$ (unitless)
PSD	Particle size distribution defined by N_0 , λ^* , μ and L
TOA	Top of atmosphere
$\beta_{e,s,a}$	Extinction, scattering and absorption coefficients
$\sigma_{e,s,a}$	Extinction, scattering, absorption cross section
θ	Inclination to the upward normal direction scattering angle
μ, μ'	Cosines of θ , incoming and outgoing intensity direction, respectively
ϕ, ϕ'	Incoming and outgoing intensity azimuthal angle in reference to the x axis, respectively
P	Phase function regulated by μ, ϕ, μ', ϕ'
z	Upper limit of the outer boundary
τ	Optical thickness
I	Total (direct plus diffuse) radiance
$B[T]$	Planck's function
$J(\tau; \mu; \phi)$	Source function
D_e	Effective particle diameter
$Q_{ext,sca}(\lambda, L)$	Extinction efficiency and scattering efficiency
$V(L)$	Ice particle volume (μm^3)
$A(L)$	Average geometrical cross section (μm^2)
$K_{ext}(\lambda), \bar{K}_{ext}$	Spectral and band-averaged of mass extinction coefficients

$\varpi(\lambda), \tilde{\varpi}$	Spectral and band-averaged single-scattering albedo
$g(\lambda), \tilde{g}$	Spectral and band-averaged asymmetry factor
N	Cloud fraction
F_{cloudy}	Net fluxes of cloudy conditions
F_{clear}	Net fluxes of clear conditions
FSDS	Downwelling shortwave flux at the surface
FLDS	Downwelling longwave flux at the surface
FSUTOA	Upwelling shortwave flux at the top of atmosphere
FLUTOA	Upwelling longwave flux at the top of atmosphere
SWCF	Shortwave cloud forcing
LWCF	Longwave cloud forcing

Table 2. Shortwave and longwave bands in the RRTMG

Shortwave		Longwave	
Band	μm <u>$\mu\text{ m}$</u>	Band	cm^{-1}
16	3.08–3.85	1	10–350
17	2.5–3.08	2	350–500
18	2.15–2.5	3	500–630
19	1.94–2.15	4	630–700
20	1.63–1.94	5	700–820
21	1.3–1.63	6	820–980
22	1.24–1.3	7	980–1080
23	0.78–1.24	8	1080–1180
24	0.63–0.78	9	1180–1390
25	0.44–0.63	10	1390–1480
26	0.34–0.44	11	1480–1800
27	0.26–0.34	12	1800–2080
28	0.2–0.26	13	2080–2250
29	3.85–12.2	14	2250–2380
		15	2380–2600
		16	2600–3250

Table 3. TOA upwelling and downwelling surface fluxes (W m^{-2}) and TOA SWCF and LWCF (W m^{-2}) for five schemes compared with CERRES EBAF products. Numbers in parentheses are differences between five scheme simulations and CERES EBAF products.

	CERES EBAF	Mitchell scheme	Voronoi scheme	Yi scheme	Baum-yang05 scheme	Fu scheme
FSDS	161.54	163.3 (1.76)	162.13 (0.59)	164.11 (2.57)	164.48 (2.94)	164.26 (2.72)
FLDS	309.98	298.9 (-11.08)	298.37 (-11.61)	298.11 (-11.87)	298.62 (-11.36)	299.31 (-10.67)
FSUTOA	102.20	102.79 (0.59)	104.79 (2.59)	102.65 (0.45)	102.58 (0.38)	100.36 (-1.84)
FLUTOA	222.52	217.98 (-4.54)	218.3 (-4.22)	217.67 (-4.85)	218.38 (-4.14)	218.7 (-3.82)
SWCF	-42.52	-43.73 (-1.21)	-42.97 (-0.45)	-44.67 (-2.15)	-45.55 (-3.03)	-46.66 (-4.14)
LWCF	20.88	20.21 (-0.67)	20.58 (-0.30)	20.09 (-0.79)	20.11 (-0.77)	19.86 (-1.02)

570 Figure Captions:

Figure 1. Single-scattering properties (extinction efficiency, single-scattering albedo and asymmetry factor) of Voronoi model from the composite method based on the FDTD, GOIE, and GOM methods at the wavelengths of (a) 0.64 μm and (b) 2.21 μm .

575

Figure 2. Variations of ice particle size distributions for different temperature.

Figure 3. Flowchart of the investigation of ice cloud modelling capabilities for the irregularly shaped Voronoi models in climate simulations

580

Figure 4. The comparison of (top row) mass extinction coefficients, (middle row) single-scattering albedo and (bottom row) asymmetry factor as functions of effective diameter and ~~14 shortwave-~~ [bands wavelength](#) for (a) Voronoi, (b) Mitchell, (c) Fu, (d) Baum-yang05, and (e) Yi schemes.

585 Figure 5. The (a) Mitchell, (b) Fu, (c) Baum-yang05 and (d) Yi schemes minus the Voronoi scheme differences (%) in (top row) mass extinction coefficients, (middle row) single-scattering albedo and (bottom row) asymmetry factor as functions of effective diameter and ~~14 shortwave-~~ [bands wavelength](#).

Figure 6. Shortwave (a) upward fluxes, (b) diffuse downward fluxes, (c) downward total fluxes and (d) net fluxes for the Voronoi, Mitchell, Fu, Baum-yang05, Yi schemes and clear conditions (blue line) for standard tropical atmospheric profile. Graphics in black dotted box are magnified and displayed in (e)-(h).

590

Figure 7. The 10-yr global average CIESM-based TOA SWCF simulations for Voronoi, Mitchell, Fu,
595 Baum-yang05 and Yi schemes and corresponding CERES EBAF products during 2001-2010.

Figure 8. Same as the Figure 7, but for TOA LWCF.

Figure 9. Comparison of 10-yr zonally averaged annual mean (a) SWCF and (b) LWCF between the
600 Voronoi, Mitchell, Fu, Baum-yang05, Yi schemes and CERES EBAF. EBAF minus five schemes
differences of (c) SWCF and (d) LWCF.

Figure 10. Box analysis of zonal distributions of 10-yr annual mean SWCF (left) and LWCF (right)
difference between the Mitchell, Voronoi, Fu, Baum-yang05, Yi scheme and EBAF products,
605 respectively.

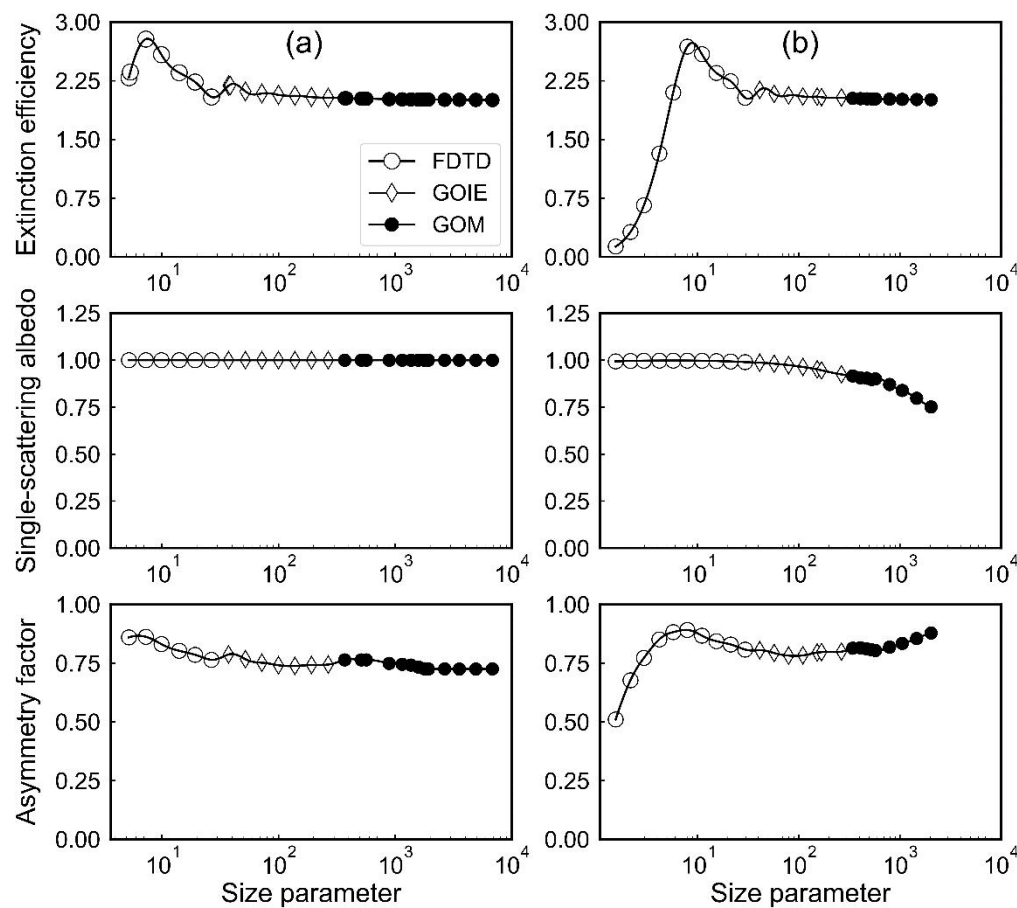
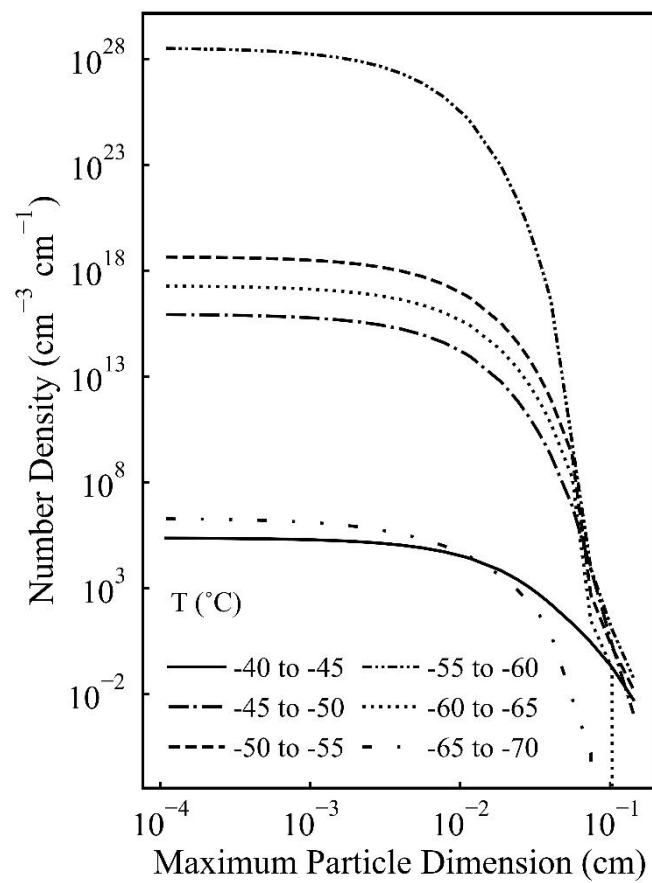


Figure 1. Single-scattering properties (extinction efficiency, single-scattering albedo and asymmetry factor) of Voronoi model from the composite method based on the FDTD, GOIE, and GOM methods at the wavelengths of (a) 0.64 μm and (b) 2.21 μm .



620

Figure 2. Variations of ice particle size distributions for different temperature.

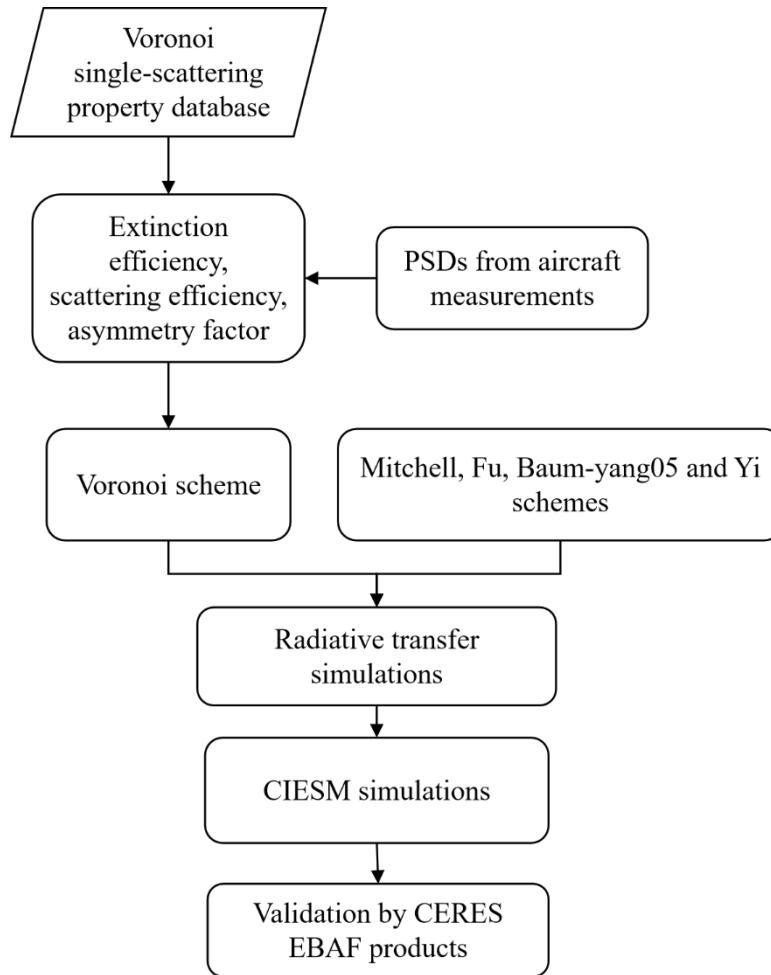


Figure 3. Flowchart of the investigation of ice cloud modelling capabilities for the irregularly shaped Voronoi models in climate simulations.

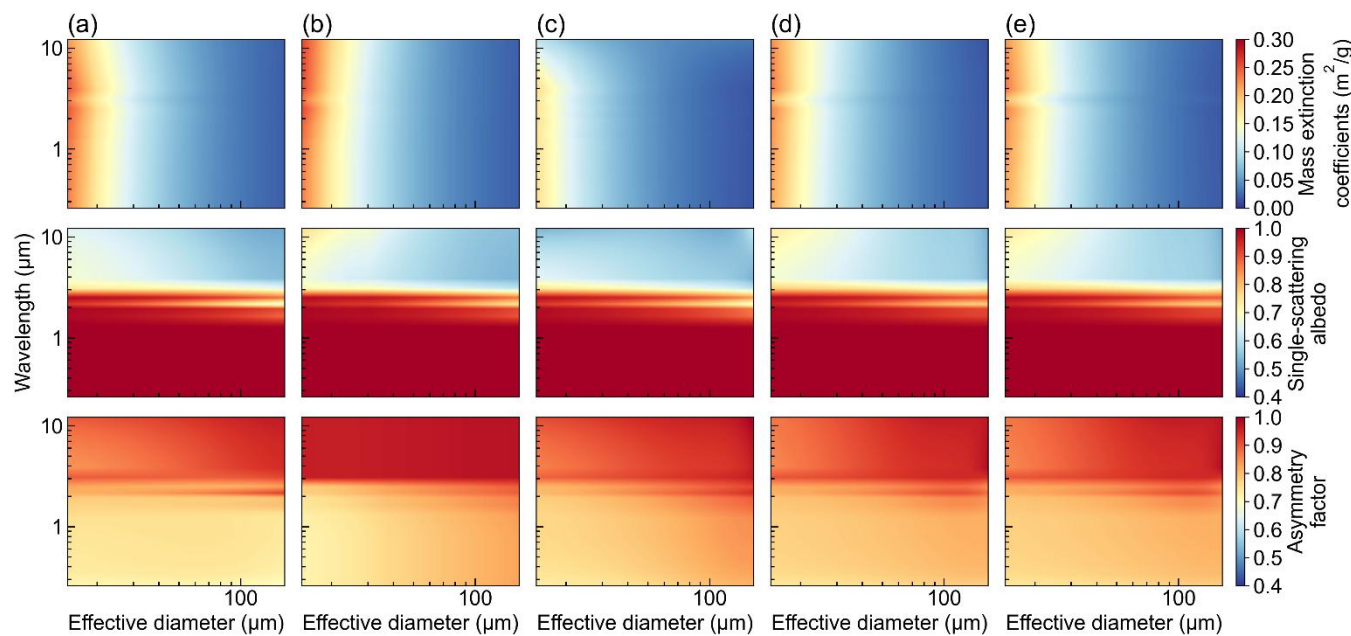


Figure 4. The comparison of (top row) mass extinction coefficients, (middle row) single-scattering albedo and (bottom row) asymmetry factor as functions of effective diameter and ~~14 shortwave~~
~~bands~~wavelength for (a) Voronoi, (b) Mitchell, (c) Fu, (d) Baum-yang05, and (e) Yi schemes.

640

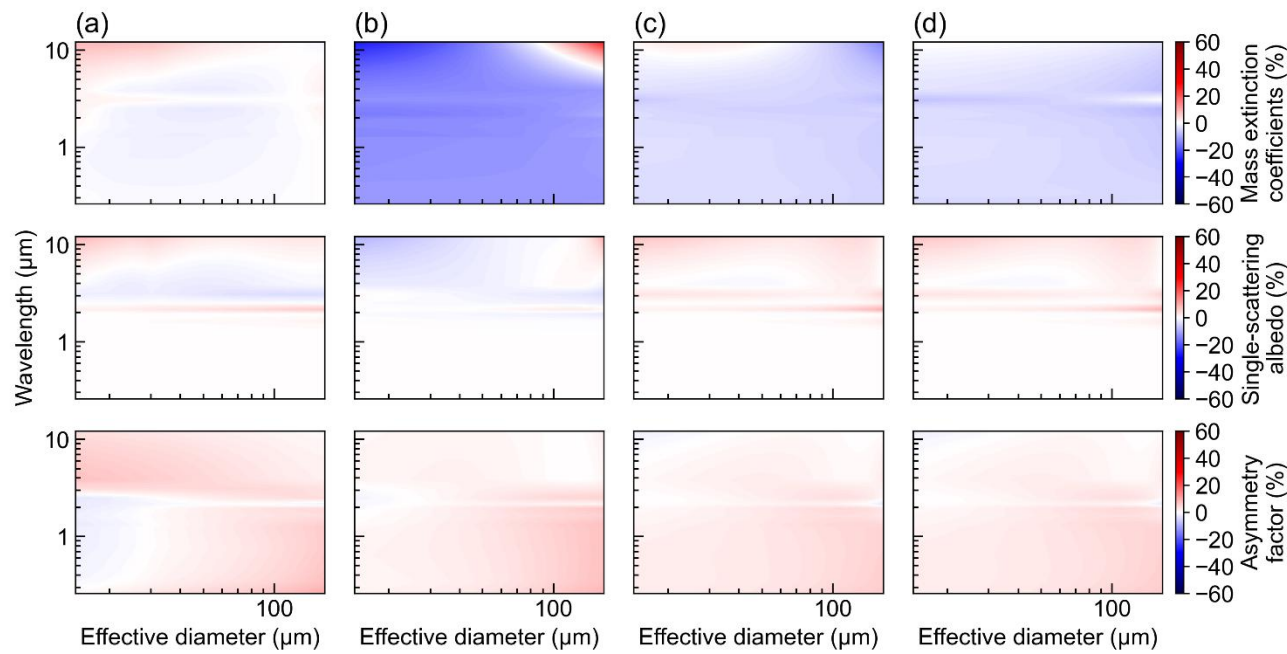


Figure 5. The (a) Mitchell, (b) Fu, (c) Baum-yang05 and (d) Yi schemes minus the Voronoi scheme differences (%) in (top row) mass extinction coefficients, (middle row) single-scattering albedo and (bottom row) asymmetry factor as functions of effective diameter and [wavelength](#).

645

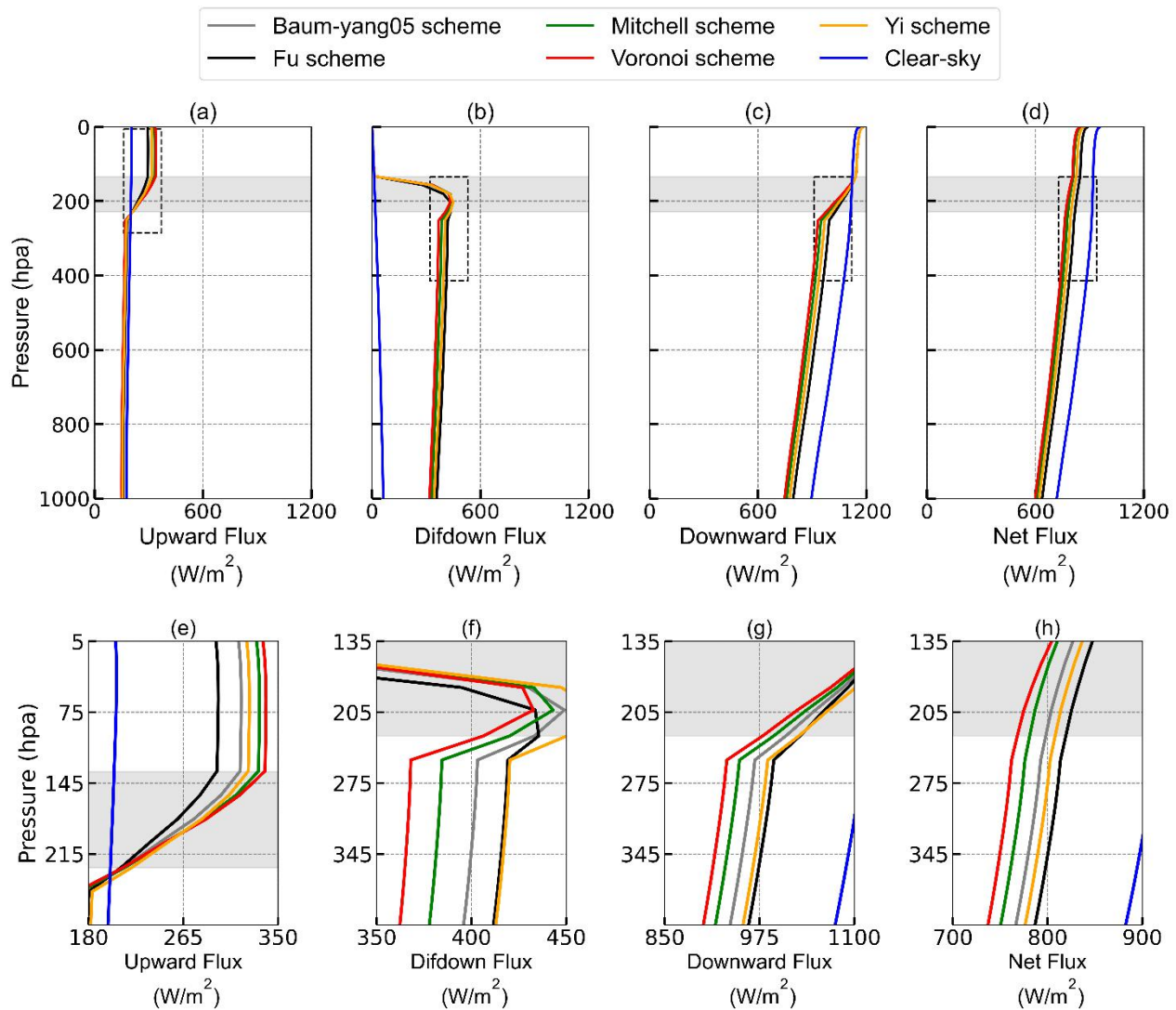
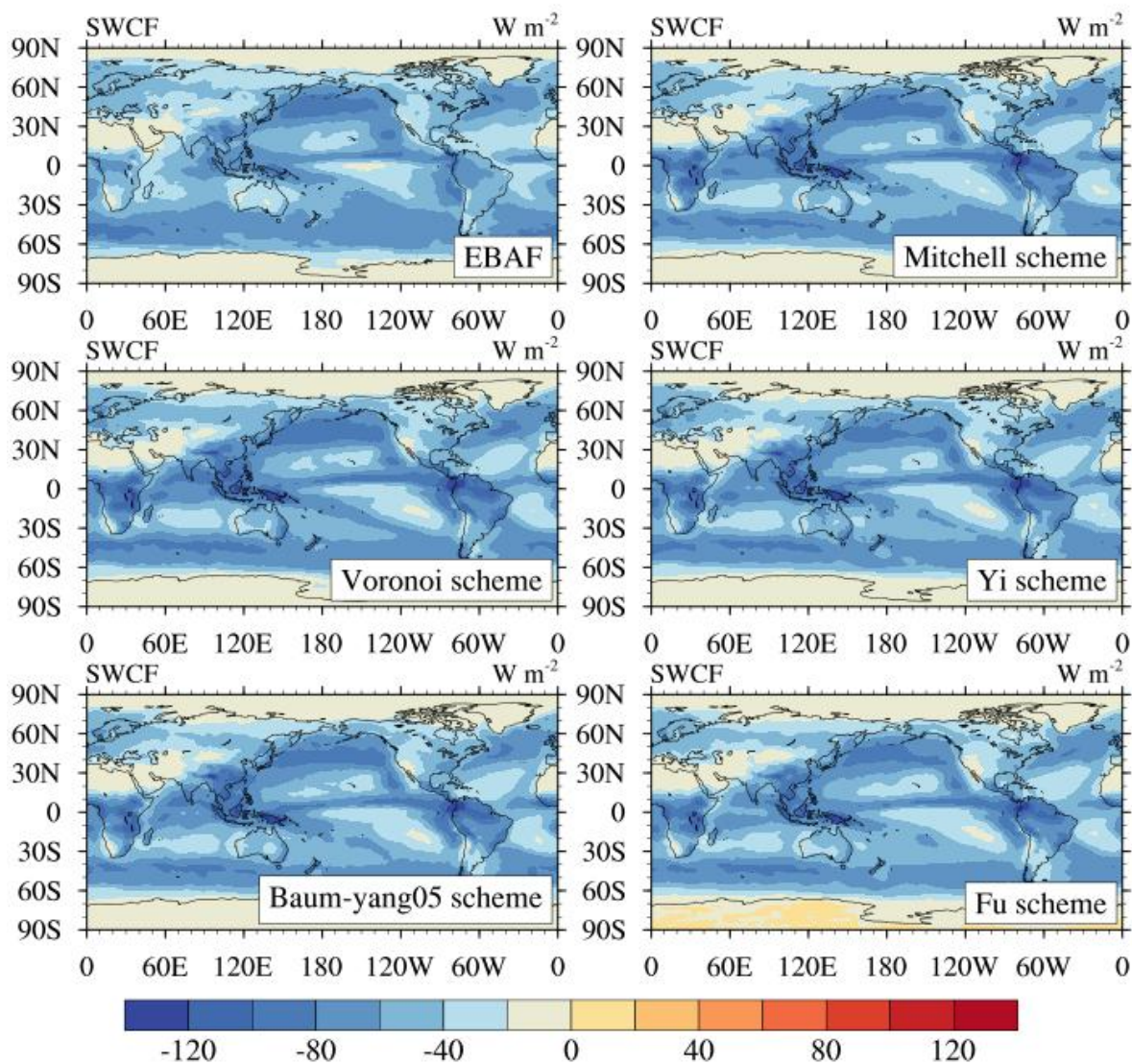


Figure 6. Shortwave (a) upward fluxes, (b) diffuse downward fluxes, (c) downward total fluxes and (d) net fluxes for the Voronoi, Mitchell, Fu, Baum-yang05, Yi schemes and clear conditions (blue line) for standard tropical atmospheric profile. Graphics in black dotted box are magnified and displayed in (e)-(h).



660 Figure 7. The 10-yr global average CIESM-based TOA SWCF simulations for Voronoi, Mitchell, Fu, Baum-yang05 and Yi schemes and corresponding CERES EBAF products during 2001-2010.

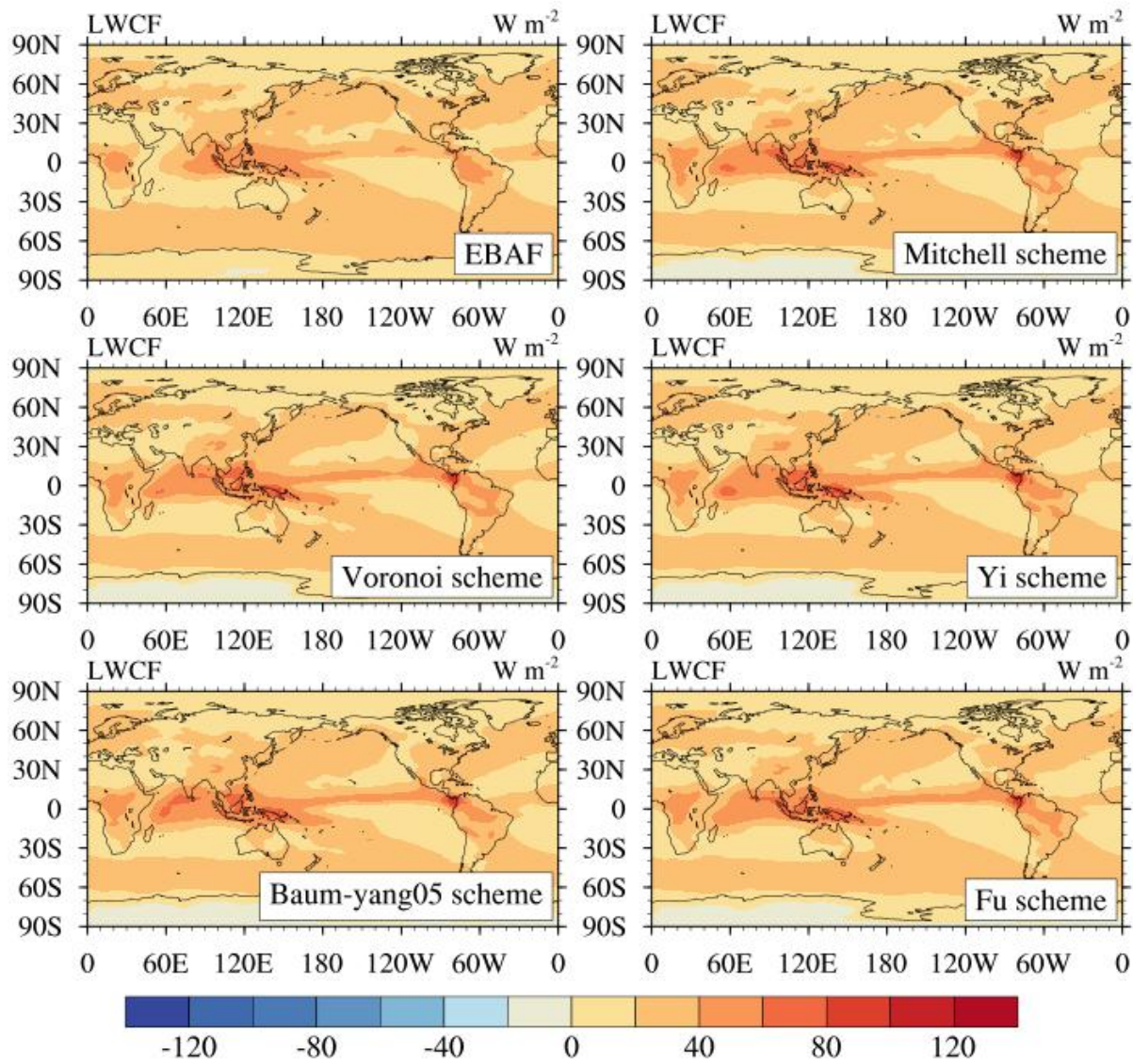


Figure 8. Same as the Figure 7, but for TOA LWCF.

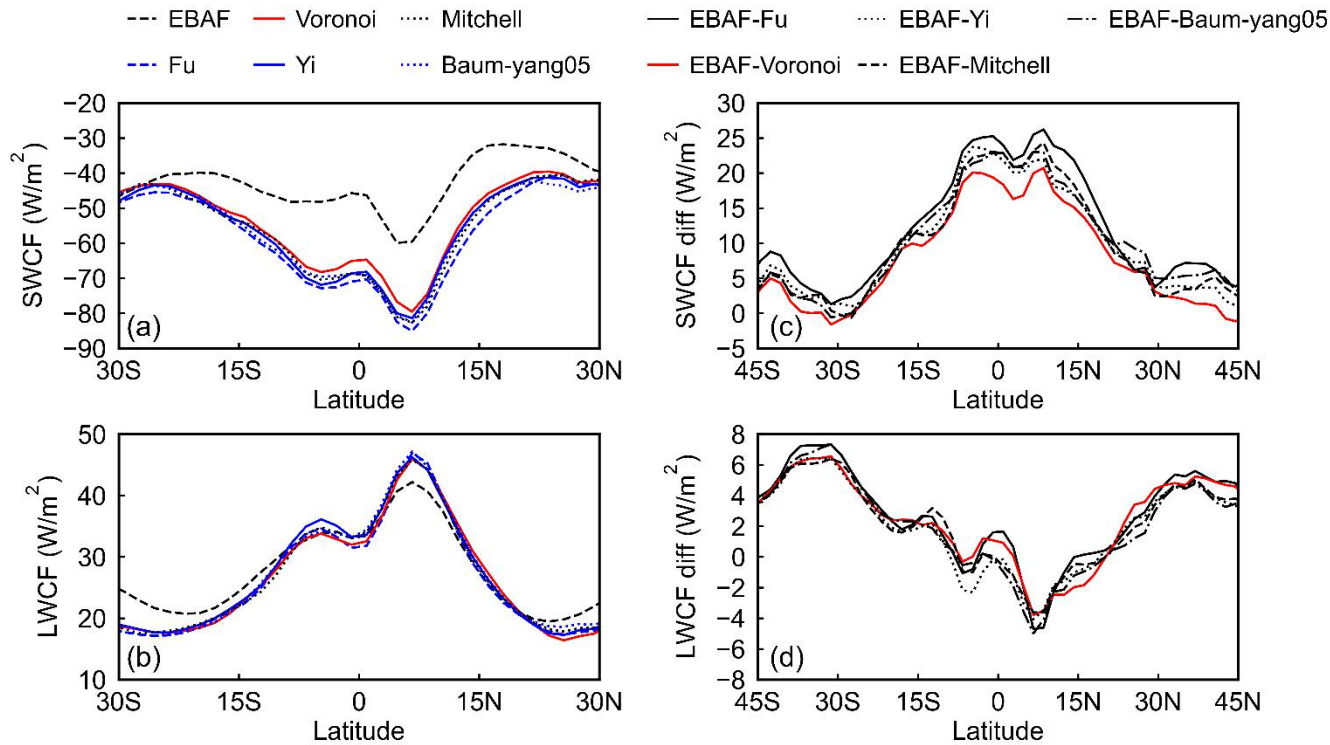


Figure 9. Comparison of 10-yr zonally averaged annual mean (a) SWCF and (b) LWCF between the Voronoi, Mitchell, Fu, Baum-yang05, Yi schemes and CERES EBAF. EBAF minus five schemes differences of (c) SWCF and (d) LWCF.

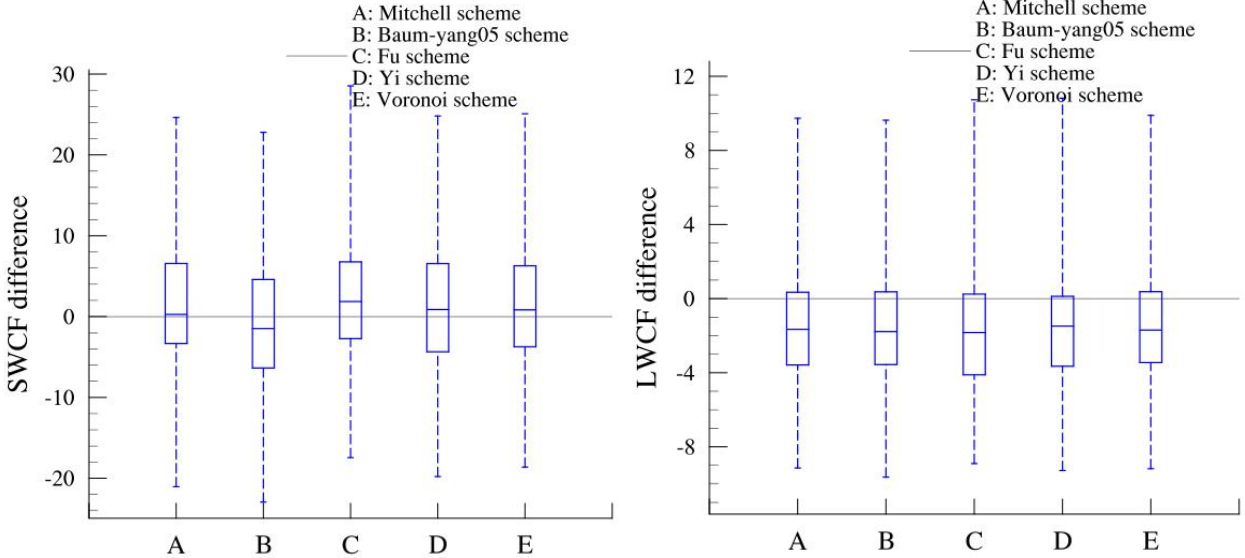


Figure 10. Box analysis of zonal distributions of 10-yr annual mean SWCF (left) and LWCF (right) difference between the Mitchell, Voronoi, Fu, Baum-yang05, Yi scheme and EBAF products, respectively.