

Supplement of

Effects of marine fuel sulfur restrictions on particle number concentrations and size distributions in ship plumes at the Baltic Sea

- 5 Sami Seppälä¹, Joel Kuula¹, Antti-Pekka Hyvärinen¹, Sanna Saarikoski¹, Topi Rönkkö², Jorma Keskinen², Jukka-Pekka Jalkanen¹, Hilikka Timonen¹

¹Atmospheric Composition Research, Finnish Meteorological Institute, Helsinki, 00560 Finland

²Aerosol Physics Laboratory, Tampere University, Tampere, 33100 Finland

Correspondence to: Sami D. Seppälä (aman@email.com)

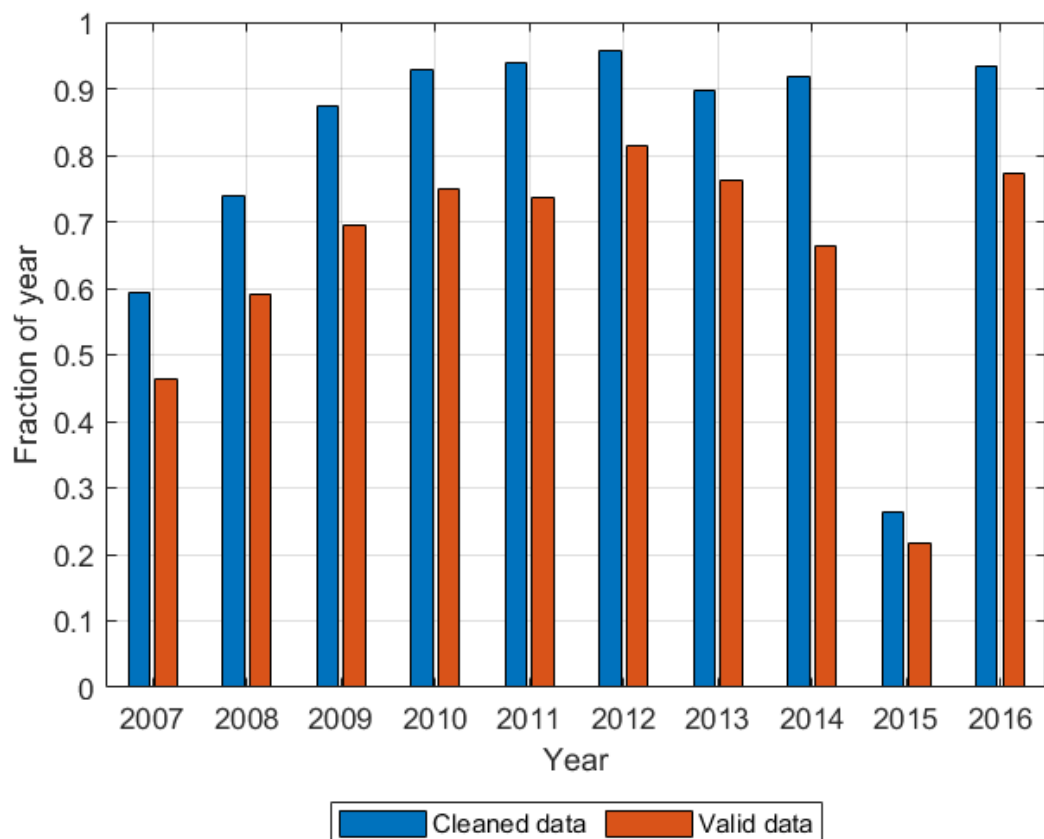


Figure S1: Coverages of cleaned and valid periods of the DMPS data for each year (2007-2016).

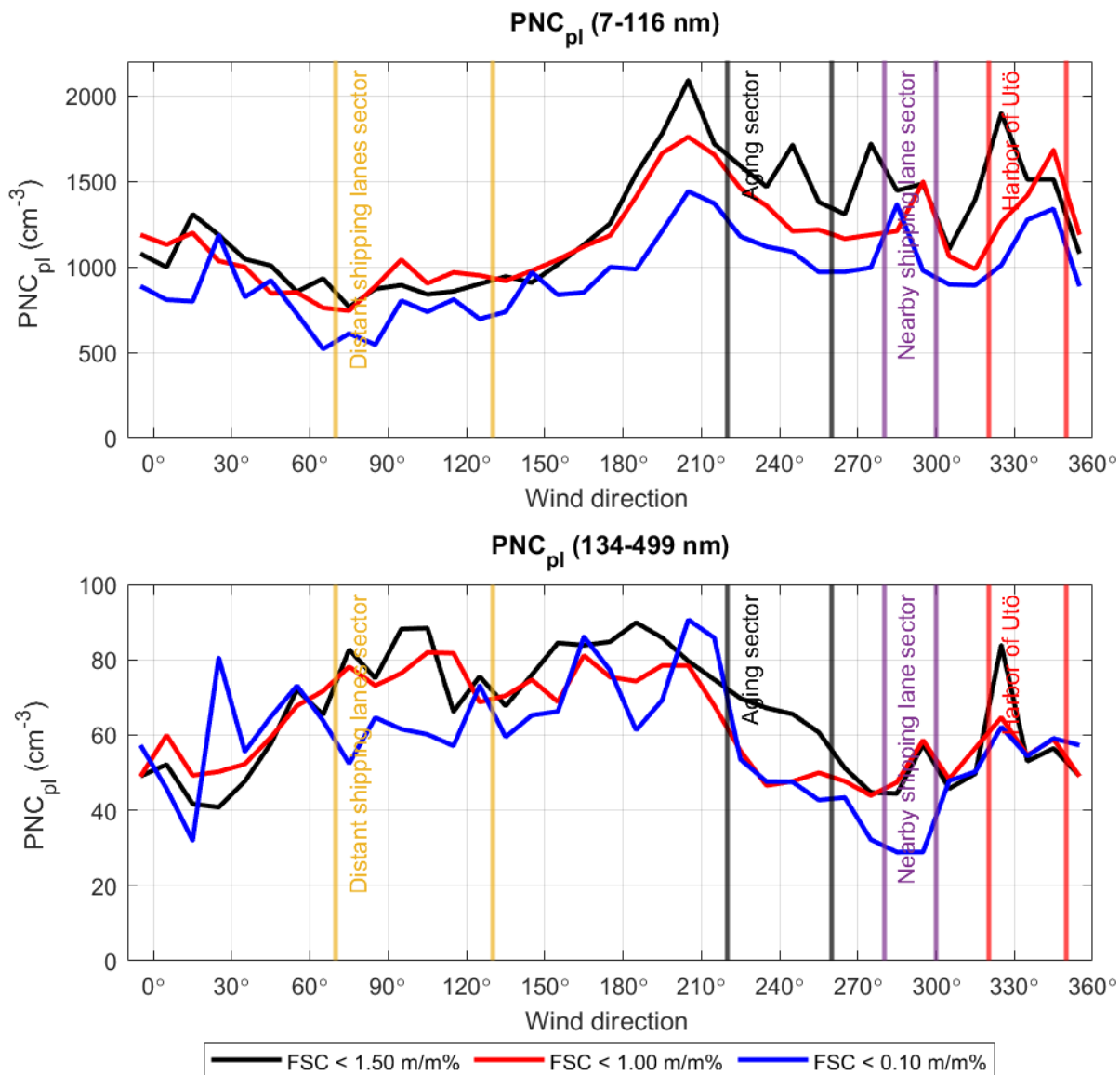


Figure S2: Average particle number concentrations of the plume particles (PNC_{pl}) in size range 7-116 nm (upper panel) and 134-498 nm (lower panel) for different FSC restrictions averaged for 10°-sectors. Distant shipping lanes sector, ageing sector, nearby shipping lane sector, and harbor of Utö are marked with vertical line pairs.

15

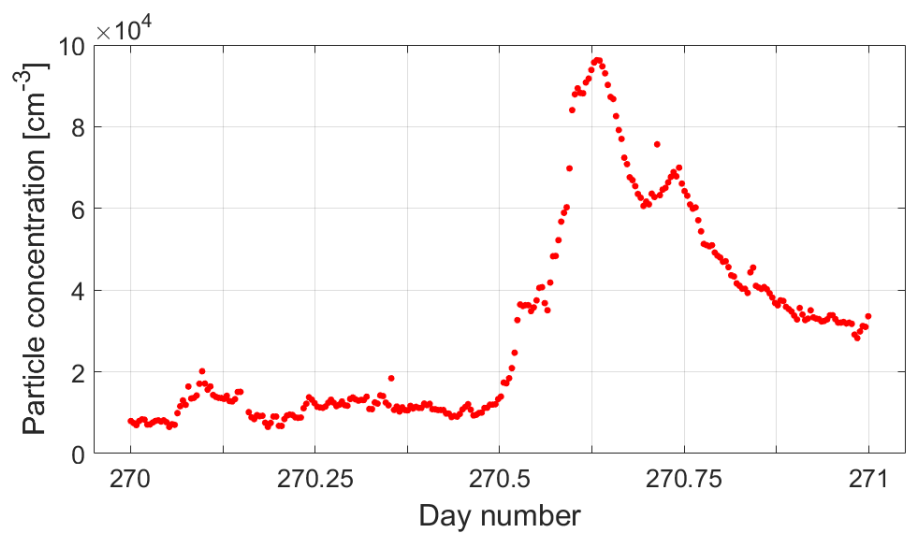
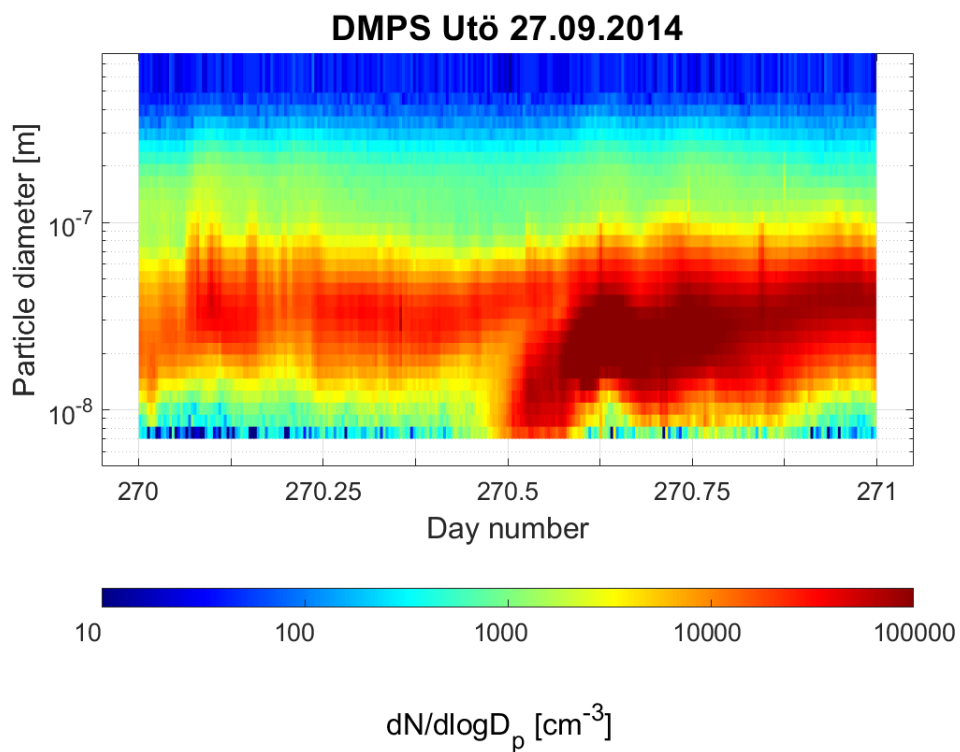
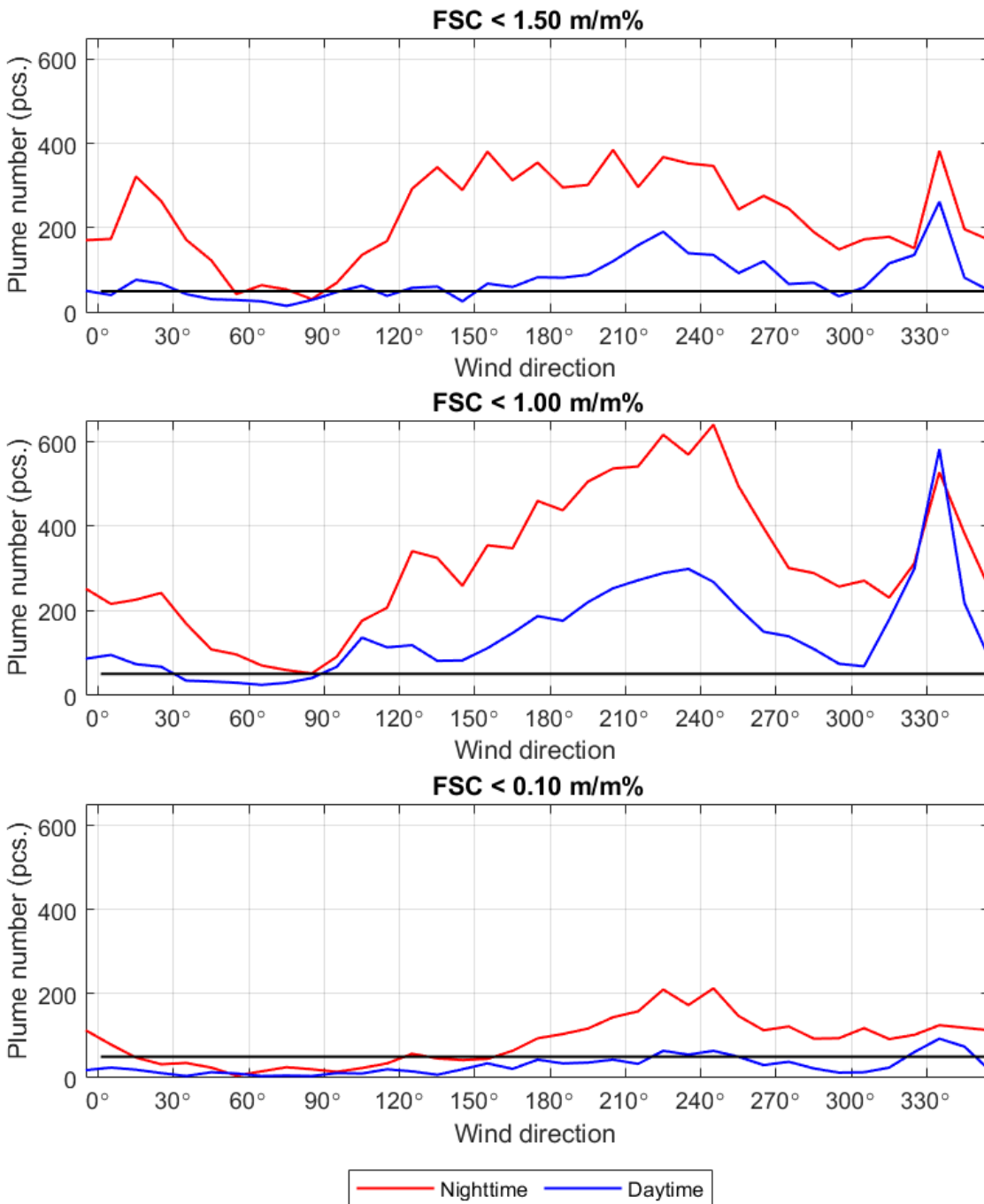


Figure S3: An example size distribution (upper) and particle concentration (below) of intense nucleation event in 2014.



20 **Figure S4:** Average number of plumes during $I_{tot} < 0$ (nighttime) and $I_{tot} > 200 \text{ W m}^{-2}$ (daytime) during different FSC restrictions as a function of wind direction.

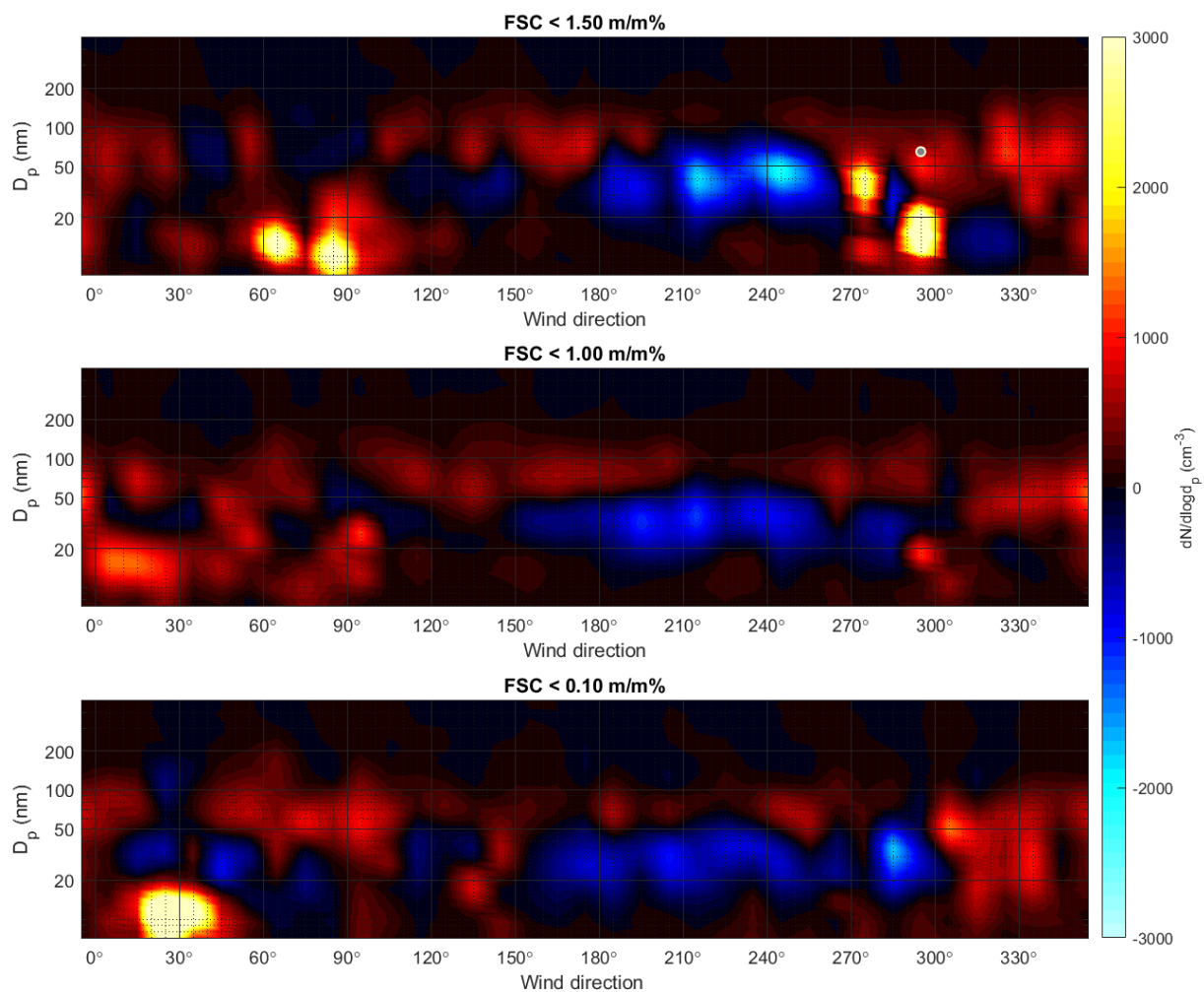
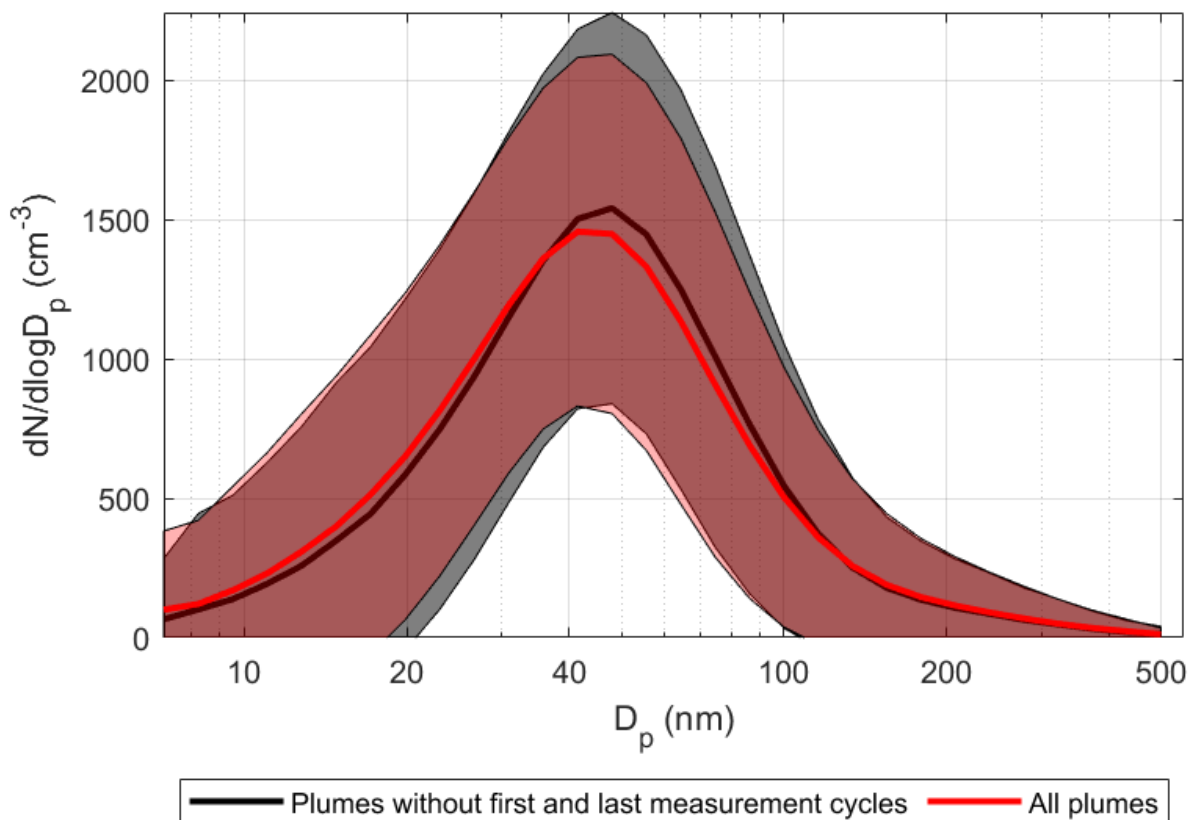


Figure S5: Average change caused to NSD_{pl} by sunlight from different wind directions during the different FSC restrictions



25 **Figure S6: Average NSD_{pl} of all the plumes and all the plumes with the last and first measurement cycles removed (also plumes with only one measurement cycle removed). Individual NSD_{pl} have been normalized to a total concentration of 1000 cm⁻³.**

Error caused by lengthy measurement cycles of the DMPS

Because of the relatively long measurement cycle of the DMPS (5 min 20 s), 36.4% of the measured plumes were shorter than one measurement cycle and 63.8 % were maximum of two measurement cycles long. Also, for the rest of the plumes, every plume has to have ended and started during the last and first measurement cycles. This causes an error to PNC_{pl} and
 30 NSD_{pl} of an individual plume as the whole NSD_{pl} is not measured during these cycles. As the particle sizes are scanned from small particles to large, in the first cycle the small particles of the NSD_{pl} are not measured and during the last measurement cycle, the large particles of the NSD_{pl} are not measured. This also causes error in correcting multiply charged particles, as,

during the first measurement cycle, only the PNC_{pl} of the larger particles is measured. Therefore, a large fraction of the measured PNC_{ppl} of smaller particles is considered as multiply charged large particles, and the PNC_{pl} of small particles is decreased even further. During the last measurement cycle, the PNC_{pl} is vice versa overestimated for the smaller particles as the low PNC_{pl} of the large particles causes a too low estimate for the number of double-charged particles measured at the smaller particle sizes, which falsely increases the PNC_{pl} of small particles. However, as these effects are opposite and counteract each other, the rather large data set renders the error to be small after the statistical analysis. The inversion routines of the DMPS are discussed in more detail in (Pfeifer et al., 2014). To estimate the error caused by the first and last measurement cycles, NSD_{pl} were drawn for all plumes and the plumes with the last and first measurement cycles removed. These are presented in the supplemental material (Fig. S6). The comparison shows that the influence of the first and last measurement cycles is not significant.

References

- 45 Pfeifer, S., Birmili, W., Schladitz, A., Müller, T., Nowak, A., and Wiedensohler, A.: A fast and easy-to-implement inversion algorithm for mobility particle size spectrometers considering particle number size distribution information outside of the detection range, *Atmos. Meas. Tech.*, 7(1), 95–105, <https://doi.org/10.5194/amt-7-95-2014>, 2014.