

On the importance of atmospheric loss of organic nitrates by aqueous-phase $\cdot\text{OH}$ -oxidation

Juan Miguel González-Sánchez^{1,2}, Nicolas Brun^{1,2}, Junteng Wu¹, Julien Morin¹, Brice Temime-Roussel¹, Sylvain Ravier¹, Camille Mouchel-Vallon³, Jean-Louis Clément², Anne Monod¹

5 ¹ Aix Marseille Univ, CNRS, LCE, Marseille, France

² Aix Marseille Univ, CNRS, ICR, Marseille, France

³ Laboratoire d'Aérodologie, Université de Toulouse, CNRS, UPS, Toulouse, France

Correspondence to: Juan Miguel González-Sánchez (juanmiguelgs93@gmail.com) and Anne Monod (anne.monod@univ-amu.fr)

10 **Abstract.** Organic nitrates are secondary species in the atmosphere. Their fate is related to the chemical transport of pollutants from polluted areas to more distant zones. While their gas-phase chemistry has been studied, their reactivity in condensed phases is far from being understood. However, these compounds represent an important fraction of organic matter in condensed phases. In particular, their partition to the aqueous-phase may be especially important for oxidized organic nitrates for which water solubility increases with functionalization. This work has studied for the first time the aqueous-phase $\cdot\text{OH}$ -oxidation kinetics of 4 alkyl nitrates (isopropyl nitrate, isobutyl nitrate, 1-pentyl nitrate and isopentyl nitrate) and 3 functionalized organic nitrates (α -nitrooxyacetone, 1-nitrooxy-2-propanol and isosorbide 5-mononitrate) by developing a novel and accurate competition kinetic method. Low reactivity was observed, with k_{OH} ranging from $8 \cdot 10^7$ to $3.1 \cdot 10^9 \text{ L mol}^{-1} \text{ s}^{-1}$ at $296 \pm 2 \text{ K}$. Using these results, a previously developed aqueous-phase Structure Activity Relationship (SAR) was extended, and the resulting parameters confirmed the extreme deactivating effect of the nitrate group, up to two adjacent carbon atoms. The achieved extended SAR was then used to determine the $\cdot\text{OH}$ -oxidation rate constants of 49 organic nitrates, including hydroxy nitrates, ketonitrates, aldehyde nitrates, nitrooxy carboxylic acids and more functionalized organic nitrates such as isoprene and terpene nitrates. Their multiphase atmospheric lifetimes towards $\cdot\text{OH}$ -oxidation were calculated using these rate constants and they were compared to their gas-phase lifetimes. Large differences were observed, especially for polyfunctional organic nitrates: for 50% of the proposed organic nitrates for which $\cdot\text{OH}$ -reaction occurs mainly in the aqueous-phase (more than 50% of the overall removal) their $\cdot\text{OH}$ -oxidation lifetimes increased by 20% to 155% under cloud/fog conditions ($\text{LWC} = 0.35 \text{ g m}^{-3}$). In particular, for 83% of the proposed terpene nitrates, the reactivity towards $\cdot\text{OH}$ occurred mostly ($> 98\%$) in the aqueous-phase while for 60% of these terpene nitrates their lifetimes increased by 25% to 140% compared to their gas-phase reactivity. We demonstrate that these effects are of importance under cloud/fog conditions, but also under wet aerosol conditions, especially for the terpene nitrates. These results suggest that considering aqueous-phase $\cdot\text{OH}$ -oxidation reactivity of biogenic nitrates is necessary to improve the predictions of their atmospheric fate.

20
25
30

1 Introduction

Nitrogen oxides ($\text{NO}_x = \cdot\text{NO} + \cdot\text{NO}_2$) intensely impact air quality and the environment as they play key roles in the production of relevant air pollutants such as ozone (O_3), nitrous acid (HONO), nitric acid (HNO_3) and secondary organic aerosol (SOA). Their atmospheric chemistry controls the concentrations of the three main oxidants, O_3 , $\cdot\text{OH}$ and $\text{NO}_3\cdot$ radicals. The past few
35 decades have witnessed important reduction in NO_x direct emissions in Europe or North America resulting in changes in their atmospheric fate, by increasing the relative importance of their conversion to organic nitrates (Romer Present et al., 2020). The latter are secondary organic compounds, formed by the reactivity of NO_x with volatile organic compounds (VOCs). Owing to their long atmospheric lifetimes (much longer than for NO_x), organic nitrates can be transported from polluted to remote areas. During their long-range transport, these compounds may: 1) release back NO_x far from NO_x sources via direct photolysis
40 and/or $\cdot\text{OH}$ -oxidation or 2) act as a definitive sink of atmospheric NO_x by hydrolysis of the nitrate group and/or by deposition. Organic nitrates thus act as sinks and reservoirs of NO_x , leading to a broader spatial distribution of NO_x and thus spreading the ozone, HONO and SOA formation from the local to the regional scale. For this reason, understanding and considering the reactivity of organic nitrates is necessary for accurately predicting their atmospheric fates and impacts on air quality.

The gas-phase chemistry of organic nitrates has been studied through kinetic experiments focusing on their $\cdot\text{OH}$ -oxidation
45 (Bedjanian et al., 2018; Picquet-Varrault et al., 2020; Treves and Rudich, 2003; Wängberg et al., 1996; Zhu et al., 1991) and direct photolysis (Clemitshaw et al., 1997; Picquet-Varrault et al., 2020; Suarez-Bertoa et al., 2012). These experiments provide data for different types of organic nitrates, including alkyl nitrates, ketonitrates, hydroxy nitrates, dinitrates, cyclonitrates and alkene nitrates, and provide knowledge on their gas-phase atmospheric fate. Although alkyl and alkene nitrates are highly volatile, polyfunctional organic nitrates may show much lower volatility and they can partition to condensed
50 phases as aqueous- and aerosol-phase. Their presence in submicron particles has been observed in a fraction ranging from 5 to 77 % (in mass) of organic aerosol in Europe and North America (Kiendler-Scharr et al., 2016; Lee et al., 2019). Despite this fact, their reactivities in condensed phases were poorly explored. Most studies have focused on hydrolysis, a reaction that is extremely structure dependent, mostly occurring to tertiary or allylic nitrates (Hu et al., 2011; Liu et al., 2012), while the non-hydrolyzable fraction of α - and β -pinene particulate organic nitrate ranges from 68 to 91 % in mass (Takeuchi and Ng, 2019).
55 To our knowledge, only one study experimentally determined the photolysis kinetics of organic nitrates in the aqueous-phase (Romonosky et al., 2015) and concluded that the $\cdot\text{OH}$ removal processes should have a higher relevance. However, there has been no attempts to experimentally determine their aqueous-phase $\cdot\text{OH}$ -oxidation reactivity.

Aqueous-phase $\cdot\text{OH}$ -oxidation processes play a key role in the removal and the production of water soluble compounds in the atmosphere (Herrmann et al., 2015). The determination of kinetic rate constants is essential to understand their lifetimes and
60 to develop more precise models to predict pollution events and the scale of pollutants' transportation. Determining aqueous-phase $\cdot\text{OH}$ -oxidation second order rate constants (k_{OH}) may be done by competition kinetic methods. These methods consist in the comparison between the decay of the target compound versus a reference compound, for which k_{OH} value is well-known. Many studies have used the thiocyanate anion (SCN^-) as the reference compound. Its decay can be easily followed by online

spectroscopic measurement of the formed radical anion $(\text{SCN})_2\cdot^-$ in presence and in absence of the target compound
65 (Herrmann, 2003). This technique, however, is not well suited for low reactive species for which $k_{\text{OH}} \leq 10^9 \text{ L mol}^{-1} \text{ s}^{-1}$, i.e.,
more than 10 times lower than $k_{\text{OH} + \text{SCN}^-} = 1.12 (\pm 0.20) \cdot 10^{10} \text{ L mol}^{-1} \text{ s}^{-1}$. In this case, the target species should reach high
concentrations to be able to compete with the thiocyanate anion. These high concentrations may interfere with the
measurements. Other indirect methods use offline measurements for monitoring the target and reference compounds. However,
most of these methods use reference compounds for which k_{OH} values have not been so widely explored thus inducing
70 important uncertainties to the experimentally determined k_{OH} values (Herrmann, 2003).


The aim of this work was to accurately determine aqueous-phase k_{OH} rate constants by developing a new online competition
kinetic method, well suited to low reactivity species. The effectiveness and the relevance of the method were validated on
compounds for which k_{OH} rate constants are well-known. Then, the method was used to determine the k_{OH} rate constants of
some organic nitrates and the results were used to extend the aqueous-phase Structure Activity Relationship (SAR) developed
75 earlier (Monod and Doussin, 2008 and Doussin and Monod, 2013) to the nitrate group. Furthermore, the prediction of k_{OH} rate
constants for other atmospherically relevant organic nitrates in the aqueous-phase was performed with the extended SAR.
Finally, the potential multiphase fate in the atmosphere of these compounds was estimated.

2 Experimental

2.1 Principle

80 The originality of this work relies on a competition kinetic method monitored by online decay measurements of the reference
compound in the reactor's headspace using a Proton Transfer Reaction-Mass Spectrometer (PTR-MS). Concerning the target
compounds, depending on their properties (solubility, volatility, and instrumental response), their kinetic decays were
monitored in the reactor's headspace by PTR-MS or off-line by Ultra-High-Performance Liquid Chromatography-Photodiode
Array detector (UHPLC-UV). The developed method employed methanol as the reference compound because: i) its k_{OH} rate
85 constant, $9.7 (\pm 1.5) \cdot 10^8 \text{ L mol}^{-1} \text{ s}^{-1}$ at 298 K, is widely accepted (Table S1); ii) this value is relevant for competitive kinetics
relative to low reactive species, and iii) its extremely sensitive quantification by PTR-MS was expected to not suffer from any
interferences with the selected organic nitrates (Aoki et al., 2007; Lindinger et al., 1998).

Due to the known sensitivity of organic nitrates to photolysis (Romonosky et al., 2015), aqueous $\cdot\text{OH}$ radicals were generated
in the dark by the Fenton reaction (R1) (Neyens and Baeyens, 2003) by dropwise addition of a solution of Fe^{2+} to an acidic
90 solution of H_2O_2 in excess containing methanol and the target compound.



The method was validated using isopropanol and acetone as target compounds, whose $\cdot\text{OH}$ -oxidation rate constants are well-
known (Table S1). The method was then used to determine new k_{OH} values for four alkyl nitrates (isopropyl nitrate, isobutyl
nitrate, 1-pentyl nitrate and isopentyl nitrate) and three polyfunctional organic nitrates (α -nitrooxyacetone, 1-nitrooxy-2-

95 propanol and isosorbide 5-mononitrate), see Table 1. Furthermore, a tentative study of 2-ethylhexyl nitrate k_{OH} rate constant was performed using this method, but it was limited by its very low solubility.

2.2 Experimental setup and protocol

The aqueous-phase reactor consisted in a one-liter three-neck round-bottom flask closed hermetically with rubber caps (Fig. 1). A Razel syringe pump at 0.33 mL min^{-1} was used with a glass syringe to add dropwise a solution of Fe^{2+} into the reactor's aqueous solution. A second syringe was also connected to the reactor to add the target and the reference compound and to sample the aqueous-phase when necessary. The aqueous reactor's solution was continuously stirred before and during the reaction with a magnetic stirrer. A flow of synthetic air constantly guided a fraction of the headspace gas-phase of the reactor to the PTR-MS instrument, with a flow of 0.050 L min^{-1} using a mass flow controller (Brooks SLA Series). A 1:30 dilution was performed downward the reactor's flow using synthetic air at 1.450 L min^{-1} . All experiments were performed at room temperature ($296 \pm 2 \text{ K}$).

In each experiment, the Fe^{2+} solution consisted in 5 – 10 mL of $\text{FeSO}_4 \cdot 7\text{H}_2\text{O}$ ($0.02 - 0.06 \text{ mol L}^{-1}$), added dropwise to the solution of 400 mL of H_2O_2 (in excess, i.e., 0.004 mol L^{-1}) acidified by H_2SO_4 (0.005 mol L^{-1}), to keep $\text{pH} = 2.5$ (Micro pH electrode, Thermo) during the reaction. Concentrations and volumes of the Fe^{2+} solution were varied in order to optimize the $\cdot\text{OH}$ attack to the reference and the target compound. All experiments and their initial conditions are compiled on Table S2.

110 The Fe^{2+} solution was used as the limiting reagent to minimize its possible interferences with the organic nitrate reaction products. In addition, it was verified in control experiments that H_2O_2 , used in excess, did not react with any of the target compounds. Furthermore, control experiments at $\text{pH} = 2.5$ confirmed that none of the organic nitrates underwent hydrolysis at significant rates under our experimental conditions.

Prior to each experiment, the reactor's headspace was extensively purged with pure air for 1 hour while PTR-MS measurements were set for stabilization purposes. The target compound and methanol were then added directly into the aqueous-phase and the reactor's headspace signal was monitored for 30 minutes before the reaction with constant stirring of the solution to determine the first order rate constant of evaporation (k_{vap}) of each compound under the reaction conditions. The reaction was then started by adding dropwise the Fe^{2+} solution for 15 to 30 minutes (depending on the volume of Fe^{2+} added). During experiments performed with isopropyl nitrate, α -nitrooxyacetone, 1-nitrooxy-2-propanol and isosorbide 5-mononitrate, the aqueous-phase was sampled every three minutes for off-line measurements by UHPLC-UV. Once the flow of Fe^{2+} was stopped, the system was kept stirring for another 30 minutes while continuously monitoring the reactor's headspace.

2.3 Methodology

In such a competition between the target compound (X) and methanol (M) towards $\cdot\text{OH}$ radicals (R2),



125 in the absence of direct photolysis, the second-order kinetic rate constant of the target compound, $k_{OH,X}$ (in $L \text{ mol}^{-1} \text{ s}^{-1}$), is directly obtained from the slope ($k_{OH,X}/k_{OH,M}$) of the linear plot of $\ln ([X]_{0(aq)}/[X]_{t(aq)})$ versus $\ln ([M]_{0(aq)}/[M]_{t(aq)})$ derived from Eq. (1).

$$\ln \frac{[X]_{0(aq)}}{[X]_{t(aq)}} = \frac{k_{OH,X}}{k_{OH,M}} \cdot \ln \frac{[M]_{0(aq)}}{[M]_{t(aq)}}, \quad (1)$$

where $([X]_{0(aq)}/[X]_{t(aq)})$ represents the aqueous-phase concentration relative decay of the target compound, and
 130 $([M]_{0(aq)}/[M]_{t(aq)})$ the aqueous-phase concentration relative decay of methanol.

Using the Fenton reaction (R1), $\cdot\text{OH}$ radicals were generated within the aqueous-phase and could not reach the headspace in sufficient amounts to react significantly with the target compounds in the gas-phase. This was confirmed by the validation experiments (section 3.1) where the values found for $k_{OH,X}/k_{OH,M}$ ratios were those of the aqueous-phase reactions, and not those of the gas-phase which are a factor of 2 to 3 higher.

135 Headspace analyses were based on the direct proportionality between aqueous- and gas-phase concentrations of the analytes (Karl et al., 2003). Therefore, in cases where both the target and the reference compounds were monitored by PTR-MS, Eq. (1) can be written as Eq. (2), (see Appendix A for detailed explanations),

$$\ln \frac{ncps(X)_0}{ncps(X)_t} = \frac{k_{OH,X}}{k_{OH,M}} \cdot \ln \frac{ncps(M)_0}{ncps(M)_t}, \quad (2)$$

where $ncps(X)$ and $ncps(M)$ are the normalized count rate of respectively the target compound and methanol, i.e.:
 140 $ncps(X) = \sum cps(X^+)/cps(H_3O^+)$ and $ncps(M) = \sum cps(M^+)/cps(H_3O^+)$. The normalization to the H_3O^+ count rate removes any signal variability due to fluctuating performances of the ion source.

Depending on the properties of the investigated organic nitrates (i.e., their water solubility, volatility, and instrumental response), different treatments were applied to determine their kinetic decays. All the very volatile compounds were monitored in the reactor's headspace by PTR-MS: this comprised the target alkyl nitrates (for which Henry's Law constant $K_H < 1 \text{ mol}$
 145 $L^{-1} \text{ atm}^{-1}$), as well as methanol, acetone, and isopropanol ($K_H < 300 \text{ mol L}^{-1} \text{ atm}^{-1}$). Furthermore, due to the low water solubility of alkyl nitrates, their initial concentrations were limited to $5 \cdot 10^{-5} \text{ mol L}^{-1}$. On the other hand, the target polyfunctionalized organic nitrates were much less volatile ($K_H > 1000 \text{ mol L}^{-1} \text{ atm}^{-1}$) and their detection by PTR-MS was more problematic, their relative decays were monitored in the aqueous-phase by off-line UHPLC-UV. For these compounds, the determination of the aqueous-phase $\cdot\text{OH}$ -oxidation rate constant was performed by plotting the relative decay of the aqueous-phase concentration
 150 $(\ln ([X]_{0(aq)}/[X]_{t(aq)}))$ against the relative decay of the reference compound signal in the gas-phase $(\ln (ncps(M)_0/ncps(M)_t))$ as shown in Eq. (3):

$$\ln \frac{[X]_{0(aq)}}{[X]_{t(aq)}} = \frac{k_{OH,X}}{k_{OH,M}} \cdot \ln \frac{ncps(M)_0}{ncps(M)_t}, \quad (3)$$

In addition, for the most volatile molecules (i.e., alkyl nitrates), further corrections were performed to subtract the contribution of evaporation to the overall reaction decay. Their high volatilities induced a substantial decay of their concentrations that was systematically measured prior to the start of the reaction, inferring a specific first order rate constant of evaporation (k_{vap}) of each compound under the reaction conditions. While for methanol, acetone, or isopropanol the evaporation decay was negligible, for the alkyl nitrates it accounted for 2 to 20% of the molecule's consumption during the reaction. To consider this contribution, Eq. (4) was used instead of Eq. (2) for volatile alkyl nitrates:

$$\frac{1}{t} \cdot \ln \frac{ncps(X)_0}{ncps(X)_t} = k_{vap} + \frac{k_{OH,X}}{k_{OH,M}} \cdot \frac{1}{t} \cdot \ln \frac{ncps(M)_0}{ncps(M)_t}, \quad (4)$$

where t is the reaction time (in seconds). Plotting $1/t \cdot \ln(ncps(X)_0/ncps(X)_t)$ versus $1/t \cdot \ln(ncps(M)_0/ncps(M)_t)$ resulted in a straight line with a slope of $k_{OH,X}/k_{OH,M}$ and an intercept of k_{vap} . The value of k_{vap} was determined during the 30 minutes prior to the reaction and its value was fixed in Eq. (4). This treatment was not necessary for methanol, acetone or isopropanol, due to their lower volatilities. For isopropyl nitrate, which decay was also monitored in the aqueous-phase by UHPLC-UV, Eq. (5) was used (in addition to Eq. (4)):

$$\frac{1}{t} \cdot \ln \frac{[X]_0(aq)}{[X]_t(aq)} = k_{vap} + \frac{k_{OH,X}}{k_{OH,M}} \cdot \frac{1}{t} \cdot \ln \frac{ncps(M)_0}{ncps(M)_t}, \quad (5)$$

In summary, the aqueous-phase \cdot OH-oxidation rate constant of isopropanol and acetone was determined using Eq. (2); while Eq. (3) was used for determining the rate constants of α -nitrooxyacetone, 1-nitrooxy-2-propanol and isosorbide 5-mononitrate. For isobutyl nitrate, 1-pentyl nitrate and isopentyl nitrate, compounds which undergo a significant evaporation decay, Eq. (4) was used. Finally, isopropyl nitrate was chosen for intercomparing both methods as it is water soluble and volatile enough to be monitored by both analytical techniques, its aqueous-phase k_{OH} was determined by both Eq. (4) and Eq. (5).

2.4 Analytical measurements

2.4.1 PTR-MS

A commercial high-sensitivity quadrupole PTR-MS (Ionicon Analytik GmbH) was used to monitor the concentration decay of the reference compound (methanol) and 7 target compounds (acetone, isopropanol, isopropyl nitrate, isobutyl nitrate, 1-pentyl nitrate, isopentyl nitrate and 2-ethylhexyl nitrate) during the reaction. The drift tube voltage was 600 V, the reactor chamber pressure was 2.19 mbar and the drift tube temperature was 333 K. These values correspond to an E/N value of 136 Townsend (1 Townsend = 10^{-17} V cm⁻²), where E is the electric field strength (V cm⁻¹) and N is the ambient air number density within the drift tube (molecule cm⁻³). Measurements were performed using the Multiple Ion Detection (MID) mode on a short list of 11 – 13 preselected m/z values resulting in measurement cycles of 25 – 35 s. This list includes the hydronium ion isotope $H_3^{18}O^+$ ($m/z = 21$) and its water clusters, $H_2O \cdot H_3O^+$ and $(H_2O)_2 \cdot H_3O^+$ ($m/z = 37$ and $m/z = 55$ respectively) as well as parasitic ions NO^+ and O_2^+ ($m/z = 30$ and $m/z = 32$) for diagnostic purpose. The remaining ions correspond to the protonated reference compound, methanol ($m/z = 33$), and to the 5 – 7 major products of organic nitrates. The individual fragmentation patterns of

the organic nitrates determined during a series of preliminary measurements in scan mode (21 – 200 amu) are listed in Table S3. Data were corrected by normalizing the ion signals with the number of hydronium ions in the drift tube, calculated by multiplying by 500 the signal at $m/z = 21$.

Isopentyl nitrate and 2-ethylhexyl nitrate were analyzed by PTR-MS for the first time. The other compounds, isopropyl nitrate, isobutyl nitrate and 1-pentyl nitrate were previously investigated by Duncianu et al., 2017 and Aoki et al., 2007. Table S3 compiles detected fragments and their relative intensities for all the studied organic nitrates in this work. Compared to the previous studies, similar trends in the fragmentation of organic nitrates were found. Fragments with the highest relative intensities correspond to the R^+ fragment, produced after the nitrate group loss in the drift tube, and to the NO_2^+ ion, which was detected for all organic nitrates, except for 2-ethylhexyl nitrate. Other relevant fragments were the RO^+ fragment and/or other ions (such as $C_3H_5^+$, $C_3H_7^+$, $C_4H_9^+$) which were formed by further fragmentation of the R^+ fragment.

The minimum standard sensitivity normalized to 10^6 hydronium ions for all organic nitrates was determined prior to the start of the reaction, by calculating the maximum possible gas-phase concentrations assuming the Henry's Law equilibrium (see Table S3). The sensitivities range from 3 to 7 ncps ppbv⁻¹ for all organic nitrates. From these sensitivities, it was calculated that in the reactor's headspace, the target organic nitrates were detectable at concentrations higher than $1 \cdot 10^{-7}$ mol L⁻¹ in the aqueous-phase.

For methanol, assuming Henry's Law equilibrium, using a $K_H = 204$ mol L⁻¹ atm⁻¹ (average value out of those reported in Sander, 2015), the minimum standard sensitivity normalized to 10^6 hydronium ions would be 9 ± 1 ncps ppbv⁻¹, corresponding to an effective sensitivity > 360 cps ppbv⁻¹ at the typical H_3O^+ count rate $4 \cdot 10^7$ cps. Under these conditions, it would be detectable in the reactor's headspace at aqueous concentrations higher than $9 \cdot 10^{-6}$ mol L⁻¹.

2.4.2 UHPLC-UV

All the investigated organic nitrates show an intense UV absorption around 200 nm (Fig. S1). Aliquots of the solution were sampled every 3 minutes from the reactor and the least volatile target compounds were quantified by UHPLC-UV (Thermo Scientific Accela 600) at 200 nm. The device was equipped with a Hypersil Gold C18 column (50 x 2.1 mm) with a particle size of 1.9 μ m and an injection loop of 5 μ L. A binary eluent of H₂O and CH₃CN was used for all analyses at a flow rate of 400 μ L min⁻¹. Two gradients were used depending on the compounds' polarity. For isopropyl nitrate, the gradient started from H₂O/CH₃CN 80/20 (v/v) to 50/50 (v/v) for 3 min, held at this proportion for 1 minute and then set back to 80/20 (v/v) within 10 seconds until the end of the run, at minute 5 (Method A). For more polar compounds, i.e. α -nitrooxyacetone, 1-nitrooxy-2-propanol and isosorbide 5-mononitrate, a similar gradient was employed but the initial and final proportions were H₂O/CH₃CN 90/10 (v/v) in order to optimize their retention times (Method B).

Calibration curves were optimized to obtain a good linearity between $5 \cdot 10^{-5}$ mol L⁻¹ and $1 \cdot 10^{-3}$ mol L⁻¹ with a $R^2 > 0.9995$. The retention times were 0.9, 1.1, 1.2 and 2.4 min for 1-nitrooxy-2-propanol, isosorbide 5-mononitrate, α -nitrooxyacetone and isopropyl nitrate, respectively. Limits of detection are $9 \cdot 10^{-6}$ mol L⁻¹ for isopropyl nitrate and $1 \cdot 10^{-5}$ mol L⁻¹ for the other three compounds.

2.5 Reagents

Chemicals were commercially available and used as supplied: isopropyl nitrate (96%, Sigma Aldrich), isobutyl nitrate (98%, Sigma Aldrich), 2-ethylhexyl nitrate (97%, Sigma Aldrich), 1-pentyl nitrate (98%, TCI Chemicals), isopentyl nitrate (98%, TCI Chemicals), isosorbide 5-mononitrate (98%, Acros Organics), H₂O₂ (30%, non-stabilized, Acros Organics), FeSO₄·7H₂O (99%, Sigma Aldrich), H₂SO₄ (95-98%, Merck), chloroacetone (95%, Sigma Aldrich), AgNO₃ (99%, VWR Chemicals), KI (98%, Sigma Aldrich) and NaBH₄ (98%, Sigma Aldrich). Methanol (Fisher Chemical), acetonitrile (Fisher Optima) and isopropanol (Honeywell) were LC/MS grade and used as supplied. Acetone (Carlo Erba Reagents) and ether (Fisher Chemical) were HPLC grade. Tap water was purified with a Millipore MiliQ system (18.2 MΩ cm and TOC < 2 ppb).

Non-commercial organic nitrates, i.e. α-nitrooxyacetone and 1-nitrooxy-2-propanol were synthesized and purified. α-Nitrooxyacetone was synthesized by the nucleophilic substitution reaction of iodoacetone which was synthesized previously from chloroacetone. The ketone group from α-nitrooxyacetone was reduced to produce 1-nitrooxy-2-propanol. See S1 for further details.

3 Results & Discussion

3.1 Validation of the kinetic method

Three different kinds of validation experiments were performed. Their goals were 1) to verify that the partition of the reactants between the aqueous-phase and the gas-phase (in the reactor's headspace) was rapidly reached during the reaction; 2) to intercompare the two methods (PTR-MS and UHPLC-UV); and 3) to validate the aqueous-phase kinetic k_{OH} rate constants using well known values, i.e. those of acetone and isopropanol.

Figure 2a shows the headspace signal measured by PTR-MS during the aqueous-phase ·OH-oxidation of isopropyl nitrate. Light blue background indicates periods when the solution of Fe²⁺ (0.06 M) was dripped into the reactor to produce ·OH radicals. One can clearly observe how the isopropyl nitrate signal decay starts immediately at the beginning of the addition of Fe²⁺ and ceases promptly when it is stopped. The partition between the aqueous-phase and the reactor's headspace is therefore swiftly reached and is faster than the PTR-MS measurement cycle rate (25 s for the shortest cycle).

Figure 2b shows the isopropyl nitrate decay during its aqueous-phase ·OH-oxidation while monitoring its concentration with the PTR-MS and the UHPLC-UV. It is clear from the figure that the kinetics are identical for both methods. Furthermore, the ratios $k_{OH, isopropyl\ nitrate} / k_{OH, methanol}$ were 0.29 (± 0.06) and 0.31 (± 0.06) using respectively the PTR-MS method, Eq. (4), and the UHPLC-UV one, Eq. (5). These results obtained for isopropyl nitrate confirm that its gas-phase concentrations in the reactor's headspace are proportional to its aqueous-phase concentrations. In addition, this proves that there is no ·OH attack in the gas-phase: the ratios $k_{OH, X} / k_{OH, M}$ observed are significantly different from the gas-phase rate constant ratios, which are about 2 or 3 times higher. Furthermore, it shows that there are no further interferences in the reaction other than the compound evaporation.

The validation of the method was achieved by determining the aqueous-phase $\cdot\text{OH}$ -oxidation rate constants for acetone and isopropanol, which have been extensively studied in the literature (Table S1). Both compound decays were monitored in the reactor's headspace with the PTR-MS and their k_{OH} values were determined using Eq. (2). The experiments were triplicated.
250 The uncertainty of the rate constant was calculated by the propagation of the three values standard deviation and the methanol rate constant uncertainty.

Figure 3 compares the experimentally determined k_{OH} values for acetone and for isopropanol in this work with the previous values reported in the literature. The determined rate constants, $1.9 (\pm 0.1) \cdot 10^9 \text{ L mol}^{-1} \text{ s}^{-1}$ for isopropanol, and for acetone, $1.0 (\pm 0.2) \cdot 10^8 \text{ L mol}^{-1} \text{ s}^{-1}$, agree very well with the reported values within the experimental uncertainties.
255 These results show the relevance of the developed method for accurately determining the aqueous-phase $\cdot\text{OH}$ -oxidation rate constant of any semi-volatile or non-volatile compound detectable either by PTR-MS or by UHPLC-UV. Hereafter, the new rate constants for organic nitrates are presented and discussed.

3.2 New aqueous-phase k_{OH} determinations: application of the kinetic method to organic nitrates

Aqueous-phase k_{OH} for organic nitrates were determined for the first time using the developed competition method. The kinetic
260 rate constants were calculated by Eq. (4) for isobutyl nitrate, 1-pentyl nitrate and isopentyl nitrate; by Eq. (3) for α -nitrooxyacetone, 1-nitrooxy-2-propanol and isosorbide 5-mononitrate; and by Eq. (4) and Eq. (5) for isopropyl nitrate. Figure 4 shows some examples of the linear regressions obtained for each organic nitrate where the slope corresponds to the $k_{\text{OH},X}/k_{\text{OH},M}$ ratio. It evidences the diversity of values obtained for the studied organic nitrates, which all fall within less than an order of magnitude from that of methanol, thus confirming that this reference is appropriate for the studied molecules.

265 The determined aqueous-phase $\cdot\text{OH}$ -oxidation rate constants for the organic nitrates are compiled in Table 2. Uncertainties were calculated by propagating the standard deviation of the replicates with the uncertainty of the methanol k_{OH} rate constant. Then, to account for the small number of experiments performed for some molecules, the uncertainties are given by the confidence limits of 95 % given by the Student's t-distribution. This explains why the value obtained for 1-pentyl nitrate shows the largest uncertainty as its k_{OH} was determined by only two experiments. Data for 2-ethylhexyl nitrate showed inconsistency
270 compared to the other alkyl nitrates (significantly lower value in respect to its chemical structure). It is possible that even with a low initial concentration ($5 \cdot 10^{-5} \text{ mol L}^{-1}$), well below its solubility threshold ($1 \cdot 10^{-4} \text{ mol L}^{-1}$) the complete dissolution of the compound was not achieved when the reaction started, thus inducing an incorrect rate constant value. Furthermore, it is suspected, from its structure, to present some surface activity, thus preventing this compound to dissolve into the bulk water. Even though there are no other data available in the literature to compare with, the values obtained for the other k_{OH} are
275 consistent regarding the chemical structures: they reflect that the rate constant increases with the number of reactive sites. In more details, the chemical structure of the organic nitrate and the position of the nitrate group plays an important role on the $\cdot\text{OH}$ -oxidation rate constant. Figure 5a compares these values with the rate constants of their corresponding alcohols and non-functionalized molecules. It shows how the $\cdot\text{OH}$ -oxidation is reduced when the nitrate group ($-\text{ONO}_2$) is replacing an alcohol group ($-\text{OH}$) or a hydrogen ($-\text{H}$). The nitrate group attached to a primary carbon atom (i.e., isobutyl nitrate, 1-pentyl nitrate,

280 isopentyl nitrate, α -nitrooxyacetone and 1-nitrooxy-2-propanol) slows down the reactivity by a factor of 1.7 to 3.1 in comparison to their H-substituted homologues (isobutane, pentane, isopentane, acetone and isopropanol). For isopropyl nitrate, a secondary organic nitrate, the \cdot OH-attack is reduced by an order of magnitude compared to *n*-propane.

A reduction of the reactivity caused by the presence of the nitrate group also occurs in the gas-phase but in a much slighter manner (Fig. 5b). It has been discussed that the nitrate group has an electron withdrawing nature that strengthens the C–H
285 bond of the α - and the β -carbon atom thus lowering the hydrogen abstraction (Atkinson et al., 1982). However, the reduction of the reactivity is clearly more pronounced in the aqueous-phase, implying a solvent kinetic effect that can more effectively lower the reactivity. This could be induced by the stabilization of the reactant (Koner et al., 2007) or by the formation of a solvent barrier provoked by the nitrate group solvation which could hinder the attack of the hydroxyl radical. The latter inhibiting effect could hinder the \cdot OH-attack further than the β position, up to the γ position.

290 In order to evaluate this question and to predict the reactivity of other organic nitrates with \cdot OH radicals in the aqueous-phase, we have investigated a Structure-Activity Relationship (SAR).

3.3 Structure-Activity Relationship (SAR) for \cdot OH-oxidation rate constants for organic nitrates

3.3.1 SAR Principles

Using the experimentally determined aqueous-phase \cdot OH-oxidation rate constants, the aqueous-phase SAR previously
295 developed by Monod and Doussin (2008) and Doussin and Monod (2013) was extended to organic nitrates. Briefly, the principle of the estimation assumes that the overall rate constant for the \cdot OH radical induced H-abstraction is equal to the sum of each kinetic rate of each reactive site. These partial kinetic rate constants are determined by considering the chemical environment of the function along the carbon skeleton. Each $-\text{CH}_3$, $-\text{CH}_2-$, $-\text{CH}<$, $-\text{OH}$ and $-\text{CHO}$ function of the molecule is associated with a group kinetic rate constant: $k(\text{group})$. To consider both field and resonance effects, the rate constants k
300 associated with each H-bearing function are modulated with both the α -neighboring effect (represented by the F parameters) and the β -neighboring effect (represented by the G parameters). This aqueous-phase SAR can predict the \cdot OH-oxidation rate constants of alkanes, alcohols, diols, geminal diols, carbonyls, carboxylic acids, carboxylates, and cyclic compounds as well as polyfunctional molecules. For organic nitrates, in addition to the $F(-\text{ONO}_2)$ and $G(-\text{ONO}_2)$ parameters, one specific parameter, $H(-\text{ONO}_2)$ was included to test the influence of the nitrate group on the reactivity on distant reactive sites in γ
305 position, Eq. (6):

$$k = \sum_{i=1}^n (k(i) \cdot \prod F(\alpha\text{-group}) \cdot \prod G(\beta\text{-group}) \cdot \prod H_{\text{ONO}_2}(\gamma\text{-group}) \cdot C(\text{cycle})), \quad (6)$$

where $k(i)$ is the partial rate constant for a $-\text{CH}<$, $-\text{CH}_2-$, $-\text{CH}_3$, $-\text{CHO}$ or $-\text{OH}$; $\prod F(\alpha\text{-group}) \cdot G(\beta\text{-group})$ is the product of all the contribution factors of the different neighboring groups for a reactive site in the α and β positions respectively; $H_{\text{ONO}_2}(\gamma\text{-group})$ is the contribution factor specific of the nitrate function for a reactive site in the γ position; and $C(\text{cycle})$ is
310 a contribution factor which represent the cycle effect strains and only affects to reactive positions inside a cycle. Detailed examples where Eq. (6) is applied to calculate the organic nitrates aqueous-phase k_{OH} can be found in S2.

In order to include in this new extended SAR a complex polyfunctional molecule such as isosorbide 5-mononitrate, which comprises two 5-atom cycloether structures, the neighboring effects of ethers and cycloethers have also been determined, i.e. F(-O-), G(-O-) and a parameter X(-O-) used to calculate the cycle effect strains for cycloethers by multiplying the existing C(cycle) factor by a X(-O-) contribution factor which indicates the presence of one or two oxygen atoms in the cycle. Furthermore, as all carbonyl compounds, α -nitrooxyacetone can be hydrated in water leading to an equilibrium with its geminal diol form, the equilibrium constant, K_{hyd} , is defined, if water activity is considered as unity, by Eq. (7).

$$K_{hyd} = \frac{[gem-diol]}{[carbonyl]}, \quad (7)$$

The reactivity of these partner molecules toward \cdot OH radicals can be significantly different (Doussin and Monod, 2013), however, the experimental determination only refers to the global rate constant, defined by Eq. (8).

$$k_{overall} = \frac{K_{hyd} \cdot k_{gem-diol} + k_{carbonyl}}{K_{hyd} + 1}, \quad (8)$$

where $k_{overall}$ is the overall rate constant for the \cdot OH-oxidation and $k_{gem-diol}$ and $k_{carbonyl}$ the calculated rate constants for the related species. When performing the SAR calculation, this equilibrium was considered, and descriptors were proposed to determine both the carbonyl + \cdot OH and gem-diol + \cdot OH rate constants and the overall rate constant was calculated to be compared with the experimental data.

Due to the absence of any experimental determination of K_{hyd} in the literature for organic nitrates, a specific experiment was performed to determine the hydration constant of α -nitrooxyacetone. This was done by dissolving the compound in D₂O and measuring the NMR ratios between the signals associated with the geminal diol configuration and the ones associated with the carbonyl form. Details on these experiments as well as the α -nitrooxyacetone NMR spectra are presented in S3. The hydration constant for α -nitrooxyacetone was determined to be $K_{hyd} = 0.048 \pm 0.002$ at 298 K.

3.3.2 Database for the extended SAR

A dataset of 24 experimental k_{OH} rate constants for linear ethers and 8 for cycloethers from the literature complemented by 7 organic nitrates k_{OH} rate constant determined in this work were used together to determine the contribution factors of each group. Table S4 compiles all compounds with the corresponding values of experimental k_{OH} rate constants and their associated uncertainties. The rate constants of \cdot OH-oxidation of all mentioned ethers were previously determined using competition kinetic methods. The rate constants were re-calculated considering updated values for the reference compounds. For the latter, recommended values were chosen in most cases, however, when no recommendation was mentioned in the literature, or when more recent studies were published, average values were calculated discarding the outlier values from the Dixon's Q test (Table S1).

340 The F, G, H, and X parameters were varied simultaneously using the Microsoft® Excel® Solver routine to solve the multivariate linear regressions in order to minimize the sum of the square difference between calculated and experimental values normalized by the experimental uncertainties Eq. (9).

$$Q = \sum_i \frac{(k_{i,exp} - k_{i,sim})^2}{\sigma_i^2}, \quad (9)$$

where $k_{i,exp}$ and $k_{i,sim}$ are respectively the experimental and simulated k_{OH} for compound i , and σ_i is the experimental
345 uncertainty. This target Q value allowed us to give priority, in the simulations, to experimental data determined with low uncertainties, thus improving the reliability of the SAR compared to the previous developments. The experimental uncertainties were determined thoroughly for organic nitrates (section 4.2) and were directly used for the SAR. For ethers, the associated experimental uncertainties were recalculated by considering not only the linear plot uncertainties but also the uncertainties associated with the values for the reference compound, using the propagation of uncertainty. For the values
350 reported with no uncertainty, we arbitrarily assigned a 100% uncertainty to prevent from an excessive contribution of unclear determinations. This was the case, for example, for all the determinations reported in the works from Anbar et al., 1966 and Eibenberger, 1980.

The preexisting parameters of the SAR were not modified and they were used as reported in Doussin and Monod, (2013) and Monod and Doussin, (2008). To calculate the new parameters, in a first step, a rough estimation of the ether parameters (F(-
355 O), G(-O-), and X(-O-)) was performed using our dataset by starting from different initial conditions. In a second step, a test of different constraints on organic nitrate parameters was performed using the ether parameters estimated in the first step (for isosorbide 5-mononitrate). Due to the restricted database for organic nitrates, constraints were settled on the values of F(-ONO₂), G(-ONO₂) and H(-ONO₂) and five different cases were tested (Table 3) in order to find the best compromise between a minimum number of independent variables and a realistic parameterization of the possible long-range deactivating effects of
360 the nitrate group. The five different cases were developed to investigate if the deactivating effect affects only the reactive sites in α position to the nitrate group (Case 1) or reaches the reactive sites in β position (Case 2 and Case 3) or in γ position (Case 4 and Case 5). In the final step, once the optimal case was selected, all the new parameters were simultaneously adjusted using the whole dataset (Table 4).

3.3.3 SAR Results

365 The results obtained for the 5 cases tested are shown in Table 3. Different parameters were evaluated in order to choose the optimal case. The correlation slope between the simulated and the experimental k_{OH} rate constants and their correlation coefficient, the Q values, and the relative difference between the simulated and the experimental rate constant was calculated for each organic nitrate using Eq. (10):

$$\Delta = \frac{k_{exp} - k_{sim}}{k_{exp}}, \quad (10)$$

370 the sum of all the individual Δ factors is given in Table 3. A value close to 0 indicates the absence of any significant bias. In all cases, each contribution factor for organic nitrates which was varied resulted in a value lower than 1, and the nearer to the nitrate group the lower the value was obtained, confirming the deactivating effect of the group. Nonetheless, when Cases 1, 2 and 5 were run, the calculated value for $F(-ONO_2)$ dropped to 0, meaning a total suppression of the H-abstraction in the α position, which is unlikely, thus discarding these three cases. In the two remaining cases (3 and 4), the nitrate group impacts
375 on the reactivity up to the β or the γ position, respectively. Most of the evaluation parameters are very similar in both cases, but Case 4 is much less constrained than Case 3 which holds only one variable (Table 3). Case 3 was thus selected as the optimal case. Furthermore, the value obtained for $H(-ONO_2)$ in Case 4 (0.92) is close to unity, thus showing a very slight influence of the nitrate group in the γ position, and the difference between this value and unity potentially falls in the experimental uncertainties. The results indicate that the impact of the nitrate group on the reactivity towards $\cdot OH$ radicals only
380 affects the α - and the β -reactive sites. This means that the reduced reactivity (observed in Fig. 5) is caused by the electron withdrawing effect of the nitrate group which is enhanced in the aqueous-phase.

In the final step, using Case 3 constraints, all the new parameters were simultaneously adjusted using the whole dataset, and the results are listed in Table 4. The resulting neighboring factors for organic nitrates are $F(-ONO_2) = G(-ONO_2) = 0.17$. For ethers, the results show that $F(-O-) = 1.10$, a value higher than unity and $G(-O-) = 0.33$, lower than 1. This reveals an influence
385 similar to the $-OH$ group, for which $F(-OH) = 2.10$ and $G(-OH) = 0.44$. For these groups, the α -position is activating due to a positive mesomeric effect, whereas the β -position is deactivating due to the oxygen electron-withdrawing effect. Furthermore, the resulting value for $X(-O-) = 1.79$ reflects that the presence of oxygen atoms in a cycle increases the reactivity of the molecule.

Figure 6 shows the correlation between the calculated versus the experimental k_{OH} values, and it is compared to the 1:1
390 regression line. It shows a good linearity covering a wide range of reactivities, over two orders of magnitude. The efficiency of the proposed extended SAR for organic nitrates, ethers and cycloethers was studied by calculating the relative difference between the simulated and the experimental rate constant (Δ factor, see Eq. (10)). Overall, for 51 % of the experimental values, the efficiency was better than 75 % ($|\Delta| < 0.25$), and better than 60 % ($|\Delta| < 0.4$) for 69 % of experimental values. For organic nitrates, 6 out of the 7 studied molecules presented an efficiency better than 60 %. Compared to the previous versions of the
395 SAR tested for other functional groups (Doussin and Monod, 2013 and Monod and Doussin, 2008) the efficiencies were slightly lower. This may be due to the way the SAR parameters were calculated in this work. While the previous SAR targeted at minimizing Δ for a maximum number of values, in this work, a good efficiency was prioritized for the experimental values with low uncertainties using Eq. (9). Several arguments provide some evidence on the reliability of the application of the SAR to other compounds: i) there are only a few discrepancies (deviations by a factor of 2) between the experimental and simulated
400 values, even for low-weighted experimental values, ii) the resolved parameters were chemically coherent, iii) a wide range of reactivities was covered (two orders of magnitude) and iv) isosorbide 5-mononitrate presents a highly complex polyfunctional structure (two cycles, two ether, one alcohol and one nitrate groups), the good agreement between its simulated and

experimental k_{OH} values (within uncertainties, Table 2) gives some validation of the extended SAR application to polyfunctional compounds.

405 Due to the restricted database used here to build the extended SAR, the $-ONO_2$ contribution factors could not elucidate the differences between the F($-ONO_2$) and G($-ONO_2$) contribution factors. We acknowledge that the differences between the two factors may be significant as it happens for the gas-phase reactions (Jenkin et al., 2018). In order to better assess the detailed influence of the nitrate group to each carbon, more experimental determinations of the kinetic rate constants should be done for the reactivity of these compounds in the aqueous-phase. However, as we have found a good agreement between the
410 simulated values and the experimental ones, the present SAR is useful to estimate the importance of aqueous-phase $\cdot OH$ -oxidation for organic nitrates in the atmosphere.

The extended SAR was used to calculate the $\cdot OH$ -oxidation rate constants of several atmospherically relevant compounds, such as hydroxy nitrates, isoprene nitrates, and terpene nitrates. The atmospheric fate of these molecules is discussed in the next section.

415 **4 Atmospheric implications**

In light of these results on the aqueous-phase $\cdot OH$ -oxidation of organic nitrates we estimated the importance of these processes in the atmosphere. We used the developed SAR to predict the k_{OH} rate constants of other atmospherically relevant organic nitrates to evaluate if the aqueous-phase $\cdot OH$ -oxidation has a significant role on their atmospheric lifetimes. Some of the evaluated organic nitrates have been detected in field campaigns (Beaver et al., 2012; Li et al., 2018); they are expected
420 products from isoprene or monoterpenes photooxidation (Lee et al., 2014); or they are small polyfunctional nitrates that may be formed by the fragmentation of terpene nitrates or by the oxidation of alkyl nitrates (Picquet-Varrault et al., 2020; Treves and Rudich, 2003). Selecting organic nitrates potentially relevant to atmospheric chemistry, as well as those mentioned in the literature, we listed 49 compounds that were divided into 7 categories depending on their functionalization and chemical structure: 6 alkyl nitrates, 7 hydroxy nitrates, 7 ketonitrates, 5 aldehyde nitrates, 5 nitrooxy carboxylic acids, 7 other
425 polyfunctional nitrates containing more than one oxygenated group, and 12 terpene nitrates corresponding to highly oxidized organic nitrates formed by the oxidation of terpenes, such as α - and β -pinene, limonene and myrcene. Table S5 appends all the studied molecules and their chemical structures and properties under the scenarios studied below.

Inspired by the work of Epstein and Nizkorodov, (2012), considering various aqueous-phase scenarios from cloud/fog conditions to wet aerosols, we evaluated the atmospheric phase partition of these 49 relevant organic nitrates, and we estimated
430 the importance of the $\cdot OH$ -oxidation reaction in the aqueous-phase. Finally, the atmospheric multiphase $\cdot OH$ -oxidation lifetimes of these compounds under cloud/fog conditions were calculated and compared to their gas-phase lifetimes.

4.1 Aqueous- and aerosol-phase partition of organic nitrates

The partition of atmospherically relevant organic nitrates between the aqueous-, the gas- and the aerosol-phases was evaluated. The partition between the gas- and the aqueous-phase was calculated using Eq. (11):

$$435 \quad K_{gas/aq} = \frac{n_{X,gas}}{n_{X,aq}} = \frac{\rho_W}{LWC K_H RT}, \quad (11)$$

where $n_{X,gas}$ and $n_{X,aq}$ are the number of moles of compound X that are present in the gas- and aqueous-phase respectively, ρ_W is the density of water in g m^{-3} , LWC is the liquid water content (LWC) in g m^{-3} , K_H is the effective Henry's Law constant in $\text{mol L}^{-1} \text{atm}^{-1}$, R is the ideal gas constant $0.082 \text{ atm L mol}^{-1} \text{K}^{-1}$ and T the temperature in K.

The partition between the gas and the aerosol-phase was calculated using Eq. (12):

$$440 \quad K_{gas/aer} = \frac{n_{X,gas}}{n_{X,aer}} = \frac{\overline{M_{aer}} \gamma_X P_X^{vap}}{C_{aer} RT}, \quad (12)$$

where $n_{X,aer}$ is the number of moles of compound X that are present in the aerosol-phase, $\overline{M_{aer}}$ is the mean organic molar mass in the aerosol-phase in g mol^{-1} , γ_X the activity coefficient of a compound X, P_X^{vap} its saturation vapor pressure in atm, and C_{aer} the total organic aerosol mass concentration in g m^{-3} . Combining Eq. (11) and Eq. (12), one obtains the fraction of any compound in each phase. The concentration of a compound in each phase depends on the values of K_H and P_X^{vap} .

445 The partition was studied for two representative atmospheric conditions: i) under typical cloud/fog conditions with a $LWC = 0.35 \text{ g m}^{-3}$ (Fig. 7a); and ii) under wet aerosol conditions with a lower $LWC = 3 \cdot 10^{-5} \text{ g m}^{-3}$ (Fig. 7b) (Herrmann et al., 2015). The aerosol mass concentration was set to $C_{aer} = 1 \cdot 10^{-5} \text{ g m}^{-3}$ with a $\overline{M_{aer}} = 200 \text{ g mol}^{-1}$ and $T = 298 \text{ K}$. The values of K_H were calculated using the SAR developed by Raventos-Duran et al., (2010), and the values of P_X^{vap} were calculated with the group contribution method by Nannoolal et al., (2004) and Nannoolal et al. (2008). Both values were taken from the GECKO-
450 A website (http://geckoa.lisa.u-pec.fr/generateur_form.php). The activity coefficient was assumed to be 1 due to the lack of experimental or simulated data, while in a real organic aerosol, γ_X can range from 0.8 to 10 (Wania et al., 2014). It is worth noting that in the atmosphere, the equilibrium may not be instantaneous. In their kinetic flux model, Shiraiwa and Seinfeld (2012) demonstrate that equilibrium is achieved in the order of seconds or minutes for the phase partitioning of relatively high volatility organic compounds into liquid particles, while the equilibration timescale ranges from hours to days for semi-solid
455 viscous particles, low volatility species or large particle sizes, and thus can be subject to equilibrium shifts by faster chemical reactions in each phase. However, these considerations are beyond the scope of the study, as the goal was to determine how aqueous-phase chemistry can affect organic nitrates fate even at very low LWC. Thus, Eq. (12) was used to understand if the partition into the aerosol-phase is important compared to the aqueous-phase and the gas-phase, under the two investigated conditions.

460 Figure 7 shows the partition of the selected 49 relevant organic nitrates in the three phases. Under cloud/fog conditions ($LWC = 0.35 \text{ g m}^{-3}$, Fig. 7a) all compounds partition between the aqueous-phase (blue) and the gas-phase (red). The presence of

terpene nitrates in the aqueous-phase is highly significant: 10 out of the 12 studied molecules are present in the aqueous-phase in proportions higher than 95%. Under the same conditions, small functionalized nitrates (with five carbons or less) partition in both phases depending on their functionalization. No significant partition to the aerosol-phase is observed under these conditions. Under wet aerosol conditions ($LWC = 3 \cdot 10^{-5} \text{ g m}^{-3}$, Fig. 7b) small organic nitrates are only present in the gas-phase (red). High molecular mass compounds such as terpene nitrates equally partition between the aqueous- (blue) and the aerosol-phase (green).

These results show that depending on their reactivity, the compounds which mainly partition into the aqueous-phase may show a different atmospheric lifetime compared to the one assessed if only the gas-phase reactions are considered.

470 4.2 ·OH-oxidation multiphase lifetimes of organic nitrates

The atmospheric reactivity of each of the 49 organic nitrates with ·OH radicals in the gas-phase was compared to the aqueous-phase one using W value defined in Eq. (13):

$$W = \frac{\frac{dn_{X,gas}}{dt}}{\frac{dn_{X,aq}}{dt}} = \frac{\rho_W}{LWC K_H R T} \frac{k_{OH,gas} [OH]_{gas}}{k_{OH,aq} [OH]_{aq}}, \quad (13)$$

where $k_{OH,gas}$ and $k_{OH,aq}$ are the gas-phase and aqueous-phase ·OH-oxidation rate constants respectively in $\text{mol L}^{-1} \text{ s}^{-1}$ (being the volume unit L of air and L of atmospheric water for $k_{OH,gas}$ and $k_{OH,aq}$, respectively). $[OH]_{gas}$ and $[OH]_{aq}$ (in mol L^{-1} of air and mol L^{-1} of atmospheric water, respectively) are the concentrations of hydroxyl radicals in the gas- and the aqueous-phase.

Figure 8 compares the ·OH reactivity of organic nitrates in the aqueous- and the gas-phase for cloud/fog conditions (Fig. 8a) and for wet aerosol conditions (Fig. 8b) described in the previous section. The ·OH radical concentrations were set to $1.4 \cdot 10^6$ molecules cm^{-3} ($2.32 \cdot 10^{-15} \text{ mol L}^{-1}$) in the gas-phase and $10^{-14} \text{ mol L}^{-1}$ in the aqueous-phase (Tilgner et al., 2013). The $k_{OH,aq}$ rate constants were calculated using the extended SAR developed in this work (Eq. (6)). Neighboring factors for nitrate and ether groups were those calculated in this work (Table 4) while all other parameters were taken from Doussin and Monod, (2013) and Monod and Doussin (2008). Eq. (8) was employed for compounds containing carbonyl groups. For organic nitrates containing a carboxylic acid functional group, the contributions of both the protonated molecule and its conjugated base were considered. For these compounds, the pH was set to 5 and 3 respectively for cloud/fog conditions and for wet aerosol conditions. The experimental $k_{OH,gas}$ were used when available (references in Fig. 5). They were complemented, when necessary, using the gas-phase SAR developed by Jenkin et al., (2018). The GROHME method was used to obtain the K_{hyd} for compounds containing a carbonyl group (Raventos-Duran et al., 2010). Both the simulated $k_{OH,gas}$ and K_{hyd} were taken from the GECKO-A website (http://geckoa.lisa.u-pec.fr/generateur_form.php).

490 The y-axis of Fig. 8 represents the effective Henry's Law constant for each molecule. The ratio of gas- to aqueous-phase ·OH-oxidation rate constant (in L of air · L^{-1} of atmospheric water) is shown in the x-axis. Isopleths show the W values. A W value

lower than 1 (blue background) implies that more than 50% of the target compound is consumed in the aqueous-phase. The two dashed isopleths above and below $W = 1$ isopleth represent the limits for aqueous- and gas-phase processing exceeding 95% respectively.

495 Under cloud/fog conditions (Fig. 8a), most of the studied compounds present an important aqueous-phase processing. Most of the terpene nitrates are highly functionalized and have a high molecular weight, they are almost absent in the gas-phase, and their $\cdot\text{OH}$ -oxidation is solely governed by their aqueous-phase kinetics. Only two terpene nitrates, which are first generation reaction products of α - and β -pinene NO_3 -oxidation (Li et al., 2018), have a sufficiently low K_H for their $\cdot\text{OH}$ removal to take place mostly in the gas-phase ($\approx 93\%$) due to their low functionalization.

500 For smaller functionalized organic nitrates, the gas-phase $\cdot\text{OH}$ -oxidation reaction is important. However, one can see that an important fraction of the compounds is located between the dashed isopleths, meaning that both the gas- and the aqueous-phase processing are relevant in their atmospheric loss towards $\cdot\text{OH}$ radicals. This behavior is highly related to the functionalization of the organic nitrate. For small ketonitrates and aldehyde nitrates, their loss is mainly taking place in the gas-phase. With the increase of polarity, such as for hydroxy nitrates, and even more substantially for nitrooxy carboxylic acids, the aqueous-phase $\cdot\text{OH}$ -oxidation becomes more important. For organic nitrates with more than one oxidized group, their processing in the aqueous-phase becomes the major loss process. This observation could be relevant for atmospheric chemistry since some products of isoprene photooxidation are highly functionalized organic nitrates (Fisher et al., 2016).

Figure 8b shows the relative importance of aqueous-phase $\cdot\text{OH}$ -oxidation under wet aerosol conditions ($LWC = 3 \cdot 10^{-5} \text{ g m}^{-3}$). Under these conditions, the aqueous-phase $\cdot\text{OH}$ -oxidation is relevant for most of the terpene nitrates. However, under these conditions these compounds should also partition to the aerosol-phase (Fig. 7b). In this phase, not only the $\cdot\text{OH}$ -oxidation kinetic rate constants may differ from the gas and the aqueous-phase ones but also other oxidants, such as singlet oxygen or triplet excited state of dissolved organic matter, can play a crucial role in the atmospheric loss of these compounds (Kaur and Anastasio, 2018; Manfrin et al., 2019). Therefore, this chemistry should be included to precisely evaluate the atmospheric loss of terpene nitrates at these conditions. For small organic nitrates, the gas-phase $\cdot\text{OH}$ -oxidation reaction remains their major loss pathway. Figure 8 shows that most of the compounds for which aqueous-phase is the major loss process, the ratio $k_{OH,gas}/k_{OH,aq}$ is higher than 1, thus inducing a slower consumption in the aqueous-phase. This point is specifically investigated in Fig. 9 and in Table S5.

Multiphase $\cdot\text{OH}$ -oxidation lifetimes ($\tau_{OH,multiphase}$) were calculated for each organic nitrate by considering the $\cdot\text{OH}$ reactivity both in the atmospheric aqueous-phase and gas-phase under cloud/fog conditions using Eq. (14):

$$520 \quad \tau_{OH,multiphase} = \frac{1}{\Phi_{aq}k_{OH,aq}[OH]_{aq} + \Phi_{gas}k_{OH,gas}[OH]_{gas}}, \quad (14)$$

where Φ_{aq} and Φ_{gas} are respectively the fraction of each compound present in the aqueous- and in the gas-phase.

Under cloud/fog conditions, the multiphase $\cdot\text{OH}$ -oxidation lifetimes range from hours to several days and they are compiled in Table S5. Their $\tau_{OH,multiphase}$ is dependent on the chemical structure of the molecules. Large molecules, such as terpene

525 nitrates, or compounds with reactive groups such as aldehyde nitrates show low $\cdot\text{OH}$ -oxidation lifetimes (from 6 to 27 hours).
For most of the other organic nitrates, their lifetimes range from 1 day to 1 week, such as primary alkyl nitrates, hydroxy
nitrates, ketonitrates with more than 3 carbon atoms or organic nitrates containing more than one different functional group.
The last category contains 4 important isoprene-derived nitrates for which multiphase $\cdot\text{OH}$ -oxidation lifetimes are 1 day for
 C_5 dihydroxy dinitrate, 1 day for methacrolein nitrate and 2 and 4 days for the two isomeric forms of methylvinyl nitrate. The
most persistent molecules towards $\cdot\text{OH}$ present are small (≤ 3 carbon atoms), bear reactivity inhibiting functional groups such
530 as carboxylic groups or combine more than one nitrate group. The multiphase $\cdot\text{OH}$ -oxidation lifetimes for these molecules can
reach 28 days. Isopropyl nitrate and α -nitrooxyacetone, compounds which have been widely detected in the atmosphere,
present very low atmospheric reactivity towards $\cdot\text{OH}$ radicals (24 and 19 days, respectively).

Among the selected organic nitrates, some compounds bear their nitrate group on a tertiary carbon; these species may undergo
very fast hydrolysis (Darer et al., 2011; Jacobs et al., 2014). Their lifetimes with respect to hydrolysis range from 1 min to 8.8
535 h (Takeuchi and Ng, 2019). Therefore, for most of these compounds their hydrolysis is likely the main loss reaction in the
atmosphere. Nevertheless, as mentioned in Section 1, the non-hydrolyzable fraction of organic nitrates ranges from 68 to 91
% for α -pinene and β -pinene derived organic nitrates thus for most of these organic nitrates this reaction does not occur.

Photolysis is also a likely sink for organic nitrates, mostly for carbonyl nitrates. Gas-phase photolysis lifetimes have been
experimentally determined or simulated for eleven of these compounds and they range from 0.5 to 15 h (Barnes et al., 1993;
540 Müller et al., 2014; Picquet-Varrault et al., 2020; Suarez-Bertoa et al., 2012). At these rates, gas-phase photolysis is expected
to be the main chemical loss process for low molecular-weight carbonyl nitrates. On the other hand, to our knowledge, no
aqueous-phase photolysis lifetimes have been experimentally determined for carbonyl nitrates. Meanwhile, Romonosky et al.
(2015) investigated molar absorptivity of a series of β -hydroxynitrates in the aqueous-phase, and, assuming similar quantum
yields as in the gas-phase, they calculated the photolysis rate constant ratios between the gas- and aqueous-phase. Using their
545 approach, aqueous phase photolysis is likely a major sink for water soluble carbonyl nitrates as it likely occurs for most
isoprene-derived nitrates. However, their results show that $\cdot\text{OH}$ -oxidation in the aqueous- or the gas-phase is a more significant
loss process than photolysis for β -hydroxynitrates. This could be the case for atmospherically relevant species such as C_5
dihydroxy dinitrate or for terpene nitrates. For the latter, their $\cdot\text{OH}$ -oxidation lifetimes fall in the same range as the photolysis
lifetimes reported for carbonyl nitrates in the gas-phase thus both processes may be relevant for terpene nitrates including those
550 containing carbonyl groups, but further experimental studies would deserve attention to confirm this.

To assess the impact that aqueous-phase $\cdot\text{OH}$ -oxidation has on organic nitrates lifetimes, the $\cdot\text{OH}$ -oxidation lifetimes relative
difference was calculated ($\tau_{\text{OH,dif}}$) for each compound using Eq. (15):

$$\tau_{\text{OH,dif}}\% = \frac{\tau_{\text{OH,multiphase}} - \tau_{\text{OH,gas-phase}}}{\tau_{\text{OH,gas-phase}}} \cdot 100, \quad (15)$$

555 where $\tau_{\text{OH,multiphase}}$ derives from Eq. (14), and $\tau_{\text{OH,gas-phase}}$ is the $\cdot\text{OH}$ -oxidation lifetime of a compound considering only
the gas-phase. For molecules barely partitioning into the aqueous-phase, $\tau_{\text{OH,dif}}$ value is close to zero. For molecules

partitioning into the aqueous-phase, a positive value of $\tau_{OH,dif}$ indicates that the aqueous-phase reactivity increases the atmospheric lifetime of the molecule while a negative value implies a faster atmospheric removal via aqueous-phase reactivity. Figure 9a shows $\tau_{OH,dif}$ for the studied organic nitrates. For the families of compounds such as alkyl nitrates, most of the ketonitrates and aldehyde nitrates, which barely partition into the aqueous-phase, their lifetimes remain unchanged compared to the gas-phase reactivity. Substantial atmospheric loss is expected for hydroxy nitrates, nitrooxy carboxylic acids and organic nitrates with more than one oxidized group as in the case of some isoprene- and terpene- nitrates. Their $\tau_{OH,dif}$ ranges from – 75 % to +155 % implying that their global $\cdot OH$ -oxidation lifetimes may be either shortened or lengthened when the aqueous-phase is considered, depending on the chemical structure of the molecule. Figure 9 shows that for most of these compounds, especially many terpene nitrates and some polyfunctionalized isoprene nitrates, their atmospheric lifetimes significantly increase (by a factor that can exceed 140%) thus showing that their atmospheric lifetimes should be even longer than what is predicted from gas-phase reactions. This effect might be enhanced considering that aqueous $\cdot OH$ concentrations might be lower than the one used in Eq. (14), i.e.: $1 \cdot 10^{-14}$ M. This value corresponds to aqueous concentrations of $\cdot OH$ in polluted/urban cloud droplets (Tilgner et al., 2013). Nevertheless, for remote cloud droplets or wet aerosols, the aqueous $\cdot OH$ concentration might be 2 to 10 times lower (Arakaki et al., 2013). These lower concentrations would induce an increase of the $\cdot OH$ -oxidation lifetimes of molecules partitioning into the aqueous-phase.

Figure 9b shows that under wet aerosol conditions, only terpene nitrates $\cdot OH$ -oxidation lifetimes are affected when considering the aqueous-phase. Under this LWC condition, the proposed terpene nitrates partition both in the aqueous- and the aerosol-phase (Figure 7b). In the aerosol-phase, not only the $\cdot OH$ -oxidation kinetic rate constants may differ from the gas- and the aqueous-phase ones but also other oxidants can play a crucial role in the atmospheric loss of these compounds (Kaur and Anastasio, 2018; Manfrin et al., 2019). Further studies comprising this reactivity are thus needed to better understand the fate of organic nitrates in all atmospheric phases.

5 Conclusions

A new competition kinetic method was developed to accurately determine the aqueous-phase $\cdot OH$ -oxidation rate constants of low reactivity species such as organic nitrates, using a robust reference compound such as methanol. The method was applied to determine new $\cdot OH$ -oxidation kinetics of 7 organic nitrates (isopropyl nitrate, isobutyl nitrate, 1-pentyl nitrate, isopentyl nitrate, α -nitrooxyacetone, 1-nitrooxy-2-propanol, isosorbide 5-mononitrate), compounds for which aqueous-phase $\cdot OH$ -oxidation reaction were investigated for the first time. It was found that the nitrate group provokes an important deactivation of the $\cdot OH$ -attack, similar to the corresponding gas-phase reactions but enhanced by solvent kinetic effects. A previous developed SAR method was extended to include the nitrate group allowing the prediction of aqueous-phase kinetics for these atmospherically relevant compounds. The resulting SAR parameters for the nitrate group confirmed the extreme deactivating effect of the nitrate group, up to two adjacent carbon atoms. The achieved SAR was then used to evaluate the multiphase fate of 49 organic nitrates of atmospheric relevance, including hydroxy nitrates, ketonitrates, aldehyde nitrates, nitrooxy carboxylic

acids and more functionalized organic nitrates. Among these compounds, polyfunctional organic nitrates were found to be extremely impacted by the aqueous-phase ·OH-oxidation, not only due to their very high water solubility, but also due to their reduced reactivity in this solvent. For 50% of the proposed organic nitrates for which ·OH-reaction occurs mainly in the aqueous-phase (more than 50% of the overall removal) their ·OH-oxidation lifetimes increased by 20% to 155% under cloud/fog conditions. This was even more pronounced for terpene nitrates: for 83% of them, the reactivity towards ·OH occurred mostly (> 98%) in the aqueous-phase under fog/cloud conditions, while for 60% of these terpene nitrates their lifetimes increased by 25% to 140% compared to their gas-phase reactivity. We demonstrate that these effects are of importance under cloud/fog conditions, but also under wet aerosol conditions, especially for the terpene nitrates. These results suggest that considering aqueous-phase ·OH-oxidation reactivity of biogenic organic nitrates is necessary to improve the predictions of their atmospheric fates, transport and should result into a better assessment in the distribution of air pollution, SOA formation and NO_x chemistry.

APPENDIX A: Determining aqueous-phase k_{OH} monitoring the headspace with the PTR-MS

Due to the fact that the organic compounds were diluted in the aqueous-phase, headspace analyses were based on the direct proportionality between water and gas-phase concentrations of the analytes (Karl et al., 2003). Furthermore, the influence of the gas-phase ·OH-oxidation was negligible in our system. Equation (1) can be written as:

$$n \frac{[X]_{0(g)}}{[X]_{t(g)}} = \frac{k_{OH,X}}{k_{OH,M}} \cdot \ln \frac{[M]_{0(g)}}{[M]_{t(g)}}, \quad (A1)$$

where $\ln([X]_{0(g)}/[X]_{t(g)})$ and $\ln([M]_{0(g)}/[M]_{t(g)})$ represent the gas-phase concentration relative decay of respectively the target compound and methanol. The gas-phase relative decay of both methanol and (in some cases) the target compound were monitored by the PTR-MS instrument. The PTR-MS measured quantities in counts-per-second (cps) which can be related to absolute headspace concentrations using Eq. (A2),

$$[X]_g = \frac{1}{k_{Rate} t_{time}} \cdot \frac{\sum cps(X^+)}{cps(H_3O^+)}, \quad (A2)$$

where $\sum cps(X^+)$ is the sum of the counts-per-second of all the fragments which correspond to compound X; $cps(H_3O^+)$ are the counts-per-second of the hydronium ions that protonate the molecule; k_{Rate} is the protonation rate constant for compound X in the PTR-MS drift tube; and t_{time} is the time spent by the molecule in the drift tube. Combining Eq. (A1) and Eq. (A2), one obtains Eq. (2).

Author contributions. JMGS developed the experimental kinetic method. NB provided the UV-VIS data for organic nitrates. JMGS and SR developed the UHPLC-UV method for organic nitrates. JM and BTR developed the PTR-MS method for organic nitrates. JLC performed the organic nitrates synthesis and the NMR experiments to obtain the α -nitrooxyacetone K_{hyd}. JMGS

and AM built the SAR extension to include nitrate and ether contribution factors. NB and JW significantly contributed to the SAR construction. CMV wrote the code in the GECKO-A model to apply the extended SAR to any molecule. AM and JLC lead the project. JMGS and AM wrote the article with inputs from all coauthors.

620

Data availability. PTR-MS and UHPLC-UV raw data from the experimental method are available at <https://drive.google.com/drive/folders/1cxPdk58rnGZwkzmGGetWe4AGnww356RB?usp=sharing> (last access: 9 July 2020). Data related to the extended SAR or the atmospheric implications sections can be requested to JMGS (juanmiguelgs93@gmail.com) or to AM (anne-monod@univ-amu.fr).

625

Competing interests. The authors declare that they have no conflict of interest.

Acknowledgements. This project has received funding from the European Union’s Horizon 2020 research and innovation programme under the Marie Skłodowska-Curie grant agreement No713750. It has been carried out with the financial support of the Regional Council of Provence- Alpes-Côte d’Azur and with the financial support of the A*MIDEX (n° ANR- 11-IDEX-0001-02), funded by the Investissements d’Avenir project funded by the French Government, managed by the French National Research Agency (ANR). This study also received funding from the French CNRS-LEFE-CHAT (Programme National-Les Enveloppes Fluides et l’Environnement-Chimie Atmosphérique – Project “MULTINITRATES”), and from the program ANR-PRCI (ANR-18-CE92-0038-02) – Project “PARAMOUNT”. Finally, the authors thank Richard Valorso for his help using the

630
635

GECKO-A modelling tool.

References

- Adams, G. E., Boag, J. W. and Michael, B. D.: Reactions of the hydroxyl radical: Part 2. - Determination of absolute rate constants, *Trans. Faraday Soc.*, 61, 1417–1424, doi:10.1039/TF9656101417, 1965.
- Alam, M. S., Rao, B. S. M. and Janata, E.: ·OH reactions with aliphatic alcohols: Evaluation of kinetics by direct optical absorption measurement. A pulse radiolysis study, *Radiat. Phys. Chem.*, 67(6), 723–728, doi:10.1016/S0969-806X(03)00310-4, 2003.
- Anbar, M., Meyerstein, D. and Neta, P.: Reactivity of aliphatic compounds towards hydroxyl radicals, *J. Chem. Soc. B Phys. Org.*, (0), 742–747, doi:10.1039/J29660000742, 1966.
- Aoki, N., Inomata, S. and Tanimoto, H.: Detection of C1-C5 alkyl nitrates by proton transfer reaction time-of-flight mass spectrometry, *Int. J. Mass Spectrom.*, 263(1), 12–21, doi:10.1016/j.ijms.2006.11.018, 2007.
- 640
645
- Aarakaki, T., Anastasio, C., Kuroki, Y., Nakajima, H., Okada, K., Kotani, Y., Handa, D., Azechi, S., Kimura, T., Tshako, A. and Miyagi, Y.: A General Scavenging Rate Constant for Reaction of Hydroxyl Radical with Organic Carbon in Atmospheric Waters, , doi:10.1021/es401927b, 2013.

- Atkinson, R.: Kinetics of the gas-phase reactions of OH radicals with alkanes and cycloalkanes, *Atmos. Chem. Phys.*, 3(6), 2233–2307, doi:10.5194/acp-3-2233-2003, 2003.
- Atkinson, R. and Aschmann, S. M.: Rate constants for the reactions of the OH radical with the propyl and butyl nitrates and 1-nitrobutane at 298 ± 2 K, *Int. J. Chem. Kinet.*, 21(12), 1123–1129, doi:10.1002/kin.550211205, 1989.
- Atkinson, R., Aschmann, S. M., Carter, W. P. L., Winer, A. M. and Pitts, J. N.: Alkyl Nitrate Formation from the NO_x-Air Photooxidations of C₂-C₈ n-Alkanes, , 587(20), 4563–4569, doi:10.1021/j100220a022, 1982.
- Atkinson, R., Baulch, D. L., Cox, R. A., Hampson, R. F., Kerr, J. A. and Troe, J.: Evaluated Kinetic and Photochemical Data for Atmospheric Chemistry: Supplement IV. IUPAC Subcommittee on Gas Kinetic Data Evaluation for Atmospheric Chemistry, *J. Phys. Chem. Ref. Data*, 21(6), 1125–1568, doi:10.1063/1.555918, 1992.
- Atkinson, R., Baulch, D. L., Cox, R. A., Hampson, R. F., Kerr, J. A., Rossi, M. J. and Troe, J.: Evaluated Kinetic, Photochemical and Heterogeneous Data for Atmospheric Chemistry: Supplement V. IUPAC Subcommittee on Gas Kinetic Data Evaluation for Atmospheric Chemistry, *J. Phys. Chem. Ref. Data*, 26(3), 521–1011, doi:10.1063/1.556011, 1997.
- Barnes, I., Becker, K. H. and Zhu, T.: Near UV absorption spectra and photolysis products of difunctional organic nitrates: Possible importance as NO_x reservoirs, *J. Atmos. Chem.*, 17(4), 353–373, doi:10.1007/BF00696854, 1993.
- Beaver, M. R., St. Clair, J. M., Paulot, F., Spencer, K. M., Crounse, J. D., Lafranchi, B. W., Min, K. E., Pusede, S. E., Wooldridge, P. J., Schade, G. W., Park, C., Cohen, R. C. and Wennberg, P. O.: Importance of biogenic precursors to the budget of organic nitrates: Observations of multifunctional organic nitrates by CIMS and TD-LIF during BEARPEX 2009, *Atmos. Chem. Phys.*, 12(13), 5773–5785, doi:10.5194/acp-12-5773-2012, 2012.
- Becker, K. H. and Wirtz, K.: Gas phase reactions of alkyl nitrates with hydroxyl radicals under tropospheric conditions in comparison with photolysis, *J. Atmos. Chem.*, 9(4), 419–433, doi:10.1007/BF00114754, 1989.
- Bedjanian, Y., Morin, J. and Romanias, M. N.: Kinetics of the reactions of OH radicals with n-butyl, isobutyl, n-pentyl and 3-methyl-1-butyl nitrates, *Atmos. Environ.*, 155, 29–34, doi:10.1016/j.atmosenv.2017.02.014, 2017.
- Bedjanian, Y., Morin, J. and Romanias, M. N.: Reactions of OH radicals with 2-methyl-1-butyl, neopentyl and 1-hexyl nitrates. Structure-activity relationship for gas-phase reactions of OH with alkyl nitrates: An update, *Atmos. Environ.*, 180, 167–172, doi:10.1016/j.atmosenv.2018.03.002, 2018.
- Clemmshaw, K. C., Williams, J., Rattigan, O. V., Shallcross, D. E., Law, K. S. and Anthony Cox, R.: Gas-phase ultraviolet absorption cross-sections and atmospheric lifetimes of several C₂-C₅ alkyl nitrates, *J. Photochem. Photobiol. A Chem.*, 102, 117–126, doi:10.1016/S1010-6030(96)04458-9, 1997.
- Darer, A. I., Cole-Filipiak, N. C., Connor, A. E. O. and Elrod, M. J.: Formation and Stability of Atmospherically Relevant Isoprene-Derived Organosulfates and Organonitrates, *Environ. Sci. Technol.*, 45, 1895–1902, 2011.
- Doussin, J.-F. and Monod, A.: Structure-activity relationship for the estimation of OH-oxidation rate constants of carbonyl compounds in the aqueous phase, *Atmos. Chem. Phys.*, 13(23), 11625–11641, doi:10.5194/acp-13-11625-2013, 2013.
- Duncanu, M., David, M., Kartigeyane, S., Cirtog, M., Doussin, J. F. and Picquet-Varrault, B.: Measurement of alkyl and multifunctional organic nitrates by proton-transfer-reaction mass spectrometry, *Atmos. Meas. Tech.*, 10(4), 1445–1463,


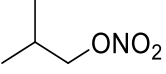
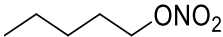
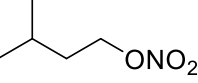
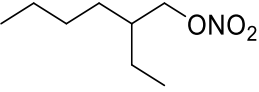
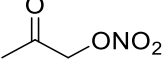
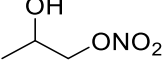
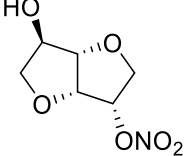


doi:10.5194/amt-10-1445-2017, 2017.

- Eibenberger, J.: Pulse Radiolysis Investigations Concerning the Formation and Oxidation of Organic Radicals in Aqueous Solutions, University of Vienna., 1980.
- 685 Elliot, A. J. and Simons, A. S.: Rate constants for reactions of hydroxyl radicals as a function of temperature, *Radiat. Phys. Chem.*, 24(2), 229–231, doi:10.1016/0146-5724(84)90056-6, 1984.
- Epstein, S. A. and Nizkorodov, S. A.: A comparison of the chemical sinks of atmospheric organics in the gas and aqueous phase, *Atmos. Chem. Phys.*, 12(17), 8205–8222, doi:10.5194/acp-12-8205-2012, 2012.
- 690 Fisher, J. A., Jacob, D. J., Travis, K. R., Kim, P. S., Marais, E. A., Miller, C. C., Yu, K., Zhu, L., Yantosca, R. M., Sulprizio, M. P., Mao, J., Wennberg, P. O., Crouse, J. D., Teng, A. P., Nguyen, T. B., Clair, J. M. S., Cohen, R. C., Romer, P., Nault, B. A., Wooldridge, P. J., Jimenez, J. L., Campuzano-Jost, P., Day, D. A., Hu, W., Shepson, P. B., Xiong, F., Blake, D. R., Goldstein, A. H., Misztal, P. K., Hanisco, T. F., Wolfe, G. M., Ryerson, T. B., Wisthaler, A. and Mikoviny, T.: Organic nitrate chemistry and its implications for nitrogen budgets in an isoprene- and monoterpene-rich atmosphere: Constraints from aircraft (SEAC4RS) and ground-based (SOAS) observations in the Southeast US, *Atmos. Chem. Phys.*, 16(9), 5969–5991, doi:10.5194/acp-16-5969-2016, 2016.
- Getoff, N.: Radiation- and photoinduced degradation of pollutants in water. A comparative study, *Int. J. Radiat. Appl. Instrumentation. Part. A*, 37(5–6), 673–680, doi:10.1016/1359-0197(91)90166-Y, 1991.
- Gligorovski, S., Rouse, D., George, C. H. and Herrmann, H.: Rate constants for the OH reactions with oxygenated organic 700 compounds in aqueous solution, *Int. J. Chem. Kinet.*, 41(5), 309–326, doi:10.1002/kin.20405, 2009.
- Greenstock, C. L., Ng, M. and Hunt, J. W.: Pulse Radiolysis Studies of Reactions of Primary Species in Water with Nucleic Acid Derivatives, in *Radiation Chemistry*, pp. 397–417., 1968.
- Herrmann, H.: Kinetics of Aqueous Phase Reactions Relevant for Atmospheric Chemistry, *Chem. Rev.*, 103(12), 4691–4716, doi:10.1021/cr020658q, 2003.
- 705 Herrmann, H., Hoffmann, D., Schaefer, T., Bräuer, P. and Tilgner, A.: Tropospheric aqueous-phase free-radical chemistry: Radical sources, spectra, reaction kinetics and prediction tools, *ChemPhysChem*, 11(18), 3796–3822, doi:10.1002/cphc.201000533, 2010.
- Herrmann, H., Schaefer, T., Tilgner, A., Styler, S. A., Weller, C., Teich, M. and Otto, T.: Tropospheric Aqueous-Phase Chemistry: Kinetics, Mechanisms, and Its Coupling to a Changing Gas Phase, *Chem. Rev.*, 115(10), 4259–4334, 710 doi:10.1021/cr500447k, 2015.
- Hu, K. S., Darer, A. I. and Elrod, M. J.: Thermodynamics and kinetics of the hydrolysis of atmospherically relevant organonitrates and organosulfates, *Atmos. Chem. Phys.*, 11(16), 8307–8320, doi:10.5194/acp-11-8307-2011, 2011.
- Jacobs, M. I., Burke, W. J. and Elrod, M. J.: Kinetics of the reactions of isoprene-derived hydroxynitrates: gas phase epoxide formation and solution phase hydrolysis, *Atmos. Chem. Phys.*, 14(17), 8933–8946, doi:10.5194/acp-14-8933-2014, 2014.
- 715 Jenkin, M. E., Valorso, R., Aumont, B., Rickard, A. R. and Wallington, T. J.: Estimation of rate coefficients and branching ratios for gas-phase reactions of OH with aliphatic organic compounds for use in automated mechanism construction, *Atmos.*

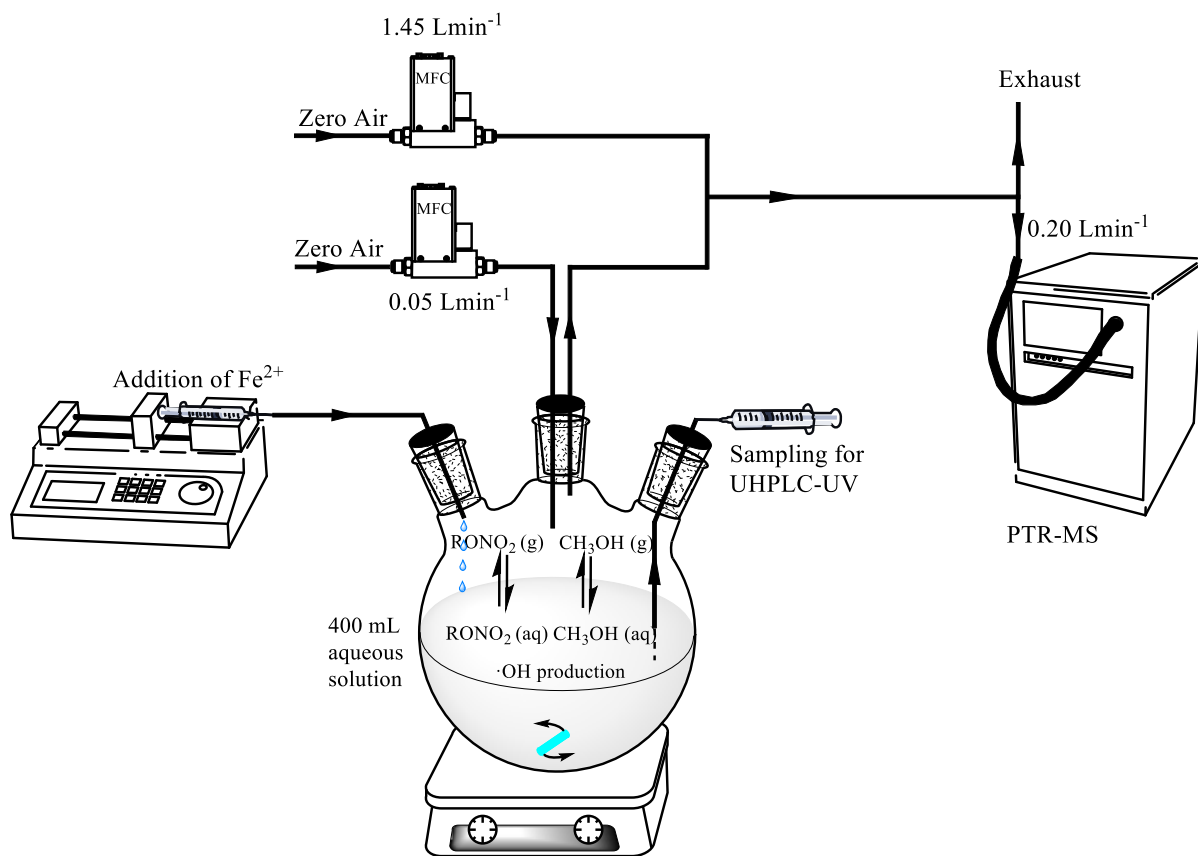
- Chem. Phys., 18(13), 9297–9328, doi:10.5194/acp-18-9297-2018, 2018.
- 720 Karl, T., Yeretian, C., Jordan, A. and Lindinger, W.: Dynamic measurements of partition coefficients using proton-transfer-reaction mass spectrometry (PTR-MS), *Int. J. Mass Spectrom.*, 223–224, 383–395, doi:10.1016/S1387-3806(02)00927-2, 2003.
- Kaur, R. and Anastasio, C.: First Measurements of Organic Triplet Excited States in Atmospheric Waters, *Environ. Sci. Technol.*, 52(9), 5218–5226, doi:10.1021/acs.est.7b06699, 2018.
- 725 Kiendler-Scharr, A., Mensah, A. A., Friese, E., Topping, D., Nemitz, E., Prevot, A. S. H., Äijälä, M., Allan, J., Canonaco, F., Canagaratna, M., Carbone, S., Crippa, M., Dall'Osto, M., Day, D. A., De Carlo, P., Di Marco, C. F., Elbern, H., Eriksson, A., Freney, E., Hao, L., Herrmann, H., Hildebrandt, L., Hillamo, R., Jimenez, J. L., Laaksonen, A., McFiggans, G., Mohr, C., O'Dowd, C., Otjes, R., Ovadnevaite, J., Pandis, S. N., Poulain, L., Schlag, P., Sellegri, K., Swietlicki, E., Tiitta, P., Vermeulen, A., Wahner, A., Worsnop, D. and Wu, H. C.: Ubiquity of organic nitrates from nighttime chemistry in the European submicron aerosol, *Geophys. Res. Lett.*, 43(14), 7735–7744, doi:10.1002/2016GL069239, 2016.
- 730 Koner, A. L., Pischel, U. and Nau, W. M.: Kinetic solvent effects on hydrogen abstraction reactions, *Org. Lett.*, 9(15), 2899–2902, doi:10.1021/ol071165g, 2007.
- Lee, A. K. Y., Adam, M. G., Liggio, J., Li, S.-M., Li, K., Willis, M. D., Abbatt, J. P. D., Tokarek, T. W., Odamé-Ankrah, C. A., Osthoff, H. D., Strawbridge, K. and Brook, J. R.: A large contribution of anthropogenic organo-nitrates to secondary organic aerosol in the Alberta oil sands, *Atmos. Chem. Phys.*, 19, 12209–12219, doi:10.5194/acp-19-12209-2019, 2019.
- 735 Lee, L., Teng, A. P., Wennberg, P. O., Crouse, J. D. and Cohen, R. C.: On rates and mechanisms of OH and O₃ reactions with isoprene-derived hydroxy nitrates, *J. Phys. Chem. A*, 118(9), 1622–1637, doi:10.1021/jp4107603, 2014.
- Li, R., Wang, X., Gu, R., Lu, C., Zhu, F., Xue, L., Xie, H., Du, L., Chen, J. and Wang, W.: Identification and semi-quantification of biogenic organic nitrates in ambient particulate matters by UHPLC/ESI-MS, *Atmos. Environ.*, 176, 140–147, doi:10.1016/j.atmosenv.2017.12.038, 2018.
- 740 Lindinger, W., Hansel, A. and Jordan, A.: Proton-transfer-reaction mass spectrometry (PTR-MS): On-line monitoring of volatile organic compounds at pptv levels, *Chem. Soc. Rev.*, 27(5), 347–354, doi:10.1039/a827347z, 1998.
- Liu, S., Shilling, J. E., Song, C., Hiranuma, N., Zaveri, R. A. and Russell, L. M.: Hydrolysis of organonitrate functional groups in aerosol particles, *Aerosol Sci. Technol.*, 46(12), 1359–1369, doi:10.1080/02786826.2012.716175, 2012.
- 745 Manfrin, A., Nizkorodov, S. A., Malecha, K. T., Getzinger, G. J., McNeill, K. and Borduas-Dedekind, N.: Reactive Oxygen Species Production from Secondary Organic Aerosols: The Importance of Singlet Oxygen, *Environ. Sci. Technol.*, 53(15), 8553–8562, doi:10.1021/acs.est.9b01609, 2019.
- Monod, A. and Doussin, J. F.: Structure-activity relationship for the estimation of OH-oxidation rate constants of aliphatic organic compounds in the aqueous phase: alkanes, alcohols, organic acids and bases, *Atmos. Environ.*, 42(33), 7611–7622, doi:10.1016/j.atmosenv.2008.06.005, 2008.
- 750 Monod, A., Poulain, L., Grubert, S., Voisin, D. and Wortham, H.: Kinetics of OH-initiated oxidation of oxygenated organic compounds in the aqueous phase: New rate constants, structure-activity relationships and atmospheric implications, *Atmos.*

- Environ., 39(40), 7667–7688, doi:10.1016/j.atmosenv.2005.03.019, 2005.
- Motohashi, N. and Saito, Y.: Competitive Measurement of Rate Constants for Hydroxyl Radical Reactions Using Radiolytic Hydroxylation of Benzoate, *Chem. Pharm. Bull.*, 41(10), 1842–1845, doi:10.1248/cpb.41.1842, 1993.
- Müller, J. F., Peeters, J. and Stavrou, T.: Fast photolysis of carbonyl nitrates from isoprene, *Atmos. Chem. Phys.*, 14(5), 2497–2508, doi:10.5194/acp-14-2497-2014, 2014.
- 755 Nannoolal, Y., Rarey, J., Ramjugernath, D. and Cordes, W.: Estimation of pure component properties: Part 1. Estimation of the normal boiling point of non-electrolyte organic compounds via group contributions and group interactions, *Fluid Phase Equilib.*, 226(1–2), 45–63, doi:10.1016/j.fluid.2004.09.001, 2004.
- Nannoolal, Y., Rarey, J. and Ramjugernath, D.: Estimation of pure component properties part 3. Estimation of the vapor pressure of non-electrolyte organic compounds via group contribution and group interactions, *Fluid Phase Equilib.*, 269(1–2), 117–133, doi:10.1016/j.fluid.2008.04.020, 2008.
- 760 Neyens, E. and Baeyens, J.: A review of classic Fenton’s peroxidation as an advanced oxidation technique, *J. Hazard. Mater.*, 98(1–3), 33–50, doi:10.1016/S0304-3894(02)00282-0, 2003.
- Picquet-Varrault, B., Suarez-Bertoa, R., Duncianu, M., Cazaunau, M., Pangui, E., David, M. and Doussin, J. F.: Photolysis and oxidation by OH radicals of two carbonyl nitrates: 4-nitrooxy-2-butanone and 5-nitrooxy-2-pentanone, *Atmos. Chem. Phys.*, 20(1), 487–498, doi:10.5194/acp-20-487-2020, 2020.
- 765 Raventos-Duran, T., Camredon, M., Valorso, R., Mouchel-Vallon, C. and Aumont, B.: Structure-activity relationships to estimate the effective Henry’s law constants of organics of atmospheric interest, *Atmos. Chem. Phys.*, 10(16), 7643–7654, doi:10.5194/acp-10-7643-2010, 2010.
- 770 Reuvers, A. P., Greenstock, C. L., Borsa, J. and Chapman, J. D.: Studies on the mechanism of chemical radioprotection by dimethyl sulphoxide, *Int. J. Radiat. Biol.*, 24(5), 533–536, doi:10.1080/09553007314551431, 1973.
- Romer Present, P. S., Zare, A. and Cohen, R. C.: The changing role of organic nitrates in the removal and transport of NO_x, *Atmos. Chem. Phys.*, 20(1), 267–279, doi:10.5194/acp-20-267-2020, 2020.
- Romonosky, D. E., Nguyen, L. Q., Shemesh, D., Nguyen, T. B., Epstein, S. A., Martin, D. B. C., Vanderwal, C. D., Gerber, R. B. and Nizkorodov, S. A.: Absorption spectra and aqueous photochemistry of β -hydroxyalkyl nitrates of atmospheric interest, *Mol. Phys.*, 113(15–16), 2179–2190, doi:10.1080/00268976.2015.1017020, 2015.
- 775 Rudakov, E. S., Volkova, L. K. and Tret’yakov, V. P.: Low selectivity of reactions of OH-radicals with alkanes in aqueous solution, *React. Kinet. Catal. Lett.*, 16, 33–337, 1981.
- Sander, R.: Compilation of Henry’s law constants (version 4.0) for water as solvent, *Atmos. Chem. Phys.*, 15(8), 4399–4981, doi:10.5194/acp-15-4399-2015, 2015.
- 780 Schaefer, T., Schindelka, J., Hoffmann, D. and Herrmann, H.: Laboratory kinetic and mechanistic studies on the OH-initiated oxidation of acetone in aqueous solution, *J. Phys. Chem. A*, 116(24), 6317–6326, doi:10.1021/jp2120753, 2012.
- Shiraiwa, M. and Seinfeld, J. H.: Equilibration timescale of atmospheric secondary organic aerosol partitioning, *Geophys. Res. Lett.*, 39(24), doi:10.1029/2012GL054008, 2012.

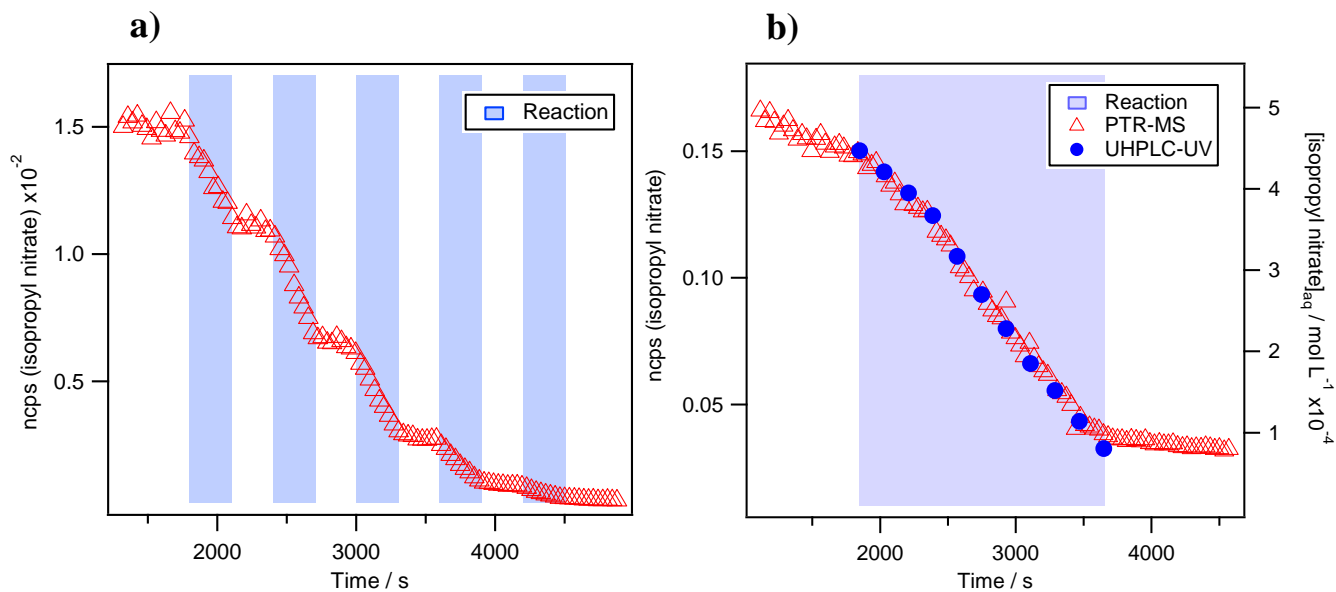
- 785 Suarez-Bertoa, R., Picquet-Varrault, B., Tamas, W., Pangui, E. and Doussin, J. F.: Atmospheric fate of a series of carbonyl nitrates: Photolysis frequencies and OH-oxidation rate constants, *Environ. Sci. Technol.*, 46(22), 12502–12509, doi:10.1021/es302613x, 2012.
- Takeuchi, M. and Ng, N. L.: Chemical composition and hydrolysis of organic nitrate aerosol formed from hydroxyl and nitrate radical oxidation of α -pinene and β -pinene, *Atmos. Chem. Phys.*, 19, 12749–12766, doi:10.5194/acp-19-12749-2019, 2019.
- 790 Talukdar, R. K., Burkholder, J. B., Hunter, M., Gilles, M. K., Roberts, J. M. and Ravishankara, A. R.: Atmospheric fate of several alkyl nitrates: Part 2. UV absorption cross-sections and photodissociation quantum yields, *J. Chem. Soc. - Faraday Trans.*, 93(16), 2797–2805, doi:10.1039/a701781b, 1997.
- Thomas, J. K.: Rates of reaction of the hydroxyl radical, *Trans. Faraday Soc.*, 61, 702–707, doi:10.1039/tf9656100702, 1965.
- Tilgner, A., Bräuer, P., Wolke, R. and Herrmann, H.: Modelling multiphase chemistry in deliquescent aerosols and clouds using CAPRAM3.0i, *J. Atmos. Chem.*, 70(3), 221–256, doi:10.1007/s10874-013-9267-4, 2013.
- 795 Treves, K. and Rudich, Y.: The atmospheric fate of C3-C6 hydroxyalkyl nitrates, *J. Phys. Chem. A*, 107(39), 7809–7817, doi:10.1021/jp035064l, 2003.
- Wängberg, I., Barnes, I. and Becker, K. H.: Atmospheric chemistry of bifunctional cycloalkyl nitrates, *Chem. Phys. Lett.*, 261(1–2), 138–144, doi:10.1016/0009-2614(96)00857-3, 1996.
- 800 Wania, F., Lei, Y. D., Wang, C., Abbatt, J. P. D. and Goss, K.-U.: Novel methods for predicting gas-particle partitioning during the formation of secondary organic aerosol, *Atmos. Chem. Phys. Discuss*, 14, 21341–21385, doi:10.5194/acpd-14-21341-2014, 2014.
- Williams, J. A., Cooper, W. J., Mezyk, S. P. and Bartels, D. M.: Absolute rate constants for the reaction of the hydrated electron, hydroxyl radical and hydrogen atom with chloroacetones in water, *Radiat. Phys. Chem.*, 65(4–5), 327–334, doi:10.1016/S0969-806X(02)00351-1, 2002.
- 805 Willson, R. L., Greenstock, C. L., Adams, G. E., Wageman, R. and Dorfman, L. M.: The standardization of hydroxyl radical rate data from radiation chemistry, *Int. J. Radiat. Phys. Chem.*, 3(3), 211–220, doi:10.1016/0020-7055(71)90023-4, 1971.
- Wolfenden, B. S. and Willson, R. L.: Radical-cations as reference chromogens in kinetic studies of one-electron transfer reactions: Pulse radiolysis studies of 2,2'-azinobis-(3- ethylbenzthiazoline-6-sulphonate), *J. Chem. Soc. Perkin Trans. 2*, (7), 805–812, doi:10.1039/p29820000805, 1982.
- 810 Zhu, T., Barnes, I. and Becker, K. H.: Relative-rate study of the gas-phase reaction of hydroxy radicals with difunctional organic nitrates at 298 K and atmospheric pressure, *J. Atmos. Chem.*, 13(3), 301–311, doi:10.1007/BF00058137, 1991.

Name	Structure	$K_H, 298\text{ K} /$ $\text{mol L}^{-1} \text{ atm}^{-1}$	Solubility at 298 K $/ \text{mol L}^{-1}$	Monitored by
Isopropyl nitrate		0.75	$2.5 \cdot 10^{-2}$	PTR-MS UHPLC-UV
Isobutyl nitrate		0.60	$9.4 \cdot 10^{-3}$	PTR-MS
1-Pentyl nitrate		0.74	$2.7 \cdot 10^{-3}$	PTR-MS
Isopentyl nitrate		0.40	$2.5 \cdot 10^{-3}$	PTR-MS
2-Ethylhexyl nitrate		0.18	$1 \cdot 10^{-4}$	PTR-MS
α -Nitrooxyacetone		$1.0 \cdot 10^3$	1.6	UHPLC-UV
1-Nitrooxy-2-propanol		$6.7 \cdot 10^4$	0.6	UHPLC-UV
Isosorbide 5-mononitrate		$1.3 \cdot 10^7$	0.3	UHPLC-UV
Isopropanol		130	16.6	PTR-MS
Acetone		30	17.2	PTR-MS

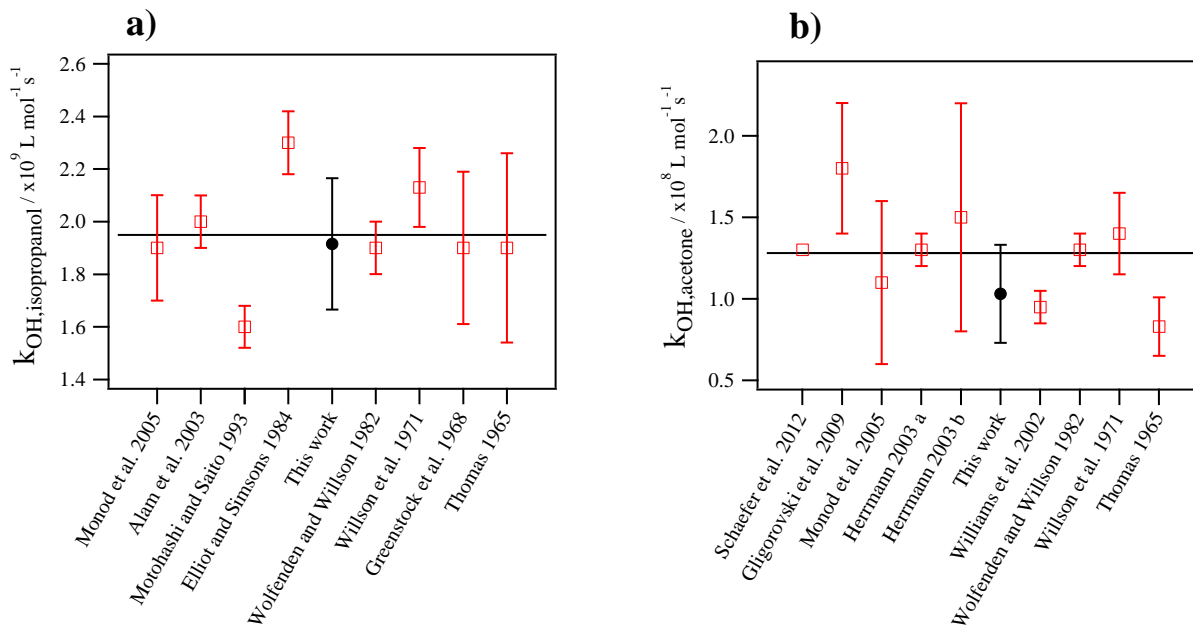
815 Table 1: Chemical structures and properties of the studied organic nitrates. Henry's Law constants were obtained from Sander, 2015 except for 2-ethylhexyl nitrate and isosorbide 5-mononitrate which were calculated using the SAR developed by Raventos-Duran et al., (2010). Organic nitrates solubilities were calculated using the model WSKOWWINTM.



820 **Figure 1: Experimental set-up for the competition kinetics method**

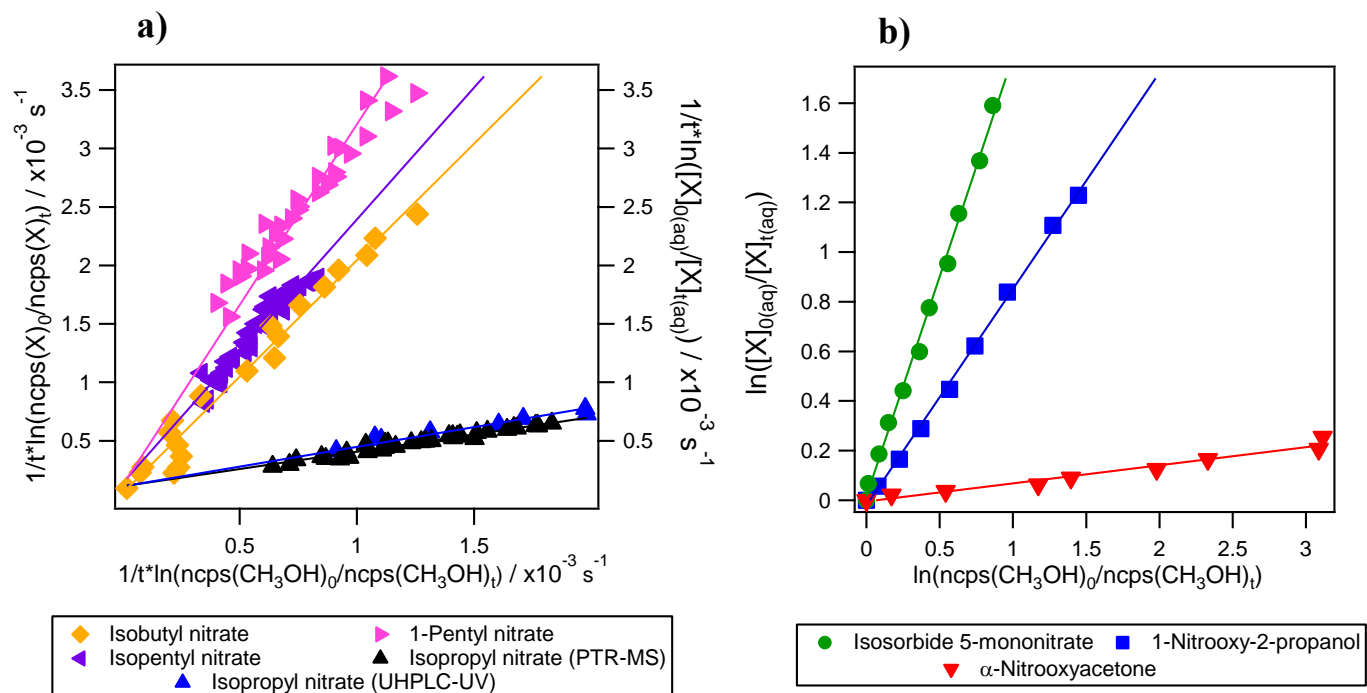


825 **Figure 2: Kinetic decays of isopropyl nitrate during its aqueous-phase $\cdot\text{OH}$ -oxidation a) Monitored by PTR-MS during several sequential additions of the Fe^{2+} solution. Initial conditions in the reactor were $[\text{Isopropyl nitrate}]_0 = 5 \cdot 10^{-5} \text{ mol L}^{-1}$, $[\text{H}_2\text{O}_2]_0 = 4 \cdot 10^{-3} \text{ mol L}^{-1}$ and $[\text{H}_2\text{SO}_4]_0 = 5 \cdot 10^{-3} \text{ mol L}^{-1}$; b) Intercomparison between PTR-MS and UHPLC-UV detection. Initial conditions were $[\text{Isopropyl nitrate}]_0 = 6 \cdot 10^{-4} \text{ mol L}^{-1}$, $[\text{CH}_3\text{OH}]_0 = 3 \cdot 10^{-4} \text{ mol L}^{-1}$, $[\text{H}_2\text{O}_2]_0 = 4 \cdot 10^{-3} \text{ mol L}^{-1}$ and $[\text{H}_2\text{SO}_4]_0 = 5 \cdot 10^{-3} \text{ mol L}^{-1}$. In both graphs the time is set to 0 when isopropyl nitrate is injected. Blue background indicates periods when the solution of Fe^{2+} (0.06 M) was dripped into the reactor to produce $\cdot\text{OH}$ radicals.**



830

Figure 3: Validation experiments: determination of the aqueous-phase k_{OH} values using the new developed method, and comparison with the reported values in the literature for a) isopropanol and b) acetone. The horizontal line represents the average value of the previous studies.



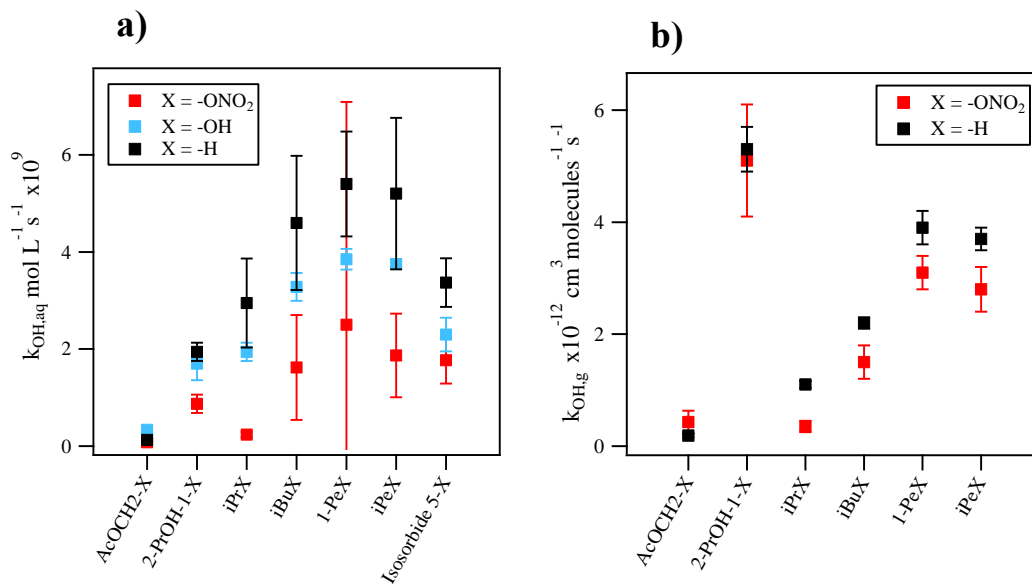
835

Figure 4: Examples of competition kinetic results for the studied organic nitrates using the new developed method: experiments 8, 14, 16, 19, 21, 24 and 26 (listed in Table S2). In panel a) molecules were monitored in the reactor's headspace by PTR-MS (left axis and horizontal axis) except for isopropyl nitrate which was also monitored by UHPLC-UV (right axis). In panel b) methanol was monitored in the reactor's headspace by PTR-MS (horizontal axis) while the polyfunctional organic nitrates were followed by UHPLC-UV (left axis).

840

Studied compounds	$k_{OH\ exp}$	$k_{OH\ sim}$	Δ	n
	$/ \cdot 10^8\ L\ mol^{-1}\ s^{-1}$	$/ \cdot 10^8\ L\ mol^{-1}\ s^{-1}$		
Isopropyl nitrate	2.8 (\pm 0.6)	3.0	-0.07	9
Isobutyl nitrate	17 (\pm 11)	13.5	+0.22	3
1-Pentyl nitrate	31 (\pm 46)	31.8	-0.02	2
Isopentyl nitrate	22 (\pm 9)	24.6	-0.10	3
α -Nitrooxyacetone	0.8 (\pm 0.4)	1.3	-0.69	3
1-Nitrooxy-2-propanol	8.7 (\pm 1.9)	6.3	+0.28	3
Isosorbide 5-mononitrate	18 (\pm 5)	14.2	+0.19	3

845 **Table 2: Aqueous-phase $\cdot OH$ -oxidation rate constants for eight organic nitrates: comparison between the experimental rate constants ($k_{OH\ exp}$) and the simulated ones ($k_{OH\ sim}$) using the extended SAR. Calculations use the SAR parameters indicated in Table 4. The factor Δ is the relative difference between the simulated and the experimental rate constant (Eq. 10). **n** stands for the number of experimental determinations of each rate constant (note that for isopropyl nitrate 6 experiments were performed, in 3 of them the value was determined twice using both Eq. (4) and Eq. (5) thus resulting in 9 determinations). Experimental uncertainties are 95 % confidence interval.**



850 **Figure 5:** Comparison between the k_{OH} values for organic nitrates, the corresponding alcohols, and non-substituted homologue
 compounds a) in the aqueous-phase and b) in the gas-phase. Aqueous-phase k_{OH} values were taken from : Reuvers et al., (1973) and
 Adams et al., (1965) for alcohols; Getoff, (1991) and Rudakov et al., (1981) for H-substituted compounds; the predictions using the
 SAR for hydroxy acetone and for the -OH and -H substituted homologues of isosorbide 5-mononitrate. Gas-phase k_{OH} values were
 855 taken from Atkinson et al., (1982); Atkinson and Aschmann, (1989); Becker and Wirtz, (1989); Bedjanian et al., (2017); Suarez-
 Bertoa et al., (2012); Talukdar et al., (1997); Treves and Rudich, (2003) and Zhu et al., (1991) for organic nitrates; and from Atkinson
 et al., (1997), Atkinson et al. (1992); and Atkinson, (2003) for H-substituted homologues.

	Case 1	Case 2	Case 3	Case 4	Case 5
F(-ONO ₂)	0	0	0.17	0.18	0
G(-ONO ₂)	1*	0.33	0.17	0.18	0.37
H(-ONO ₂)	1*	1*	1*	0.92	0.37
Slope	1.18	1.18	1.01	0.98	0.53
R ²	0.92	0.97	0.96	0.95	0.94
Δ	-5.19	-0.14	-0.19	0.05	2.06
Q	23.0	0.12	0.59	0.58	0.93
Efficiency 75%	29 %	86 %	71 %	57 %	14 %
Efficiency 60%	43 %	100 %	86 %	86 %	43 %

860 Table 3: SAR tests on organic nitrate parameters: 5 case tests investigated to evaluate the nitrate group influences. Constraints imposed: Values fixed to 1 (i.e. no influence on the reactivity) marked by *; F(-ONO₂)=G(-ONO₂) for Case 3 and Case 4; and G(-ONO₂)=H(-ONO₂) for Case 5. In bold is the selected case. Slope is the correlation slope between the simulated and the experimental k_{OH} rate constants and R² is the corresponding correlation coefficient. The Δ factor is the relative difference between the simulated and the experimental rate constant. Q is the sum of the square difference between calculated and experimental values normalized by the experimental uncertainties. Efficiencies at 75% and 60% represent the percentage of organic nitrates with |Δ| < 0.25 and |Δ| < 0.40 respectively.

865

Parameter	Value
F(-O-)	1.10
G(-O-)	0.33
C'5(cycle)	1.43
C'6(cycle)	1.79
F(-ONO₂)	0.17
G(-ONO₂)	0.17

Table 4: SAR results: new calculated neighboring effects parameters for ethers, cyclic ethers and organic nitrates (using Case 3 constraints).

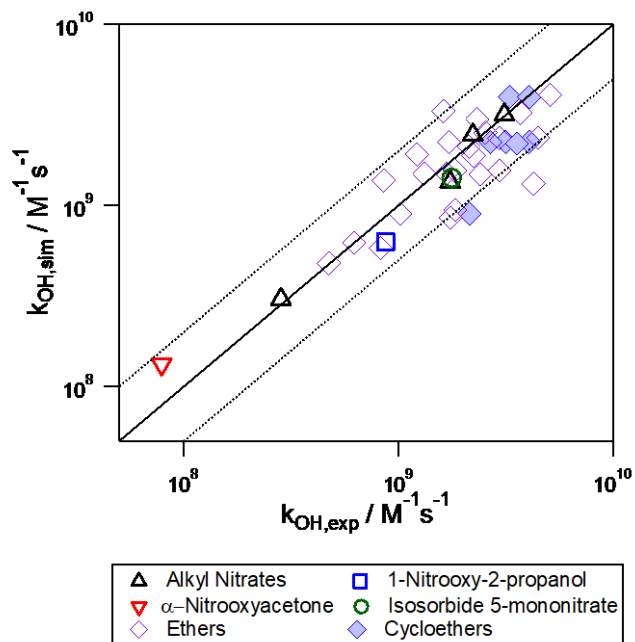
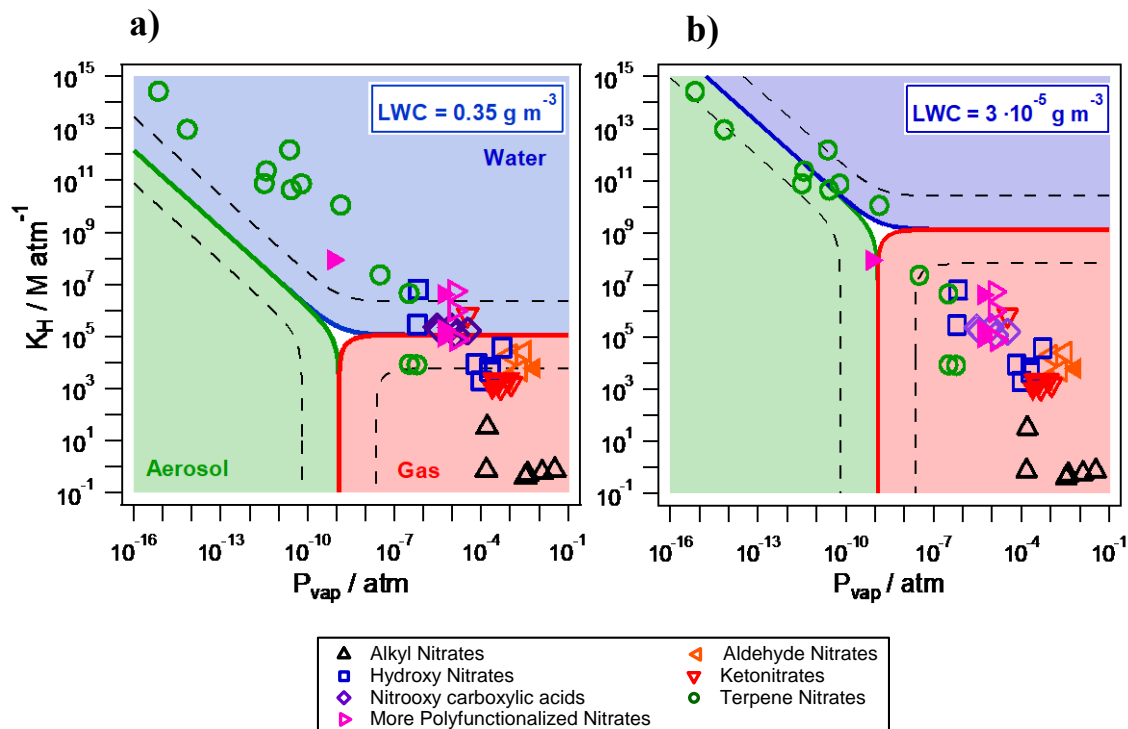
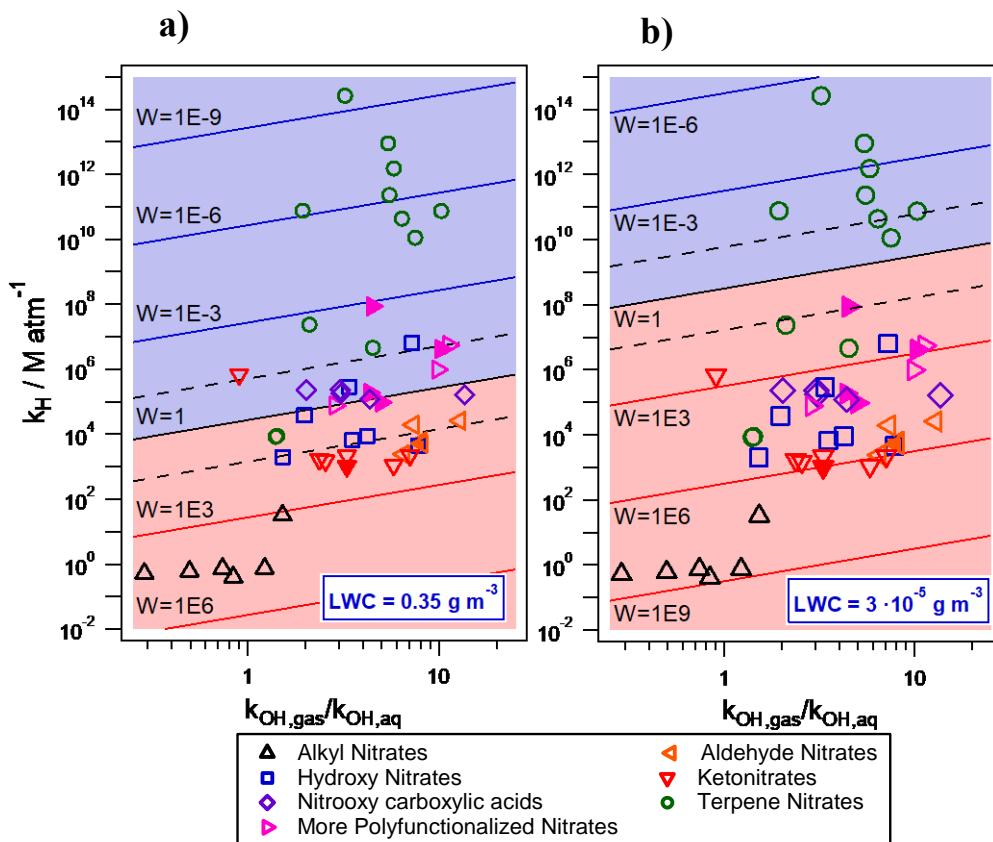


Figure 6: Correlation plot between the experimental and the simulated aqueous-phase $\cdot\text{OH}$ -oxidation rate constants for organic nitrates and ethers. The plain line corresponds to the 1:1 regression and the dashed lines represent the limits where the simulated rate constants deviate from the experimental ones by a factor of 2.

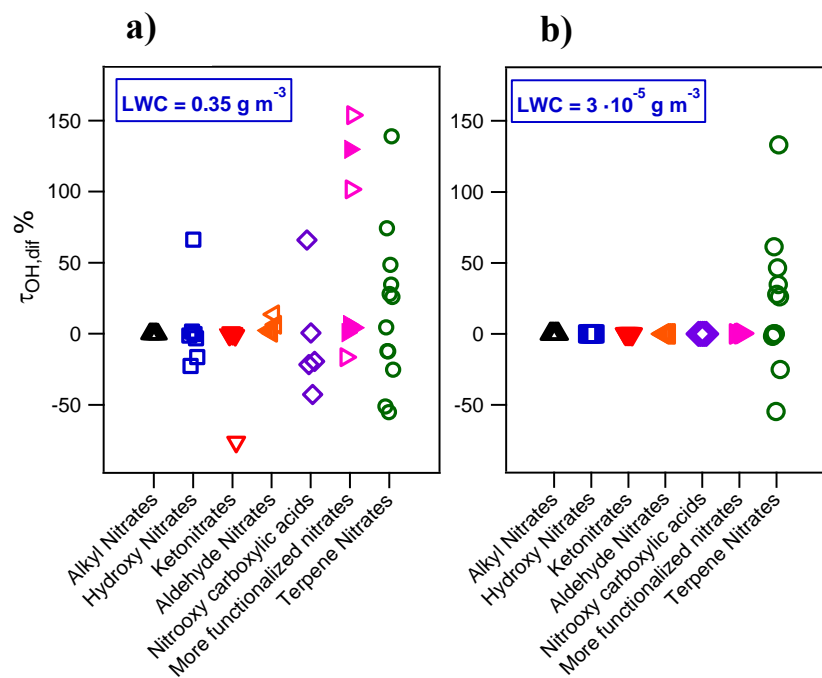
870



875 **Figure 7:** Partition of atmospherically relevant organic nitrates in the aqueous- (blue), the gas- (red) and the aerosol-phase (green) for two different air parcels with a) $\text{LWC} = 0.35 \text{ g m}^{-3}$ (cloud/fog conditions) and b) $\text{LWC} = 3.5 \cdot 10^{-5} \text{ g m}^{-3}$ (wet aerosol conditions). Temperature was set to 298 K, the aerosol mass concentration to $C_{\text{aer}} = 1 \cdot 10^{-5} \text{ g m}^{-3}$ with a $\overline{M}_{\text{aer}} = 200 \text{ g mol}^{-1}$. The dashed lines represent the limits where the concentration of one compound exceeds 95 % in each phase. Filled markers represent organic nitrates derived from isoprene.



880 **Figure 8:** Gas-aqueous partition and reactivity (towards $\cdot\text{OH}$ -oxidation) of 49 organic nitrates for two different air parcels with a) LWC = 0.35 g m^{-3} (cloud/fog conditions) and b) LWC = $3.5 \cdot 10^{-5} \text{ g m}^{-3}$ (wet aerosol conditions) at 298 K. $\cdot\text{OH}$ radical concentrations were set to $2.32 \cdot 10^{-15} \text{ mol L}^{-1}$ ($1.4 \cdot 10^6 \text{ molecules cm}^{-3}$) in the gas-phase and to $10^{-14} \text{ mol L}^{-1}$ in the aqueous-phase. Filled markers represent organic nitrates derived from isoprene.



885 **Figure 9: Relative difference of $\cdot\text{OH}$ -oxidation lifetimes between an air parcel with and without liquid water at a) $\text{LWC} = 0.35 \text{ g m}^{-3}$ and b) $\text{LWC} = 3 \cdot 10^{-5} \text{ g m}^{-3}$ for atmospherically relevant organic nitrates. Filled markers represent organic nitrates derived from isoprene.**