

## Author's response

### Response to Referee #1:

*In this study, the authors present a comprehensive study on the isotope compositions of atmospheric total gaseous mercury (TGM) and particulate bound mercury (PBM) in the marine boundary layer over Chinese seas. As I know, this is a first study for investigating the isotope compositions of atmospheric Hg species and their underlying mechanisms in MBL. It is therefore novel and would contribute significantly to the Hg isotope research field. The manuscript is overall well written and organized. I agree with the interpretations on the mechanisms associated with the variations of Hg isotope compositions. Actually, I have revised this manuscript when it was submitted to another journal. I found the authors have addressed most of my and other reviewer's comments properly, and the paper is currently in a good quality. I would therefore suggest a publication of the manuscript in ACP with minor revisions.*

Response: We appreciate very much the valuable comments from you and the other previous reviewers. These comments really improved our manuscript. We hope this study could provide useful data and discussion for better understanding the atmospheric Hg transformation and transport, especially in the marine boundary layer.

*line 15: should be 'isotopic compositions of total gaseous mercury (TGM) and particulate bound mercury (PBM) collected...'*

*line 18: should be 'isotopic compositions of TGM in MBL were affected...'*

Response: Thank you very much for these linguistic modifications. These two modifications have been made in the revised manuscript (L16 and L19).

*Line 19-20: the statement of 'lower air temperature could promote the positive...' is not clear. I would suggest to specify to 'TGM  $\Delta^{199}\text{Hg}$  values were significantly positively correlated with air temperature...', and then the author may interpret the potential mechanisms.*

Response: The sentence has been changed to ' $\Delta^{199}\text{Hg}$  values of TGM were significantly positively correlated with air temperature in summer, indicating that processes inducing positive odd-MIF in TGM could be more active at low temperatures, while the relative processes might be weak in winter' in the revised manuscript (L20-23).

*Section 2.1: I would suggest to add a figure to show the cruise and sampling locations of the isotope samples in the main manuscript.*

Response: Thank you very much for this suggestion. Indeed, we made three GIF files to show the cruise tracks and wind field during three sampling cruises, respectively. We have uploaded the GIF files to <https://doi.org/10.5281/zenodo.3871222> as supporting information. The announcement of these supporting information has been added in the Data Availability part in the revised manuscript (L349-350).

*Line 150-154: the diagnostics of using  $\text{D}^{199}\text{Hg}/\text{d}^{202}\text{Hg}$  ratios is great. But I think it should simply introduce the ratios obtained from previous laboratory studies or source materials, and*

*this would help you to figure out the major factors.*

Response: We agree. Description on this ratios and regression slopes reported in references have been added as ‘This fitted curve always indicated a mixing of plumes with different isotopic fingerprints (Demers et al., 2015; Yu et al., 2016; Fu et al., 2018). Especially a  $\sim -0.1$  slope could be shaped when mixing of plumes from anthropogenic emissions characterized by negative  $\delta^{202}\text{Hg}$  and near-zero  $\Delta^{199}\text{Hg}$  values, and plumes from remote areas characterized by positive  $\delta^{202}\text{Hg}$  and negative  $\Delta^{199}\text{Hg}$  values, e.g., three slopes of -0.09, -0.13, and -0.07 observed in TGM from Mt. Damei, Mt. Ailao, and Beijing, China, respectively (Yu et al., 2016), and -0.095 observed in TGM/GEM and source materials worldwide (Fu et al., 2018)’ in the revised manuscript (L154-160).

*Line 168: ‘TGM collected in two summer cruises ... ranges’ should be ‘TGM collected in two summer cruises were characterized by significantly negative  $d^{202}\text{Hg}$  and near-zero  $D^{199}\text{Hg}$  values.*

*Line 177-179: ‘the back-trajectory ... in TGM’ should reword as ‘Backward trajectory analysis showed that higher  $D^{199}\text{Hg}$  values were associated with air masses originated from both mainland China and open oceans’*

Response: Thank you for these comments. The modifications have been made in the revised manuscript (L174-175 and L184-186).

*Line 202-205: need to be rewritten. Note that the MIF signatures of gaseous  $\text{Hg(II)}$  emitted from anthropogenic sources and produced via atmospheric oxidation should be different. The former case would have near-zero value, while the latter case would have significantly positive value according to precipitation observations. These two should be differentiated here.*

Response: Here we use the  $\Delta^{200}\text{Hg}$  in samples to evaluate the contribution from wet precipitation to TGM and PBM in this study. This method was also used in publications. For instance, Enrico et al. (2016, DOI: 10.1021/acs.est.5b06058), evaluated the contributions from wet precipitation to the Hg deposited in peat bogs. Higher  $\Delta^{200}\text{Hg}$  values ( $\sim 0.2\%$ ) were observed in wet precipitation worldwide, no matter the study sites were in urban/rural or remote areas, with or without the impact from anthropogenic emissions. Therefore the observed near-zero  $\Delta^{200}\text{Hg}$  values in TGM and PBM in this study suggested limited contributions from  $\text{Hg(II)}$  in wet precipitations via photo-reduction and re-emission from droplet surfaces. We have updated these sentences (L206-212) to more accurate description on that.

*Line 210-215: the  $D^{199}\text{Hg}/D^{201}\text{Hg}$  ratio for PBM should be presented.*

Response: Ratio data ( $6.8 \pm 8.4$ , 1SD,  $n = 9$ ) has been added in the revised manuscript (L218-219).

*Line 285-293: I agree with your interpretation that oceanic GEM emission should play a minor role. However, as the isotopic composition of oceanic GEM emissions have not been well constrained, I would suggest to soft these statements. Maybe this process could be completely excluded. Zheng et al., investigated the MDF of Hg isotope during aqueous  $\text{Hg(0)}$  evaporation. Note that GEM emission from water is driven by evaporation of  $\text{Hg(0)}$  from water (the isotopic compositions are unknown) and water-atmosphere interface photoreduction (the isotopic*

*compositions of initial water are unknown). So it is difficult to know whether this source generate positive or negative MIF.*

Response: We agree that isotopic compositions in dissolved gaseous Hg in surface sea water are unknown. We have highlighted the unknown fact in the revised manuscript (L300-303) and have deleted the arbitrary conclusion (L294) in this part.

## **Response to Referee #2:**

*This study reported the isotope compositions of total gaseous mercury (TGM) and particulate bound mercury (PBM) in the marine boundary layer (MBL) during summer and winter seasons. The results are novel and very interesting. It has significant contributions to the research field and improve the understanding of Hg transport and transformation in MBL. The manuscript is also written clearly and well organized. Therefore, I suggest a publication of this manuscript in ACP with minor revisions.*

Response: Thank you very much for your positive and valuable comments.

*Line 202-204, what do the authors mean by “contribution of Hg(II) in wet deposition to both PBM and TGM”? How Hg(II) in wet deposition contribute to PBM and TGM? Do you indicate the sources of Hg(II) in wet deposition were not directly from PBM or TGM?*

Response: Thank you for pointing this out. Here we try to use  $\Delta^{200}\text{Hg}$  values to evaluate the contributions of aquatic Hg(II) in atmospheric aquatic phase, e.g., cloud or fog, to both PBM and TGM. Atmospheric aquatic Hg(II) can be re-emitted into gaseous phase after photo-reduction, which has been demonstrated in many publications (e.g., Lyman et al., 2020, <https://doi.org/10.1016/j.scitotenv.2019.135575>). Since wet precipitation worldwide shares similar higher  $\Delta^{200}\text{Hg}$  values ( $\sim 0.2\%$ ), and Hg(II) is the primary form of Hg in wet precipitation, the observed near-zero  $\Delta^{200}\text{Hg}$  in this study suggested the contribution from atmospheric aquatic Hg(II) following photo-reduction and re-emission to PBM/TGM should be limited. We have updated a more accurate description on that in revised manuscript (L209-212).

*A general comment that conclusions should be made with caution when comparing statistic slopes derived from different studies. As the air samples are usually mixtures from different sources, and not all sources are well quantified and constrained.*

Response: Thank you very much for your kind suggestion. We agree with you that discussion on the mixing of plumes using statistic slopes should be careful. We have added a sentence at the beginning of the discussion on slope ‘This fitted curve always indicated a mixing of plumes with different isotopic fingerprints (Demers et al., 2015; Yu et al., 2016; Fu et al., 2018). Especially a  $\sim -0.1$  slope could be shaped when mixing of plumes from anthropogenic emissions characterized by negative  $\delta^{202}\text{Hg}$  and near-zero  $\Delta^{199}\text{Hg}$  values, and plumes from remote areas characterized by positive  $\delta^{202}\text{Hg}$  and negative  $\Delta^{199}\text{Hg}$  values, e.g., three slopes of -0.09, -0.13, and -0.07 observed in TGM from Mt. Damei, Mt. Ailao, and Beijing, China, respectively (Yu et al., 2016), and -0.095 observed in TGM/GEM and source materials worldwide (Fu et al., 2018)’ in the revised manuscript (L154-160). We also highlighted that isotopic fingerprint in all different sources was not well quantified and constrained in the implication part (L340-343).

**The revised manuscript has been attached in the next part.**

**Changes have been marked with red color.**

# New evidence for atmospheric mercury transformations in the marine boundary layer **from stable mercury isotopes**

5 Ben Yu<sup>1,2</sup>, Lin Yang<sup>1,3</sup>, Linlin Wang<sup>1,4</sup>, Hongwei Liu<sup>1,3</sup>, Cailing Xiao<sup>4</sup>, Yong Liang<sup>4</sup>,  
Qian Liu<sup>1</sup>, Yongguang Yin<sup>1</sup>, Ligang Hu<sup>1</sup>, Jianbo Shi<sup>1,2,3\*</sup>, and Guibin Jiang<sup>1,2,3</sup>

<sup>1</sup>State Key Laboratory of Environmental Chemistry and Ecotoxicology, Research Center for Eco-  
Environmental Sciences, Chinese Academy of Sciences, Beijing 100085, China.

<sup>2</sup>**School of Environment, Hangzhou Institute for Advanced Study**, University of Chinese Academy of  
Sciences, Hangzhou, 310000, China.

10 <sup>3</sup>College of Resources and Environment, University of Chinese Academy of Sciences, Beijing 100049,  
China.

<sup>4</sup>Institute of Environment and Health, Jiangnan University, Wuhan 430056, China.

*Correspondence to:* Jianbo Shi ([jbshi@rcees.ac.cn](mailto:jbshi@rcees.ac.cn))

**Abstract.** Marine boundary layer (MBL) is the largest transport place and reaction vessel of atmospheric  
15 mercury (Hg). The transformations of atmospheric Hg in MBL are crucial for the global transport and  
deposition of Hg. Herein, Hg isotopic **compositions of total gaseous mercury (TGM) and particulate  
bound Hg (PBM) collected during three cruises to Chinese seas in summer and winter were measured to  
reveal the transformation processes of atmospheric Hg in the MBL. Unlike the observation results at  
inland sites, isotopic compositions of TGM in MBL were affected not only by mixing continental  
20 emissions, but also largely by the oxidation of Hg<sup>0</sup> primarily derived by Br atoms.  $\Delta^{199}\text{Hg}$  values of TGM  
were significantly positively correlated with air temperature in summer, indicating that processes  
inducing positive mass independent fractionation of odd isotopes in TGM could be more active at low  
temperatures, while the relative processes might be weak in winter. In contrast, the positive  $\Delta^{199}\text{Hg}$  and  
high ratios of  $\Delta^{199}\text{Hg}/\Delta^{201}\text{Hg}$  in PBM indicated that alternative oxidants other than Br or Cl atoms played  
25 a major role in the formation of Hg(II) in PBM, likely following the nuclear volume effect. Our results  
suggested the importance of local Hg environmental behaviours caused by an abundance of highly  
reactive species, and provided new evidence for understanding the complicated transformations of  
atmospheric Hg in the MBL.**

## 1 Introduction

30 The transport and deposition of atmospheric mercury (Hg) are largely attributed to the transformations among three species, including gaseous elemental Hg (GEM), gaseous oxidized Hg (GOM), and particle-bound Hg (PBM), because of the different resident times and migration abilities of them in atmosphere (Schroeder and Munthe, 1998). Thus, the transformations of atmospheric Hg is crucial to the global cycling of Hg. The marine boundary layer (MBL) is the largest transport area and  
35 reaction vessel for atmospheric Hg on Earth. It accepts 3400 Mg/yr Hg from ocean via evasion and deposits 3800 Mg/yr Hg into the ocean (UNEP, 2019). Due to the presence of high relative humidity (RH), abundant sunshine and atmospheric oxidants, transformations between three species of atmospheric Hg have been suggested to occur frequently in the MBL (Hedgecock and Pirrone, 2001;Hedgecock and Pirrone, 2004;Laurier et al., 2003;Sprovieri et al., 2010;Wang et al., 2016a;Weiss-  
40 Penzias et al., 2003). Sampling in the MBL provides an opportunity to study atmospheric Hg transformations, e.g., the scavenging of GEM or the generation of GOM (Hedgecock and Pirrone, 2001;Hedgecock and Pirrone, 2004;Laurier et al., 2003;Sprovieri et al., 2010;Weiss-Penzias et al., 2003;De Simone et al., 2013;Holmes et al., 2010;Peleg et al., 2015), occurring outside of the influences of continental emissions. Although oxidizers in the atmosphere, including ozone, hydroxyl radicals,  
45 nitrate radicals, and halogens (Lin and Pehkonen, 1999;De Simone et al., 2013;Holmes et al., 2010;Peleg et al., 2015;Timonen et al., 2013;Ye et al., 2016;Holmes et al., 2009) have been suggested, the contributions from multiple redox processes of atmospheric Hg in the MBL have not been clarified. The mechanisms of the atmospheric Hg transformations in the MBL are also poorly understood.

Compared to other marine studies performed globally, elevated GEM concentrations in the MBL  
50 have been observed in areas of Chinese seas by both coastal and cruise-based observations (Fu et al., 2010;Wang et al., 2016a;Wang et al., 2016b;Ci et al., 2015;Ci et al., 2011a;Ci et al., 2014;Ci et al., 2011b). Such observations indicated that anthropogenic emissions from Chinese continental areas impact atmospheric Hg in the MBL. However, the transformations of atmospheric Hg in MBL are rarely investigated in these studies.

55 Stable Hg isotopic method has been utilized to trace the sources and environmental processes of atmospheric Hg. A ternary system employing mass dependent fractionation (MDF, reported as  $\delta^{202}\text{Hg}$ ), the mass independent fractionation (MIF) of odd isotopes (odd-MIF, reported as  $\Delta^{199}\text{Hg}$  and  $\Delta^{201}\text{Hg}$ ),

and the mass independent fractionation of even isotopes (even-MIF, reported as  $\Delta^{200}\text{Hg}$ ), could offer diagnostic information on the source contributions and historical environmental processes of atmospheric Hg. In the troposphere, atmospheric Hg isotopes fractionate during the mixing of plumes with various isotopic compositions, and also during physical processes including volatilization from and dissolution in droplets (Estrade et al., 2009), diffusion (Koster van Groos et al., 2014), adsorption and desorption on the airborne particle surfaces (Fu et al., 2019a), and chemical processes (Blum et al., 2014). In addition, odd-MIF suggests occurrence of photo chemical processes when sources mixing can be excluded (Bergquist and Blum, 2007), and even-MIF signatures diagnose the contributions from wet precipitation in natural environment (Enrico et al., 2016).

Several studies on atmospheric Hg isotopes have conducted at coastal areas, where as the receptors for mixing air plumes from both continents and the MBL (Demers et al., 2015;Fu et al., 2018;Fu et al., 2019a;Rolison et al., 2013;Yu et al., 2016). These reported isotopic compositions in atmospheric Hg have been suggested as the mixing results of continental anthropogenic emissions and the clean air from MBL. However, the isotopic fractionations occurred during transformations of atmospheric Hg in MBL are diluted by the strong impacts of continental emissions. In order to track the transformations of atmospheric Hg in MBL using isotopic tracing method, the in-situ sampling is indispensable.

The objective of this study was to track atmospheric Hg transformations in the MBL using stable Hg isotopes. Both the total gaseous Hg (TGM, composed of GEM and GOM) and PBM samples were collected during three cruises to Chinese seas **in summer and winter**. The isotopic signatures in TGM and PBM were compared with the observation results at continental sites to extract the fractionations outside of the influences from anthropogenic emissions, and to reveal the potential mechanisms of the transformation processes of atmospheric Hg in the MBL.

## 2 Materials and Methods

### 2.1 Sample Collection

The TGM and PBM samples were collected aboard on the Dongfanghong II research vessel during 3 cruises conducted from Jul. 7<sup>th</sup> to Jul. 20<sup>th</sup>, 2016 (denoted as 2016-summer cruise), Dec. 29<sup>th</sup>, 2016 to Jan. 15<sup>th</sup>, 2017 (denoted as 2016-winter cruise), and Jun. 27<sup>th</sup> to Jul. 15<sup>th</sup>, 2018 (denoted as 2018-summer cruise).

The TGM collection system was constructed following previous publications (Fu et al., 2014; Yu et al., 2016) and using a chloride activated carbon (CIC) trap (Fu et al., 2014) to capture the TGM in ambient air. A single TGM system was installed on the vessel during the 2016-summer and 2016-winter cruises, and two systems were deployed for the 2018-summer cruise. Two total suspended particle (TSP) collection systems equipped with quartz fiber filter were installed next to the TGM collection systems for the 2018-summer cruise. Sampling was interrupted during bouts of inclement weather occasionally experienced during the cruises, and thus was not continuous (Table S1). Sampling durations were divided into daytime and nighttime periods during the 2016-summer and 2018-summer cruises, and 24h continuous sampling was conducted during the 2016-winter cruise. See supporting information (SI) for more details.

## 2.2 Pre-concentration

A thermal-decomposition method using double stage tube furnaces was applied for the pre-concentrations (Sun et al., 2013; Yu et al., 2016). Acid-trapping solution (40%, 2HNO<sub>3</sub>/1HCl, v/v) (Sun et al., 2013) was utilized to capture the released Hg. The Hg concentrations in the trapping solutions were then measured by cold vapor atomic fluorescence spectrometry (CVAFS) following USEPA Method 1631. The sample solutions with Hg concentrations > 2 ng mL<sup>-1</sup> were then diluted to 1 ng mL<sup>-1</sup> to decrease the acid concentration to < 20% (v/v). Other sample solutions with lower THg concentrations were grouped based on daytime and nighttime sampling. In each group, the samples were treated with a purge-trap method using SnCl<sub>2</sub> solution and the same acid-trapping solution, and then diluted to 1 ng mL<sup>-1</sup>. The grouped samples were marked in Table S1. See SI for more details.

## 2.3 Isotopic measurements

Isotopic compositions of the solution samples were measured by a Neptune Plus multi-collector inductively coupled plasma mass spectrometry using an online vapor generation system (Yin et al., 2010). The instrument was tuned according to a previous publication (Geng et al., 2018) to obtain high sensitivity (<sup>202</sup>Hg: 1.6 V per ng mL<sup>-1</sup> Hg) and steady (internal precision: < 0.1‰) signals. Hg isotopic compositions were calculated according to the following formulas (Blum and Bergquist, 2007):

$$\delta^{xxx}Hg_{sample} = \left( \frac{^{xxx}Hg_{sample}/^{198}Hg_{sample}}{^{xxx}Hg_{NIST3133}/^{198}Hg_{NIST3133}} - 1 \right) \times 1000 \quad (1)$$

$$\Delta^{xxx}Hg = \delta^{xxx}Hg - \beta \times \delta^{202}Hg \quad (2)$$



$$\beta = \begin{cases} 0.252 & (xxx = 199) \\ 0.502 & (xxx = 200) \\ 0.752 & (xxx = 201) \end{cases} \quad (3)$$

115 where xxx refers to the mass of each Hg isotope with amu values of 199, 200, 201, and 202.

The  $2\sigma$  of isotopic compositions for each sample (Table S1) were selected as the greater one of (A) the  $2\sigma$  of replicated measurements of referenced standards including BCR 482 and SRM 3177, and (B) the  $2\sigma$  of replicated measurements of each sample.

## 2.4 QA/QC

120 Data for QA/QC was listed in Table S2.

The performance of the CIC trap was evaluated twice by parallel sampling and by performing breakthrough experiments. Before sampling, ~0.5 g CIC was loaded in each sorbent trap, and the THg content in acid solution was > 10 ng. Thus, the CIC blank counted < 6% (< 2% for most high Hg content samples without merging in pre-concentration step) in all of the acid solution.

125 BCR 482 (lichen, IRMM, Belgium) was used as the standard to evaluate the recoveries of the pre-concentration procedure. The measured isotopic compositions in the two referenced standards, including BCR 482 and SRM 3177 (mercuric chloride standard solution, NIST) were comparable to reported data (Sun et al., 2016; Estrade et al., 2010). Replicate measurements were conducted during Hg concentration (n = 3) and isotopic measurement (n = 2; except for parallel TGM samples collected in 2018-summer, n  
130 = 4). Method blanks were excluded when calculating the Hg concentrations and the pre-concentration recoveries. The mass bias during isotopic measurement was calibrated using sample-standard bracketing method, and using Tl aerosols as an internal spike (Yin et al., 2010).

## 2.5 Other supportive data

The meteorological data collected during the cruise were obtained from an automatic weather station  
135 on the Dongfanghong II research vessel.

One of the two parallel sampling filters collected in cruise 2018-summer was treated to measure Hg<sup>0</sup>, Hg(II), and Br speciation on airborne particles. The measurement of Hg<sup>0</sup> and Hg(II) in TSPs were conducted following previous publication (Feng et al., 2004). 1/4 sheet of sampling filter was rolled up and settled in a heating tube installed in tube furnace. The furnace was maintained at 80 °C for 2h and  
140 then maintained at 500°C for 2h. Bubbler filled with 5 mL acid-trapping solution same as used in pre-

concentration stage were connected at outlet of the heating tube to capture the released Hg at 80 °C and 500°C, respectively. Purified nitrogen used as carrier gas was maintained at 25 mL min<sup>-1</sup>. The THg in acid-trapping solution was measured using CVAFS following USEPA Method 1631. The other 3/4 sheet of sampling filter was treated following the National Environmental Protection Standards of the People's  
145 Republic of China HJ 799-2016 to obtain the concentration of Br atom, Br anion, and organic Br on TSPs, using ion chromatography.

See SI for more details on the calculation and illustration of 72 h Back-trajectories associated with higher and lower  $\Delta^{199}\text{Hg}$  in TGM using the Hybrid Single-Particle Lagrangian Integrated Trajectory (HYSPPLIT4) Model (Rolph et al., 2017; Stein et al., 2015) in Fig. S1.

### 150 **3 Results and discussion**

A summary of measured isotopic values and concentrations is listed in Table 1.

#### **3.1 Isotopic composition in TGM**

According to a William-York bivariate linear regression (Cantrell, 2008) applying  $\delta^{202}\text{Hg}$  and  $\Delta^{199}\text{Hg}$  in all of the TGM samples, the observed fitted curve shaped a slope of  $-0.10 \pm 0.01$  (Fig. 1). This  
155 fitted curve always indicated a mixing of plumes with different isotopic fingerprints (Demers et al., 2015; Yu et al., 2016; Fu et al., 2018). Especially a  $\sim -0.1$  slope could be shaped when mixing of plumes from anthropogenic emissions characterized by negative  $\delta^{202}\text{Hg}$  and near-zero  $\Delta^{199}\text{Hg}$  values, and plumes from remote areas characterized by positive  $\delta^{202}\text{Hg}$  and negative  $\Delta^{199}\text{Hg}$  values, e.g., three slopes of  $-0.09$ ,  $-0.13$ , and  $-0.07$  observed in TGM from Mt. Damei, Mt. Ailao, and Beijing, China, respectively  
160 (Yu et al., 2016), and  $-0.095$  observed in TGM/GEM and source materials worldwide (Fu et al., 2018). The eastern region of China is dominated by subtropical monsoon climate, with winds moving from the mainland to the ocean in winter and reversely in summer (Fig. S1). TGM collected during the 2016-winter cruise, that was supposed to be largely impacted by anthropogenic emissions from mainland China based on the monsoon (Fig. S1), but showed positive  $\delta^{202}\text{Hg}$  and negative  $\Delta^{199}\text{Hg}$  ( $\delta^{202}\text{Hg}$ :  $0.19 \pm 0.30\%$ ;  
165  $\Delta^{199}\text{Hg}$ :  $-0.13 \pm 0.04\%$ ,  $n = 14$ ,  $1\sigma$ ) echoing the isotopic fingerprints of TGM at the remote sites (Demers et al., 2013; Demers et al., 2015; Fu et al., 2016; Fu et al., 2018; Yu et al., 2016) (Fig. 1). TGM collected during this cruise also showed the highest concentrations ( $1.81 \pm 0.51 \text{ ng m}^{-3}$ ,  $n = 14$ ,  $1\sigma$ ) among the three cruises, exceeding background value of northern hemisphere ( $\sim 1.5 \text{ ng m}^{-3}$ ) but falling below averaged

GEM concentrations measured at both urban and remote sites in Chinese mainland (urban:  $9.20 \pm 0.56$  ng  $m^{-3}$ ; remote:  $2.86 \pm 0.95$  ng  $m^{-3}$ ) (Fu et al., 2015). Considering that the average wind speed of  $6.9$  m  $s^{-1}$  was measured during this cruise, the air mass leaving Chinese mainland could reach the vessel within several hours. Therefore, isotopic compositions in TGM collected during 2016-winter cruise suggested limited influence from the anthropogenic emissions that diluted in the clean air in MBL.

On the other hand, TGM collected in two summer cruises were characterized by significantly negative  $\delta^{202}\text{Hg}$  and near-zero  $\Delta^{199}\text{Hg}$  values (2016-summer:  $\delta^{202}\text{Hg}$ :  $-1.48 \pm 0.56\%$ ;  $\Delta^{199}\text{Hg}$ :  $0.01 \pm 0.05\%$ ,  $n = 9$ ,  $1\sigma$ ; 2018-summer:  $\delta^{202}\text{Hg}$ :  $-0.09 \pm 0.48\%$ ;  $\Delta^{199}\text{Hg}$ :  $-0.13 \pm 0.06\%$ ,  $n = 18$ ,  $1\sigma$ ) indicated the mixing of continental emissions to marine originated plumes (Fig. 2 process a). TGM collected in 2016-summer cruise showed near-zero  $\Delta^{199}\text{Hg}$  values, most likely inherited from anthropogenic emissions (Demers et al., 2015; Yu et al., 2016; Fu et al., 2018; Sun et al., 2014), but also showed lower THg concentrations than TGM collected in the other two cruises (Table 1). This result was uncommon because higher TGM concentrations always associated with anthropogenic emissions in China (Fu et al., 2015). The positive correlation between TGM concentrations and  $\Delta^{199}\text{Hg}$  values in TGM, commonly attribute to mixing of anthropogenic emissions and clean air, was also absent ( $P > 0.05$ ) in this cruise (Fig. 3b). Backward trajectory analysis showed that higher  $\Delta^{199}\text{Hg}$  values were associated with air masses originated from both mainland China and open oceans (Fig. S1). These uncommon relationships and the back-trajectory analysis results suggested alternative reasons rather than only mixing with continental emissions should contribute to TGM in MBL in summer.

### 3.2 Isotopic composition in PBM

The isotopic compositions in PBM collected from the MBL with negative  $\delta^{202}\text{Hg}$  and positive  $\Delta^{199}\text{Hg}$  values ( $\delta^{202}\text{Hg}$ :  $-0.80 \pm 0.58\%$ ;  $\Delta^{199}\text{Hg}$ :  $0.40 \pm 0.21\%$ ,  $n = 9$ ,  $1\sigma$ ) were distinguishable from those in the TGM (Fig. 1). Similar data have been observed for PBM collected from Huaniao Island, China ( $\delta^{202}\text{Hg}$ :  $-0.87 \pm 0.31\%$ ;  $\Delta^{199}\text{Hg}$ :  $0.34 \pm 0.34\%$ ) (Fu et al., 2019a). Meanwhile, PBM collected at a coastal site in Grand Bay, USA showed higher  $\Delta^{199}\text{Hg}$  values ( $\Delta^{199}\text{Hg}$ :  $0.83 \pm 0.35\%$ ) (Rolison et al., 2013). In contrast, other reported isotopic compositions of PBM almost collected at continental urban/rural sites, have been characterized by negative  $\delta^{202}\text{Hg}$  and near-zero  $\Delta^{199}\text{Hg}$ , due to anthropogenic emissions (Yu et al., 2016; Das et al., 2016; Huang et al., 2016; Huang et al., 2015; Xu et al., 2017).

The isotopic compositions in PBM in this study and the similar isotopic compositions in PBM collected at island site in China (Fu et al., 2019a) were distinguishable from those collected at inland urban/rural sites, suggesting the dominated influences from marine environment rather than continental anthropogenic emissions. The primary species of PBM examined in this study was Hg(II), accounting for 78.6±13.0% (1σ, n = 9, Table S3) of total PBM. Therefore, the isotopic fractionations between TGM mostly composed by Hg<sup>0</sup>, and PBM in MBL, attributed to Hg(II) on the particle surfaces.

Slightly negative  $\Delta^{200}\text{Hg}$  and positive  $\Delta^{200}\text{Hg}$  were observed in both TGM and PBM samples, respectively (Table 1). These near-zero values were comparable to reported data observed in TGM and PBM at most sites globally (Das et al., 2016;Huang et al., 2015;Fu et al., 2019a;Fu et al., 2019b;Fu et al., 2018;Demers et al., 2015;Demers et al., 2013;Enrico et al., 2016). In addition, higher  $\Delta^{200}\text{Hg}$  values (0.19±0.18‰, 1σ, n = 69) have been commonly observed globally in wet precipitation with Hg(II) as primary species (Chen et al., 2012;Yuan et al., 2018;Gratz et al., 2010;Enrico et al., 2016;Wang et al., 2015).  $\Delta^{200}\text{Hg}$  values of samples have been used to evaluate the contribution from wet precipitation (Enrico et al., 2016). Those near-zero  $\Delta^{200}\text{Hg}$  values of TGM and PBM in this study indicated limited contributions from Hg(II) in wet precipitations via photo-reduction and re-emission from droplet surfaces to both PBM and TGM. Therefore, gaseous Hg<sup>0</sup> oxidation was implied as an important contributor to the high  $\Delta^{199}\text{Hg}$  values in PBM.

### 3.3 The oxidation processes in the MBL

MIF induced by the magnetic isotope effect (MIE) mechanism produces a ~1.0 slope in the linear regression of  $\Delta^{199}\text{Hg}$  and  $\Delta^{201}\text{Hg}$  in environmental samples, while a ~1.6 slope is created as a result of the nuclear volume effect (NVE) (Blum and Bergquist, 2007). Although the linear correlation between  $\Delta^{199}\text{Hg}$  and  $\Delta^{201}\text{Hg}$  in the PBM was insignificant ( $P > 0.05$ ), ratios of  $\Delta^{199}\text{Hg}/\Delta^{201}\text{Hg}$  (6.8±8.4, 1SD, n = 9) in the PBM samples were significantly higher than 1.0 (Fig. 4), that was the common ratios observed in PBM from sites influenced by anthropogenic emissions (Yu et al., 2016;Das et al., 2016;Huang et al., 2016;Huang et al., 2015;Xu et al., 2017). The observed ratios of  $\Delta^{199}\text{Hg}/\Delta^{201}\text{Hg}$  in the PBM were also higher than those collected at an island site in China ( $\Delta^{199}\text{Hg}/\Delta^{201}\text{Hg}$ : ~1.14) (Fu et al., 2019a), and at a coastal site in USA ( $\Delta^{199}\text{Hg}/\Delta^{201}\text{Hg}$ : ~1.12) (Rolison et al., 2013). The insignificant correlation between  $\Delta^{199}\text{Hg}$  and  $\Delta^{201}\text{Hg}$  in the PBM, and between the isotopic signatures and the percentages of oxidized Hg

225 in the PBM ( $P > 0.05$ , Table S3), indicated multiple processes inducing different fractionation rather than single oxidation process occurred.

To date, few isotopic studies have been performed on isotopic fractionation during GEM oxidation, and the mechanism has been suggested to be NVE, according to a study on  $\text{Hg}^0$  oxidation by Br and Cl atoms (Sun et al., 2016). In this study, the Hg(II) in PBM should not be attributed directly to oxidation  
230 derived by Br or Cl atoms, because Br and Cl atoms would induce negative odd-MIF in the product Hg(II) during oxidation (Sun et al., 2016) (Fig. 2 process b and c), that was inconsistent with the positive odd-MIF observed in the PBM with Hg(II) as the primary form. When the photo-reduction of aquatic Hg(II) involving dissolved organic matter occurs, especially in the MBL with high RH values, the direction of odd-MIF might reverse because positive odd-MIF would be induced in Hg(II) in aquatic layer on particle  
235 surfaces (Zheng and Hintelmann, 2009, 2010). The magnitude of photo-reduction should be much greater than oxidation derived by Br/Cl atoms to produce the observed positive odd-MIF in PBM. However, ratios of  $\Delta^{199}\text{Hg}/\Delta^{201}\text{Hg}$  in PBM measured in this study were much higher than 1.0, that value has been associated with the photo-reduction of aquatic Hg(II) (Zheng and Hintelmann, 2009, 2010; Bergquist and Blum, 2007). Therefore, Br/Cl atoms-derived photo-oxidation followed by the photo-reduction of aquatic  
240 Hg(II) should not be the primary routine leading to the isotopic compositions in PBM in this study. In addition, correlation between Hg isotopic compositions in PBM and speciated Br concentrations on the TSPs was also absent (Table S3). All of these results suggested that Br or Cl atoms were not the direct contributor to the Hg(II) in PBM in the MBL in this study.

Alternative oxidizers other than Br and Cl atoms, including the derivatives of Br/Cl atoms (e.g.,  
245  $\text{BrO}$ ,  $\text{HOCl}$ ,  $\text{OCl}^-$ ), ozone, hydroxyl radicals, nitrate radicals, and iodine radicals, might play more important roles to the Hg(II) in PBM in this study. The limited isotopic study of  $\text{Hg}^0$  oxidation prevented the specific oxidizers from being identified here. However, the following clues might be helpful to uncover the oxidizers and oxidation processes in the future. According to the isotopic signatures present in TGM and PBM, the primary oxidation of  $\text{Hg}^0$  by unidentified oxidizer should induce a positive odd-  
250 MIF in the Hg(II) (Fig. 2 process d). To date, no evidence suggests that odd-MIF could occur during the adsorption of Hg(II) on the surface of particles (Fig.2 process g), and the high ratios of  $\Delta^{199}\text{Hg}/\Delta^{201}\text{Hg}$  observed in PBM in this study indicated the insignificance of continental impacts. Therefore, the high  $\Delta^{199}\text{Hg}$  and high ratios of  $\Delta^{199}\text{Hg}/\Delta^{201}\text{Hg}$  in the PBM should be primarily attributed to the oxidation of  $\text{Hg}^0$ , following the NVE mechanism. The MIF driven by NVE shares the same direction as the MDF

255 induced during certain process (Schauble, 2007). Negative MDF must be subsequently induced in Hg(II) after oxidation, producing the negative  $\delta^{202}\text{Hg}$  and positive  $\Delta^{199}\text{Hg}$  values in the PBM examined here. Lighter isotopes prefer to be bound on the surfaces of particles, that could be the most possible reason to negative MDF (Fig.2 processes g).

It should be noted that the primary process leading to the Hg(II) in PBM could not be the primary  
260 oxidation processes of  $\text{Hg}^0$  in MBL in this study. The GOM attributed to multiple oxidizers would show a variety of occurrence forms, with different adsorption capacities on particle surfaces. The specific forms of Hg(II) on particle surfaces remained unclear in this study. Meanwhile, the oxidation processes leading to the Hg(II) in PBM might also occur in the interface reaction layer on particle surfaces. To date, the mechanisms and isotopic fractionations on the formations of GOM were poorly understood, preventing  
265 the accurate cognitions to the Hg(II) in PBM.

On the other hand, all slopes obtained by performing a linear regression of the  $\Delta^{199}\text{Hg}$  and  $\Delta^{201}\text{Hg}$  in the TGM samples were higher than 1.0 (Fig. 4). A  $\sim 1.0$  slope was commonly observed in TGM collected at sites influenced by anthropogenic emissions (Gratz et al., 2010; Yu et al., 2016; Yin et al., 2013). While lower slopes (0.5–0.8) were observed in TGM collected at remote sites located at island  
270 (Fu et al., 2018), coast (Demers et al., 2015; Rolison et al., 2013), forest (Demers et al., 2013; Fu et al., 2018; Yu et al., 2016), and summit (Fu et al., 2016). Among the three cruises, the highest slope was observed in TGM collected in 2016-summer cruise. Meanwhile, the most near-zero  $\Delta^{199}\text{Hg}$  values and lowest TGM concentrations were also observed during this cruise as mentioned. This result indicated that alternative factors elevated the slope shaped by mixing continental emissions to clean air in MBL.  
275 Positive odd-MIF and high slope of  $\Delta^{199}\text{Hg}/\Delta^{201}\text{Hg}$  (Br: 1.64; Cl: 1.89) could be induced in remained  $\text{Hg}^0$  pool when oxidation derived by Br/Cl atoms occurred (Sun et al., 2016), consistent to the odd-MIF signatures in TGM in this study. Furthermore, negative MDF would occur in  $\text{Hg}^0$  pool during the oxidation derived by Br atoms (Fig. 2 process b), that was also consistent to the negative MDF in TGM collected during two summer cruises, contrasting to the opposite direction of MDF in  $\text{Hg}^0$  when oxidation  
280 was derived by Cl atoms (Fig. 2 process c). Therefore, Br atoms were suggested to be the primary oxidizer for  $\text{Hg}^0$  in MBL, echoing the demonstration in previous publications (De Simone et al., 2013; Holmes et al., 2010; Holmes et al., 2009; Ye et al., 2016; Obrist et al., 2011).

In addition, potential alternative factors might also contribute to the transformations of TGM in this study, followed by these isotopic clues. A negative correlation ( $P < 0.01$ ) between  $\Delta^{199}\text{Hg}$  in the TGM

285 and the atmospheric temperature (17.7 to 28.4°C) was observed during the 2018-summer cruise, indicating that process inducing positive odd-MIF in TGM could be more active at lower temperatures, enhancing the oxidation and scavenging of Hg<sup>0</sup> in the MBL (Hedgecock and Pirrone, 2004). However, the correlation was absent during the 2016-summer cruise, which is possibly due to the narrow temperature range involved (22.5 to 24.7°C) (Fig. 3a), and also absent during the 2016-winter cruise with  
290 lower temperatures. Despite of the similar large temperature range (-1.4 to 12.0°C), and the similar positive correlation (P = 0.03) between  $\Delta^{199}\text{Hg}$  in TGM and TGM concentration with 2018-summer cruise (Fig. 3b), that correlation absence indicated the process might be weak during winter cruise.

Emissions from surface sea water (Fig. 2 process h) are commonly considered to be crucial to influencing atmospheric Hg in MBL. Volatilization of dissolved gaseous Hg should induce negative  
295 MDF to Hg<sup>0</sup> in the MBL (Zheng et al., 2007), which partially contributed to the negative  $\delta^{202}\text{Hg}$  observed in the TGM. This process should not produce odd-MIF (Zheng et al., 2007). According to the negative correlation observed between air temperature and  $\Delta^{199}\text{Hg}$  in TGM in 2018-summer cruise, if the elevated temperature accelerating Hg volatilization from surface sea water was an important factor shaping isotopic compositions in TGM, the similar correlation between  $\Delta^{199}\text{Hg}$  in TGM and air temperature  
300 should also be observed in winter, which was absent in this study. Also, isotopic fingerprints of both dissolved gaseous Hg<sup>0</sup> and dissolved Hg(II) in surface sea water in studied areas remained unclarified. Therefore, further studies are necessary to investigate both isotopic fractionation directions and contributions from air-sea surface exchange to isotopic compositions of TGM in MBL.

Transformations of atmospheric Hg are complicated. The mechanisms and isotopic fractionations  
305 of transformation processes are poorly understood. For instance, the photo-reduction of Hg(II) in gaseous phase (Lin and Pehkonen, 1999; Horowitz et al., 2017) might also induce odd-MIF in the Hg(II) remaining on aerosol surfaces (Fig. 2 process e). On the other hand, some gaseous mercury, e.g., MeHg and diMeHg in plume, have been suggested as important components to atmospheric Hg in MBL (Barkay et al., 2011; Baya et al., 2015), and the Hg isotopic compositions in those components remain unclear  
310 (Fig.2 process k). Effects of these two factors on isotopic compositions in TGM and PBM in the MBL cannot be ruled out.

Odd-MIF occurrences are commonly associated with photo chemical reactions (Bergquist and Blum, 2007; Sun et al., 2016). However, isotopic compositions in TGM or PBM collected in daytime and nighttime were insignificant different in this study (T-test, P > 0.05). A possible reason is that the isotopic

315 fractionations caused by photo chemical reactions were diluted due to the low time resolutions during  
sampling.

#### 4 Conclusions

Our measurements of TGM and PBM samples collected in Chinese MBL suggested Br atoms could  
be the most possible oxidant to TGM, but alternative oxidants other than Br or Cl atoms play a major  
320 role in the formation of Hg(II) in PBM. These oxidation processes could largely shift the Hg isotopes in  
the atmosphere, producing negative MDF, positive MIF, and elevated slopes in linear regression results  
of  $\Delta^{199}\text{Hg}/\Delta^{201}\text{Hg}$  in TGM, as well as more positive MIF and high ratios of  $\Delta^{199}\text{Hg}/\Delta^{201}\text{Hg}$  in PBM  
following NVE mechanism. Lower air temperature could promote relevant processes causing positive  
MIF in TGM in summer, while the relative processes might be weak in winter.

325 To our knowledge, isotopic fractionation that occurs during Hg environmental processes is diluted  
by isotopic signatures inherited from multiple emission sources, especially from anthropogenic emissions,  
and thus has been omitted in previous studies conducted at continental sites when a stable Hg isotopic  
tracking method was used. In this study, however, the mixing with continental emissions could not  
entirely lead to the isotopic signatures in atmospheric Hg. The observed isotopic signatures indicated the  
330 importance of local Hg environmental behaviours caused by an abundance of highly reactive species.  
Therefore, isotopic fractionation occurring during environmental processes should be carefully  
considered when using stable Hg isotopes to trace sources.

In this study, isotopic compositions in atmospheric Hg collected from marine areas were different  
from those collected from most inland areas. Due to the low concentrations of TGM and PBM in the  
335 MBL, the time resolutions of isotopic signatures were low. This would dilute potential isotopic  
fractionations occurring within each sampling period, e.g., the isotopic fractionation following the GOM  
concentration increasing associated with air temperature and RH changes, or the potential isotopic  
diversities associated with the gradient PBM concentration from coastal areas to open seas (Wang et al.,  
2016a; Wang et al., 2016b). In addition, many atmospheric Hg transformation processes, e.g., the  
340 reduction of Hg(II) in the gaseous phase, are still poorly understood. **Moreover, isotopic fingerprints of  
many endmembers, e.g., re-emitted gaseous Hg from surface sea water, are unknown. More studies are  
therefore needed to constrain isotopic fractionation during these processes, and isotopic compositions in**



**these endmembers.** When the sampling and isotopic measurement techniques improve, and the isotopic study of the oxidation of gaseous Hg is performed in the future, stable Hg isotopes could provide diagnostic information for clarifying the contributions of multiple environmental processes influencing atmospheric Hg chemistry, and could serve as effective tools for tracking transformation processes of atmospheric Hg in the MBL, and in other areas with a variety of atmospheric oxidants in atmosphere.

#### **Data availability**

Dataset could be accessed in <https://doi.org/10.5281/zenodo.3748831>. **Cruise tracks and wind field during three sampling cruises respectively could be obtained in <https://doi.org/10.5281/zenodo.3871222>.**

#### **Author contribution**

Ben Yu, Lin Yang, Linlin Wang, and Hongwei Liu conducted sampling and measurements; Cailing Xiao and Yong Liang assisted the measurements; Ben Yu and Jianbo Shi designed research; Ben Yu, Jianbo Shi, Qian Liu, Yongguang Yin, Ligang Hu, and Guibin Jiang wrote the paper.

#### **Competing interests**

The authors declare that they have no conflict of interest.

#### **Acknowledgements**

The authors would thank the captain and the crew of Dongfanghong II for their assistance on sample and data collection. The authors gratefully acknowledge the NOAA Air Resources Laboratory for the provision of the HYSPLIT transport and dispersion model and/or READY website (<https://www.ready.noaa.gov>) used in this publication. This work was supported by the CAS Interdisciplinary Innovation Team (JCTD-2018-04), the National Natural Science Foundation of China (41877367, 91843301, and 21707157), and the Sanming Project of Medicine in Shenzhen (SZSM201811070).

- Barkay, T., Kroer, N., and Poulain, A. J.: Some like it cold: microbial transformations of mercury in polar regions, *Polar Research*, 30, 15469, <https://doi.org/10.3402/polar.v30i0.15469>, 2011.
- Baya, P. A., Gosselin, M., Lehnerr, I., St.Louis, V. L., and Hintelmann, H.: Determination of Monomethylmercury and Dimethylmercury in the Arctic Marine Boundary Layer, *Environmental Science & Technology*, 49, 223-232, <https://doi.org/10.1021/es502601z>, 2015.
- 370 Bergquist, B. A., and Blum, J. D.: Mass-dependent and -independent fractionation of hg isotopes by photoreduction in aquatic systems, *Science*, 318, 417-420, <https://doi.org/10.1126/science.1148050>, 2007.
- Blum, J. D., and Bergquist, B. A.: Reporting of variations in the natural isotopic composition of mercury, *Analytical and Bioanalytical Chemistry*, 388, 353-359, <https://doi.org/10.1007/s00216-007-1236-9>, 2007.
- 375 Blum, J. D., Sherman, L. S., and Johnson, M. W.: Mercury Isotopes in Earth and Environmental Sciences, *Annual Review of Earth and Planetary Sciences*, 42, 249-269, <https://doi.org/10.1146/annurev-earth-050212-124107>, 2014.
- 380 Cantrell, C. A.: Technical Note: Review of methods for linear least-squares fitting of data and application to atmospheric chemistry problems, *Atmospheric Chemistry and Physics*, 8, 5477-5487, <https://doi.org/10.5194/acp-8-5477-2008>, 2008.
- Chen, J. B., Hintelmann, H., Feng, X. B., and Dimock, B.: Unusual fractionation of both odd and even mercury isotopes in precipitation from Peterborough, ON, Canada, *Geochimica Et Cosmochimica Acta*, 385 90, 33-46, <https://doi.org/10.1016/j.gca.2012.05.005>, 2012.
- Ci, Z., Zhang, X., and Wang, Z.: Elemental mercury in coastal seawater of Yellow Sea, China: Temporal variation and air-sea exchange, *Atmospheric Environment*, 45, 183-190, <https://doi.org/10.1016/j.atmosenv.2010.09.025>, 2011a.
- Ci, Z., Zhang, X., Wang, Z., and Wang, C.: Mass balance of mercury for the Yellow Sea downwind and downstream of East Asia: the preliminary results, uncertainties and future research priorities, *Biogeochemistry*, 118, 243-255, <https://doi.org/10.1007/s10533-013-9925-2>, 2014.
- 390 Ci, Z., Wang, C., Wang, Z., and Zhang, X.: Elemental mercury (Hg(0)) in air and surface waters of the Yellow Sea during late spring and late fall 2012: Concentration, spatial-temporal distribution and air/sea flux, *Chemosphere*, 119, 199-208, <https://doi.org/10.1016/j.chemosphere.2014.05.064>, 2015.
- 395 Ci, Z. J., Zhang, X. S., Wang, Z. W., and Niu, Z. C.: Atmospheric gaseous elemental mercury (GEM) over a coastal/rural site downwind of East China: Temporal variation and long-range transport, *Atmospheric Environment*, 45, 2480-2487, <https://doi.org/10.1016/j.atmosenv.2011.02.043>, 2011b.
- Das, R., Wang, X., Khezri, B., Webster, R. D., Sikdar, P. K., and Datta, S.: Mercury isotopes of atmospheric particle bound mercury for source apportionment study in urban Kolkata, India, *Elementa: Science of the Anthropocene*, 4, 000098, <https://doi.org/10.12952/journal.elementa.000098>, 2016.
- 400 De Simone, F., Gencarelli, C., Hedgecock, I., and Pirrone, N.: Global atmospheric cycle of mercury: a model study on the impact of oxidation mechanisms, *Environmental Science and Pollution Research*, 1-14, <https://doi.org/10.1007/s11356-013-2451-x>, 2013.
- Demers, J. D., Blum, J. D., and Zak, D. R.: Mercury isotopes in a forested ecosystem: Implications for air-surface exchange dynamics and the global mercury cycle, *Global Biogeochemical Cycles*, 27, 222-238, <https://doi.org/10.1002/Gbc.20021>, 2013.
- 405 Demers, J. D., Sherman, L. S., Blum, J. D., Marsik, F. J., and Dvonch, J. T.: Coupling atmospheric mercury isotope ratios and meteorology to identify sources of mercury impacting a coastal urban-

410 industrial region near Pensacola, Florida, USA, *Global Biogeochemical Cycles*, 29, 1689-1705,  
<https://doi.org/10.1002/2015GB005146>, 2015.

Enrico, M., Roux, G. L., Maruszczak, N., Heimbürger, L.-E., Claustres, A., Fu, X., Sun, R., and Sonke, J. E.: Atmospheric Mercury Transfer to Peat Bogs Dominated by Gaseous Elemental Mercury Dry Deposition, *Environmental Science & Technology*, 50, 2405-2412, <https://doi.org/10.1021/acs.est.5b06058>, 2016.

415 Estrade, N., Carignan, J., Sonke, J. E., and Donard, O. F.: Mercury isotope fractionation during liquid-vapor evaporation experiments, *Geochimica et Cosmochimica Acta*, 73, 2693-2711, <https://doi.org/10.1016/j.gca.2009.01.024>, 2009.

Estrade, N., Carignan, J., Sonke, J. E., and Donard, O. F.: Measuring Hg Isotopes in Bio-Geo-Environmental Reference Materials, *Geostandards and Geoanalytical Research*, 34, 79-93, 420 <https://doi.org/10.1111/j.1751-908X.2009.00040.x>, 2010.

Feng, X., Lu, J. Y., Grégoire, D. C., Hao, Y., Banic, C. M., and Schroeder, W. H.: Analysis of inorganic mercury species associated with airborne particulate matter/aerosols: method development, *Analytical and Bioanalytical Chemistry*, 380, 683-689, <https://doi.org/10.1007/s00216-004-2803-y>, 2004.

Fu, X., Maruszczak, N., Wang, X., Gheusi, F., and Sonke, J. E.: Isotopic Composition of Gaseous 425 Elemental Mercury in the Free Troposphere of the Pic du Midi Observatory, France, *Environmental Science & Technology*, 50, 5641-5650, <https://doi.org/10.1021/acs.est.6b00033>, 2016.

Fu, X., Yang, X., Tan, Q., Ming, L., Lin, T., Lin, C.-J., Li, X., and Feng, X.: Isotopic Composition of Gaseous Elemental Mercury in the Marine Boundary Layer of East China Sea, *Journal of Geophysical Research: Atmospheres*, 123, 7656-7669, <https://doi.org/10.1029/2018jd028671>, 2018.

430 Fu, X., Zhang, H., Feng, X., Tan, Q., Ming, L., Liu, C., and Zhang, L.: Domestic and Transboundary Sources of Atmospheric Particulate Bound Mercury in Remote Areas of China: Evidence from Mercury Isotopes, *Environmental Science & Technology*, 53, 1947-1957, <https://doi.org/10.1021/acs.est.8b06736>, 2019a.

Fu, X., Zhang, H., Liu, C., Zhang, H., Lin, C.-J., and Feng, X.: Significant Seasonal Variations in Isotopic 435 Composition of Atmospheric Total Gaseous Mercury at Forest Sites in China Caused by Vegetation and Mercury Sources, *Environmental Science & Technology*, 53, 13748-13756, <https://doi.org/10.1021/acs.est.9b05016>, 2019b.

Fu, X. W., Feng, X. B., Zhang, G., Xu, W. H., Li, X. D., Yao, H., Liang, P., Li, J., Sommar, J., Yin, R. S., and Liu, N.: Mercury in the marine boundary layer and seawater of the South China Sea: 440 Concentrations, sea/air flux, and implication for land outflow, *Journal of Geophysical Research: Atmospheres*, 115, D06303, <https://doi.org/10.1029/2009jd012958>, 2010.

Fu, X. W., Heimbürger, L. E., and Sonke, J. E.: Collection of atmospheric gaseous mercury for stable isotope analysis using iodine- and chlorine-impregnated activated carbon traps, *Journal of Analytical Atomic Spectrometry*, 29, 841-852, <https://doi.org/10.1039/C3ja50356a>, 2014.

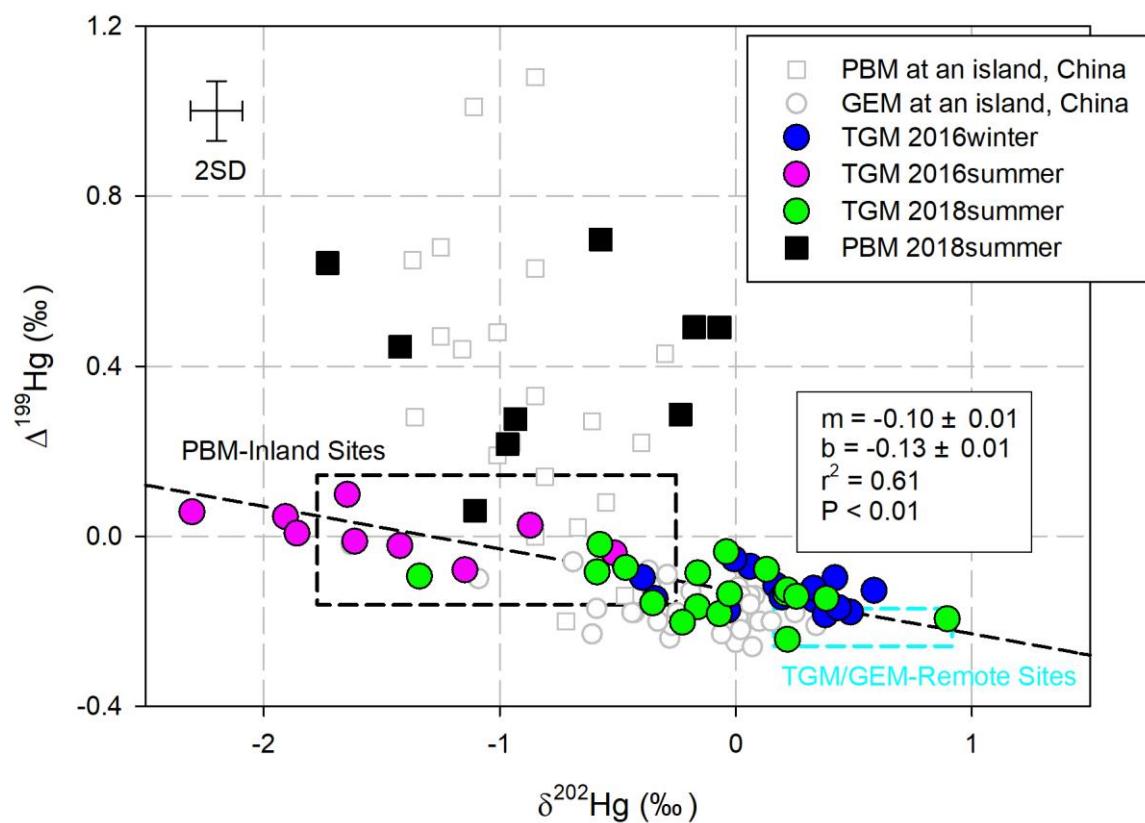
445 Fu, X. W., Zhang, H., Yu, B., Wang, X., Lin, C. J., and Feng, X. B.: Observations of atmospheric mercury in China: a critical review, *Atmospheric Chemistry and Physics*, 15, 9455-9476, <https://doi.org/10.5194/acp-15-9455-2015>, 2015.

Geng, H., Yin, R., and Li, X.: An optimized protocol for high precision measurement of Hg isotopic 450 compositions in samples with low concentrations of Hg using MC-ICP-MS, *Journal of Analytical Atomic Spectrometry*, 33, 1932-1940, <https://doi.org/10.1039/C8JA00255J>, 2018.

- Gratz, L. E., Keeler, G. J., Blum, J. D., and Sherman, L. S.: Isotopic composition and fractionation of mercury in Great Lakes precipitation and ambient air, *Environmental Science & Technology*, 44, 7764-7770, <https://doi.org/10.1021/es100383w>, 2010.
- Hedgecock, I. M., and Pirrone, N.: Mercury and photochemistry in the marine boundary layer-modelling studies suggest the in situ production of reactive gas phase mercury, *Atmospheric Environment*, 35, 3055-3062, [https://doi.org/10.1016/S1352-2310\(01\)00109-1](https://doi.org/10.1016/S1352-2310(01)00109-1), 2001.
- Hedgecock, I. M., and Pirrone, N.: Chasing quicksilver: Modeling the atmospheric lifetime of Hg<sup>0</sup> (g) in the marine boundary layer at various latitudes, *Environmental Science & Technology*, 38, 69-76, <https://doi.org/10.1021/es034623z>, 2004.
- 455 Holmes, C. D., Jacob, D. J., Mason, R. P., and Jaffe, D. A.: Sources and deposition of reactive gaseous mercury in the marine atmosphere, *Atmospheric Environment*, 43, 2278-2285, <https://doi.org/10.1016/j.atmosenv.2009.01.051>, 2009.
- 460 Holmes, C. D., Jacob, D. J., Corbitt, E. S., Mao, J., Yang, X., Talbot, R., and Slemr, F.: Global atmospheric model for mercury including oxidation by bromine atoms, *Atmospheric Chemistry and Physics*, 10, 12037-12057, <https://doi.org/10.5194/acp-10-12037-2010>, 2010.
- 465 Horowitz, H. M., Jacob, D. J., Zhang, Y. X., Dibble, T. S., Slemr, F., Amos, H. M., Schmidt, J. A., Corbitt, E. S., Marais, E. A., and Sunderland, E. M.: A new mechanism for atmospheric mercury redox chemistry: implications for the global mercury budget, *Atmospheric Chemistry and Physics*, 17, 6353-6371, <https://doi.org/10.5194/acp-17-6353-2017>, 2017.
- 470 Huang, Q., Liu, Y., Chen, J., Feng, X., Huang, W., Yuan, S., Cai, H., and Fu, X.: An improved dual-stage protocol to pre-concentrate mercury from airborne particles for precise isotopic measurement, *Journal of Analytical Atomic Spectrometry*, 30, 957-966, <https://doi.org/10.1039/c4ja00438h>, 2015.
- Huang, Q., Chen, J., Huang, W., Fu, P., Guinot, B., Feng, X., Shang, L., Wang, Z., Wang, Z., Yuan, S., Cai, H., Wei, L., and Yu, B.: Isotopic composition for source identification of mercury in atmospheric fine particles, *Atmospheric Chemistry and Physics*, 16, 11773-11786, <https://doi.org/10.5194/acp-16-11773-2016>, 2016.
- 475 Koster van Groos, P. G., Esser, B. K., Williams, R. W., and Hunt, J. R.: Isotope effect of mercury diffusion in air, *Environmental Science & Technology*, 48, 227-233, <https://doi.org/10.1021/es4033666>, 2014.
- 480 Laurier, F. J., Mason, R. P., Whalin, L., and Kato, S.: Reactive gaseous mercury formation in the North Pacific Ocean's marine boundary layer: A potential role of halogen chemistry, *Journal of Geophysical Research: Atmospheres* (1984–2012), 108, <https://doi.org/10.1029/2003JD003625>, 2003.
- Lin, C. J., and Pehkonen, S. O.: The chemistry of atmospheric mercury: a review, *Atmospheric Environment*, 33, 2067-2079, [https://doi.org/10.1016/S1352-2310\(98\)00387-2](https://doi.org/10.1016/S1352-2310(98)00387-2), 1999.
- 485 Obrist, D., Tas, E., Peleg, M., Matveev, V., Faïn, X., Asaf, D., and Luria, M.: Bromine-induced oxidation of mercury in the mid-latitude atmosphere, *Nature Geoscience*, 4, 22-26, <https://doi.org/10.1038/ngeo1018>, 2011.
- Peleg, M., Tas, E., Obrist, D., Matveev, V., Moore, C., Gabay, M., and Luria, M.: Observational Evidence for Involvement of Nitrate Radicals in Nighttime Oxidation of Mercury, *Environmental Science & Technology*, <https://doi.org/10.1021/acs.est.5b03894>, 2015.
- 490 Rolison, J. M., Landing, W. M., Luke, W., Cohen, M., and Salters, V. J. M.: Isotopic composition of species-specific atmospheric Hg in a coastal environment, *Chemical Geology*, 336, 37-49, <https://doi.org/10.1016/j.chemgeo.2012.10.007>, 2013.

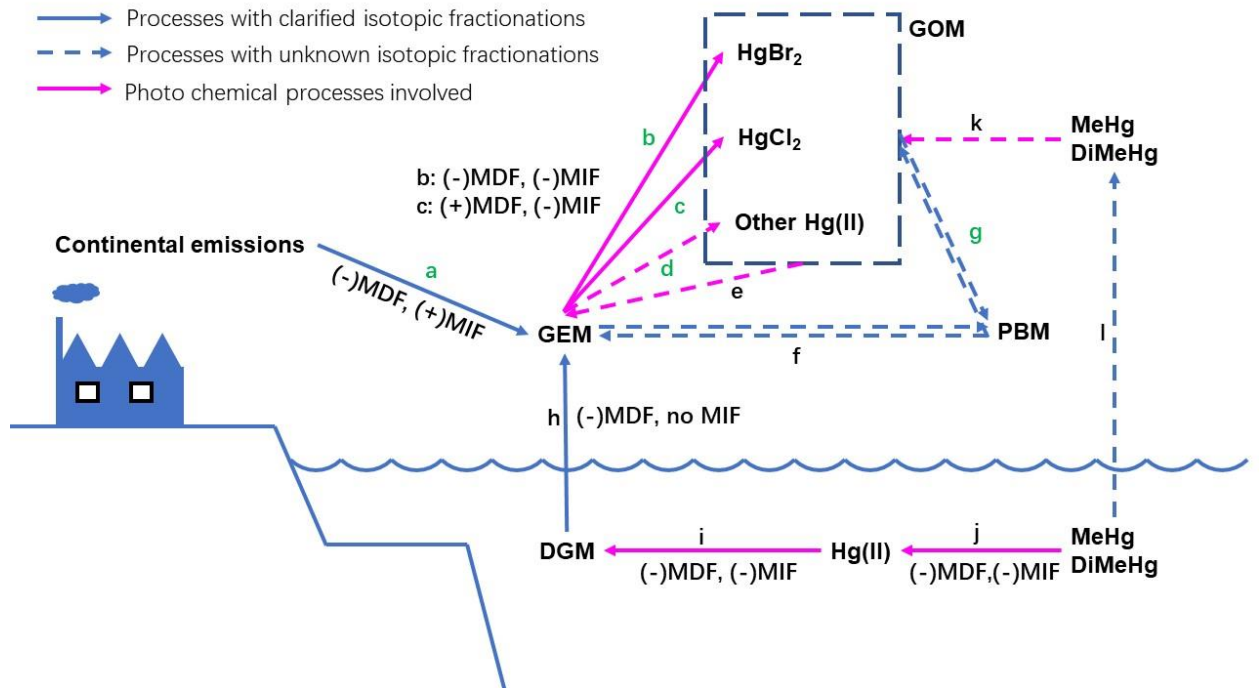
- Rolph, G., Stein, A., and Stunder, B.: Real-time Environmental Applications and Display sYstem: READY, *Environmental Modelling & Software*, 95, 210-228, <https://doi.org/10.1016/j.envsoft.2017.06.025>, 2017.
- Schauble, E. A.: Role of nuclear volume in driving equilibrium stable isotope fractionation of mercury, thallium, and other very heavy elements, *Geochimica Et Cosmochimica Acta*, 71, 2170-2189, <https://doi.org/10.1016/j.gca.2007.02.004>, 2007.
- Schroeder, W. H., and Munthe, J.: Atmospheric mercury—an overview, *Atmospheric Environment*, 32, 809-822, [https://doi.org/10.1016/S1352-2310\(97\)00293-8](https://doi.org/10.1016/S1352-2310(97)00293-8), 1998.
- Sprovieri, F., Hedgecock, I. M., and Pirrone, N.: An investigation of the origins of reactive gaseous mercury in the Mediterranean marine boundary layer, *Atmospheric Chemistry and Physics*, 10, 3985-3997, <https://doi.org/10.5194/acp-10-3985-2010>, 2010.
- Stein, A. F., Draxler, R. R., Rolph, G. D., Stunder, B. J. B., Cohen, M. D., and Ngan, F.: NOAA's HYSPLIT Atmospheric Transport and Dispersion Modeling System, *Bulletin of the American Meteorological Society*, 96, 2059-2077, <https://doi.org/10.1175/BAMS-D-14-00110.1>, 2015.
- Sun, G., Sommar, J., Feng, X., Lin, C.-J., Ge, M., Wang, W., Yin, R., Fu, X., and Shang, L.: Mass-Dependent and -Independent Fractionation of Mercury Isotope during Gas-Phase Oxidation of Elemental Mercury Vapor by Atomic Cl and Br, *Environmental Science & Technology*, 50, 9232-9241, <https://doi.org/10.1021/acs.est.6b01668>, 2016.
- Sun, R., Enrico, M., Heimbürger, L.-E., Scott, C., and Sonke, J. E.: A double-stage tube furnace—acid-trapping protocol for the pre-concentration of mercury from solid samples for isotopic analysis, *Analytical and Bioanalytical Chemistry*, 405, 6771-6781, <https://doi.org/10.1007/s00216-013-7152-2>, 2013.
- Sun, R., Sonke, J. E., Heimbürger, L.-E., Belkin, H. E., Liu, G., Shome, D., Cukrowska, E., Liousse, C., Pokrovsky, O. S., and Streets, D. G.: Mercury Stable Isotope Signatures of World Coal Deposits and Historical Coal Combustion Emissions, *Environmental Science & Technology*, 48, 7660-7668, <https://doi.org/10.1021/es501208a>, 2014.
- Timonen, H., Ambrose, J. L., and Jaffe, D. A.: Oxidation of elemental Hg in anthropogenic and marine airmasses, *Atmospheric Chemistry and Physics*, 13, 2827-2836, <https://doi.org/10.5194/acp-13-2827-2013>, 2013.
- UNEP: Global Mercury Assessment 2018, UN Environment Programme, Chemicals and Health Branch Geneva, Switzerland, 2019.
- Wang, C., Ci, Z., Wang, Z., Zhang, X., and Guo, J.: Speciated atmospheric mercury in the marine boundary layer of the Bohai Sea and Yellow Sea, *Atmospheric Environment*, 131, 360-370, <https://doi.org/10.1016/j.atmosenv.2016.02.021>, 2016a.
- Wang, C., Wang, Z., Ci, Z., Zhang, X., and Tang, X.: Spatial-temporal distributions of gaseous element mercury and particulate mercury in the Asian marine boundary layer, *Atmospheric Environment*, 126, 107-116, <https://doi.org/10.1016/j.atmosenv.2015.11.036>, 2016b.
- Wang, Z., Chen, J., Feng, X., Hintelmann, H., Yuan, S., Cai, H., Huang, Q., Wang, S., and Wang, F.: Mass-dependent and mass-independent fractionation of mercury isotopes in precipitation from Guiyang, SW China, *Comptes Rendus Geoscience*, 347, 358-367, <https://doi.org/10.1016/j.crte.2015.02.006>, 2015.
- Weiss-Penzias, P., Jaffe, D. A., McClintick, A., Prestbo, E. M., and Landis, M. S.: Gaseous Elemental Mercury in the Marine Boundary Layer: Evidence for Rapid Removal in Anthropogenic Pollution, *Environmental Science & Technology*, 37, 3755-3763, <https://doi.org/10.1021/es0341081>, 2003.

- Xu, H., Sonke, J. E., Guinot, B., Fu, X., Sun, R., Lanzanova, A., Candaudap, F., Shen, Z., and Cao, J.: Seasonal and Annual Variations in Atmospheric Hg and Pb Isotopes in Xi'an, China, *Environmental Science & Technology*, 51, 3759-3766, <https://doi.org/10.1021/acs.est.6b06145>, 2017.
- 540 Ye, Z., Mao, H., Lin, C. J., and Kim, S. Y.: Investigation of processes controlling summertime gaseous elemental mercury oxidation at midlatitudinal marine, coastal, and inland sites, *Atmospheric Chemistry and Physics*, 16, 8461-8478, <https://doi.org/10.5194/acp-16-8461-2016>, 2016.
- Yin, R., Feng, X., Foucher, D., Shi, W., Zhao, Z., and Wang, J.: High precision determination of mercury isotope ratios using online mercury vapor generation system coupled with multicollector inductively coupled plasma-mass spectrometer, *Chinese Journal of Analytical Chemistry*, 38, 929-934, [https://doi.org/10.1016/S1872-2040\(09\)60055-4](https://doi.org/10.1016/S1872-2040(09)60055-4), 2010.
- 545 Yin, R., Feng, X., and Meng, B.: Stable mercury isotope variation in rice plants (*Oryza sativa* L.) from the Wanshan mercury mining district, SW China, *Environ Sci Technol*, 47, 2238-2245, <https://doi.org/10.1021/es304302a>, 2013.
- 550 Yu, B., Fu, X., Yin, R., Zhang, H., Wang, X., Lin, C.-J., Wu, C., Zhang, Y., He, N., Fu, P., Wang, Z., Shang, L., Sommar, J., Sonke, J. E., Maurice, L., Guinot, B., and Feng, X.: Isotopic Composition of Atmospheric Mercury in China: New Evidence for Sources and Transformation Processes in Air and in Vegetation, *Environmental Science & Technology*, 50, 9262-9269, <https://doi.org/10.1021/acs.est.6b01782>, 2016.
- 555 Yuan, S., Chen, J., Cai, H., Yuan, W., Wang, Z., Huang, Q., Liu, Y., and Wu, X.: Sequential samples reveal significant variation of mercury isotope ratios during single rainfall events, *Science of The Total Environment*, 624, 133-144, <https://doi.org/10.1016/j.scitotenv.2017.12.082>, 2018.
- Zheng, W., Foucher, D., and Hintelmann, H.: Mercury isotope fractionation during volatilization of Hg(0) from solution into the gas phase, *Journal of Analytical Atomic Spectrometry*, 22, 1097-1104, <https://doi.org/10.1039/B705677j>, 2007.
- 560 Zheng, W., and Hintelmann, H.: Mercury isotope fractionation during photoreduction in natural water is controlled by its Hg/DOC ratio, *Geochimica Et Cosmochimica Acta*, 73, 6704-6715, <https://doi.org/10.1016/j.gca.2009.08.016>, 2009.
- Zheng, W., and Hintelmann, H.: Isotope fractionation of mercury during its photochemical reduction by low-molecular-weight organic compounds, *The journal of physical chemistry. A*, 114, 4246-4253, <https://doi.org/10.1021/jp9111348>, 2010.
- 565



570 **Figure 1: The scatter plot of  $\delta^{202}\text{Hg}$  and  $\Delta^{199}\text{Hg}$  in TGM and PBM samples in this study, illustrated with reported isotopic compositions in GEM (Fu et al., 2018) and PBM (Fu et al., 2019a) collected at Huaniao island site in East China Sea, reported data ranges (mean $\pm$ SD) of isotopic compositions in TGM/GEM from the remote sites globally (Demers et al., 2015; Yu et al., 2016; Demers et al., 2013; Fu et al., 2016), and in PBM from inland sites (Yu et al., 2016; Das et al., 2016; Huang et al., 2016; Huang et al., 2015; Xu et al., 2017). Error bars refer to max  $2\sigma$  for samples in this study.**

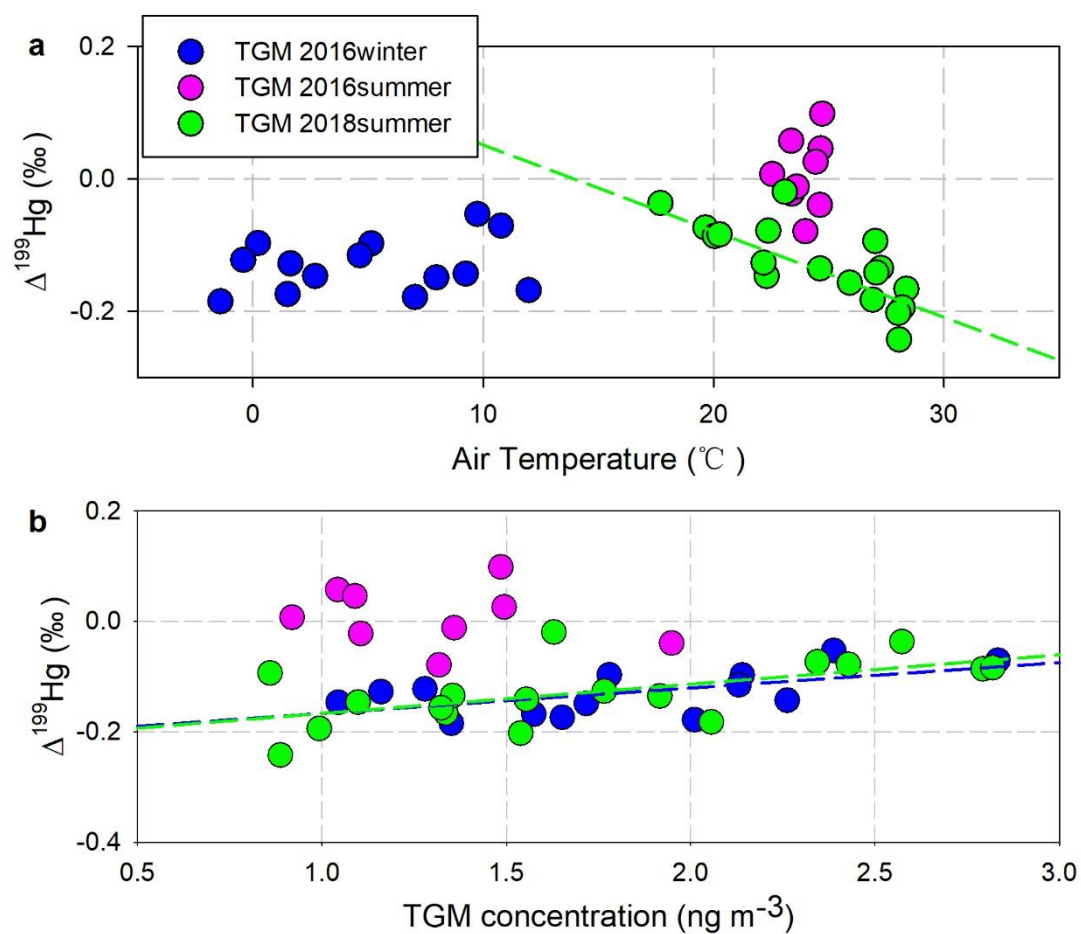
575



**Figure 2: The atmospheric processes of Hg in MBL with inducing isotopic fractionations (MDF and only odd-MIF directions). a: the mixing with continental emissions; b: oxidation by Br atoms; c: oxidation by Cl atoms; d: oxidations by alternative oxidants; e: photo-reductions of gaseous Hg(II); f: adsorption and desorption of Hg<sup>0</sup> on airborne particle surfaces; g: adsorption and desorption of Hg(II) on airborne particle surfaces; h: volatilization of dissolved gaseous Hg<sup>0</sup> from surface sea water; i: photo-reduction of aquatic Hg(II); j: photo-decomposition of aquatic MeHg/diMeHg; k: photo-decomposition of gaseous MeHg/diMeHg; l: volatilization of dissolved MeHg/diMeHg.**

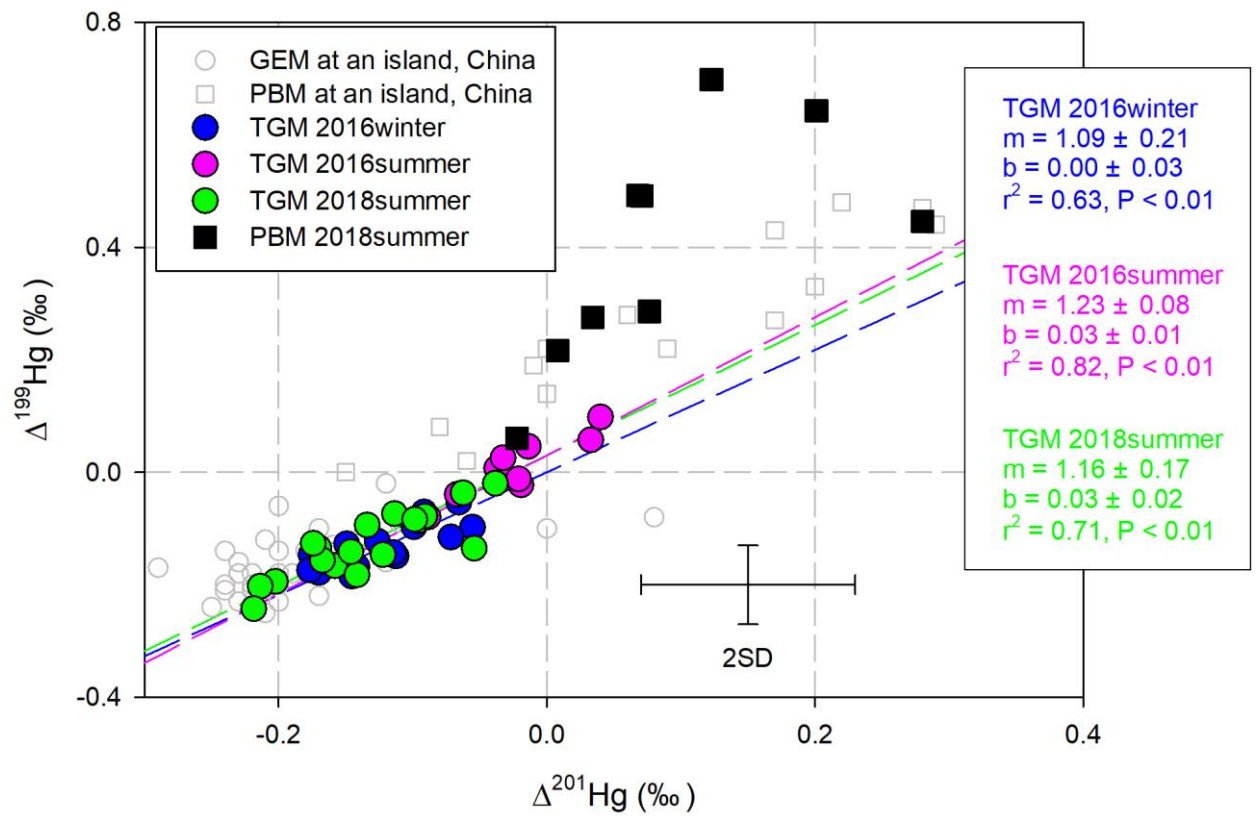
580





585

**Figure 3:** The correlation between  $\Delta^{199}\text{Hg}$  in the TGM and air temperatures (panel a), and between  $\Delta^{199}\text{Hg}$  in the TGM and TGM concentrations (panel b). Regressions lines were coloured to match the TGM scatters.



590 **Figure 4:** Scatter plot of  $\Delta^{199}\text{Hg}$  and  $\Delta^{201}\text{Hg}$  in the TGM and PBM samples, illustrated with reported data obtained at Huaniao island sites in East China Sea (Fu et al., 2018;Fu et al., 2019a). Regression lines were coloured to match the TGM scatters. Error bars refer to  $2\sigma$  for samples in this study.

595

**Table 1: Statistical summary table of isotopic data in this study. The comparing data from previous publications is characterized to TGM in remote area (Demers et al., 2013; Demers et al., 2015; Fu et al., 2016; Fu et al., 2018; Yu et al., 2016), GEM in an island located in East China Sea (Fu et al., 2018), PBM collected at inland sites (Yu et al., 2016; Das et al., 2016; Huang et al., 2016; Huang et al., 2015; Xu et al., 2017), and PBM collected in a coastal site in United States (Rolison et al., 2013) and the same island in East China Sea (Fu et al., 2019b).**

Sample	Sampling	Concentration*	1 $\sigma$ *	$\delta^{202}\text{Hg}$	1 $\sigma$	$\Delta^{199}\text{Hg}$	1 $\sigma$	$\Delta^{200}\text{Hg}$	1 $\sigma$	$\Delta^{201}\text{Hg}$	1 $\sigma$
	Time	ng (pg) m <sup>-3</sup>	ng (pg) m <sup>-3</sup>	(‰)	(‰)	(‰)	(‰)	(‰)	(‰)	(‰)	(‰)
TGM	2016-winter	1.81	0.51	0.19	0.30	-0.13	0.04	-0.03	0.02	-0.12	0.04
TGM	2016-summer	1.31	0.31	-1.48	0.56	0.01	0.05	-0.03	0.04	-0.02	0.04
TGM	2018-summer	1.74	0.64	-0.09	0.48	-0.13	0.06	-0.05	0.04	-0.13	0.05
PBM	2018-summer	14.3	19.8	-0.80	0.58	0.40	0.21	0.01	0.03	0.09	0.10
TGM/GEM-remote				0.54	0.38	-0.21	0.04	-0.05	0.03	-0.20	0.04
GEM-island				-0.21	0.39	-0.16	0.06	-0.06	0.04	-0.18	0.07
PBM-inland				-1.01	0.76	-0.01	0.15	0.03	0.04	-0.03	0.14
PBM-coastal/island				-0.87	0.36	0.50	0.41	0.10	0.06	0.35	0.39

600

\*: The concentrations reported in this study were calculated by measured THg concentrations in trapping solution and measured air volume during sampling. The TGM concentrations were reported in unit of ng m<sup>-3</sup>, and PBM concentrations were reported in unit of pg m<sup>-3</sup>.

605