

Snow-induced buffering in aerosol–cloud interactions

Takuro Michibata¹, Kentaroh Suzuki², and Toshihiko Takemura¹

¹Research Institute for Applied Mechanics, Kyushu University, Fukuoka 816-8580, Japan

²Atmosphere and Ocean Research Institute, The University of Tokyo, Chiba 277-8568, Japan

Correspondence: Takuro Michibata (michibata@riam.kyushu-u.ac.jp)

Abstract. Complex aerosol–cloud–precipitation interactions lead to large differences in estimates of aerosol impacts on climate among general circulation models (GCMs) and satellite retrievals. Typically, precipitating hydrometeors are treated diagnostically in most GCMs, and their radiative effects are ignored. Here, we quantify how the treatment of precipitation influences the simulated effective radiative forcing due to aerosol–cloud interactions (ERF_{aci}) using a state-of-the-art GCM with a two-moment prognostic precipitation scheme that incorporates the radiative effect of precipitating particles, and investigate how microphysical process representations are related to macroscopic climate effects. Prognostic precipitation substantially weakens the magnitude of ERF_{aci} (by approximately ~~75%~~54%) compared with the traditional diagnostic scheme, and this is the result of the increased longwave (warming) and weakened shortwave (cooling) components of ERF_{aci} . The former is attributed to additional adjustment processes induced by falling snow, and the latter stems largely from riming of snow by collection of cloud droplets. The significant reduction in ERF_{aci} does not occur without prognostic snow, which contributes mainly by buffering the cloud response to aerosol perturbations through depleting cloud water via collection. Prognostic precipitation also alters the regional pattern of ERF_{aci} , particularly over northern mid-latitudes where snow is abundant. The treatment of precipitation is thus a highly influential controlling factor of ERF_{aci} , contributing more than other uncertain “tunable” processes related to aerosol–cloud–precipitation interactions. This change in ERF_{aci} caused by the treatment of precipitation is large enough to explain the existing difference in ERF_{aci} between GCMs and observations.

1 Introduction

Aerosols play significant roles in the climate system (Twomey, 1977; Albrecht, 1989) by modifying the radiation budget (aerosol–radiation interactions; ARI) and the hydrological cycle through interactions with clouds (aerosol–cloud interactions; ACI). Quantitative estimates of anthropogenic aerosol forcing, however, are still largely uncertain (Boucher et al., 2013) because of the complex interactions among aerosols, clouds, and climate across wide spatiotemporal scales (Mülmenstädt and Feingold, 2018). Reducing these uncertainties associated with the effect of aerosol forcing on climate is one of the most challenging issues in climate science (Seinfeld et al., 2016).

A key uncertainty arises from the complex response of clouds to aerosol perturbations (Wang et al., 2012). Clouds are considered to respond to perturbed aerosols in two opposing ways; i.e., the so-called “cloud lifetime” effect (Albrecht, 1989) and the “buffered system” effect (Stevens and Feingold, 2009), in a regime-dependent manner (Wood, 2012; Michibata et al., 2016). The cloud water susceptibility to aerosols depends strongly upon cloud type (Christensen et al., 2016), as well as

ambient environmental conditions (Toll et al., 2019), which results in non-monotonic cloud responses (Gryspeerd et al., 2019) and therefore diverse impacts on climate (Chen et al., 2014).

These observational findings are also supported by process modeling studies using large-eddy simulations (Lebo and Feingold, 2014; Seifert et al., 2015). General circulation models (GCMs), however, show a large spread in cloud susceptibility to aerosols (Ghan et al., 2016; Zhang et al., 2016), and tend to overestimate the magnitude of ACI compared with satellite retrievals (Malavelle et al., 2017). This means that current GCMs are not able to reproduce the buffering of cloud responses to aerosol perturbations (Jing et al., 2019). Aerosol-induced radiative forcing at the top of the atmosphere (TOA) that includes rapid adjustments caused by ACI, termed effective radiative forcing (ERF_{aci}), varies widely among GCMs (Shindell et al., 2013; Zelinka et al., 2014). This results in a “best estimate” of global annual mean ERF_{aci} of -0.45 W m^{-2} with a 90% confidence interval of -1.2 to 0.0 W m^{-2} (Boucher et al., 2013), as reported in the fifth assessment report of the Intergovernmental Panel on Climate Change (IPCC AR5). This uncertainty range has remained large (e.g., Bellouin et al., 2020) since the early IPCC reports.

As a consequence of the challenges described above, GCMs tend to show ~~a stronger (i.e., too negative)~~ **more negative** ERF_{aci} than that inferred from satellite retrievals (Quaas et al., 2009; Chen et al., 2014) even though retrieval errors (Ma et al., 2018) are considered (Michibata and Suzuki, 2020). ~~Given that aerosols can exert a substantial cooling effect for fixed meteorology in shallow warm clouds (Rosenfeld et al., 2019),~~ **This suggests that** current GCMs may be missing a compensating warming effect caused by aerosols. The “missing warming” in GCMs may be solved by taking aerosol effects on (i) deep convective clouds (Wang et al., 2011) and (ii) mixed-phase clouds (Lohmann and Hoose, 2009) into consideration, as these effects can modify the ice microphysics due to aerosols and also lead to an adjustment in the longwave component (Lohmann, 2017). A recent multi-model analysis (Heyn et al., 2017) demonstrated that simpler GCMs that parameterize the aerosol effect on liquid-phase clouds alone have negligibly small longwave ERF, whereas more sophisticated GCMs that include microphysical adjustments of ice- and mixed-phase clouds as well as liquid-phase clouds produce larger magnitude ERF values for both the terrestrial (ERF^{LW}) and solar (ERF^{SW}) components. The changes to ERF^{LW} and ERF^{SW} were found to nearly cancel each other out and result in a net ERF (ERF^{Net}) of a magnitude that is similar to that generated by the simpler GCMs. The robustness of this near cancelation, however, largely depends on how microphysical processes in ice- and mixed-phase clouds, which are typically much more complex than in liquid-phase clouds (Lohmann, 2017), are represented in GCMs.

Among these processes, precipitation processes involving falling hydrometeors (i.e., rain and snow) are particularly simplified in current GCMs, which is likely to lead to nonnegligible uncertainty in ERF_{aci} (Gettelman, 2015). In general, precipitation is treated diagnostically in GCMs (hereinafter “DIAG”), with precipitation being immediately removed from the atmosphere within a single model timestep. This overweights autoconversion relative to accretion to produce precipitation (Posselt and Lohmann, 2008), which results in the pronounced sensitivity of cloud water to aerosols because autoconversion is the only process that directly depends on aerosols (Gettelman et al., 2013). Snow also has significant effects on collection processes among other hydrometeors (Sant et al., 2015), as well as on atmospheric circulation (Li et al., 2014). However, snow-induced impacts on ERF_{aci} are much less understood (Waliser et al., 2011) because extremely limited GCMs incorporate prognostic precipitation with the radiative effects of falling hydrometeors (see discussion in Michibata et al. (2019)).

This study investigates this unexplored area of ACI, with a particular focus on precipitation (rain and snow) processes and their impacts on ERF_{aci} , and with the goal of advancing our understanding of the fundamental linkage of microphysical process representations to their macroscopic climate effects. For this purpose, we use a recently developed global aerosol–climate model, MIROC6-SPRINTARS (Tatebe et al., 2019), which is implemented with a two-moment prognostic precipitation scheme (hereinafter “PROG”) that includes the radiative effects of precipitation (Michibata et al., 2019). Through a comparison with the traditional DIAG scheme, we use the PROG-scheme model to identify the source of discrepancies in ERF_{aci} between GCMs and satellite observations that are related to precipitation processes. A suite of sensitivity experiments is also performed with the model to isolate the relative contributions of different microphysical processes to ERF_{aci} and to quantify how uncertainties inherent in these processes translate to ERF_{aci} uncertainty. This single-model approach has the advantage of not being affected by varying physics representations, as in the case of multi-model analysis (cf. Materials and Methods).

2 Materials and methods

2.1 MIROC6-SPRINTARS aerosol–climate model

We used version 6 of the global aerosol–climate model, MIROC6-SPRINTARS (Tatebe et al., 2019) in this work. The aerosol module, SPRINTARS (Takemura et al., 2009), predicts the mass mixing ratios of the main aerosol species in the troposphere (black carbon, organic matter, sulfate, soil dust, and sea salt) and gas-phase precursors of sulfate (sulfur dioxide and dimethyl sulfide) and organic matter (terpene and isoprene). The cloud microphysics are based on the prognostic probability density function (PDF) scheme, which represents the subgrid-scale variability of temperature and total water content (Watanabe et al., 2009), and is coupled to an ice microphysics scheme (Wilson and Ballard, 1999). The model treats cloud water and ice using a two-moment representation, by prognosing both mass and number mixing ratios (Takemura et al., 2009). Cloud droplet nucleation is represented by a Köhler-theory-based parameterization (Abdul-Razzak and Ghan, 2000). Note that although the standard version of MIROC6-SPRINTARS uses Berry’s autoconversion parameterization (Berry, 1968), results presented in this paper apply an alternative formulation based on Khairoutdinov and Kogan (2000), which is used in the PROG version (Michibata et al., 2019) for a robust comparison (described later). The default MIROC6-SPRINTARS model treats precipitation diagnostically, and its radiative effect is not considered.

We also used another version of the model that employs a prognostic precipitation framework (Michibata et al., 2019). This version prognoses mass and number mixing ratios for both rain and snow, as well as cloud liquid and ice condensates (full two-moment scheme). Microphysical processes are calculated iteratively by using sub-time steps (60 s), except for the sedimentation of precipitation, which can be shorter subject to the vertical CFL criteria. The PROG scheme considers the radiative effect of precipitating hydrometeors. The particle shapes of solid hydrometeors are prescribed by assuming hexagonal columns for cloud ice and dendrite crystals for snow bulk categories, which correspond to elements of a radiation table (Yang et al., 2013). For more details, please refer to the model description for the latest version of MIROC6 (Tatebe et al., 2019; Michibata et al., 2019).

2.2 Experimental setup

95 We performed sets of simulations with different aerosol emissions for the years 2000 (present-day; PD) and 1850 (pre-industrial; PI). All simulations used prescribed climatological sea surface temperature and sea ice. Simulations were integrated for 6 years, with the last 5 years being used in the subsequent analysis. The model resolution was T85L40 (ca. 1.4° resolution in longitude and latitude with 40 vertical levels), and the standard model timestep was 12 min. ~~We have confirmed that the~~
The modeled cloud cover and its horizontal distribution (Fig. S1) are in good agreement with CALIPSO-GOCCP satellite
100 data (Chepfer et al., 2010) in PROG but underestimated in DIAG, which were evaluated using the COSP2 satellite simulator package (Swales et al., 2018) using an additional full one-year run under the PD conditions.

Additional sensitivity experiments were performed, by replacing the precipitation framework, changing the liquid autoconversion scheme, and masking ice microphysics and aerosol freezing processes (discussed later in Sect. 4). To quantify how the treatment of precipitation influences the simulated ERF_{aci} , two experiments; i.e., one that incorporates a prognostic treatment
105 of rain but not snow (PRDS), and another that applies the full prognostic version (PROG), were compared with the default simulation with diagnostic precipitation (DIAG). To evaluate the snow radiative effect, a pair of simulations with and without snow radiation were also carried out using the PROG framework. For liquid microphysics, four commonly used autoconversion schemes (BE68 (Berry, 1968); BE94 (Beheng, 1994); LD04 (Liu and Daum, 2004); and SB06 (Seifert and Beheng, 2006)) were compared with the default PROG simulation using the KK00 scheme (Khairoutdinov and Kogan, 2000). Results from
110 the sensitivity experiments which were adjusted by a factor of 0.1 for the ~~WBF-effect~~ Wegener–Bergeron–Findeisen (WBF) process (Wegener, 1911; Bergeron, 1935; Findeisen, 1938), aggregation, riming efficiency, and freezing ratios of homo- and heterogeneous nucleation, were subtracted from the default PROG result to quantify the impact of the targeted process. ~~If needed, these experiments were retuned so that the imbalance of the radiative flux at the TOA remained within 1.0 W m^{-2} .~~ In this study, ERF_{aci} is defined as the change in net cloud radiative forcing at the TOA under clean-sky (Ghan, 2013) with fixed
115 ocean conditions, but allows atmospheric processes including rapid adjustments in the response to aerosol changes, from PI to PD (Boucher et al., 2013).

If needed, these experiments were retuned so that the imbalance of the radiative flux at the TOA remained within 1.0 W m^{-2} . Model tuning was conducted by modifying scale factor for accretion rate but not autoconversion for warm rain process because the latter can influence the magnitude of ACI due to the direct relation to droplet number (Michibata and Takemura, 2015; Jing
120 et al., 2019) and thus the precipitation initiation (Mülmenstädt et al., 2020). This is effective for modifying SW radiation, but if needed, cloud ice and snow processes were also tuned for modifying LW radiation by changing scale factors for the fall speed of hydrometeors, which may be uninfluential on ERF_{aci} because they are not involved directly in the hydrometeor number densities.

3 Weakening of ERF_{aci} with prognostic precipitation

125 Figure 1 compares geographical distributions of ERF_{aci} simulated by the DIAG and PROG models. In DIAG, a strong negative ERF_{aci} is observed over East Asia, Europe, and North America where anthropogenic pollution dominates. This is attributed to

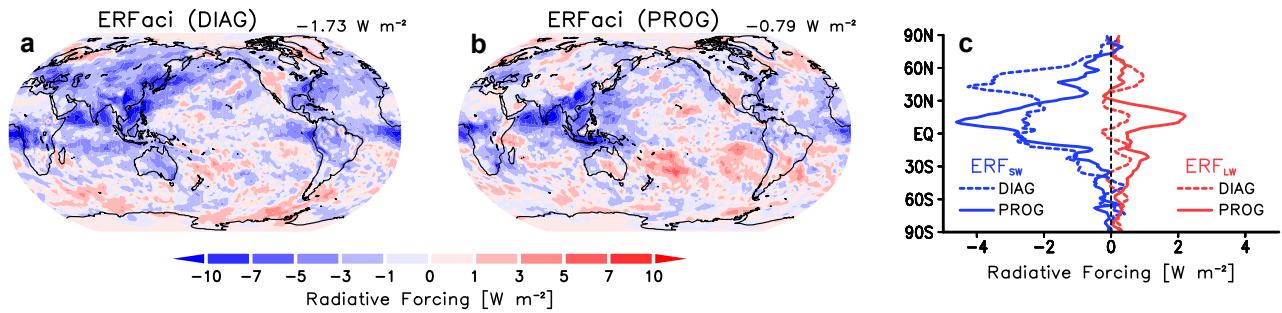


Figure 1. Geographical distribution of the annual mean **clean-sky** ERF_{aci} for the (a) DIAG and (b) PROG precipitation schemes. ERF_{aci} is decomposed into (red) longwave and (blue) shortwave components in the (c) zonal mean field for the (dashed) DIAG and (solid) PROG schemes.

the cloud lifetime effect caused by anthropogenic aerosols, which increases low warm clouds and hence shortwave reflectance. The global annual mean ERF_{aci} reaches -1.1 -1.7 W m^{-2} , which is ~~near the upper bound~~ **outside the bound** of the uncertainty range (-1.2 W m^{-2}) in IPCC AR5. The geographical pattern is consistent with other GCMs (Shindell et al., 2013; Zelinka et al., 2014).

In PROG, however, the majority of the strong negative forcing over anthropogenic regions is reduced significantly, resulting in a reduction of around ~~75%~~ **54%** in global-mean ERF_{aci} . Although the geographical pattern is somewhat different from previous reports using other GCMs (discussed in the next section), the global mean ERF_{aci} (-0.3 -0.8 W m^{-2}) is much closer to satellite-based estimates (Chen et al., 2014; Christensen et al., 2016, 2017; **Douglas and L'Ecuyer, 2020**). ~~The total ERF associated with ARI and ACI ($\text{ERF}_{\text{ari+aci}}$) in PROG (-0.7 W m^{-2}) is only half that generated by DIAG (-1.4 W m^{-2}), which means that the changes to $\text{ERF}_{\text{ari+aci}}$ are driven mostly by ACI rather than ARI.~~ **The total aerosol ERF associated with ARI and ACI ($\text{ERF}_{\text{ari+aci}}$) in PROG (-1.1 W m^{-2}) is only half that generated by DIAG (-2.1 W m^{-2}).**

This significant reduction (~~i.e., closer to zero~~) in ERF_{aci} in PROG results from a substantial weakening of $\text{ERF}_{\text{aci}}^{\text{SW}}$ particularly over mid-latitudes of the Northern Hemisphere, and enhanced warming of $\text{ERF}_{\text{aci}}^{\text{LW}}$ over low latitudes in both hemispheres (Fig. 1c). **The zonal distribution shows that stronger (weaker) $\text{ERF}_{\text{aci}}^{\text{LW}}$ accompanies stronger (weaker) $\text{ERF}_{\text{aci}}^{\text{SW}}$, which is in line with Heyn et al. (2017).** To understand the impact of precipitation treatment on ERF_{aci} , decompositions of global mean ERF_{aci} into its SW and LW components are shown for alternate configurations of precipitation in MIROC6 (Fig. 2). Figure 2 confirms that the significant reduction of ERF_{aci} in PROG is contributed to by both increased $\text{ERF}_{\text{aci}}^{\text{LW}}$ and weakened $\text{ERF}_{\text{aci}}^{\text{SW}}$, in stark contrast to previous CMIP5 model results (Heyn et al., 2017) in which cloud-ice-induced changes to $\text{ERF}_{\text{aci}}^{\text{SW}}$ and $\text{ERF}_{\text{aci}}^{\text{LW}}$ cancel each other out to result in few net ERF changes within the DIAG framework. This difference in the present study from previous results is attributed to the snow-induced modulation of ACI newly incorporated into our model.

The impact of snow on ACI can be understood in more detail using the results shown in Fig. 2, which includes two intermediate versions of PROG; i.e., one that incorporates prognostic rain but diagnostic snow (PRDS) to isolate the relative impacts of rain vs snow on ERF_{aci} , and one that represents prognostic rain and snow but without the radiative effects of snow

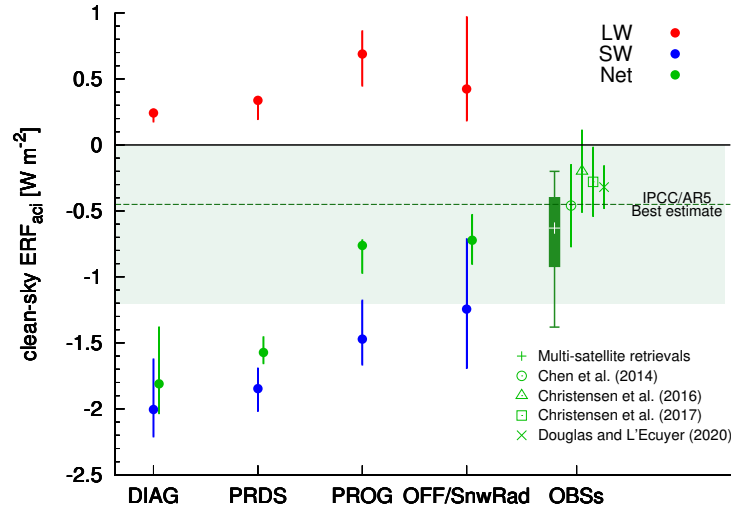


Figure 2. ERF_{aci} ($\text{ERF}_{\text{aci}}^{\text{Net}}$ in green; $\text{ERF}_{\text{aci}}^{\text{LW}}$ in red; $\text{ERF}_{\text{aci}}^{\text{SW}}$ in blue) simulated from MIROC6 with different precipitation frameworks. The $\text{ERF}_{\text{aci}}^{\text{Net}}$ values from observation-based studies (Chen et al., 2014; Christensen et al., 2016, 2017; Ma et al., 2018; Douglas and L’Ecuyer, 2020) and their probable range (box-whisker) calculated by correcting the effect of retrieval limitations (Michibata and Suzuki, 2020) based on Ma et al. (2018) are also shown. Error bars and plots in MIROC6 represent the minimum/maximum and median of the interannual variability, respectively. Shaded in light-green is the uncertainty range of ERF_{aci} estimated from IPCC AR5 (Boucher et al., 2013). The prognostic rain with diagnostic snow scheme is denoted as “PRDS”. The sensitivity experiment without snow radiative effects is denoted as “OFF/SnwRad”.

150 (OFF/SnwRad). Regarding the LW component, the global mean $\text{ERF}_{\text{aci}}^{\text{LW}}$ of PROG ($+0.7 \text{ W m}^{-2}$) is more than twice as large as those of DIAG ($+0.2 \text{ W m}^{-2}$) and PRDS ($+0.3 \text{ W m}^{-2}$). The OFF/SnwRad simulation also shows weaker $\text{ERF}_{\text{aci}}^{\text{LW}}$ relative to the standard PROG simulation (Fig. 2). These results suggest that the warming LW effect comes mainly from adjustments induced by snow together with its radiative effects, in addition to cloud-ice effects included in CMIP5 models as well as our model. The $\text{ERF}_{\text{aci}}^{\text{LW}}$ is significant over the Indian Ocean and Southeast Asia (not shown), which is also similar to the other

155 model, CAM5-MARC-ARG (Grandey et al., 2018). This is attributable to the increased ice nuclei (IN) due to biomass burning for example, partly supporting the convective invigoration (Rosenfeld et al., 2014) although GCMs do not have enough capability to resolve the convective cloud systems. The increased IN results in a faster glaciation and thus enhances snowfall due to the WBF process (i.e., glaciation indirect effect). These mixed- and ice-phase microphysical processes are more elaborated in the PROG scheme, and the associated LW change induced by snow is incorporated only in the PROG, which contributes to

160 the higher $\text{ERF}_{\text{aci}}^{\text{LW}}$ across the globe.

The PROG scheme also reduces the SW component ($\text{ERF}_{\text{aci}}^{\text{SW}}$) relative to DIAG, particularly over anthropogenic regions (Fig. 1b) in the Northern Hemisphere mid-latitudes. A well-known mechanism for the reduction in $\text{ERF}_{\text{aci}}^{\text{SW}}$ is the enhancement of accretion with a smaller contribution from autoconversion, as in PROG (not shown), with only the latter process depending upon the cloud droplet number concentration (N_c) (Posselt and Lohmann, 2008). The smaller contribution of autoconversion

165 in PROG mitigates the excessive cloud water susceptibility to aerosols that occurs in DIAG models (Gettelman et al., 2015; Michibata et al., 2019). However, Fig. 2 shows that the replacement in liquid-phase precipitation alone from DIAG to PRDS cannot explain the significant reduction of ERF_{aci}^{SW} from DIAG to PROG, suggesting that ice-phase processes involving falling snow influence the magnitude of ERF_{aci}^{SW} , as discussed in the next section.

This reduction of ERF_{aci}^{SW} in PROG relative to DIAG is also impossible to explain by the response of cloud ice alone, 170 because cloud ice should increase ERF_{aci}^{SW} towards more negative values because of aerosol-induced increases in cloud optical thickness. This is indeed what is happening with the DIAG framework in the CMIP5 multi-model results (Heyn et al., 2017), in which models with aerosol effects on cloud ice (not snow) show much stronger ERF_{aci}^{SW} , which is large enough to cancel the enhancement of ERF_{aci}^{LW} . In contrast, our PROG model reduces ERF_{aci}^{SW} . We hypothesize that the prognostic treatment of snow plays an important role in weakening ERF_{aci}^{SW} through microphysical processes involving cloud water and snow, as 175 discussed below.

4 Relationship of microphysics and ERF_{aci}

Next, we discuss the role of prognostic precipitation in determining ERF_{aci} by addressing the following two questions raised in the previous section:

1. *Why does the geographical pattern of ERF_{aci} in PROG differ from that of DIAG?*
- 180 2. *Why does the prognostic treatment of snow effectively weaken ERF_{aci}^{SW} ?*

To this end, we first explore how precipitating hydrometeors can modulate the cloud water susceptibility to perturbed aerosols. Figure 3 shows how the change in the cloud liquid water path (CLWP) relates to changes in precipitating hydrometeor paths; i.e., the rainwater path (RWP) and the snow water path (SWP), through pre-industrial (PI) to present-day (PD) changes in aerosols. The PD minus PI change (susceptibility) in RWP is highly correlated ($r = 0.59$) with that in CLWP (Fig. 3a). We 185 interpret this strong correlation to be the result of the close co-variance of cloud and rainwater through aerosol perturbations, with the cloud water being a direct source of the rainwater. The PD minus PI change in SWP is also positively correlated, though weaker ($r = 0.39$), than that in CLWP (Fig. 3b), suggesting that precipitating snow also co-varies with cloud water through aerosol perturbations. Given that SWP is significantly larger than RWP in our model (Fig. S2; see also Michibata et al. (2019)), and that snowflakes, with residence times longer than those of rain, are more likely to interact with clouds, the 190 increased CLWP caused by anthropogenic aerosols can act as an efficient source of snow via interactions among cloud droplets and snowflakes (e.g., riming), likely resulting in the evident robust positive relationship.

These positive correlations between precipitating hydrometeors and cloud water suggest that aerosol-induced increases in ~~the water mass suspended in the atmosphere~~ cloud mass are caused, in part, by increases of rain and snow in PROG, in contrast to those caused by increases of cloud water and ice alone in DIAG. Given that raindrops and snowflakes are optically much thinner 195 in the SW spectrum than cloud droplets and ice crystals, respectively, increases of precipitating hydrometeors can explain both the stronger ERF_{aci}^{LW} and weaker ERF_{aci}^{SW} in PROG compared with DIAG (Figs. 1 and 2). Furthermore, falling snow is more

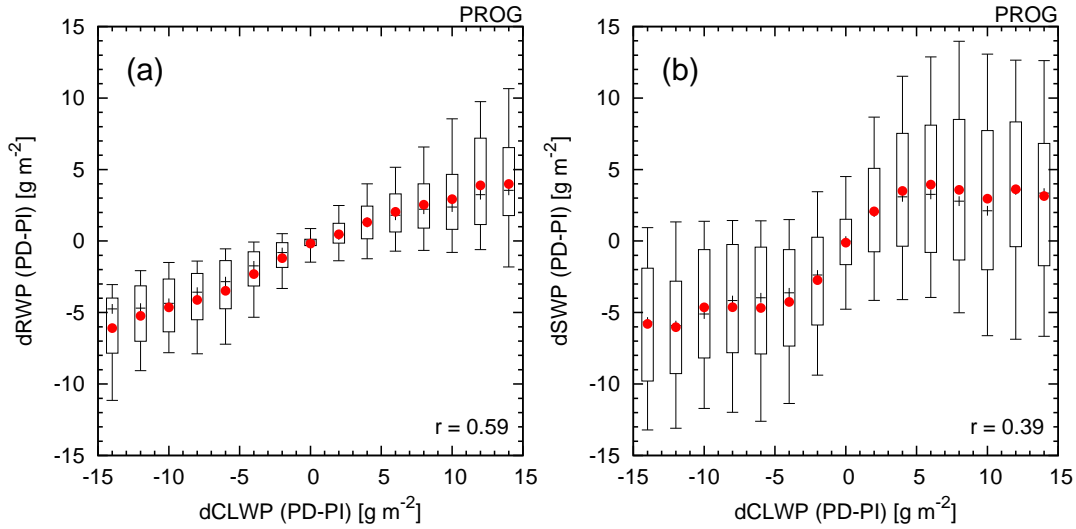


Figure 3. Relationship between the change in annual mean CLWP and that in annual mean (a) RWP and (b) SWP, from the change in aerosols from PI to PD conditions, simulated using the PROG scheme. Box-whisker plots represent the 10th, 25th, 50th (black “+”), 75th, and 90th percentiles of the data within each bin **based on the annual mean**. Plots in red show the mean. The correlation coefficient (r) is given in the figure.

likely to deplete underlying cloud droplets in PROG, with its explicit representation of the riming process, which can lead to a reduction of cloud water susceptibility to aerosols. This proposed mechanism can also explain the systematic change in the geographical distribution of ERF_{aci} between DIAG and PROG (Fig. 1). Indeed, regions with a significant reduction in ERF_{aci} (i.e., over East Asia, Europe, and North America) correspond well to those with large values of SWP (Fig. S3), where the PD – PI increase in CLWP is also reduced significantly (Fig. S4). These results lend further credence to the hypothesis of snow-induced buffering of ACI in our model.

The buffering process, via interactions among hydrometeors described above, depends strongly on the fundamental uncertainty in model representations of various microphysical processes. We therefore now further explore how ERF_{aci} and its buffering by precipitation processes are sensitive to microphysical process representations as summarized in Fig. 4 (see also Sect. 2.2 for details of experiments). The processes examined here are the autoconversion of liquid droplets, the Wegener–Bergeron–Findeisen (WBF) process, the aggregation of ice crystals, riming, and ice nucleation by freezing aerosols, which are all important sources of uncertainty in GCMs (Lawson and Gettelman, 2014; Gettelman, 2015; Sant et al., 2015). As expected, the simulated ERF_{aci} is highly sensitive to the autoconversion scheme used, mainly because of its varying dependence on N_c among the various schemes (Jing et al., 2019). ~~The potential change of ERF_{aci} from the default PROG scheme is up to 60%~~ **Different liquid autoconversion scheme with PROG can change ERF_{aci} by 39%, from -18% to $+21\%$** (blue bars in Fig. 4). The impacts of the autoconversion scheme on ERF_{aci} , however, are smaller than those of the treatment of rain and snow (ca. ~~75%~~ **54%** change).

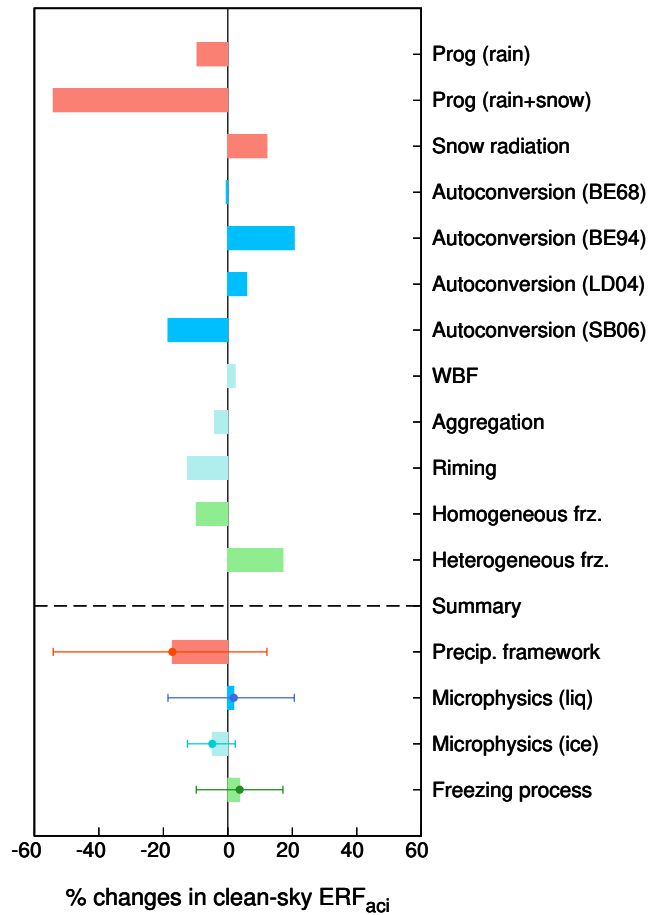


Figure 4. Percentage change of global annual mean clean-sky ERF_{aci} in response to (red) the precipitation treatment, (blue) liquid microphysics, (cyan) ice microphysics, and (green) nucleation of new ice particles due to freezing. Error bars represent the minimum and maximum range for each component considered in this study.

The mixed- and ice-phase processes (WBF, aggregation, and riming), represented more explicitly with a larger degree of freedom in PROG than in DIAG, are all found to reduce ERF_{aci} . can change ERF_{aci} by 15%, from 4% to 36% -13% to +2% (cyan bars in Fig. 4). Among the mixed- and ice-phase microphysics processes, the process found to most influence ERF_{aci} is the riming of cloud droplets on snow, supporting the hypothesized mechanism of snow-induced buffering of ACI discussed above. The magnitude of ERF_{aci} is sensitive to ice nucleation processes as well (green bars in Fig. 4), because the change in ice number concentration directly controls the size of the crystals and thus the conversion timescale from ice to snow in our model. Although the ERF_{aci} variations with changing liquid and ice microphysical processes do not reach the difference of ERF_{aci} between the DIAG and PROG (i.e., 54%), both wet-scavenging of aerosols and coalescence scavenging of cloud droplets also contribute to the ACI reduction (McCoy et al., 2020) due to the accretion-driven buffering mechanisms (Michibata and Suzuki, 2020), which should explain the remaining part of the ERF_{aci} difference.

In summary, we found that the treatment of precipitation (PROG vs DIAG) is the most influential factor controlling ERF_{aci} (red bars in Fig. 4) among all of the “tunable knobs” associated with the various microphysical processes in our model. It should also be emphasized that the ERF_{aci} change caused by the precipitation treatment (ca. 75%54% in magnitude), absent from previous climate modeling studies, has the potential to resolve some of the differences between satellite estimates of ERF_{aci} (Bellouin et al., 2013; Chen et al., 2014; Christensen et al., 2017) and GCMs (Shindell et al., 2013; Zelinka et al., 2014; Heyn et al., 2017). These findings need to be tested further using other GCMs as they incorporate prognostic precipitation in future studies.

5 Summary and future work

In this study, the sensitivities of ERF_{aci} to various treatments of precipitation and microphysical process representations in a GCM have been systematically examined. As few GCMs incorporate explicit representations of two-moment prognostic precipitation with the radiative effects of precipitating hydrometeors (~~currently available only in~~ e.g., CAM6 MG2/MG3 (Gettelman et al., 2015, 2019), E3SM (Rasch et al., 2019), GISS-E3, and MIROC6 CHIMERRA (Michibata et al., 2019)), we used a single model framework to evaluate the sensitivities. This also allowed us to avoid uncertainties from inter-model differences in parameterizations other than the targeted processes.

We found that the treatment of precipitation in GCMs (PROG vs DIAG) has a significant impact on the magnitude of ERF_{aci} (Figs. 1 and 2), which we interpret to be driven mainly by collection processes among precipitating snow and cloud droplets (i.e., riming). As the SWP is more than twice as large as the RWP in our PROG model, and is in good agreement with satellite retrievals (Michibata et al., 2019), falling snowflakes efficiently accrete and deplete the underlying cloud water thus partly cancelling the CLWP response to aerosols. Changes in RWP and SWP though PI to PD aerosol perturbations were also positively correlated with that in CLWP (Fig. 3), suggesting that snow can co-exist with cloud water to a degree sufficient to buffer the cloud water response to aerosol perturbations (Fig. 4). The signatures of the snow-induced buffering are also found geographically over regions with significant reductions in ERF_{aci} (e.g., East Asia, Europe, and North America) that correspond closely to regions with particularly large SWP (Figs. 1 and S3). Sets of sensitivity experiments, performed both with and without snow radiative effects, did not reveal a significant difference in ERF_{aci} as a result of the near cancellation of SW and LW changes caused by snow. This means that the prognostic treatment of precipitation itself is critical for the buffering of ACI. Accordingly, the impact of a prognostic treatment of precipitation on the magnitude of ERF_{aci} was greater than changes to any of the other “tunable knobs” inherent to the various microphysical processes (e.g., autoconversion, ice microphysics, and ice nucleation). Notably, precipitation-driven buffering effects (ca. 75%54% change in ERF_{aci}) can broadly explain the current model-observation discrepancy in estimated ERF_{aci} (Boucher et al., 2013; Lohmann, 2017).

However, the results presented here are based on a single GCM framework and need to be replicated using other GCMs as they incorporate prognostic precipitation frameworks in the future (Li et al., 2020). This is particularly true because little is known about aerosol influences on mixed- and ice-phase clouds as well as deep convective clouds (Rosenfeld et al., 2014; Fan et al., 2018) and cirrus clouds (Penner et al., 2018) at a fundamental process-level, and the degree of microphysical

complexity differs widely among GCMs (Heyn et al., 2017). Although the responses of clouds and precipitation to aerosol perturbations are therefore likely to be model dependent, the sign of the response of ERF_{aci} to the precipitation framework and microphysical processes is consistent with a previous assessment using CAM5/MG2 (Gettelman, 2015), suggesting that the major findings of this study will apply across the models. Thus, it is left for important future studies to quantify the inter-model spread of ERF_{aci} sensitivity to microphysical processes and their interplay with precipitation processes as more GCMs begin to include prognostic precipitation. Furthermore, a theoretical approach (Glassmeier and Lohmann, 2016) and idealized process modeling (Glassmeier et al., 2019) are also required urgently to solidify the process-level understanding of snow-induced buffering hypothesis, which are our important future work beyond the present study.

This study primarily focused on ERF_{aci} sensitivities to the CLWP adjustment rather than cloud fraction adjustment, because aerosol effects are directly linked to the CLWP change through the modification of the mass conversion rate from cloud water to rainwater that itself relates to the treatment of precipitation (i.e., DIAG vs PROG). However, it is important in future studies to separating the ACI into the Twomey forcing and rapid adjustments of CLWP and cloud fraction (e.g., Goren and Rosenfeld, 2014; Mülmenstädt et al., 2019) for better understanding how the treatment of precipitation influences micro- and macroscopic cloud properties (Michibata and Suzuki, 2020), which relates to the fundamental inter-model spread in ERF_{aci} (Gryspeerd et al., 2020; Bellouin et al., 2020).

Data availability. The results of the MIROC-SPRINTARS simulations used to produce the figures can be obtained from the corresponding author upon reasonable request.

Author contributions. TM designed research; TM, KS, and TT performed research; TM analyzed data; and TM and KS wrote the paper.

Competing interests. The authors declare that they have no conflict of interest.

Acknowledgements. The authors would like to thank the developers of both SPRINTARS and MIROC. The new microphysics and radiation schemes were optimized by Koji Oguchi. Simulations by MIROC-SPRINTARS were executed on the SX-ACE supercomputer system of the National Institute for Environmental Studies, Japan. This study was supported by JSPS KAKENHI Grant Numbers JP18J00301, JP19K14795, and JP19H05669; the Environment Research and Technology Development Fund (JPMEERF20202R03) of the Environmental Restoration and Conservation Agency of Japan; the Integrated Research Program for Advancing Climate Models (TOUGOU) Grant Number JPMXD0717935457 from the Ministry of Education, Culture, Sports, Science and Technology (MEXT); and the Collaborative Research Program of the Research Institute for Applied Mechanics, Kyushu University. The authors are grateful to Johannes Mülmenstädt (Pacific Northwest National Laboratory) and one anonymous reviewer for providing constructive suggestions and comments, that helped to improve the manuscript.

- Abdul-Razzak, H. and Ghan, J.: A parameterization of aerosol activation 2. Multiple aerosol types, *Journal of Geophysical Research*, 105, 6837–6844, 2000.
- Albrecht, B. A.: Aerosols, cloud microphysics, and fractional cloudiness, *Science*, 245, 1227–1230, 1989.
- Beheng, K. D.: A parameterization of warm cloud microphysical conversion processes, *Atmospheric Research*, 33, 193–206, 1994.
- 290 Bellouin, N., Quaas, J., Morcrette, J. J., and Boucher, O.: Estimates of aerosol radiative forcing from the MACC re-analysis, *Atmospheric Chemistry and Physics*, 13, 2045–2062, <https://doi.org/10.5194/acp-13-2045-2013>, 2013.
- Bellouin, N., Quaas, J., Gryspeerdt, E., Kinne, S., Stier, P., Watson-Parris, D., Boucher, O., Carslaw, K., Christensen, M., Daniau, A., Dufresne, J., Feingold, G., Fiedler, S., Forster, P., Gettelman, A., Haywood, J., Lohmann, U., Malavelle, F., Mauritsen, T., McCoy, D., Myhre, G., Mülmenstädt, J., Neubauer, D., Possner, A., Rugenstein, M., Sato, Y., Schulz, M., Schwartz, S., Sourdeval, O., Storelvmo, T., Toll, V., Winker, D., and Stevens, B.: Bounding global aerosol radiative forcing of climate change, *Reviews of Geophysics*, 58, e2019RG000660, <https://doi.org/10.1029/2019rg000660>, 2020.
- Bergeron, T.: On the physics of cloud and precipitation, in: *Proces Verbaux de l'Association de Meteorologie, Intl. Union of Geod. and Geophys., Paris., pp. 156–178, 1935.*
- Berry, E. X.: Modification of the Warm Rain Process, in: *Proc. First Conf. on Weather Modification*, pp. 81–85, Albany, NY. Amer. Meteor. Soc, paper presented at 1st National Conf. on Weather Modification, April 28–May 1, 1968.
- 300 Boucher, O., Randall, D., Artaxo, P., Bretherton, C., Feingold, G., Forster, P., Kerminen, V.-M., Kondo, Y., Liao, H., Lohmann, U., Rasch, P., Satheesh, S. K., Sherwood, S., Stevens, B., and Zhang, X. Y.: Clouds and aerosols, pp. 571–657, Cambridge University Press, Cambridge, UK, <https://doi.org/10.1017/CBO9781107415324.016>, 2013.
- Chen, Y.-C., Christensen, M. W., Stephens, G. L., and Seinfeld, J. H.: Satellite-based estimate of global aerosol-cloud radiative forcing by marine warm clouds, *Nature Geosci*, 7, 643–646, 2014.
- 305 Chepfer, H., Bony, S., Winker, D., Cesana, G., Dufresne, J. L., Minnis, P., Stubenrauch, C. J., and Zeng, S.: The GCM-oriented CALIPSO cloud product (CALIPSO-GOCCP), *Journal of Geophysical Research: Atmospheres*, 115, D00H16, <https://doi.org/10.1029/2009JD012251>, 2010.
- Christensen, M. W., Chen, Y. C., and Stephens, G. L.: Aerosol indirect effect dictated by liquid clouds, *Journal of Geophysical Research*, 121, 14 636–14 650, <https://doi.org/10.1002/2016JD025245>, 2016.
- 310 Christensen, W. M., Neubauer, D., Poulsen, A. C., Thomas, E. G., McGarragh, R. G., Povey, C. A., Proud, R. S., and Grainger, G. R.: Unveiling aerosol–cloud interactions – Part 1: Cloud contamination in satellite products enhances the aerosol indirect forcing estimate, *Atmospheric Chemistry and Physics*, 17, 13 151–13 164, <https://doi.org/10.5194/acp-17-13151-2017>, 2017.
- Douglas, A. and L'Ecuyer, T.: Quantifying cloud adjustments and the radiative forcing due to aerosol-cloud interactions in satellite observations of warm marine clouds, *Atmospheric Chemistry and Physics*, 20, 6225–6241, 2020.
- 315 Fan, J., Zhang, Y., Yang, Y., Comstock, J. M., Feng, Z., Gao, W., Mei, F., Rosenfeld, D., Li, Z., Giangrande, S. E., Wang, J., Machado, L. A., Braga, R. C., Martin, S. T., Artaxo, P., Barbosa, H. M., Gomes, H. B., Pöhlker, C., Pöhlker, M. L., Pöschl, U., and De Souza, R. A.: Substantial convection and precipitation enhancements by ultrafine aerosol particles, *Science*, 359, 411–418, <https://doi.org/10.1126/science.aan8461>, 2018.
- 320 Findeisen, Z.: Kolloid-meteorologische Vorgänge bei Neiderschlags-bildung, *Meteorol Z.*, 55, 121–133, 1938.

- Gettelman, A.: Putting the clouds back in aerosol–cloud interactions, *Atmospheric Chemistry and Physics*, 15, 12 397–12 411, <https://doi.org/10.5194/acp-15-12397-2015>, 2015.
- Gettelman, A., Morrison, H., Terai, C. R., and Wood, R.: Microphysical process rates and global aerosol–cloud interactions, *Atmos. Chem. Phys.*, 13, 9855–9867, <https://doi.org/10.5194/acp-13-9855-2013>, 2013.
- 325 Gettelman, A., Morrison, H., Santos, S., Bogenschütz, P., and Caldwell, P. M.: Advanced two-moment bulk microphysics for global models. Part II: Global model solutions and aerosol–cloud interactions, *Journal of Climate*, 28, 1288–1307, <https://doi.org/10.1175/JCLI-D-14-00103.1>, 2015.
- Gettelman, A., Morrison, H., Thayer-Calder, K., and Zarzycki, C. M.: The Impact of Rimed Ice Hydrometeors on Global and Regional Climate, *Journal of Advances in Modeling Earth Systems*, 11, <https://doi.org/10.1029/2018MS001488>, 2019.
- 330 Ghan, S., Wang, M., Zhang, S., Ferrachat, S., Gettelman, A., Griesfeller, J., Kipling, Z., Lohmann, U., Morrison, H., Neubauer, D., Partridge, D. G., Stier, P., Takemura, T., Wang, H., and Zhang, K.: Challenges in constraining anthropogenic aerosol effects on cloud radiative forcing using present-day spatiotemporal variability, *Proceedings of the National Academy of Sciences*, p. 201514036, <https://doi.org/10.1073/pnas.1514036113>, 2016.
- Ghan, S. J.: Technical note: Estimating aerosol effects on cloud radiative forcing, *Atmospheric Chemistry and Physics*, 13, 9971–9974, <https://doi.org/10.5194/acp-13-9971-2013>, 2013.
- 335 Glassmeier, F. and Lohmann, U.: Constraining precipitation susceptibility of warm, ice- and mixed-phase clouds with microphysical equations, *Journal of the Atmospheric Sciences*, 73, 5003–5023, <https://doi.org/10.1175/JAS-D-16-0008.1>, 2016.
- Glassmeier, F., Hoffmann, F., Johnson, J. S., Yamaguchi, T., Carslaw, K. S., and Feingold, G.: An emulator approach to stratocumulus susceptibility, *Atmospheric Chemistry and Physics*, 19, 10 191–10 203, <https://doi.org/10.5194/acp-19-10191-2019>, 2019.
- 340 Goren, T. and Rosenfeld, D.: Decomposing aerosol cloud radiative effects into cloud cover, liquid water path and Twomey components in marine stratocumulus, *Atmospheric Research*, 138, 378–393, <https://doi.org/10.1016/j.atmosres.2013.12.008>, 2014.
- Grandey, B. S., Rothenberg, D., Avramov, A., Jin, Q., Lee, H. H., Liu, X., Lu, Z., Albani, S., and Wang, C.: Effective radiative forcing in the aerosol–climate model CAM5.3-MARC-ARG, *Atmospheric Chemistry and Physics*, 18, 15 783–15 810, <https://doi.org/10.5194/acp-18-15783-2018>, 2018.
- 345 Gryspeerdt, E., Goren, T., Sourdeval, O., Quaas, J., Mülmenstädt, J., Dipu, S., Unglaub, C., Gettelman, A., and Christensen, M.: Constraining the aerosol influence on cloud liquid water path, *Atmospheric Chemistry and Physics*, 19, 5331–5347, <https://doi.org/10.5194/acp-19-5331-2019>, 2019.
- Gryspeerdt, E., Mülmenstädt, J., Gettelman, A., Malavelle, F. F., Morrison, H., Neubauer, D., Partridge, D. G., Stier, P., Takemura, T., Wang, H., Wang, M., and Zhang, K.: Surprising similarities in model and observational aerosol radiative forcing estimates, *Atmospheric Chemistry and Physics*, 20, 613–623, <https://doi.org/10.5194/acp-20-613-2020>, 2020.
- 350 Heyn, I., Block, K., Mülmenstädt, J., Gryspeerdt, E., Kühne, P., Salzmänn, M., and Quaas, J.: Assessment of simulated aerosol effective radiative forcings in the terrestrial spectrum, *Geophysical Research Letters*, 44, 1001–1007, <https://doi.org/10.1002/2016GL071975>, 2017.
- Jing, X., Suzuki, K., and Michibata, T.: The Key Role of Warm Rain Parameterization in Determining the Aerosol Indirect Effect in a Global Climate Model, *Journal of Climate*, 32, 4409–4430, <https://doi.org/10.1175/jcli-d-18-0789.1>, 2019.
- 355 Khairoutdinov, M. and Kogan, Y.: A new cloud physics parameterization in a large-eddy simulation model of marine stratocumulus., *Monthly Weather Review*, 128, 229–243, 2000.
- Lawson, R. P. and Gettelman, A.: Impact of Antarctic mixed-phase clouds on climate, *Proceedings of the National Academy of Sciences*, 111, 18 156–18 161, <https://doi.org/10.1073/pnas.1418197111>, 2014.

- Lebo, Z. J. and Feingold, G.: On the relationship between responses in cloud water and precipitation to changes in aerosol, *Atmos. Chem. Phys.*, 14, 11 817–11 831, <https://doi.org/10.5194/acp-14-11817-2014>, 2014.
- Li, J. F., Xu, K., Jiang, J. H., Lee, W., Wang, L., Yu, J., Stephens, G., Fetzner, E., and Wang, Y.: An Overview of CMIP5 and CMIP6 Simulated Cloud Ice, Radiation Fields, Surface Wind Stress, Sea Surface Temperatures, and Precipitation Over Tropical and Subtropical Oceans, *Journal of Geophysical Research: Atmospheres*, 125, e2020JD032 848, <https://doi.org/10.1029/2020jd032848>, 2020.
- Li, J.-L. F., Lee, W.-L., Waliser, D. E., Neelin, J. D., Stachnik, J. P., and Lee, T.: Cloud-precipitation-radiation-dynamics interaction in global climate models: A snow and radiation interaction sensitivity experiment, *Journal of Geophysical Research: Atmospheres*, 119, 3809–3824, <https://doi.org/10.1002/2013JD021038>, 2014.
- Liu, Y. and Daum, P. H.: Parameterization of the autoconversion process. Part I: Analytical formulation of the Kessler-type parameterizations., *Journal of the Atmospheric Sciences*, 61, 1539–1548, [https://doi.org/10.1175/1520-0469\(2004\)061<1539:POTAPI>2.0.CO;2](https://doi.org/10.1175/1520-0469(2004)061<1539:POTAPI>2.0.CO;2), 2004.
- Lohmann, U.: Anthropogenic Aerosol Influences on Mixed-Phase Clouds, *Current Climate Change Reports*, 3, 32–44, <https://doi.org/10.1007/s40641-017-0059-9>, 2017.
- Lohmann, U. and Hoose, C.: Sensitivity studies of different aerosol indirect effects in mixed-phase clouds, *Atmospheric Chemistry and Physics*, 9, 8917–8934, <https://doi.org/10.5194/acp-9-8917-2009>, 2009.
- Ma, P. L., Rasch, P. J., Chepfer, H., Winker, D. M., and Ghan, S. J.: Observational constraint on cloud susceptibility weakened by aerosol retrieval limitations, *Nature Communications*, 9, 2640, <https://doi.org/10.1038/s41467-018-05028-4>, 2018.
- Malavelle, F. F., Haywood, J. M., Jones, A., Gettelman, A., Clarisse, L., Bauduin, S., Allan, R. P., Karset, I. H. H., Kristjánsson, J. E., Oreopoulos, L., Cho, N., Lee, D., Bellouin, N., Boucher, O., Grosvenor, D. P., Carslaw, K. S., Dhomse, S., Mann, G. W., Schmidt, A., Coe, H., Hartley, M. E., Dalvi, M., Hill, A. A., Johnson, B. T., Johnson, C. E., Knight, J. R., O'Connor, F. M., Partridge, D. G., Stier, P., Myhre, G., Platnick, S., Stephens, G. L., Takahashi, H., and Thordarson, T.: Strong constraints on aerosol–cloud interactions from volcanic eruptions, *Nature*, 546, 485–491, <https://doi.org/10.1038/nature22974>, 2017.
- McCoy, D., Field, P., Gordon, H., Elsaesser, G., and Grosvenor, D.: Untangling causality in midlatitude aerosol-cloud adjustments, *Atmospheric Chemistry and Physics*, 20, 4085–4103, <https://doi.org/10.5194/acp-20-4085-2020>, 2020.
- Michibata, T. and Suzuki, K.: Reconciling compensating errors between precipitation constraints and the energy budget in a climate model, *Geophysical Research Letters*, 47, e2020GL088 340, <https://doi.org/10.1029/2020GL088340>, 2020.
- Michibata, T. and Takemura, T.: Evaluation of autoconversion schemes in a single model framework with satellite observations, *Journal of Geophysical Research*, 120, 9570–9590, <https://doi.org/10.1002/2015JD023818>, 2015.
- Michibata, T., Suzuki, K., Sato, Y., and Takemura, T.: The source of discrepancies in aerosol–cloud–precipitation interactions between GCM and A-Train retrievals, *Atmospheric Chemistry and Physics*, 16, 15 413–15 424, <https://doi.org/10.5194/acp-16-15413-2016>, 2016.
- Michibata, T., Suzuki, K., Sekiguchi, M., and Takemura, T.: Prognostic Precipitation in the MIROC6-SPRINTARS GCM: Description and Evaluation against Satellite Observations, *Journal of Advances in Modeling Earth Systems*, 11, 839–860, <https://doi.org/10.1029/2018MS001596>, 2019.
- Mülmenstädt, J. and Feingold, G.: The Radiative Forcing of Aerosol–Cloud Interactions in Liquid Clouds: Wrestling and Embracing Uncertainty, *Current Climate Change Reports*, 4, 23–40, <https://doi.org/10.1007/s40641-018-0089-y>, 2018.
- Mülmenstädt, J., Gryspeerdt, E., Salzmann, M., Ma, P.-L., Dipu, S., and Quaas, J.: Separating radiative forcing by aerosol–cloud interactions and fast cloud adjustments in the ECHAM-HAMMOZ aerosol–climate model using the method of partial radiative perturbations, *Atmospheric Chemistry and Physics*, pp. 15 415–15 429, <https://doi.org/10.5194/acp-19-15415-2019>, 2019.

- Mülmenstädt, J., Nam, C., Salzmann, M., Kretzschmar, J., Ecuyer, T. S. L., Lohmann, U., Ma, P.-I., Myhre, G., Neubauer, D., Stier, P., Suzuki, K., Wang, M., and Quaas, J.: Reducing the aerosol forcing uncertainty using observational constraints on warm rain processes, *Science Advances*, 6, eaaz6433, <https://doi.org/10.1126/sciadv.aaz6433>, 2020.
- Penner, J. E., Zhou, C., Garnier, A., and Mitchell, D. L.: Anthropogenic aerosol indirect effects in cirrus clouds, *Journal of Geophysical Research: Atmospheres*, 123, 11 652–11 677, <https://doi.org/10.1029/2018JD029204>, 2018.
- Posselt, R. and Lohmann, U.: Introduction of prognostic rain in ECHAM5: design and single column model simulations, *Atmospheric Chemistry and Physics*, 8, 2949–2963, <https://doi.org/10.5194/acp-8-2949-2008>, 2008.
- Quaas, J., Ming, Y., Menon, S., Takemura, T., Wang, M., Penner, J. E., Gettelman, A., Lohmann, U., Bellouin, N., Boucher, O., Sayer, A. M., Thomas, G. E., McComiskey, A., Feingold, G., Hoose, C., Kristjánsson, J. E., Liu, X., Balkanski, Y., Donner, L. J., Ginoux, P. A., Stier, P., Feichter, J., Sednev, I., Bauer, S. E., Koch, D., Grainger, R. G., Kirkevåg, A., Iversen, T., Seland, Ø., Easter, R., Ghan, S. J., Rasch, P. J., Morrison, H., Lamarque, J.-F., Iacono, M. J., Kinne, S., and Schulz, M.: Aerosol indirect effects – general circulation model intercomparison and evaluation with satellite data, *Atmospheric Chemistry and Physics*, 9, 8697–8717, <https://doi.org/10.5194/acp-9-8697-2009>, 2009.
- Rasch, P. J., Xie, S., Ma, P., Lin, W., Wang, H., Tang, Q., Burrows, S. M., Caldwell, P., Zhang, K., Easter, R. C., Cameron-Smith, P., Singh, B., Wan, H., Golaz, J., Harrop, B. E., Roesler, E., Bacmeister, J., Larson, V. E., Evans, K. J., Qian, Y., Taylor, M., Leung, L. R., Zhang, Y., Brent, L., Branstetter, M., Hannay, C., Mahajan, S., Mametjanov, A., Neale, R., Richter, J. H., Yoon, J., Zender, C. S., Bader, D., Flanner, M., Foucar, J. G., Jacob, R., Keen, N., Klein, S. A., Liu, X., Salinger, A., Shrivastava, M., and Yang, Y.: An Overview of the Atmospheric Component of the Energy Exascale Earth System Model, *Journal of Advances in Modeling Earth Systems*, 11, 2377–2411, <https://doi.org/10.1029/2019ms001629>, 2019.
- Rosenfeld, D., Sherwood, S., Wood, R., and Donner, L.: Climate effects of aerosol-cloud interactions, *Science*, 343, 379–380, 2014.
- Rosenfeld, D., Zhu, Y., Minghui, W., Zheng, Y., Goren, T., and Yu, S.: Aerosol-driven droplet concentrations dominate convergence and water of oceanic low level clouds, *Science*, 363, 599, <https://doi.org/10.1126/science.aav0566>, 2019.
- Sant, V., Posselt, R., and Lohmann, U.: Prognostic precipitation with three liquid water classes in the ECHAM5–HAM GCM, *Atmospheric Chemistry and Physics*, 15, 8717–8738, <https://doi.org/10.5194/acp-15-8717-2015>, 2015.
- Seifert, A. and Beheng, K. D.: A two-moment cloud microphysics parameterization for mixed-phase clouds. Part 1: Model description, *Meteorology and Atmospheric Physics*, 92, 45–66, <https://doi.org/10.1007/s00703-005-0112-4>, 2006.
- Seifert, A., Heus, T., Pincus, R., and Stevens, B.: Large-eddy simulation of the transient and near-equilibrium behavior of precipitating shallow convection, *Journal of Advances in Modeling Earth Systems*, 7, <https://doi.org/10.1002/2015MS000489>, 2015.
- Seinfeld, J. H., Bretherton, C., Carslaw, K. S., Coe, H., DeMott, P. J., Dunlea, E. J., Feingold, G., Ghan, S., Guenther, A. B., Kahn, R., Kraucunas, I., Kreidenweis, S. M., Molina, M. J., Nenes, A., Penner, J. E., Prather, K. A., Ramanathan, V., Ramaswamy, V., Rasch, P. J., Ravishankara, A. R., Rosenfeld, D., Stephens, G., and Wood, R.: Improving our fundamental understanding of the role of aerosol–cloud interactions in the climate system, *Proceedings of the National Academy of Sciences*, 113, 5781–5790, <https://doi.org/10.1073/pnas.1514043113>, 2016.
- Shindell, D. T., Lamarque, J. F., Schulz, M., Flanner, M., Jiao, C., Chin, M., Young, P. J., Lee, Y. H., Rotstayn, L., Mahowald, N., Milly, G., Faluvegi, G., Balkanski, Y., Collins, W. J., Conley, A. J., Dalsoren, S., Easter, R., Ghan, S., Horowitz, L., Liu, X., Myhre, G., Nagashima, T., Naik, V., Rumbold, S. T., Skeie, R., Sudo, K., Szopa, S., Takemura, T., Voulgarakis, A., Yoon, J. H., and Lo, F.: Radiative forcing in the ACCMIP historical and future climate simulations, *Atmospheric Chemistry and Physics*, 13, 2939–2974, <https://doi.org/10.5194/acp-13-2939-2013>, 2013.

- Stevens, B. and Feingold, G.: Untangling aerosol effects on clouds and precipitation in a buffered system, *Nature*, 461, 607–613, <https://doi.org/10.1038/nature08281>, 2009.
- Swales, D. J., Pincus, R., and Bodas-Salcedo, A.: The Cloud Feedback Model Intercomparison Project Observational Simulator Package: Version 2, *Geoscientific Model Development*, 11, 77–81, <https://doi.org/10.5194/gmd-11-77-2018>, 2018.
- Takemura, T., Egashira, M., Matsuzawa, K., Ichijo, H., O’ishi, R., and Abe-Ouchi, a.: A simulation of the global distribution and radiative forcing of soil dust aerosols at the Last Glacial Maximum, *Atmospheric Chemistry and Physics*, 9, 3061–3073, <https://doi.org/10.5194/acp-9-3061-2009>, 2009.
- Tatebe, H., Ogura, T., Nitta, T., Komuro, Y., Ogochi, K., Takemura, T., Sudo, K., Sekiguchi, M., Abe, M., Saito, F., Chikira, M., Watanabe, S., Mori, M., Hirota, N., Kawatani, Y., Mochizuki, T., Yoshimura, K., Takata, K., O’ishi, R., Yamazaki, D., Suzuki, T., Kurogi, M., Kataoka, T., Watanabe, M., and Kimoto, M.: Description and basic evaluation of simulated mean state, internal variability, and climate sensitivity in MIROC6, *Geoscientific Model Development*, 12, 2727–2765, <https://doi.org/10.5194/gmd-12-2727-2019>, 2019.
- Toll, V., Christensen, M., Quaas, J., and Bellouin, N.: Weak average liquid-cloud-water response to anthropogenic aerosols, *Nature*, 572, 51–55, <https://doi.org/10.1038/s41586-019-1423-9>, 2019.
- Twomey, S.: The influence of pollution on the shortwave albedo of clouds, *Journal of the Atmospheric Sciences*, 34, 1149–1152, 1977.
- Waliser, D. E., Li, J. L. F., L’Ecuyer, T. S., and Chen, W. T.: The impact of precipitating ice and snow on the radiation balance in global climate models, *Geophysical Research Letters*, 38, L06 802, <https://doi.org/10.1029/2010GL046478>, 2011.
- Wang, M., Ghan, S., Ovchinnikov, M., Liu, X., Easter, R., Kassianov, E., Qian, Y., and Morrison, H.: Aerosol indirect effects in a multi-scale aerosol-climate model PNNL-MMF, *Atmospheric Chemistry and Physics*, 11, 5431–5455, <https://doi.org/10.5194/acp-11-5431-2011>, 2011.
- Wang, M., Ghan, S., Liu, X., L’Ecuyer, T. S., Zhang, K., Morrison, H., Ovchinnikov, M., Easter, R., Marchand, R., Chand, D., Qian, Y., and Penner, J. E.: Constraining cloud lifetime effects of aerosols using A-Train satellite observations, *Geophysical Research Letters*, 39, L15 709, <https://doi.org/10.1029/2012GL052204>, 2012.
- Watanabe, M., Emori, S., Satoh, M., and Miura, H.: A PDF-based hybrid prognostic cloud scheme for general circulation models, *Climate Dynamics*, 33, 795–816, <https://doi.org/10.1007/s00382-008-0489-0>, 2009.
- Wegener, A.: *Thermodynamik der atmosphäre*, J. A. Barth, 1911.
- Wilson, D. R. and Ballard, S. P.: A microphysically based precipitation scheme for the UK Meteorological Office Unified Model, *Quarterly Journal of the Royal Meteorological Society*, 125, 1607–1636, <https://doi.org/10.1256/smsqj.55706>, 1999.
- Wood, R.: Stratocumulus Clouds, *Monthly Weather Review*, 140, 2373–2423, <https://doi.org/10.1175/MWR-D-11-00121.1>, 2012.
- Yang, P., Bi, L., Baum, B. A., Liou, K.-N., Kattawar, G. W., Mishchenko, M. I., and Cole, B.: Spectrally Consistent Scattering, Absorption, and Polarization Properties of Atmospheric Ice Crystals at Wavelengths from 0.2 to 100 μm , *Journal of the Atmospheric Sciences*, 70, 330–347, <https://doi.org/10.1175/JAS-D-12-039.1>, 2013.
- Zelinka, M. D., Andrews, T., Forster, P. M., and Taylor, K. E.: Quantifying components of aerosol-cloud-radiation interactions in climate models, *Journal of Geophysical Research*, 119, 7599–7615, <https://doi.org/10.1002/2014JD021710>, 2014.
- Zhang, S., Wang, M., Ghan, S. J., Ding, A., Wang, H., Zhang, K., Neubauer, D., Lohmann, U., Ferrachat, S., Takeamura, T., Gettelman, A., Morrison, H., Lee, Y. H., Shindell, D. T., Partridge, D. G., Stier, P., Kipling, Z., and Fu, C.: On the characteristics of aerosol indirect effect based on dynamic regimes in global climate models, *Atmospheric Chemistry and Physics*, 16, 2765–2783, <https://doi.org/10.5194/acp-16-2765-2016>, 2016.