

# Enhanced secondary organic aerosol formation from the photo-oxidation of mixed anthropogenic volatile organic compounds

Junling Li<sup>1</sup>, Hong Li<sup>\*1</sup>, Kun Li<sup>2</sup>, Yan Chen<sup>3</sup>, Hao Zhang<sup>1</sup>, Xin Zhang<sup>1</sup>, Zhenhai Wu<sup>1</sup>, Yongchun Liu<sup>4</sup>, Xuezhong Wang<sup>1</sup>, Weigang Wang<sup>3</sup>, Maofa Ge<sup>3</sup>

5 <sup>1</sup>.State Key Laboratory of Environmental Criteria and Risk Assessment, Chinese Research Academy of Environmental Sciences, Beijing 100012, China

<sup>2</sup> Laboratory of Atmospheric Chemistry, Paul Scherrer Institute, 5232 Villigen, Switzerland

10 <sup>3</sup>State Key Laboratory for Structural Chemistry of Unstable and Stable Species, Beijing National Laboratory for Molecular Sciences, CAS Research/Education Center for Excellence in Molecular Sciences, Institute of Chemistry, Chinese Academy of Sciences, Beijing 100190, China

<sup>4</sup> Beijing Advanced Innovation Center for Soft Matter Science and Engineering, Beijing University of Chemical Technology, Beijing 100029, China

*Correspondence to:* Hong Li (lihong@craes.org.cn)

15 **Abstract.** Vehicular exhaust is one of the important contribution sources of secondary organic aerosol (SOA) in urban areas. Long-chain alkanes and aromatic hydrocarbons are included in gaseous organic pollutants of vehicle emissions, representative for diesel and gasoline vehicles respectively. In this work, the SOA production from individual anthropogenic volatile organic compounds (AVOCs) (n-dodecane, 1,3,5-trimethylbenzene) and mixed AVOCs (n-dodecane + 1,3,5-trimethylbenzene) were studied with a large-scale outdoor smog chamber. Results showed that the SOA formation from the  
20 mixed AVOCs was enhanced compared to the predicted SOA mass concentration based on the SOA yield of individual AVOCs. According to the results of mass spectrometry analysis with electrospray ionization time-of-flight mass spectrometry (ESI-ToF-MS), interaction occurred between intermediate products from the two precursors, which could be the main reason for the enhanced SOA production from the mixed AVOCs reaction system. The study results could improve our understanding about the contribution of representative precursors from the vehicular exhaust to the formation of SOA in  
25 urban areas. This study also indicates that further studies on SOA chemistry from the mixed VOCs reaction system are needed, as the interactions between them and the effect on SOA formation can give us a further understanding of the SOA formed in the atmosphere.

## 1 Introduction

30 Secondary organic aerosol (SOA) has received considerable attention during the past few decades, as it plays an important role in affecting global climate change (Shrivastava et al., 2017; von Schneidemesser et al., 2015; Mellouki et al., 2015; Kanakidou et al., 2005), atmospheric visibility (Zhang et al., 2015a; Moise et al., 2015; Laskin et al., 2015; Ren et al., 2018), and public health (Poschl, 2005; Poschl and Shiraiwa, 2015; Zhang et al., 2016; Requia et al., 2018). The formation, growth, and transformation of SOA influence the atmospheric aerosol's physicochemical properties (Poschl and Shiraiwa, 2015;

Moise et al., 2015; Mellouki et al., 2015; Herrmann et al., 2015). The precursors of SOA mainly include anthropogenic  
35 volatile organic compounds (AVOCs) and biogenic volatile organic compounds (BVOCs) (Kelly et al., 2018); in urban areas,  
AVOCs are the main sources of SOA, e.g., gasoline vehicle emissions (Johnson et al., 2004; Charron et al., 2019; Yang et al.,  
2018), diesel vehicle emissions (Paulsen et al., 2005; Wirtz and Martin-Reviejo, 2003; Odum et al., 1996; Zhao et al., 2015),  
and solvent use (Li et al., 2017c; Kansal, 2009).

Early regional air quality models underestimated the observed SOA concentrations in large areas of the atmosphere  
40 (Volkamer et al., 2006; Heald et al., 2005; de Gouw et al., 2005; Appel et al., 2017; Huang et al., 2017a); after incorporating  
the newly discovered SOA sources, the gap between the observed and predicted SOA concentrations is decreasing (Zhao et  
al., 2016; Slowik et al., 2010; Hodzic et al., 2010). The SOA formation processes in the atmosphere are very complicated;  
although the degradation of most VOCs is clear now, the formation and aging of a large amount of SOA is still unclear.  
Previous studies found that the observed organic aerosol concentration could not be explained by the traditional yields of the  
45 measured AVOCs (de Gouw et al., 2005); in addition, field observations found that the potential interactions between  
AVOCs and BVOCs existed during SOA formation (Spracklen et al., 2011; Hoyle et al., 2011; Glasius et al., 2011;  
Galloway et al., 2011; Kari et al., 2019): AVOCs could enhance (Spracklen et al., 2011; Carlton et al., 2010; Shilling et al.,  
2013) or suppress SOA formation from BVOCs (Kari et al., 2019). A recent study also found that the SOA formation could  
be reduced by the mixture of BVOCs (McFiggans et al., 2019). These findings indicate that there are interactions in the  
50 complex mixtures of VOCs, which may influence the SOA production estimation if they were considered in models.

In urban areas, vehicular exhaust is one of the important sources of SOA, the representative substances of which include  
aromatic hydrocarbons and long-chain alkanes (Paulsen et al., 2005; Wirtz and Martin-Reviejo, 2003; Charron et al., 2019;  
Saathoff et al., 2009; Zhao et al., 2015; Gentner et al., 2012). As an important contributor to SOA in urban areas, aromatic  
hydrocarbons are generally concerned about their kinetics (Atkinson and Arey, 2003; Calvert et al., 2002), reaction  
55 mechanisms (Tsiligiannis et al., 2019; J. Midey\* et al., 2003; Huang et al., 2017c; Wang et al., 2020; Garmash et al., 2019),  
SOA yield (Cao and Jang, 2007; Kroll et al., 2007; Ng et al., 2007b; Huang et al., 2017b), ozone generation potential (Luo et  
al., 2019), and SOA physicochemical properties (optical properties, morphology, etc.) (Grosjean, 1981; Li et al., 2018; Li et  
al., 2017b; Phillips and Smith, 2014; Kim and Paulson, 2013; Huang et al., 2018). Long-chain alkanes, as representative  
substances of intermediate volatile organic compounds (IVOCs), are considered as potential contributor of SOA (Robinson  
60 et al., 2007; Trostl et al., 2016; Shiraiwa et al., 2013). The studies about long-chain alkanes includes SOA chemical  
compositions (Fahnestock et al., 2015; Yee et al., 2013; Aimanant and Ziemann, 2013; Yee et al., 2012), SOA yield (Loza et  
al., 2014; Tkacik et al., 2012), and SOA optical properties (Li et al., 2017a; Li et al., 2020), etc. The aromatic hydrocarbons  
and long-chain alkanes are generally studied separately in the laboratory. However, it should be noted that in the real  
atmosphere, aromatic hydrocarbons and long-chain alkanes often exist at the same time, especially from vehicle emissions  
65 (Wu and Xie, 2018). The studies cover these two types of substances in one reaction system are still limited, and the  
corresponding SOA formation and reaction processes are not yet clear.

The aim of this work is to investigate the SOA formation from the mixed AVOCs reaction system. In this study, the SOA yield derived from n-dodecane and 1,3,5-trimethylbenzene in the presence of HONO were obtained with a large-scale outdoor smog chamber, and the SOA derived from the mixed AVOCs were measured. The measured SOA mass concentration from mixed AVOCs reaction system was compared to the predicted SOA mass based on the SOA yield of n-dodecane and 1,3,5-trimethylbenzene. SOA particles were collected and analyzed with an electrospray ionization time-of-flight mass spectrometer (ESI-ToF-MS) to achieve insight into the chemical composition and interactions. The results here are helpful to improve our understanding of the contribution of representative precursors from vehicle exhaust to SOA.

## 2 Experimental Section

### 75 2.1 Experimental Methods

The experiments were conducted in a 56 m<sup>3</sup> (3.2 m × 6.2 m × 2.5 m) outdoor smog chamber constructed at Chinese Research Academy of Environmental Sciences (the CRAES Chamber, 40°02'27.73"N, 116°24'41.56"E). The details of the chamber had been described previously (Li et al., 2021). Briefly, the chamber was made of FEP Teflon film, the light transmission of which was above 90% at the wavelength of 350-900 nm. The substances inside the chamber could be mixed well within 4 min. The experimental duration under solar irradiation was about 7~8 h. After each experiment, the chamber was cleaned with zero air for at least 24 h with a flow rate of 200 L/min.

1,3,5-trimethylbenzene or n-dodecane was introduced into the chamber by zero air through the custom-made U-shaped glass tube with a known volume of liquid 1,3,5-trimethylbenzene or n-dodecane. Concentrations of 1,3,5-trimethylbenzene and n-dodecane were measured before and after reactions by collecting samples on Tenax TA solid adsorbent and analyzing by thermal desorption-gas chromatography with flame ionization detection (TD, UNITY-xr; GC, 7890B). The OH precursor of the experiments was HONO, it was prepared by dropwise addition of 1 mL 2 wt% NaNO<sub>2</sub> solution into 2 mL 15 wt% sulfuric acid solution in a custom-made glass bubbler, the bubbler was attached to the smog chamber with Teflon tube, and the formed HONO was introduced into the chamber by zero air. The NO, NO<sub>2</sub>, and formed ozone in the chamber were measured by NO<sub>x</sub> analyzer (EC 9841, ECOTECH, Australia) and ozone analyzer (EC 9830, ECOTECH, Australia), respectively. After the gas species mixed evenly in the chamber, the enclosure of the chamber was opened.

After each photochemical experiment, the formed aerosol particles in the chamber were collected by a low flow sampler (LV 40BW, Sibata Scientific Technology Ltd., Soka, Japan) at a flow rate of 5 L/min for 10 min. The PTFE filters (0.2 μm, 47 mm, MerckMillipore, TYPE FGLP) used were extracted in 5 mL methanol sonicating for 30 min. The methanol solutions were analyzed by an ESI-TOF-MS (Bruker, Impact II) in positive mode, and the chemical compositions of the formed SOA were obtained. The methanol solutions were also detected with a UV-Vis light spectrometer (Hitachi, U-3900), which were used to detect the absorbing property of the formed SOA. The Attenuated Total Internal Reflection Infrared (ATR-IR) analysis was applied to determine the potential functional groups in SOA extracts, an FTIR spectrometer (Bruker, Tensor 27) equipped with a RT-DLaTGs detector was used. The SOA extracts were deposited and dried directly on the Diamant crystal

of an ATR-IR cell. The spectra of the dry SOA extracts were recorded by using a background spectrum obtained with no  
100 samples as the reference (100 scans, 2.4 cm<sup>-1</sup> resolution).

The chemicals following were used without further purification: 1,3,5-trimethylbenzene (1,3,5-TMB) (99%, Acros), n-dodecane (>99%, Alfa Aesar), sulfuric acid (>95%, Beijing Chemical Works), sodium nitrite (98%, Alfa Aesar), methanol (99.9%, Merck), acetonitrile (99.8%, Fisher Chemical).

## 2.2 Calculation Methods

### 105 2.2.1 Wall-Loss Corrections

As SOA yields could be underestimated due to the losses of SOA forming vapors to chamber walls, the vapor wall-loss was considered and corrected in this work (Zhang et al., 2014). The competition between the uptake of organic vapor by the chamber walls and the aerosol particles would determine the effect of vapor wall-loss on SOA yields (Zhang et al., 2015b). The ratio of average gas-particle partitioning timescale ( $\bar{\tau}_{g-p}$ ) to the vapor wall-loss timescale ( $\bar{\tau}_{g-w}$ ) could be used to  
110 evaluate the underestimation of SOA yields (Zhou et al., 2011; Chen et al., 2019).

The average gas-particle partitioning timescale ( $\bar{\tau}_{g-p}$ ) could be expressed as the following equation (Seinfeld J.H., 2006; Zhang et al., 2014):

$$\bar{\tau}_{g-p} = \frac{1}{2\pi\bar{N}_p\bar{D}_pD_{gas}\bar{F}_{FS}} \quad (1)$$

where  $\bar{N}_p$  was the average number concentration of the formed particles during the experiment,  $\bar{D}_p$  was the number mean  
115 diameter of the particles,  $D_{gas}$  was the gas-phase diffusivity,  $\bar{F}_{FS}$  was the Fuchs-Sutugin correction for noncontinuum mass transfer (Seinfeld J.H., 2006).

The vapor wall-loss timescale ( $\bar{\tau}_{g-w}$ ) could be expressed as the following equation (Zhang et al., 2015b):

$$\bar{\tau}_{g-w} = \frac{1}{k_w} \quad (2)$$

$$k_w = \left(\frac{A}{V}\right) \frac{a_w \bar{c}}{1.0 + \frac{\pi}{2} \left[ \frac{a_w \bar{c}}{4(k_e D_{gas})^{0.5}} \right]} \quad (3)$$

120 where  $k_w$  was the wall loss rates of the organic vapor;  $\frac{A}{V}$  was the ratio of surface to volume of the chamber, 1.55 m<sup>-1</sup> for this chamber;  $a_w$  was the mass accommodation coefficient of vapors deposition to the wall (10<sup>-5</sup> was used here) (Zhang et al., 2014);  $\bar{c}$  was the root mean square speed of the gas;  $k_e$  was the eddy diffusion coefficient, which was set to 0.12 s<sup>-1</sup> according to the reported values for a 60 m<sup>3</sup> chamber (McMurry and Grosjean, 1985). The detailed calculation of  $\bar{c}$ ,  $D_{gas}$ ,  $k_n$  and  $\bar{F}_{FS}$  were shown in the Supporting Information. The uncertainty of the mass correction here is about ±11.2% (see Supporting  
125 Information for details).

Particle wall-loss to chamber walls would also cause underestimation when calculating the SOA yield from measurements if these losses were not corrected for. Thus particle wall-loss was accounted for during the experiments. The

particle wall-loss was treated as a first-order process, and the wall-loss coefficient ( $k_{dep}$ ) could be expressed as the following equation:

$$130 \quad \ln \frac{A_0}{A_T} = k_{dep}t \quad (4)$$

where  $A_0$  was the mass concentration at time  $t_0$ , and  $A_t$  was the mass concentration at time  $t_t$ . According to the wall-loss of ammonium sulfate particles (Li et al., 2021), the wall-loss rate  $k_{dep}$  was set to  $0.23 \text{ h}^{-1}$  for the experiments in this chamber.

### 2.2.2 SOA Yields

The secondary organic aerosol (SOA) yield ( $Y$ ) was defined as the fraction of a reactive organic gas (ROG) that was converted to aerosol, and it could be calculated by the following equation:

$$135 \quad Y = \frac{\Delta M_o}{\Delta ROG} \quad (5)$$

where  $\Delta M_o$  ( $\mu\text{g m}^{-3}$ ) was the mass concentration of the organic aerosol, and  $\Delta ROG$  ( $\mu\text{g m}^{-3}$ ) was the amount of the ROG reacted.

For the mixed anthropogenic volatile organic compounds (AVOCs), the formed SOA mass was predicted based on the SOA precursors and their SOA yield measured in this study. The possible non-linear interactions between the anthropogenic VOC mixtures were not taken into account. Specifically, the calculation equation (Kari et al., 2019) could be expressed as follows:

$$140 \quad SOA_{predicted} = \sum_i (\Delta ROG_i \times Y_i) \quad (6)$$

where  $\Delta ROG_i$  was the amount of the  $ROG_i$  reacted, and  $Y_i$  was the SOA yield of  $ROG_i$ .

## 145 3 Results and Discussion

A set of experiments are conducted in summer, of which the initial conditions and general results are shown in Table 1. The experiments are conducted as follows: n-dodecane + HONO; 1,3,5-trimethylbenzene + HONO; n-dodecane + 1,3,5-trimethylbenzene + HONO. The experiments are conducted under similar conditions, and the details of the relative humidity (RH), temperature (T), and the  $\text{NO}_2$  photolysis rate ( $J(\text{NO}_2)$ ) of the experiments are shown in Figure S1. The  $\text{NO}_2$  photolysis rates of the experiments at noon in summer are in the range of  $0.005\text{-}0.006 \text{ s}^{-1}$ ; for the experiment MIX-3, the weather is cloudy, and the  $J(\text{NO}_2)$  at noon is relatively smaller,  $0.004 \text{ s}^{-1}$ . The temperature in summer at noon is in the range of  $30\text{-}46 \text{ }^\circ\text{C}$ , the RH inside the chamber is  $< 10\%$ . The reactions profiles of photo-oxidation of n-dodecane, 1,3,5-TMB, and mix AVOCs under HONO conditions in summer are shown in Figure 1.

The SOA yields of n-dodecane and 1,3,5-TMB are  $16.4\text{-}21.9\%$  and  $4.1\text{-}5.6\%$ , respectively, as shown in Table 1. The predicted SOA mass derived from the mixture of these VOCs is based on the measured SOA yields of n-dodecane and 1,3,5-TMB, without considering possible non-linear interactions between them. Then the observed SOA mass is compared to the predicted values. It can be seen that nearly all the measured values are higher than the predicted SOA mass both before

and after wall-loss correction. In other words, the SOA formation is enhanced when the two AVOCs are mixed together, indicating the potential synergistic effect may exist in the mixed AVOCs reaction system. The findings above would be discussed further in the following parts.

### 3.1 Enhancement of SOA formation

Figure 1 shows the formation and evolution of the SOA during the photochemical reaction processes in summer. The number mean diameter, number concentration, surface mean diameter, total surface, and mass concentration of the particles are analyzed and compared. The number mean diameters of the formed particles from n-dodecane, 1,3,5-TMB, and the mixture are 100 nm, 50-100 nm, and 150-200 nm, respectively. This suggests that after mixing the two precursors, the number mean diameter of the formed particle became larger. The number concentration of the formed particles, similarly, increased from  $2.0 \times 10^3 \text{ \#/cm}^3$  for single precursors to above  $1.0 \times 10^4 \text{ \#/cm}^3$  for mixture. Because of the enhanced particle number concentration and diameter, the mass concentration of particle increases from  $< 4 \text{ \mu g/m}^3$  for individual precursors to  $> 40 \text{ \mu g/m}^3$  for mixture. It can be seen that the mass concentration of SOA generated by the mixed AVOCs system is significantly higher than the sum of the SOA generated by the two separate systems. It should be noted that the surface mean diameter of the particles from n-dodecane, 1,3,5-TMB, and the mixed AVOCs is all around 200 nm. However, due to the enhanced number concentration for mixture, the total surface of the formed particles for mixture ( $> 1.0 \times 10^9 \text{ nm}^2/\text{cm}^3$ ) was higher than individual precursors ( $< 1.0 \times 10^8 \text{ nm}^2/\text{cm}^3$  for n-dodecane;  $< 5.0 \times 10^7 \text{ nm}^2/\text{cm}^3$  for 1,3,5-TMB). Overall, after the two precursors are mixed, the number mean diameter, number concentration, total surface, and mass concentration of the generated particles were improved, while the surface mean diameter of the particles did not change.

From the results shown above, we know that the SOA yield is significantly enhanced when mix n-dodecane and 1,3,5-TMB together. Experimental conditions can influence the SOA yields; however, they only change little on the SOA yield. First, precursor concentration may play a role; however, we can rule it out based on the analysis below. Several previous studies (Lauraguais et al., 2012; Loza et al., 2014; Zhou et al., 2011; Ng et al., 2007a) have reported that the aerosol formation is strongly affected by the initial precursor concentration, with higher initial concentration of precursor leading to higher SOA yields. As higher initial precursor concentration will produce a higher amount of condensable products through chemical processes, thus the formed SOA mass will be higher. The aerosol present in the system will directly affect the gas-particle partitioning, as the medium, it can adsorb the oxidation products; thus, higher SOA mass will lead to higher SOA yield (Lauraguais et al., 2014). In this work, for TMB-1 and TMB-2, while keeping the HONO concentration basically unchanged, the concentration of 1,3,5-TMB increases from 105 ppb ( $514.5 \text{ \mu g/m}^3$ ) to 178 ppb ( $882.9 \text{ \mu g/m}^3$ ), the yield increases by only 1.5%. For the mixed AVOCs reaction system, the concentrations of the precursors for MIX-1 and MIX-2 are 168 and 155 ppb ( $824.2$  and  $756.2 \text{ \mu g/m}^3$ , 1,3,5-TMB), 28 and 22 ppb ( $194.7$  and  $152.3 \text{ \mu g/m}^3$ , n-dodecane), respectively. Compared with TMB-2 experiments, the concentration of MIX precursor is only increased about  $136 \text{ \mu g/m}^3$  and  $25.6 \text{ \mu g/m}^3$  (3%-15%). According to the SOA yields of TMB reaction system, the increase in the precursors mass concentration of the mixed system is not the reason for the large increase in the SOA mass concentration. Second, NO<sub>x</sub> may also influence the

SOA yield, but likely not this case here. Tsiligiannis et al. (2019) observed that the particle formation strongly varied with  $\text{NO}_x$  conditions, the increasing  $\text{NO}_x/\Delta\text{TMB}$  ratio would suppress the SOA formation. In this work, regardless of whether it is a single or a mixed reaction system, the  $\text{NO}_x$  concentration in the system remains basically unchanged. For experiments TMB-2, MIX-1, and MIX-2, they have the similar  $\Delta\text{VOC}/\text{NO}_x$  ratio, all around  $\sim 8$ , but the formed SOA mass concentration is quite different. This indicates that the  $\Delta\text{VOC}/\text{NO}_x$  ratio here has little effect on the enhanced SOA mass concentration of the mixed AVOCs reaction system.

For the enhancement in SOA yield of the mixed AVOCs system, we propose two possible conjectures, as revealed in Figure 2. The first conjecture is that the gas-particle partitioning of the system has changed. The SOA yield of n-dodecane (16-22%) is significantly higher than that of 1,3,5-TMB (4-6%), so the volatility of its products (including gas phase and particle phase) is relatively lower, and it is easier to form particles, e.g., nucleation; for the 1,3,5-TMB reaction system, the products has higher volatility and are difficult to condense and nucleate, so the yield is lower. When 1,3,5-TMB is mixed with n-dodecane, the products of n-dodecane provide a lot of particles for the products of 1,3,5-TMB to coagulate, so the yield is greatly improved. Another conjecture is that there are chemical interactions between the two systems, i.e., the intermediate products of the two precursors may react with each other.

In order to know which conjecture is correct, the injection experiments are performed: n-dodecane and HONO are introduced into the chamber firstly, and after one (Figure 3c and d, MIX-6) or four (Figure 3a and b, MIX-7) hours of photochemical reaction, 1,3,5-TMB is introduced into the chamber. As shown in Figure 3a and c, after the introduction of 1,3,5-TMB, the mass and number concentration of the particles has a certain increase, and the consumption of  $\text{NO}_x$  is accelerated. However, compared with Figure 3e (n-dodecane and 1,3,5-TMB are added together before the photochemical experiments, MIX-4), the final SOA mass concentration of MIX-6 and MIX-7 (Figure 3a and c) are much lower. If our first conjecture plays an important role, one would expect large SOA mass enhancement (similar with mixed experiments) as the products of n-dodecane provide enough condensational sink for 1,3,5-TMB products to condense. The result here indicates that the gas-particle partitioning conjecture plays a minor role in the SOA yield enhancement. In order to further verify our second conjecture, the particle compositions are analyzed and shown below.

Figure 4 shows the ESI-TOF-MS mass spectra of SOA generated from n-dodecane, 1,3,5-TMB, and mixture AVOCs. The representative identified products with strong intensity are shown in Figure S2 and Table 2. The identified products are mainly based on the mass spectra and previous related studies (Tsiligiannis et al., 2019; Li et al., 2017a; Sato et al., 2019). As shown in Figure 4, most products from n-dodecane, 1,3,5-TMB, and mixture AVOCs SOA are concentrated around  $m/z$  200-450, in the range of  $m/z$  500-700, oligomers are formed.

Huang et al. (2015) reported that the predominant products for aging of 1,3,5-trimethylbenzene secondary organic aerosol were organic nitrogen-containing products, aromatic organic acid, oxocarboxylic acid, and oligomer compounds. Due to the various  $\text{NO}_x/\Delta\text{TMB}$  ratios, the formed products might be different. Usually, higher  $\text{NO}$  would lead to the suppression of oligomers and particle formation, and higher  $\text{NO}$  would result in an increase in the formation of organonitrates (Tsiligiannis et al., 2019). The products derived from n-dodecane in the presence of  $\text{NO}_x$  were mainly

225 oxygen-containing organic compounds (i.e., peroxyhemiacetals, hemiacetals, esters, aldol condensation) and organonitrate products (Fahnestock et al., 2015; Lim and Ziemann, 2005). As shown in Table 2, the products derived from 1,3,5-TMB are mainly organonitrates and oxygen-containing organic compounds. For products derived from n-dodecane, the main components are also oxygen-containing organic compounds and organic nitrates. It should be noted that in the mixture AVOCs system, there are some products that are not detected in the separate reaction system (n-dodecane or 1,3,5-TMB),  
230 such as  $C_{16}H_{30}O_4$ ,  $C_{16}H_{24}O_5$ ,  $C_{29}H_{48}O_{10}$ ,  $C_{35}H_{68}O_{10}$ , etc. This indicates that interactions occur between the intermediate products from n-dodecane and 1,3,5-TMB.

The gas phase products of OH-initiated oxidation of 1,3,5-TMB in the presence of  $NO_x$  are mainly 3,5-dimethyl benzaldehyde ( $C_9H_{10}O$ ), 3,5-dimethylbenzoic acid ( $C_9H_{10}O_2$ ), 2-methyl-4-oxo-2-pentenal ( $C_6H_8O_2$ ), 2-methyl-4-oxo-2-pentenoic acid ( $C_6H_8O_3$ ), 2,4,6-trimethylphenol ( $C_9H_{12}O$ ), and 3,5-dimethyl-2-furanone ( $C_6H_8O_2$ ) (Huang et al., 2015),  
235 which contain carbonyl or hydroxyl groups that are formed within 1h photochemical reaction. The intermediate products of OH-initiated oxidation of n-dodecane in the presence of  $NO_x$  are also compounds containing carbonyl and hydroxyl groups, and more alcohol can be formed due to  $RO_2 + NO$  reaction compared to low  $NO_x$  condition (Fahnestock et al., 2015). These compounds tend to undergo acetal reaction and/or esterification reaction in the particle phase. When the photochemical reaction is initiated, the intermediate products produced by 1,3,5-TMB and n-dodecane exist in the same reaction system,  
240 acetal and esterification reactions are more likely to occur in the particle phase due to higher concentration of aldehydes, ketones, alcohols, and carboxylic acids. The proposed reaction mechanism of the mixture AVOCs system is shown in Figure 5. As an example, the  $C_{16}H_{24}O_5$ , which has a much higher intensity in the mixed AVOCs system (as shown in Table 2 and discussed above), might be an ester from the reaction of an acid and an alcohol from 1,3,5-TMB and n-dodecane, respectively.

### 245 3.2 Light absorption of secondary organic aerosol

Figure 6 (a) shows the UV-Vis spectra of the n-dodecane, 1,3,5-TMB, and mixture AVOCs SOA filter extract. Before analyzing the samples, the blank PTFE membrane filter is dissolved with methanol, and the ultraviolet-visible absorption spectrum of the methanol solution is analyzed. The absorption of the SOA filter solutions is mainly concentrated in the wavelength of  $< 300$  nm. This is consistent with previous literature reports: Li et al. (2017a) found that the n-dodecane SOA solutions had no detectable absorption in the wavelength of  $> 350$  nm; Huang et al. (2018) found that the 1,3,5-TMB SOA solutions also had no obvious absorption in the wavelength of  $> 300$  nm. Based on the light absorption spectra, the mass absorption efficiency (MAE,  $m^2/g$ ) of the SOA in the extracts is calculated using the following equation (Chen et al., 2016):  
250

$$MAE(\lambda) = \ln(10) Abs(\lambda)/C_{OM} \quad (7)$$

where  $Abs(\lambda)$  is the light absorption coefficient ( $m^{-1}$ ), and  $C_{OM}$  is the SOA mass concentrations in the extracts. The MAE of the SOA extracts in Figure 6 (a) was calculated from 200 to 300 nm. The MAE at 205 nm were in the order: 1,3,5-TMB SOA  
255 ( $56.8 m^2/g$ )  $>$  dodecane SOA ( $42.5 m^2/g$ )  $>$  mixture AVOCs SOA ( $19.5 m^2/g$ ). The MAE in the 210-250 nm band also show



the same pattern. This indicates that the SOA generated by the mixture AVOCs contains less light-absorbing substance per unit mass relative to dodecane SOA and 1,3,5-TMB SOA.

To further determine the potential functional groups in SOA extracts, ATR-IR spectra were acquired (Figure 6b). In order to eliminate the influence of water, experiments were conducted under dry conditions. As shown in Figure 6 (b) and Table S3, the bold peak at  $3360\text{ cm}^{-1}$  corresponds to the characteristic peak of C-OH in alcohol. The peak at  $3192\text{ cm}^{-1}$  originates from O-H stretching vibration of carboxylic acid. The two characteristic peaks at  $2921\text{ cm}^{-1}$  and  $2850\text{ cm}^{-1}$  corresponds to the C-H stretching vibration of alkane. The peaks at  $1660\text{ cm}^{-1}$  and  $1633\text{ cm}^{-1}$  originate from C=O stretching vibrations. The signal at  $1465\text{ cm}^{-1}$  and  $1415\text{ cm}^{-1}$  represent the deformation vibrations of methyl and methylene groups. The peak around  $1268\text{ cm}^{-1}$  corresponds to the vibration of nitrate groups in nitrate ester. The results above suggest that the SOA extracts are dominantly composed of carbonyl compounds, carboxylic acid, nitrate ester, and alcohol. This is consistent with previous studies (Huang et al., 2015; Fahnstock et al., 2015).

### 3.3 Factors affecting the formation of SOA and ozone

According to previous studies, ozone concentration was statistically positively correlated with temperature, solar radiation intensity, and sunshine hours, and was negatively correlated with precipitation, relative humidity (RH), visibility, and wind speed (Wang et al., 2017; Huang et al., 2019; Jaffe and Zhang, 2017). In this work, the factors affecting ozone generation considered in this work mainly included solar radiation intensity, temperature, and precursor concentrations. Figure 7 showed the generation of ozone during the photochemical reactions of three different reaction systems. As shown in Figure 7 (a), for n-dodecane reaction system, the ozone concentration was  $\text{Dod-1} > \text{Dod-2}$ . As revealed by Table S2 and Figure S1, under similar  $\Delta\text{VOCs}/\text{NO}_x$  ratio and solar radiation intensity ( $J(\text{NO}_2)$ ), higher temperature would promote the formation of ozone. For 1,3,5-TMB reaction system, the formed ozone concentration followed the order:  $\text{TMB-2} > \text{S-TMB-3} > \text{TMB-1}$ . The corresponding  $\Delta\text{VOCs}/\text{NO}_x$  ratio were 8.13, 6.12, and 4.48, respectively. The temperature conditions were  $\text{TMB-1} > \text{TMB-2} > \text{TMB-3}$ . The  $J(\text{NO}_2)$  was similar for the three experiments. With the similar solar radiation intensity, the  $\Delta\text{VOCs}/\text{NO}_x$  ratio of precursors played a decisive role in the generation of ozone concentration compared to the temperature conditions. For mixed AVOCs reaction system, the order of formed ozone concentration was  $\text{MIX-2} > \text{MIX-1}$ . The corresponding  $\Delta\text{VOCs}/\text{NO}_x$  ratio was 7.83 and 8; the  $J(\text{NO}_2)$  was  $\text{MIX-1} \sim \text{MIX-2}$ . The TMB/Dod ratio were 7 and 6. This indicated that, under similar  $\Delta\text{VOCs}/\text{NO}_x$  ratio and  $J(\text{NO}_2)$  conditions, higher TMB/Dod ratio would promote the formation of ozone. For experiments MIX-2 and MIX-3, the  $\Delta\text{VOCs}/\text{NO}_x$  ratio were similar, the temperature conditions were  $\text{MIX-2} > \text{MIX-3}$ , the  $J(\text{NO}_2)$  was  $\text{MIX-2} \sim \text{MIX-3}$ , the TMB/Dod ratio were 9.1 and 7. The conditions above indicated that the higher TMB/Dod ratio played a decisive role in the generation of ozone concentration. In conclusion, lower temperature and higher  $\Delta\text{VOCs}/\text{NO}_x$  (ppbC/ppb) ratio in a separate reaction system will promote the particle formation; the relative content of reaction precursors (ppb/ppb) in the mixed system will affect the formed particles, with similar  $\Delta\text{VOCs}/\text{NO}_x$  ratio, higher concentration of n-dodecane would promote the generation of particles; reaction conditions have little effect on the size of the final particle size.

290 As shown in Figure 8, for n-dodecane reaction system, the mass concentration, number concentration, and total surface  
of the particles were Dod-1 < Dod-2. According to Figure S1 and Table S2, under similar  $\Delta\text{VOCs}/\text{NO}_x$  ratio and  $J(\text{NO}_2)$ ,  
lower temperature would promote the formation of particles. However, the surface mean and number mean diameter of the  
two experiments were around 100 and 200 nm, this indicated that temperature had little effect on the diameter of the formed  
particles. For 1,3,5-TMB reaction system, under similar  $J(\text{NO}_2)$ , lower temperature and higher  $\Delta\text{VOCs}/\text{NO}_x$  ratio would  
295 promote the particle formation; temperature and  $\Delta\text{VOCs}/\text{NO}_x$  ratio had little effect on the particle diameters. For the mixture  
experiments, under similar  $\Delta\text{VOCs}/\text{NO}_x$  ratio, compared with  $J(\text{NO}_2)$  and temperature, higher Dod/TMB ratio would  
promote the particle formation; similarly, the above conditions had little effect on the particle size. In conclusion, higher  
temperature and higher  $\Delta\text{VOCs}/\text{NO}_x$  (ppbC/ppb) ratio in a separate reaction system will promote the generation of ozone;  
the relative content of reaction precursors (ppb/ppb) in the mixed system will affect the concentration of ozone, with similar  
300  $\Delta\text{VOCs}/\text{NO}_x$  ratio, higher concentration of 1,3,5-TMB will promote ozone generation.

#### 4 Atmospheric Implications

Our findings demonstrate that the SOA yield derived from the mixed anthropogenic volatile organic compounds (n-dodecane  
+ 1,3,5-TMB) in the presence of HONO is higher than the predicted value. The results of this work further demonstrate the  
305 inaccuracy of the SOA yield calculation method for the VOCs mixture, i.e., the simple linear addition of SOA yields from  
the individual yield of the compound in the VOCs mixture. This calculation method may underestimate or overestimate the  
SOA production. In this work, the SOA production from the mixed n-dodecane and 1,3,5-TMB is underestimated. In the  
general case, the SOA yields from the individual compounds should be used with caution when calculating the SOA yields  
from VOCs mixture. In addition, as the representative substances of motor-vehicle exhaust, long-chain alkanes and aromatic  
310 hydrocarbons exist in the atmospheric at the same time. The increase in SOA yield after mixing the two kinds of compounds  
gives us an insight on the SOA yield derived from vehicular exhaust. Our results indicate that SOA formation needs to be  
considered more realistically in the atmosphere.

#### 5 Conclusions

In summary, a set of photochemical experiments are carried out in a large-scale outdoor smog chamber. The measured SOA  
315 mass concentration of the mixed AVOCs (n-dodecane + 1,3,5-TMB) is compared to the predicted SOA mass concentration  
based on the SOA mass yields of the individual compounds. Results show that the SOA formation from the mixed AVOCs is  
enhanced. Mass spectra of the SOA particles indicates that interaction occurs between the intermediate products from the  
two precursors, and the products previously present in the gas-phase may enter the particle-phase through this inter-reaction.

This could be the main reason for the enhanced SOA production from the mixed AVOCs reaction system. The SOA  
320 formation and the ozone formation vary with the NO<sub>x</sub>/VOCs ratio, the temperature, and the solar radiation intensity.

Further research is needed to study the SOA chemistry from biogenic-biogenic VOC mixtures, biogenic-anthropogenic  
VOC mixtures, and anthropogenic-anthropogenic VOC mixtures. The interactions between VOC mixtures and the effect on  
SOA formation are needed to be determined.

325 *Data availability.* The data used in this study are available upon request from the corresponding author.

*Author contributions.* Junling Li and Hong Li conceived and led the studies. Junling Li, Kun Li, Yan Chen, Hao Zhang, Xin  
Zhang, and Zhenhai Wu performed chamber simulation and data analysis. Hong Li, Yongchun Liu, Xuezhong Wang,  
Weigang Wang, and Maofa Ge discussed the results and commented on the paper. Junling Li prepared the article with  
330 contributions from all co-authors.

*Competing interests.* The authors declare that they have no conflict of interest.

*Acknowledgements.* This project was supported by the Beijing Municipal Science & Technology Commission (No.  
335 Z181100005418015) and China Postdoctoral Science Foundation (2019M660752). We would like to thank Mr. Bin Liang  
from Bruker for supporting us in mass spectrometry analysis.

*Financial support.* This project was supported by the Beijing Municipal Science & Technology Commission (No.  
Z181100005418015) and China Postdoctoral Science Foundation (2019M660752).

## 340 **References**

- Aimanan, S., and Ziemann, P. J.: Chemical mechanisms of aging of aerosol formed from the reaction of n-pentadecane with  
OH radicals in the presence of NO<sub>x</sub>, *Aerosol Sci. Technol.*, 47, 979-990, 10.1080/02786826.2013.804621, 2013.
- Appel, K. W., Napelenok, S. L., Foley, K. M., Pye, H. O. T., Hogrefe, C., Luecken, D. J., Bash, J. O., Roselle, S. J., Pleim, J.  
E., Foroutan, H., Hutzell, W. T., Pouliot, G. A., Sarwar, G., Fahey, K. M., Gantt, B., Gilliam, R. C., Heath, N. K., Kang,  
345 D., Mathur, R., Schwede, D. B., Spero, T. L., Wong, D. C., and Young, J. O.: Description and evaluation of the  
Community Multiscale Air Quality (CMAQ) modeling system version 5.1, *Geosci. Model Dev.*, 10, 1703-1732,  
10.5194/gmd-10-1703-2017, 2017.
- Atkinson, R., and Arey, J.: Atmospheric degradation of volatile organic compounds, *Chem. Rev.*, 103, 4605-4638,  
10.1021/cr0206420, 2003.

- 350 Calvert, J. G., Atkinson, R., Becker, K. H., Kamens, R. M., Seinfeld, J. H., Wallington, T. J., and Yarwood, G.: The mechanisms of atmospheric oxidation of aromatic hydrocarbons, Oxford University Press: New York, 2002.
- Cao, G., and Jang, M.: Effects of particle acidity and UV light on secondary organic aerosol formation from oxidation of aromatics in the absence of NO<sub>x</sub>, *Atmos. Environ.*, 41, 7603-7613, 10.1016/j.atmosenv.2007.05.034, 2007.
- Carlton, A. G., Pinder, R. W., Bhawe, P. V., and Pouliot, G. A.: To what extent can biogenic SOA be controlled? *Environ. Sci. Technol.*, 44, 3376-3380, 2010.
- 355 Charron, A., Polo-Rehn, L., Besombes, J.-L., Golly, B., Buisson, C., Chanut, H., Marchand, N., Guillaud, G., and Jaffrezo, J.-L.: Identification and quantification of particulate tracers of exhaust and non-exhaust vehicle emissions, *Atmos. Chem. Phys.*, 19, 5187-5207, 10.5194/acp-19-5187-2019, 2019.
- Chen, T., Liu, Y., Ma, Q., Chu, B., Zhang, P., Liu, C., Liu, J., and He, H.: Significant source of secondary aerosol: formation from gasoline evaporative emissions in the presence of SO<sub>2</sub> and NH<sub>3</sub>, *Atmos. Chem. Phys.*, 19, 8063-8081, 10.5194/acp-19-8063-2019, 2019.
- 360 Chen, Q., Ikemori, F., and Mochida, M.: Light absorption and excitation-emission fluorescence of urban organic aerosol components and their relationship to chemical structure, *Environ. Sci. Technol.*, 50, 10859-10868, 10.1021/acs.est.6b02541, 2016.
- 365 de Gouw, J. A., Middlebrook, A. M., Warneke, C., Goldan, P. D., Kuster, W. C., Roberts, J. M., Fehsenfeld, F. C., Worsnop, D. R., Canagaratna, M. R., Pszenny, A. A. P., Keene, W. C., Marchewka, M., Bertman, S. B., and Bates, T. S.: Budget of organic carbon in a polluted atmosphere: Results from the New England Air Quality Study in 2002, *J. Geophys. Res.-Atmos.*, 110, 10.1029/2004jd005623, 2005.
- Fahnestock, K. A. S., Yee, L. D., Loza, C. L., Coggon, M. M., Schwantes, R., Zhang, X., Dalleska, N. F., and Seinfeld, J. H.: Secondary Organic Aerosol Composition from C-12 Alkanes, *J. Phys. Chem. A*, 119, 4281-4297, 10.1021/jp501779w, 2015.
- 370 Galloway, M. M., Loza, C. L., Chhabra, P. S., Chan, A. W. H., Yee, L. D., Seinfeld, J. H., and Keutsch, F. N.: Analysis of photochemical and dark glyoxal uptake: Implications for SOA formation, *Geophys. Res. Lett.*, 38, 10.1029/2011gl048514, 2011.
- 375 Garmash, O., Rissanen, M. P., Pullinen, I., Schmitt, S., Kausiala, O., Tillmann, R., Percival, C., Bannan, T. J., Priestley, M., Hallquist, Å. M., Kleist, E., Kiendler-Scharr, A., Hallquist, M., Berndt, T., McFiggans, G., Wildt, J., Mentel, T., and Ehn, M.: Multi-generation OH oxidation as a source for highly oxygenated organic molecules from aromatics, *Atmos. Chem. Phys.* 1-33, 10.5194/acp-2019-582, 2019.
- Gentner, D. R., Isaacman, G., Worton, D. R., Chan, A. W. H., Dallmann, T. R., Davis, L., Liu, S., Day, D. A., Russell, L. M., 380 Wilson, K. R., Weber, R., Guha, A., Harley, R. A., and Goldstein, A. H.: Elucidating secondary organic aerosol from diesel and gasoline vehicles through detailed characterization of organic carbon emissions, *Proc. Natl. Acad. Sci. USA*, 109, 18318-18323, 10.1073/pnas.1212272109, 2012.

- Glasius, M., la Cour, A., and Lohse, C.: Fossil and nonfossil carbon in fine particulate matter: A study of five European cities, *J. Geophys. Res.*, 116, 10.1029/2011jd015646, 2011.
- 385 Grosjean, D.: ERT outdoor environmental chamber and dedicated analytical facilities., Environ. Res. Technol., Inc., Westlake Village, CA, Report P-A704-050, 1981.
- Heald, C. L., Jacob, D. J., Park, R. J., Russell, L. M., Huebert, B. J., Seinfeld, J. H., Liao, H., and Weber, R. J.: A large organic aerosol source in the free troposphere missing from current models, *Geophys. Res. Lett.*, 32, 10.1029/2005gl023831, 2005.
- 390 Herrmann, H., Schaefer, T., Tilgner, A., Styler, S. A., Weller, C., Teich, M., and Otto, T.: Tropospheric aqueous-phase chemistry: kinetics, mechanisms, and its coupling to a changing gas phase, *Chem. Rev.*, 115, 4259-4334, 10.1021/cr500447k, 2015.
- Hodzic, A., Jimenez, J. L., Madronich, S., Canagaratna, M. R., DeCarlo, P. F., Kleinman, L., and Fast, J.: Modeling organic aerosols in a megacity: potential contribution of semi-volatile and intermediate volatility primary organic compounds to secondary organic aerosol formation, *Atmos. Chem. Phys.*, 10, 5491-5514, 10.5194/acp-10-5491-2010, 2010.
- 395 Hoyle, C. R., Boy, M., Donahue, N. M., Fry, J. L., Glasius, M., Guenther, A., Hallar, A. G., Huff Hartz, K., Petters, M. D., Petäjä, T., Rosenoern, T., and Sullivan, A. P.: A review of the anthropogenic influence on biogenic secondary organic aerosol, *Atmos. Chem. Phys.*, 11, 321-343, 10.5194/acp-11-321-2011, 2011.
- Huang, J., McQueen, J., Wilczak, J., Djalalova, I., Stajner, I., Shafran, P., Allured, D., Lee, P., Pan, L., Tong, D., Huang, H.-400 C., DiMego, G., Upadhayay, S., and Delle Monache, L.: Improving NOAA NAQFC PM<sub>2.5</sub> Predictions with a Bias Correction Approach, *Weather and Forecasting*, 32, 407-421, 10.1175/waf-d-16-0118.1, 2017a.
- Huang, M., Lin, Y., Huang, X., Liu, X., Guo, X., Hu, C., Zhao, W., Gu, X., Fang, L., and Zhang, W.: Experimental study of particulate products for aging of 1,3,5-trimethylbenzene secondary organic aerosol, *Atmos. Pollut. Res.*, 6, 209-219, 10.5094/apr.2015.025, 2015.
- 405 Huang, M., Hao, L., Cai, S., Gu, X., Zhang, W., Hu, C., Wang, Z., Fang, L., and Zhang, W.: Effects of inorganic seed aerosols on the particulate products of aged 1,3,5-trimethylbenzene secondary organic aerosol, *Atmos. Environ.*, 152, 490-502, 10.1016/j.atmosenv.2017.01.010, 2017b.
- Huang, M., Xu, J., Cai, S., Liu, X., Hu, C., Gu, X., Fang, L., and Zhang, W.: Mass Spectral Analysis of the Aged 1,3,5-Trimethylbenzene Secondary Organic Aerosol in the Presence of Ammonium Sulfate Seeds, *Polish J. Environ. Stud.*, 410 26, 1531-1537, 10.15244/pjoes/66768, 2017c.
- Huang, M., Xu, J., Cai, S., Liu, X., Hu, C., Gu, X., Zhao, W., Fang, L., and Zhang, W.: Chemical analysis of particulate products of aged 1,3,5-trimethylbenzene secondary organic aerosol in the presence of ammonia, *Atmos. Pollut. Res.*, 9, 146-155, 10.1016/j.apr.2017.08.003, 2018.
- Huang, X.-g., Shao, T.-j., Zhao, J.-b., Cao, J.-j., and Yue, D.-p.: Impact of meteorological factors and precursors on spatial distribution of ozone concentration in Eastern China, *China Environ. Sci.*, 39, 2273-2282, 10.19674/j.cnki.issn1000-415 6923.2019.0270, 2019.

- J. Midey\*, A., Williams, S., M. Miller, T., and Viggiano, A. A.: Reactions of  $O_2^+$ ,  $NO^+$  and  $H_3O^+$  with methylcyclohexane ( $C_7H_{14}$ ) and cyclooctane ( $C_8H_{16}$ ) from 298 to 700 K, *Int. J. Mass Spectrom.*, 222, 413-430, 2003.
- Jaffe, D. A., and Zhang, L.: Meteorological anomalies lead to elevated  $O_3$  in the western U.S. in June 2015, *Geophys. Res. Lett.*, 44, 1990-1997, 10.1002/2016gl072010, 2017.
- 420 Johnson, D., Jenkin, M. E., Wirtz, K., and Martin-Reviejo, M.: Simulating the formation of secondary organic aerosol from the photooxidation of toluene, *Environ. Chem.*, 1, 150, 10.1071/en04069, 2004.
- Kanakidou, M., Seinfeld, J. H., Pandis, S. N., Barnes, I., Dentener, F. J., Facchini, M. C., Dingenen, R. V., Ervens, B., Nenes, A., Nielsen, C. J., Swietlicki, E., Putaud, J. P., Balkanski, Y., Fuzzi, S., Horth, J., Moortgat, G. K., R. Winterhalter, 425 Myhre, C. E. L., Tsigaridis, K., Vignati, E., Stephanou, E. G., and J. Wilson: Organic aerosol and global climate modelling: a review, *Atmos. Chem. Phys.*, 5, 1053-1123, 2005.
- Kansal, A.: Sources and reactivity of NMHCs and VOCs in the atmosphere: a review, *J. Hazard. Mater.*, 166, 17-26, 10.1016/j.jhazmat.2008.11.048, 2009.
- Kari, E., Hao, L., Ylisirniö, A., Buchholz, A., Leskinen, A., Yli-Pirilä, P., Nuutinen, I., Kuusalo, K., Jokiniemi, J., Faiola, C. 430 L., Schobesberger, S., and Virtanen, A.: Potential dual effect of anthropogenic emissions on the formation of biogenic secondary organic aerosol (BSOA), *Atmos. Chem. Phys.*, 19, 15651-15671, 10.5194/acp-19-15651-2019, 2019.
- Kelly, J. M., Doherty, R. M., amp, apos, Connor, F. M., and Mann, G. W.: The impact of biogenic, anthropogenic, and biomass burning volatile organic compound emissions on regional and seasonal variations in secondary organic aerosol, *Atmos. Chem. Phys.*, 18, 7393-7422, 10.5194/acp-18-7393-2018, 2018.
- 435 Kim, H., and Paulson, S. E.: Real refractive indices and volatility of secondary organic aerosol generated from photooxidation and ozonolysis of limonene,  $\alpha$ -pinene and toluene, *Atmos. Chem. Phys.*, 13, 7711-7723, 10.5194/acp-13-7711-2013, 2013.
- Kroll, J. H., Chan, A. W. H., Ng, N. L., Flagan, R. C., and Seinfeld, J. H.: Reactions of semivolatile organics and their effects on secondary organic aerosol formation, *Environ. Sci. Technol.*, 41, 3545-3550, 2007.
- 440 Laskin, A., Laskin, J., and Nizkorodov, S. A.: Chemistry of atmospheric brown carbon, *Chem. Rev.*, 115, 4335-4382, 10.1021/cr5006167, 2015.
- Lauraguais, A., Coeur-Tourneur, C., Cassez, A., and Seydi, A.: Rate constant and secondary organic aerosol yields for the gas-phase reaction of hydroxyl radicals with syringol (2,6-dimethoxyphenol), *Atmos. Environ.*, 55, 43-48, 10.1016/j.atmosenv.2012.02.027, 2012.
- 445 Lauraguais, A., Coeur-Tourneur, C., Cassez, A., Deboudt, K., Fourmentin, M., and Choël, M.: Atmospheric reactivity of hydroxyl radicals with guaiacol (2-methoxyphenol), a biomass burning emitted compound: Secondary organic aerosol formation and gas-phase oxidation products, *Atmos. Environ.*, 86, 155-163, 10.1016/j.atmosenv.2013.11.074, 2014.
- Li, J., Li, K., Wang, W., Wang, J., Peng, C., and Ge, M.: Optical properties of secondary organic aerosols derived from long-chain alkanes under various  $NO_x$  and seed conditions, *Sci. Total Environ.*, 579, 1699-1705, 450 10.1016/j.scitotenv.2016.11.189, 2017a.

- Li, J., Wang, W., Li, K., Zhang, W., Peng, C., Zhou, L., Shi, B., Chen, Y., Liu, M., Li, H., and Ge, M.: Temperature effects on optical properties and chemical composition of secondary organic aerosol derived from n-dodecane, *Atmos. Chem. Phys.* 20, 8123-8137, <https://doi.org/10.5194/acp-20-8123-2020>, 2020.
- 455 Li, J., Li, H., Wang, X., Wang, W., Ge, M., Zhang, H., Zhang, X., Li, K., Chen, Y., Wu, Z., Chai, F., Meng, F., Mu, Y., Mellouki, A., Bi, F., Zhang, Y., Wu, L., and Liu, Y.: A large-scale outdoor atmospheric simulation smog chamber for studying atmospheric photochemical processes: Characterization and preliminary application, *J. Environ. Sci.* 102, 185-197, 2021.
- 460 Li, K., Li, J., Liggio, J., Wang, W., Ge, M., Liu, Q., Guo, Y., Tong, S., Li, J., Peng, C., Jing, B., Wang, D., and Fu, P.: Enhanced light scattering of secondary organic aerosols by multiphase reactions, *Environ. Sci. Technol.*, 51, 1285-1292, [10.1021/acs.est.6b03229](https://doi.org/10.1021/acs.est.6b03229), 2017b.
- Li, K., Li, J., Wang, W., Tong, S., Liggio, J., and Ge, M.: Evaluating the effectiveness of joint emission control policies on the reduction of ambient VOCs: Implications from observation during the 2014 APEC summit in suburban Beijing, *Atmos. Environ.*, 164, 117-127, [10.1016/j.atmosenv.2017.05.050](https://doi.org/10.1016/j.atmosenv.2017.05.050), 2017c.
- 465 Li, K., Li, J., Wang, W., Li, J., Peng, C., Wang, D., and Ge, M.: Effects of gas-particle partitioning on refractive index and chemical composition of m-xylene secondary organic aerosol, *J. Phys. Chem. A*, [10.1021/acs.jpca.7b12792](https://doi.org/10.1021/acs.jpca.7b12792), 2018.
- Lim, Y. B., and Ziemann, P. J.: Products and mechanism of secondary organic aerosol formation from reactions of n-alkanes with OH radicals in the presence of NO<sub>x</sub>, *Environ. Sci. Technol.*, 39, 9229-9236, [10.1021/es051447g](https://doi.org/10.1021/es051447g), 2005.
- Lim, Y. B., and Ziemann, P. J.: Effects of molecular structure on aerosol yields from OH radical-initiated reactions of linear, branched, and cyclic alkanes in the presence of NO<sub>x</sub>, *Environ. Sci. Technol.*, 43, 2328-2334, [10.1021/es803389s](https://doi.org/10.1021/es803389s), 2009.
- 470 Loza, C. L., Craven, J. S., Yee, L. D., Coggon, M. M., Schwantes, R. H., Shiraiwa, M., Zhang, X., Schilling, K. A., Ng, N. L., Canagaratna, M. R., Ziemann, P. J., Flagan, R. C., and Seinfeld, J. H.: Secondary organic aerosol yields of 12-carbon alkanes, *Atmos. Chem. Phys.*, 14, 1423-1439, [10.5194/acp-14-1423-2014](https://doi.org/10.5194/acp-14-1423-2014), 2014.
- Luo, H., Jia, L., Wan, Q., An, T., and Wang, Y.: Role of liquid water in the formation of O<sub>3</sub> and SOA particles from 1,2,3-trimethylbenzene, *Atmos. Environ.*, 217, 116955, [10.1016/j.atmosenv.2019.116955](https://doi.org/10.1016/j.atmosenv.2019.116955), 2019.
- 475 McFiggans, G., Mentel, T. F., Wildt, J., Pullinen, I., Kang, S., Kleist, E., Schmitt, S., Springer, M., Tillmann, R., Wu, C., Zhao, D., Hallquist, M., Faxon, C., Le Breton, M., Hallquist, A. M., Simpson, D., Bergstrom, R., Jenkin, M. E., Ehn, M., Thornton, J. A., Alfarra, M. R., Bannan, T. J., Percival, C. J., Priestley, M., Topping, D., and Kiendler-Scharr, A.: Secondary organic aerosol reduced by mixture of atmospheric vapours, *Nature*, 565, 587-593, [10.1038/s41586-018-0871-y](https://doi.org/10.1038/s41586-018-0871-y), 2019.
- 480 McMurry, P. H., and Grosjean, D.: Gas and aerosol wall losses in Teflon film smog chambers, *Environ. Sci. Technol.*, 19, 1176-1182, [10.1021/es00142a006](https://doi.org/10.1021/es00142a006), 1985.
- Mellouki, A., Wallington, T. J., and Chen, J.: Atmospheric chemistry of oxygenated volatile organic compounds: impacts on air quality and climate, *Chem. Rev.*, 115, 3984-4014, [10.1021/cr500549n](https://doi.org/10.1021/cr500549n), 2015.

- Moise, T., Flores, J. M., and Rudich, Y.: Optical properties of secondary organic aerosols and their changes by chemical processes, *Chem. Rev.*, 115, 4400-4439, 10.1021/cr5005259, 2015.
- 485 Nakao, S., Tang, P., Tang, X., Clark, C. H., Qi, L., Seo, E., Asa-Awuku, A., and Cocker, D.: Density and elemental ratios of secondary organic aerosol: Application of a density prediction method, *Atmos. Environ.*, 68, 273-277, 10.1016/j.atmosenv.2012.11.006, 2013.
- Ng, N. L., Chhabra, P. S., Chan, A. W. H., Surratt, J. D., Kroll, J. H., Kwan, A. J., McCabe, D. C., Wennberg, P. O., Sorooshian, A., Murphy, S. M., Dalleska, N. F., Flagan, R. C., and Seinfeld, J. H.: Effect of NO<sub>x</sub> level on secondary organic aerosol (SOA) formation from the photooxidation of terpenes, *Atmos. Chem. Phys.*, 7, 5159-5174, 2007a.
- 490 Ng, N. L., Kroll, J. H., Chan, A. W. H., Chhabra, P. S., Flagan, R. C., and Seinfeld, J. H.: Secondary organic aerosol formation from m-xylene, toluene, and benzene, *Atmospheric Chemistry and Physics*, 7, 3909-3922, 2007b.
- Odum, J. R., Hoffmann, T., Bowman, F., Collins, D., Flagan, R. C., and Seinfeld, J. H.: Gas/particle partitioning and secondary organic aerosol yields, *Environ. Sci. Technol.*, 30, 2580-2585, 10.1021/es950943+, 1996.
- 495 Paulsen, D., Dommen, J., Kalberer, M., Prevot, A. S. h., Richter, R., Sax, M., Steinbacher, M., Weingartner, E., and Baltensperger, U.: Secondary organic aerosol formation by irradiation of 1,3,5-trimethylbenzene-NO<sub>x</sub>-H<sub>2</sub>O in a new reaction chamber for atmospheric chemistry and physics, *Environ. Sci. Technol.*, 39, 2668-2678, 2005.
- Phillips, S. M., and Smith, G. D.: Light absorption by charge transfer complexes in brown carbon aerosols, *Environ. Sci. Technol. Lett.*, 1, 382-386, 10.1021/ez500263j, 2014.
- 500 Poschl, U.: Atmospheric aerosols: Composition, transformation, climate and health effects, *Angew. Chem. Int. Ed.*, 44, 7520-7540, 10.1002/anie.200501122, 2005.
- Poschl, U., and Shiraiwa, M.: Multiphase chemistry at the atmosphere-biosphere interface influencing climate and public health in the anthropocene, *Chem. Rev.*, 115, 4440-4475, 10.1021/cr500487s, 2015.
- 505 Ren, J., Zhang, F., Wang, Y., Collins, D., Fan, X., Jin, X., Xu, W., Sun, Y., Cribb, M., and Li, Z.: Using different assumptions of aerosol mixing state and chemical composition to predict CCN concentrations based on field measurements in urban Beijing, *Atmos. Chem. Phys.*, 18, 6907-6921, 10.5194/acp-18-6907-2018, 2018.
- Requia, W. J., Higgins, C. D., Adams, M. D., Mohamed, M., and Koutrakis, P.: The health impacts of weekday traffic: A health risk assessment of PM<sub>2.5</sub> emissions during congested periods, *Environ. Int.*, 111, 164-176, 10.1016/j.envint.2017.11.025, 2018.
- 510 Robinson, A. L., Donahue, N. M., Shrivastava, M. K., Weitkamp, E. A., Sage, A. M., Grieshop, A. P., Lane, T. E., Pierce, J. R., and Pandis, S. N.: Rethinking organic aerosols: Semivolatile emissions and photochemical aging, *Science*, 315, 1259-1262, 10.1126/science.1133061, 2007.
- Saathoff, H., Naumann, K.-H., Moehler, O., Jonsson, A. M., Hallquist, M., Kiendler-Scharr, A., Mentel, T. F., Tillmann, R., and Schurath, U.: Temperature dependence of yields of secondary organic aerosols from the ozonolysis of  $\alpha$ -pinene and limonene, *Atmos. Chem. Phys.*, 9, 1551-1577, 2009.
- 515



- Sato, K., Fujitani, Y., Inomata, S., Morino, Y., Tanabe, K., Hikida, T., Shimono, A., Takami, A., Fushimi, A., Kondo, Y., Imamura, T., Tanimoto, H., and Sugata, S.: A study of volatility by composition, heating, and dilution measurements of secondary organic aerosol from 1,3,5-trimethylbenzene, *Atmos. Chem. Phys.*, 19, 14901-14915, 10.5194/acp-19-14901-2019, 2019.
- Seinfeld J.H., P. S. N.: *Atmospheric chemistry and physics: from air pollution to climate change*, John Wiley & Sons, 2006.
- Shilling, J. E., Zaveri, R. A., Fast, J. D., Kleinman, L., Alexander, M. L., Canagaratna, M. R., Fortner, E., Hubbe, J. M., Jayne, J. T., Sedlacek, A., Setyan, A., Springston, S., Worsnop, D. R., and Zhang, Q.: Enhanced SOA formation from mixed anthropogenic and biogenic emissions during the CARES campaign, *Atmos. Chem. Phys.*, 13, 2091-2113, 10.5194/acp-13-2091-2013, 2013.
- Shiraiwa, M., Yee, L. D., Schilling, K. A., Loza, C. L., Craven, J. S., Zuend, A., Ziemann, P. J., and Seinfeld, J. H.: Size distribution dynamics reveal particle-phase chemistry in organic aerosol formation, *Proc. Natl. Acad. Sci. USA*, 110, 11746-11750, 10.1073/pnas.1307501110, 2013.
- Shrivastava, M., Cappa, C. D., Fan, J., Goldstein, A. H., Guenther, A. B., Jimenez, J. L., Kuang, C., Laskin, A., Martin, S. T., Ng, N. L., Petaja, T., Pierce, J. R., Rasch, P. J., Roldin, P., Seinfeld, J. H., Shilling, J., Smith, J. N., Thornton, J. A., Volkamer, R., Wang, J., Worsnop, D. R., Zaveri, R. A., Zelenyuk, A., and Zhang, Q.: Recent advances in understanding secondary organic aerosol: Implications for global climate forcing, *Rev. Geophys.*, 55, 509-559, 10.1002/2016rg000540, 2017.
- Slowik, J. G., Stroud, C., Bottenheim, J. W., Brickell, P. C., Chang, R. Y.-W., Liggio, J., Makar, P. A., Martin, R. V., Moran, M. D., Shantz, N. C., Sjostedt, S. J., Donkelaar, A. v., Vlasenko, A., Wiebe, H. A., Xia, A. G., Zhang, J., Leaitch, W. R., and Abbatt, J. P. D.: Characterization of a large biogenic secondary organic aerosol event from eastern Canadian forests, *Atmos. Chem. Phys.*, 10, 2825-2845, 2010.
- Spracklen, D. V., Jimenez, J. L., Carslaw, K. S., Worsnop, D. R., Evans, M. J., Mann, G. W., Zhang, Q., Canagaratna, M. R., Allan, J., Coe, H., McFiggans, G., Rap, A., and Forster, P.: Aerosol mass spectrometer constraint on the global secondary organic aerosol budget, *Atmos. Chem. Phys.*, 11, 12109-12136, 10.5194/acp-11-12109-2011, 2011.
- Tkacik, D. S., Presto, A. A., Donahue, N. M., and Robinson, A. L.: Secondary Organic Aerosol Formation from Intermediate-Volatility Organic Compounds: Cyclic, Linear, and Branched Alkanes, *Environ. Sci. Technol.*, 46, 8773-8781, 10.1021/es301112c, 2012.
- Trostl, J., Chuang, W. K., Gordon, H., Heinritzi, M., Yan, C., Molteni, U., Ahlm, L., Frege, C., Bianchi, F., Wagner, R., Simon, M., Lehtipalo, K., Williamson, C., Craven, J. S., Duplissy, J., Adamov, A., Almeida, J., Bernhammer, A. K., Breitenlechner, M., Brilke, S., Dias, A., Ehrhart, S., Flagan, R. C., Franchin, A., Fuchs, C., Guida, R., Gysel, M., Hansel, A., Hoyle, C. R., Jokinen, T., Junninen, H., Kangasluoma, J., Keskinen, H., Kim, J., Krapf, M., Kurten, A., Laaksonen, A., Lawler, M., Leiminger, M., Mathot, S., Mohler, O., Nieminen, T., Onnela, A., Petaja, T., Piel, F. M., Miettinen, P., Rissanen, M. P., Rondo, L., Sarnela, N., Schobesberger, S., Sengupta, K., Sipila, M., Smith, J. N., Steiner, G., Tome, A., Virtanen, A., Wagner, A. C., Weingartner, E., Wimmer, D., Winkler, P. M., Ye, P., Carslaw, K. S.,

- Curtius, J., Dommen, J., Kirkby, J., Kulmala, M., Riipinen, I., Worsnop, D. R., Donahue, N. M., and Baltensperger, U.: The role of low-volatility organic compounds in initial particle growth in the atmosphere, *Nature*, 533, 527-531, 10.1038/nature18271, 2016.
- 555 Tsiligiannis, E., Hammes, J., Salvador, C. M., Mentel, T. F., and Hallquist, M.: Effect of NO<sub>x</sub> on 1,3,5-trimethylbenzene (TMB) oxidation product distribution and particle formation, *Atmos. Chem. Phys.*, 19, 15073-15086, 10.5194/acp-19-15073-2019, 2019.
- Volkamer, R., Jimenez, J. L., San Martini, F., Dzepina, K., Zhang, Q., Salcedo, D., Molina, L. T., Worsnop, D. R., and Molina, M. J.: Secondary organic aerosol formation from anthropogenic air pollution: Rapid and higher than expected, *Geophys. Res. Lett.*, 33, 4, 10.1029/2006gl026899, 2006.
- 560 von Schneidemesser, E., Monks, P. S., Allan, J. D., Bruhwiler, L., Forster, P., Fowler, D., Lauer, A., Morgan, W. T., Paasonen, P., Righi, M., Sindelarova, K., and Sutton, M. A.: Chemistry and the Linkages between Air Quality and Climate Change, *Chem. Rev.*, 115, 3856-3897, 10.1021/acs.chemrev.5b00089, 2015.
- Wang, C., Wu, C., Wang, S., Qi, J., Wang, B., Wang, Z., Hu, W., Chen, W., Ye, C., Wang, W., Sun, Y., Wang, C., Huang, S., Song, W., Wang, X., Yang, S., Zhang, S., Xu, W., Ma, N., Zhang, Z., Jiang, B., Su, H., Cheng, Y., Wang, X., Shao, M., and Yuan, B.: Measurements of higher alkanes using NO<sup>+</sup> PTR-ToF-MS: significant contributions of higher alkanes to secondary organic aerosols in China, *Atmos. Chem. Phys. Discuss.*, 10.5194/acp-2020-145, 2020.
- 565 Wang, T., Xue, L., Brimblecombe, P., Lam, Y. F., Li, L., and Zhang, L.: Ozone pollution in China: A review of concentrations, meteorological influences, chemical precursors, and effects, *Sci. Total Environ.*, 575, 1582-1596, 10.1016/j.scitotenv.2016.10.081, 2017.
- 570 Wirtz, K., and Martin-Reviejo, M.: Density of secondary organic aerosols, *J. Aerosol Sci.*, 34, S223-S224, 2003.
- Wu, R., and Xie, S.: Spatial Distribution of secondary organic aerosol formation potential in China derived from speciated anthropogenic volatile organic compound emissions, *Environ. Sci. Technol.*, 52, 8146-8156, 10.1021/acs.est.8b01269, 2018.
- 575 Yang, J., Roth, P., Durbin, T. D., Johnson, K. C., Cocker, D. R., 3rd, Asa-Awuku, A., Brezny, R., Geller, M., and Karavalakis, G.: Gasoline Particulate Filters as an Effective Tool to Reduce Particulate and Polycyclic Aromatic Hydrocarbon Emissions from Gasoline Direct Injection (GDI) Vehicles: A Case Study with Two GDI Vehicles, *Environ. Sci. Technol.*, 10.1021/acs.est.7b05641, 2018.
- Yee, L. D., Craven, J. S., Loza, C. L., Schilling, K. A., Ng, N. L., Canagaratna, M. R., Ziemann, P. J., Flagan, R. C., and Seinfeld, J. H.: Secondary organic aerosol formation from low-NO(x) photooxidation of dodecane: evolution of multigeneration gas-phase chemistry and aerosol composition, *J. Phys. Chem. A*, 116, 6211-6230, 10.1021/jp211531h, 2012.
- 580 Yee, L. D., Craven, J. S., Loza, C. L., Schilling, K. A., Ng, N. L., Canagaratna, M. R., Ziemann, P. J., Flagan, R. C., and Seinfeld, J. H.: Effect of chemical structure on secondary organic aerosol formation from C<sub>12</sub> alkanes, *Atmos. Chem. Phys.*, 13, 11121-11140, 10.5194/acp-13-11121-2013, 2013.

- 585 Zhang, H., Wang, S., Hao, J., Wang, X., Wang, S., Chai, F., and Li, M.: Air pollution and control action in Beijing, *J. Clean. Prod.*, 112, 1519-1527, 10.1016/j.jclepro.2015.04.092, 2016.
- Zhang, R., Wang, G., Guo, S., Zamora, M. L., Ying, Q., Lin, Y., Wang, W., Hu, M., and Wang, Y.: Formation of urban fine particulate matter, *Chem. Rev.*, 115, 3803-3855, 10.1021/acs.chemrev.5b00067, 2015a.
- 590 Zhang, X., Cappa, C. D., Jathar, S. H., McVay, R. C., Ensberg, J. J., Kleeman, M. J., and Seinfeld, J. H.: Influence of vapor wall loss in laboratory chambers on yields of secondary organic aerosol, *Proc. Natl. Acad. Sci. USA*, 111, 5802-5807, 2014.
- Zhang, X., Schwantes, R. H., McVay, R. C., Lignell, H., Coggon, M. M., Flagan, R. C., and Seinfeld, J. H.: Vapor wall deposition in Teflon chambers, *Atmos. Chem. Phys.*, 15, 4197-4214, 10.5194/acp-15-4197-2015, 2015b.
- 595 Zhao, B., Wang, S., Donahue, N. M., Jathar, S. H., Huang, X., Wu, W., Hao, J., and Robinson, A. L.: Quantifying the effect of organic aerosol aging and intermediate-volatility emissions on regional-scale aerosol pollution in China, *Sci. Rep.*, 6, 28815, 10.1038/srep28815, 2016.
- Zhao, Y., Nguyen, N. T., Presto, A. A., Hennigan, C. J., May, A. A., and Robinson, A. L.: Intermediate volatility organic compound emissions from on-road diesel vehicles: Chemical composition, emission factors, and estimated secondary organic aerosol production, *Environ. Sci. Technol.*, 10.1021/acs.est.5b02841, 2015.
- 600 Zhou, Y., Zhang, H., Parikh, H. M., Chen, E. H., Rattanavaraha, W., Rosen, E. P., Wang, W., and Kamens, R. M.: Secondary organic aerosol formation from xylenes and mixtures of toluene and xylenes in an atmospheric urban hydrocarbon mixture: Water and particle seed effects (II), *Atmos. Environ.*, 45, 3882-3890, 10.1016/j.atmosenv.2010.12.048, 2011.

605 **Table 1. Summary of the initial conditions and results of the conducted experiments.**

Number	Date	Initial Conditions of the Experiments									General Results of the Experiments					
		1,3,5-TMB (ppb)	<i>n</i> -dodecane (ppb)	NO (ppb)	NO <sub>2</sub> (ppb)	NO <sub>x</sub> (ppb)	Δ VOCs/NO <sub>x</sub> (ppbC/ppb)	T (at noon) (°C)	J(NO <sub>2</sub> ) (at noon) (s <sup>-1</sup> )	RH (%)	O <sub>3</sub> (ppb)	Mass <sup>a</sup> (μg/m <sup>3</sup> )	Mass Predicted <sup>b</sup> (μg/m <sup>3</sup> )	Mass Corr. <sup>c</sup> (μg/m <sup>3</sup> )	Mass Predicted <sup>d</sup> (μg/m <sup>3</sup> )	Yield <sup>e</sup> (%)
Dod-1	2019.09.27	--	22	50	160	210	1.26	37	0.0050	< 2	57	6.4	--	33.5	--	21.9
Dod-2	2019.10.09	--	20	77	137	214	1.12	34	0.0048	< 2	25	3.7	--	22.3	--	16.4
TMB-1 (Li et al., 2021)	2019.09.03	105	--	23	188	211	4.48	43	0.0056	< 4	288	2.1	--	21.3	--	4.14
TMB-2 (Li et al., 2021)	2019.09.25	178	--	46	151	197	8.13	38	0.0053	< 4	772	5.1	--	49.8	--	5.6
TMB-3 (Li et al., 2021)	2019.10.14	170	--	68	182	250	6.12	30	0.0055	< 5	530	2.5	--	44.6	--	5.4
MIX-1	2019.09.07	168	28	62	169	231	8	46	0.0058	< 3	358	59.3	10.3	167.2	78.9	--
MIX-2	2019.09.21	155	22	58	154	212	7.83	39	0.0056	< 2	721	47.4	8.5	145.4	67.3	--
MIX-3	2019.09.19	182	20	71	147	218	8.61	31	0.0044	< 9	435	11.5	8.6	53.7	71.7	--
MIX-4	2020.08.21	251	35	54	158	212	12.64	39		< 7	999	60.2	13.7	150.1	108.7	--
MIX-5	2020.07.14	4 h add	27	61	157	218	--	52	0.0051	< 5	289	8	--	49.3	--	--
MIX-6	2020.07.20	4 h add	38	58	198	256	--	43	0.0057	< 4	276	6	--	35.2	--	--
MIX-7	2020.07.24	1 h add	39	56	207	263	--	42	0.0058	< 6	440	2.3	--	9.6	--	--
MIX-8	2020.07.22	227	1h add	48	167	216	--	43	0.0051	< 5	335	4.5	--	20.1	--	--

a: the mass here is the measured value with the SMPS; the density of the formed SOA derived from 1,3,5-TMB is assumed to be 1.4 g/cm<sup>3</sup> (Zhang et al., 2016; Nakao et al., 2013); the density of the formed SOA derived from *n*-dodecane is assumed to be 1.06 g/cm<sup>3</sup> (Lim and Ziemann, 2009; Li et al., 2017a); the density of the formed SOA derived from the mixed AVOCs is assumed to be 1.23 g/cm<sup>3</sup>.

b: the predicted mass here is based on the yield that the particle and vapor wall-loss are not considered.

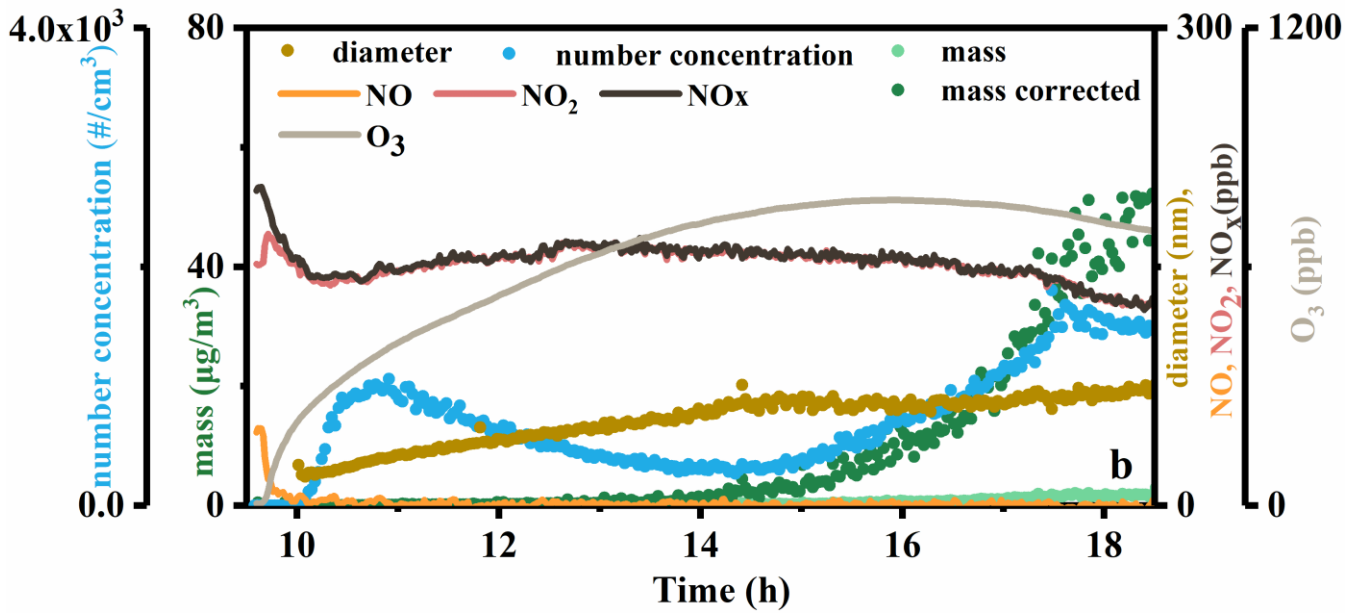
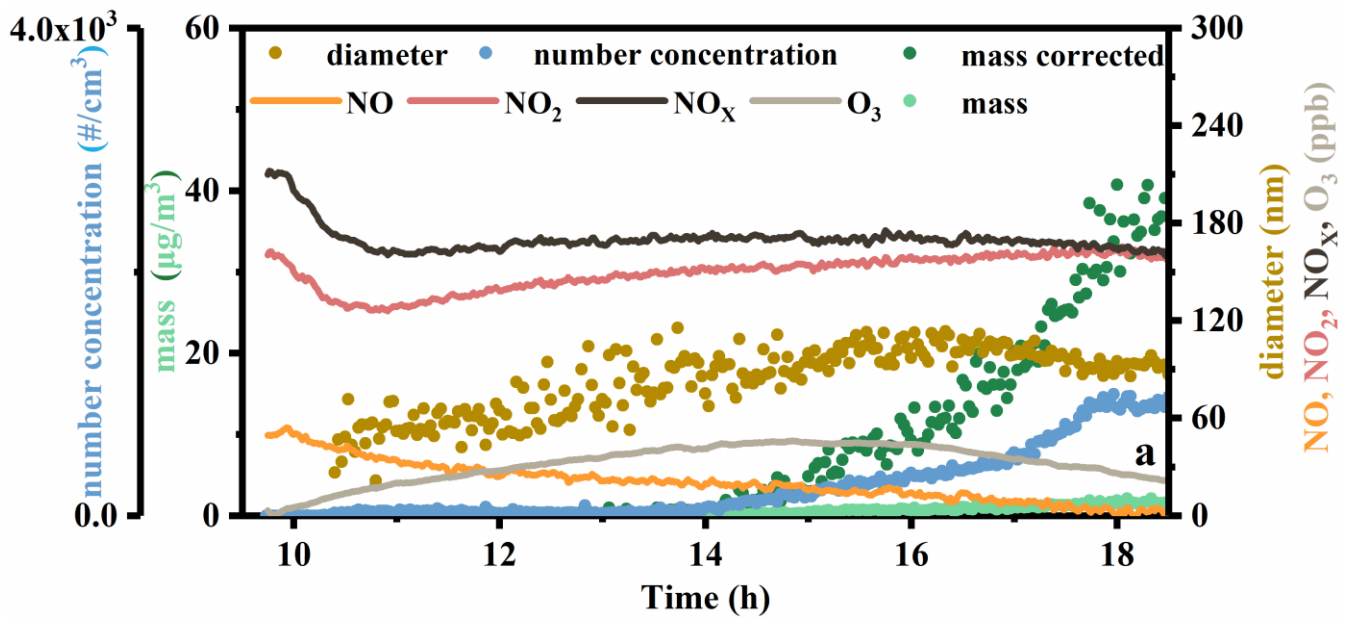
610 c: the mass here is the value that the particle and vapor wall-loss are considered.

d: the predicted mass here is based on the yield that the particle and vapor wall-loss are considered.

e: the yield here is based on the values that the particle and vapor wall-loss are considered.

615 Table 2. Representative identified mass spectral peaks, molecular formulas, molecular weights, and relative intensity of n-dodecane, 1,3,5-TMB, and mixture AVOCs-derived SOA.

Molecular Formula	M+H	M+Na	MIX- Relative Intensity ( $\times 10^{-3}$ )	TMB- Relative Intensity ( $\times 10^{-3}$ )	n-dodecane Relative Intensity ( $\times 10^{-3}$ )
C <sub>9</sub> H <sub>14</sub> O <sub>3</sub>	171.099		1.41	1.73	0.733
C <sub>9</sub> H <sub>17</sub> NO <sub>3</sub>		210.111	0.484	2.38	0.864
C <sub>11</sub> H <sub>18</sub> O <sub>4</sub>	215.126		0.641	0.0563	0.0489
C <sub>14</sub> H <sub>22</sub> O <sub>3</sub>	239.166		0.217	0.0526	0.0489
C <sub>14</sub> H <sub>20</sub> O <sub>2</sub>		243.134	0.113	0.0966	0.110
C <sub>11</sub> H <sub>22</sub> NO <sub>5</sub>	249.158		0.489	0.0583	0.0718
C <sub>14</sub> H <sub>26</sub> O <sub>2</sub>		249.183	0.503	0.0495	0.0459
C <sub>13</sub> H <sub>25</sub> NO <sub>2</sub>		250.177	1.22	1.79	1.69
C <sub>8</sub> H <sub>12</sub> O <sub>9</sub>	253.056		0.220	0.0308	0.0109
C <sub>11</sub> H <sub>22</sub> O <sub>5</sub>		257.135	0.535	0.0265	0.0223
C <sub>12</sub> H <sub>20</sub> O <sub>6</sub>	261.131		0.387	0.284	0.393
C <sub>15</sub> H <sub>28</sub> O <sub>2</sub>		263.199	0.250	0.0808	0.0427
C <sub>14</sub> H <sub>24</sub> O <sub>5</sub>	273.167		0.799	0.0872	0.0643
C <sub>16</sub> H <sub>22</sub> O <sub>4</sub>	279.159		0.728	0.139	0.0724
C <sub>14</sub> H <sub>26</sub> O <sub>4</sub>		281.172	0.305	0.0685	0.0427
C <sub>18</sub> H <sub>28</sub> O		283.207	1.14	1.83	1.46
C <sub>13</sub> H <sub>22</sub> NO <sub>6</sub>	289.153		0.890	0.0513	0.0565
C <sub>16</sub> H <sub>22</sub> O <sub>4</sub>		301.146	4.77	1.09	1.41
C <sub>18</sub> H <sub>34</sub> O <sub>2</sub>		305.263	3.26	1.22	0.004.4
C <sub>16</sub> H <sub>30</sub> O <sub>4</sub>		309.202	1.28	0.149	0.135
C <sub>18</sub> H <sub>28</sub> O <sub>3</sub>		315.194	0.936	1.25	1.26
C <sub>16</sub> H <sub>24</sub> O <sub>5</sub>		319.151	2.09	0.0290	0.0197
C <sub>20</sub> H <sub>34</sub> O <sub>2</sub>		329.246	0.319	0.0927	0.133
C <sub>19</sub> H <sub>38</sub> O <sub>4</sub>		353.267	1.42	1.46	2.42
C <sub>24</sub> H <sub>38</sub> O <sub>4</sub>		413.266	2.69	1.39	1.74
C <sub>20</sub> H <sub>34</sub> O <sub>8</sub>		425.214	0.297	0.395	0.0333
C <sub>24</sub> H <sub>36</sub> NaO <sub>5</sub>		427.245	0.107	0.108	0.0393
C <sub>27</sub> H <sub>48</sub> O <sub>8</sub>		523.325	0.183	1.54	1.33
C <sub>30</sub> H <sub>60</sub> NO <sub>6</sub>		553.459	3.08	0.145	3.32
C <sub>28</sub> H <sub>48</sub> O <sub>10</sub>		567.307	0.272	0.0195	0.0215
C <sub>29</sub> H <sub>48</sub> O <sub>10</sub>		579.296	1.54	0.0150	0.0167
C <sub>35</sub> H <sub>68</sub> O <sub>10</sub>		639.480	1.2	0.109	0.134
C <sub>41</sub> H <sub>60</sub> NO <sub>6</sub>		685.434	2.01	0.209	2.11



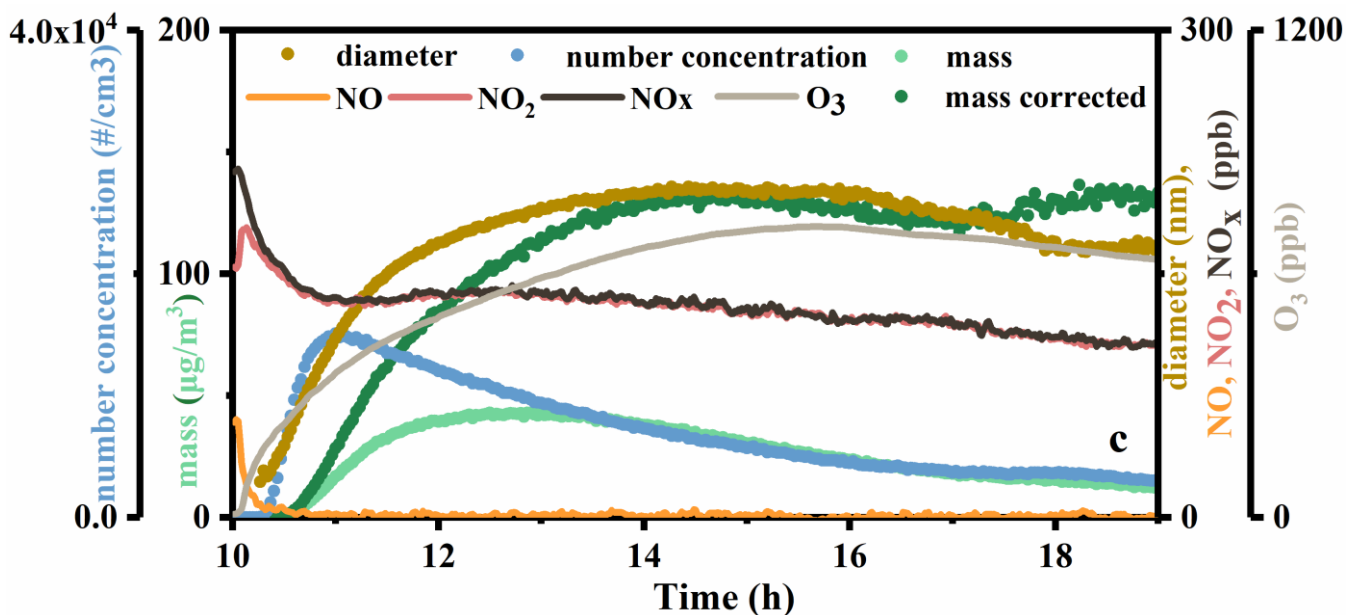


Figure 1. Reaction profiles of photooxidation of n-dodecane (a), 1,3,5-TMB (b), and mix AVOCs (c) under  $\text{NO}_x$  conditions in summer. The concentrations of mass and number concentration of particles are shown on the left axes, while the diameter of particles and concentrations of  $\text{NO}$ ,  $\text{NO}_2$ ,  $\text{NO}_x$  and  $\text{O}_3$  are shown on the right axes.

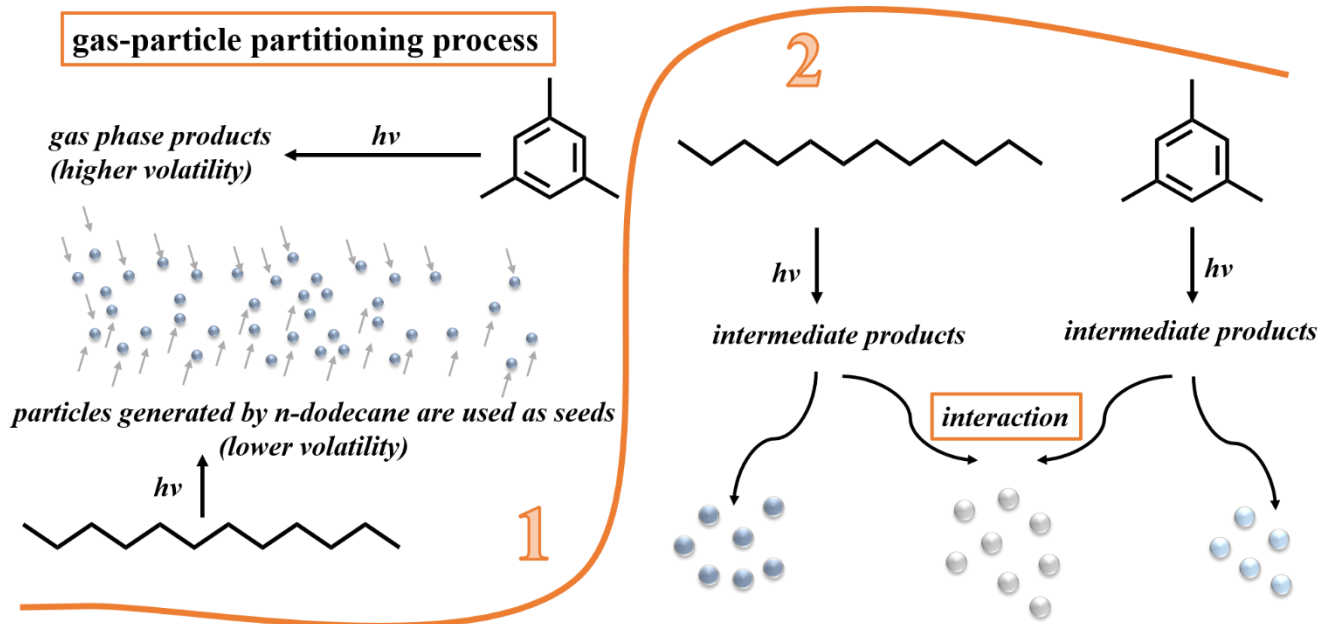
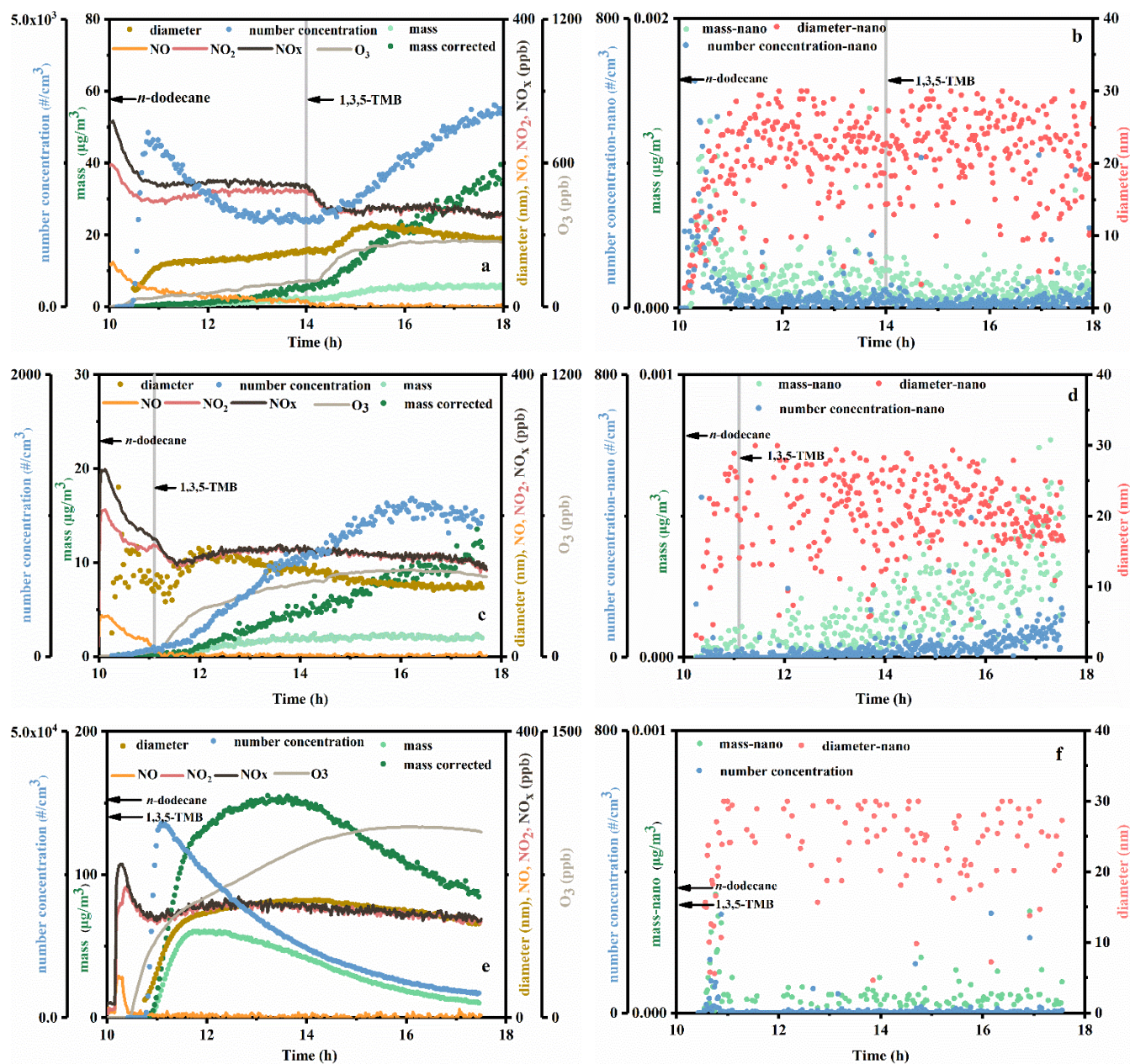


Figure 2. The possible conjectures of the reaction processes.



635

Figure 3. (a) reaction profiles of experiment MIX-6; (b) changement of particles in the size range of 0-40 nm for MIX-6; (c) reaction profiles of experiment MIX-7; (d) changement of particles in the size range of 0-40 nm for MIX-7; (e) reaction profiles of experiment MIX-4; (f) changement of particles in the size range of 0-40 nm for MIX-4. The concentrations of mass and number concentration of particles are shown on the left axes, while the diameter of particles and concentrations of NO, NO<sub>2</sub>, NO<sub>x</sub> and O<sub>3</sub> are shown on the right axes. The vertical gray lines in the figures refer to the time that 1,3,5-TMB was added.

640



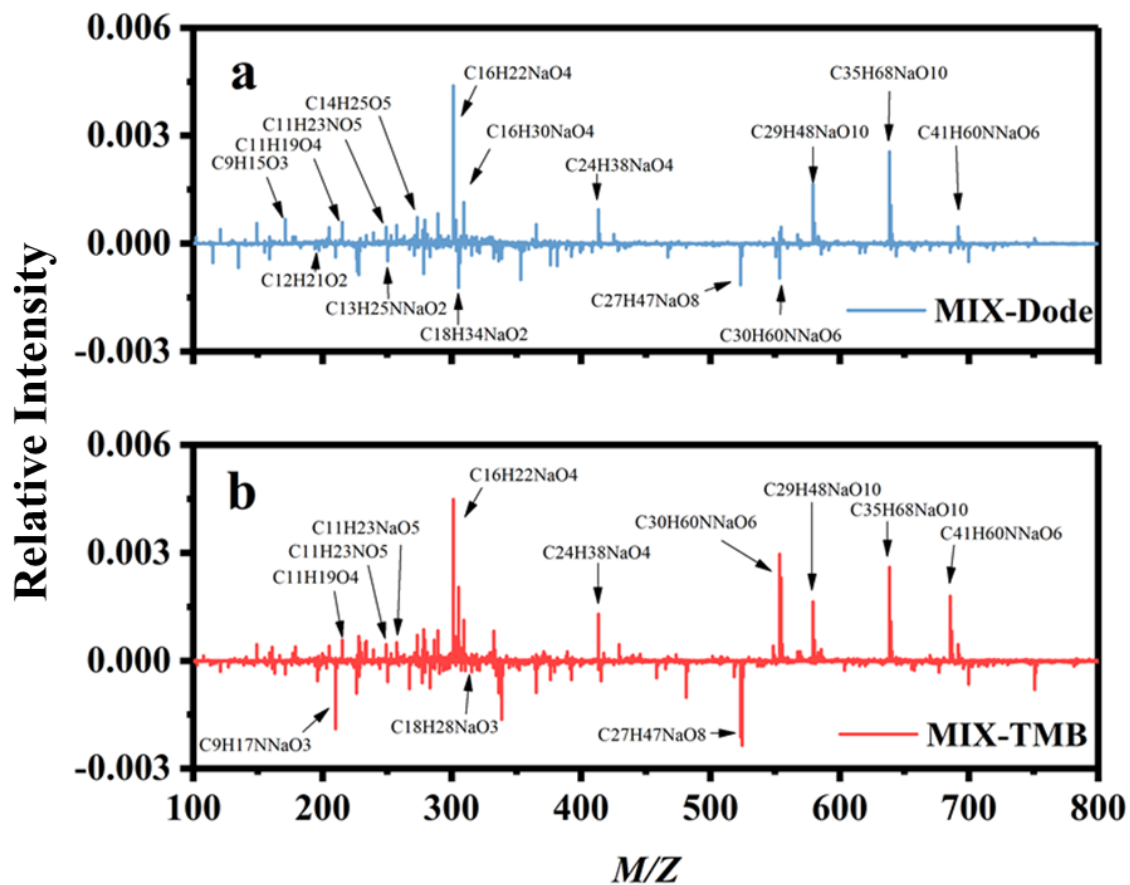
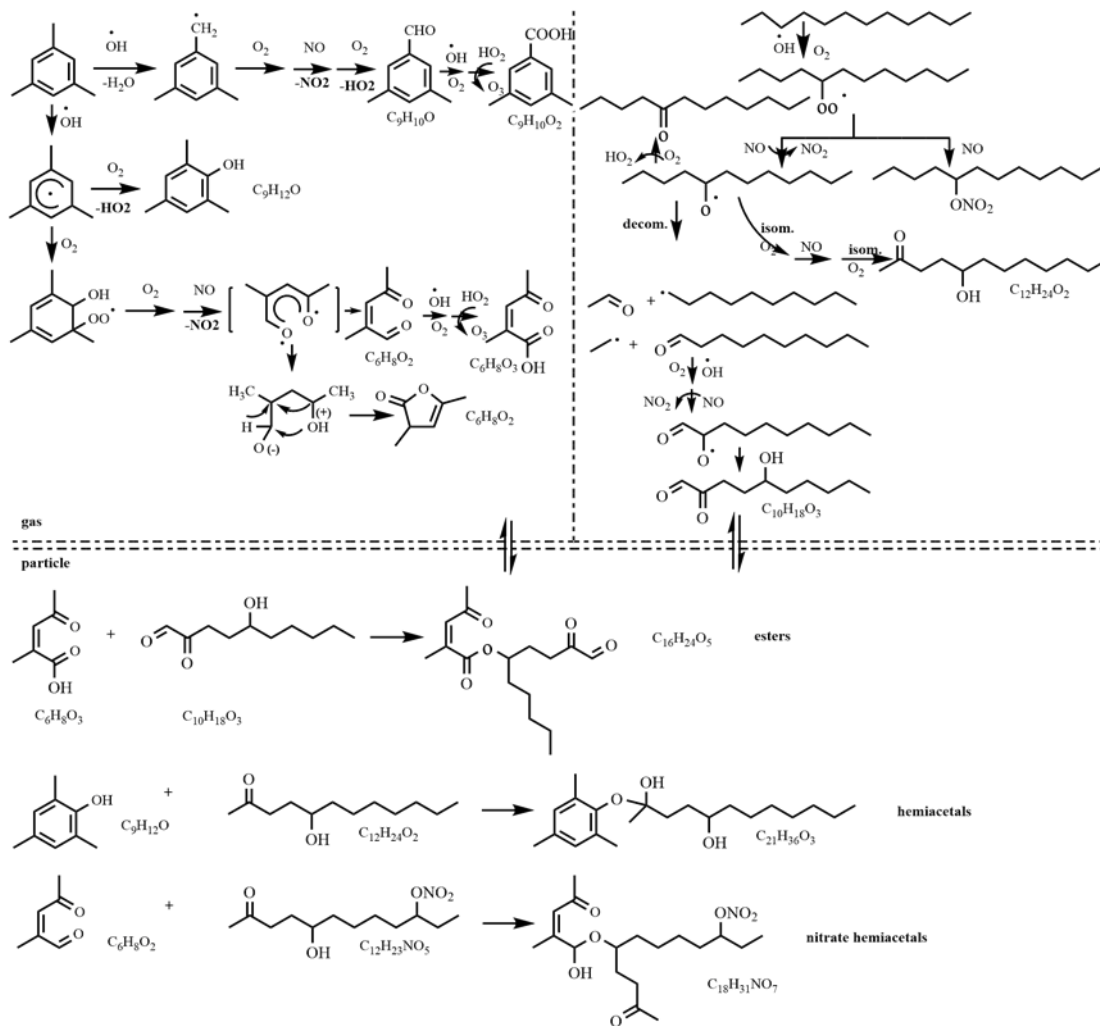
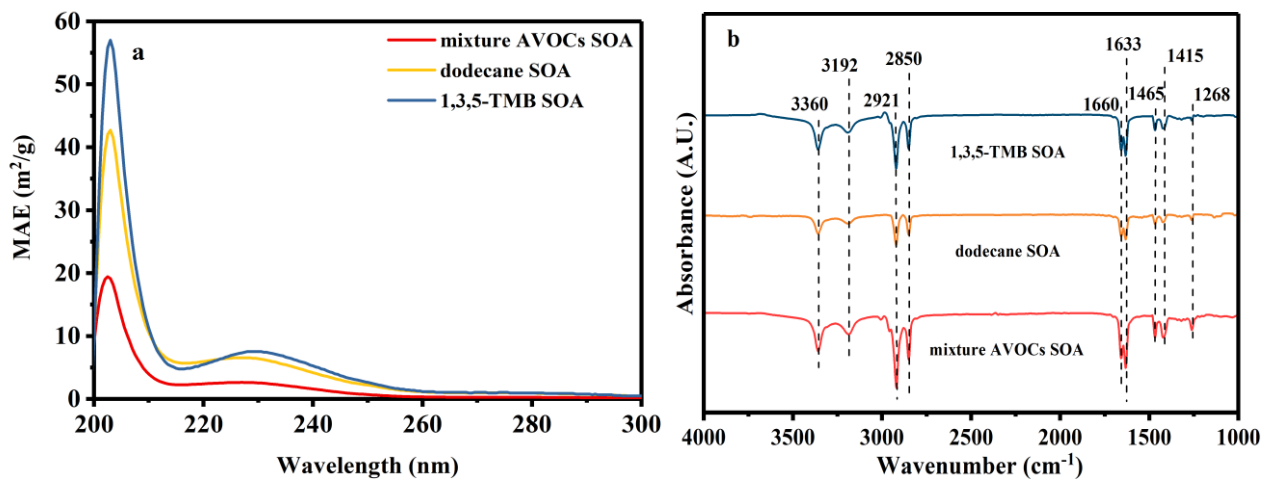


Figure 4. Results of mass spectra difference in (a) mixed AVOCs SOA minus *n*-dodecane SOA, and (b) mixed AVOCs SOA minus 1,3,5-TMB SOA. The Y-axis is the relative intensity normalized by dividing by the total signal strength of the mass spectra.

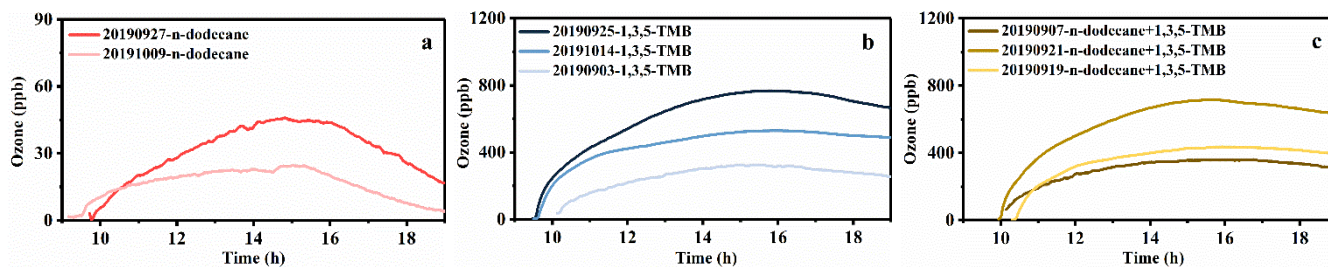


645

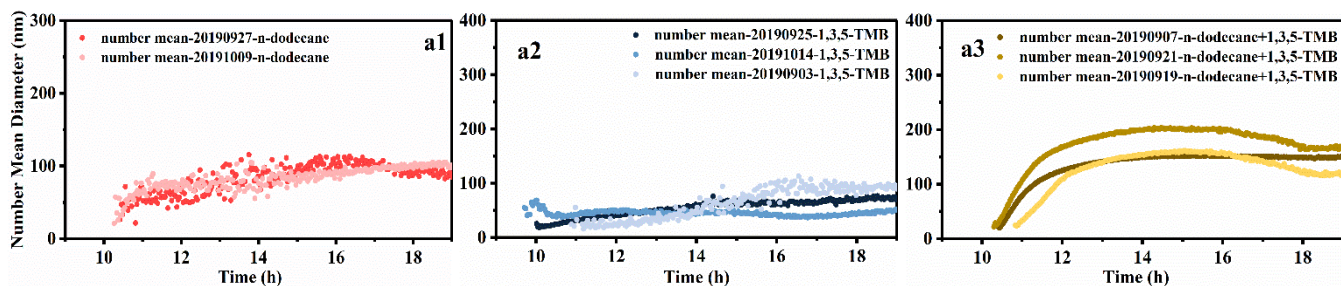
Figure 5. Proposed reaction mechanism of mixture AVOCs system in the presence of  $\text{NO}_x$  (R1, and R2 are alkyl groups or aromatic hydrocarbon groups).

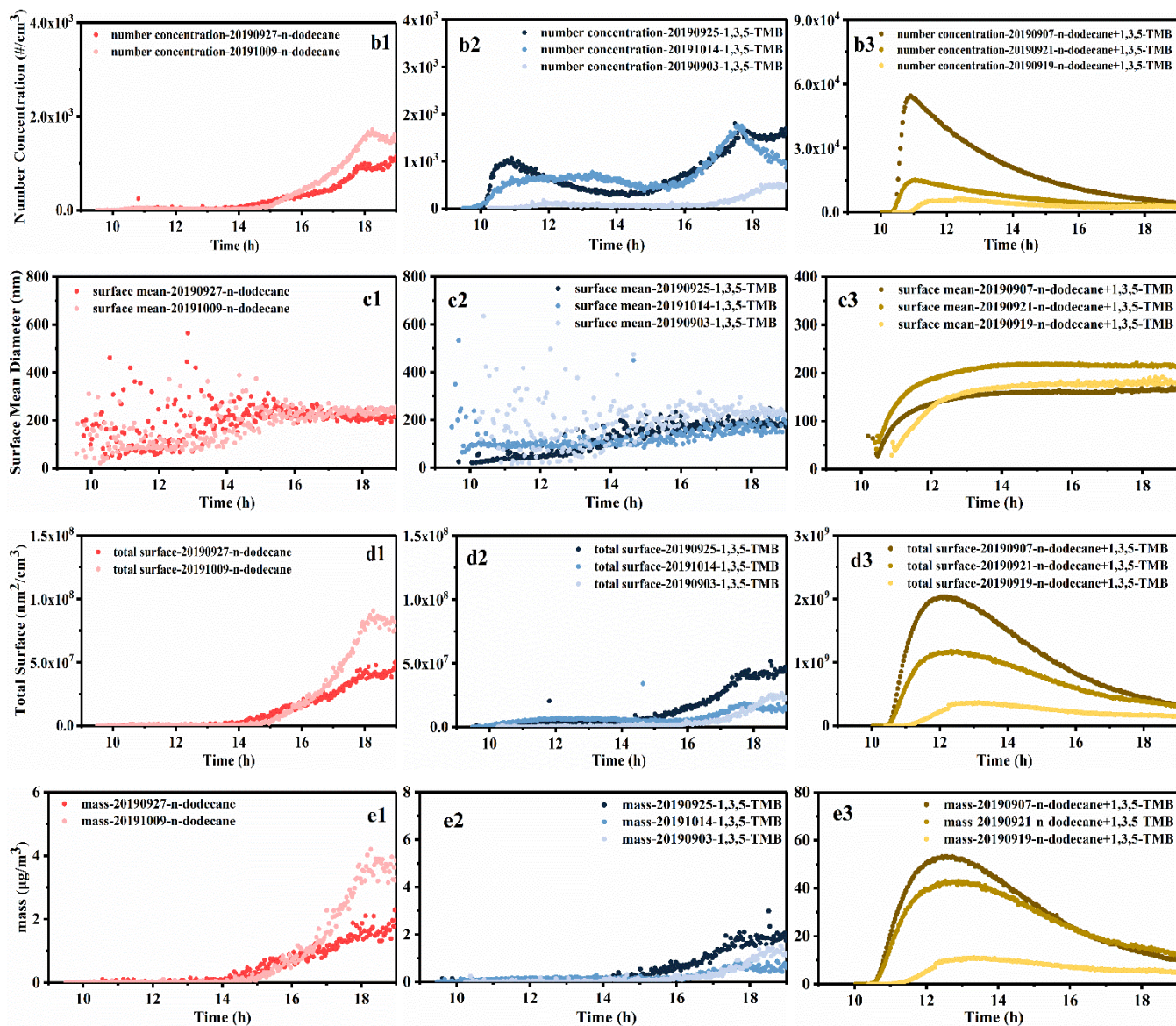


650 Figure 6. (a) UV-Vis spectra (MAE) of the *n*-dodecane, 1,3,5-TMB, and mixture AVOCs SOA. As the absorbance at wavelengths >300 nm is negligible, we only show the range from 200 to 300 nm. (b) ATR-IR spectra for the *n*-dodecane, 1,3,5-TMB, and mixture AVOCs SOA by using a background spectrum obtained without a sample as the reference.



655 Figure 7. Ozone formation during the photochemical processes of the *n*-dodecane (a); 1,3,5-TMB (b); and mixed AVOCs (c).





660

665

**Figure 8.** The formation and evolution of particles during the photochemical reactions in summer. The number mean diameter of particles derived from *n*-dodecane (a1), 1,3,5-TMB (a2), mixed AVOCs (a3); the number concentration of particles derived from *n*-dodecane (b1), 1,3,5-TMB (b2), mixed AVOCs (b3); the surface mean diameter of particles derived from *n*-dodecane (c1), 1,3,5-TMB (c2), mixed AVOCs (c3); the total surface of particles derived from *n*-dodecane (d1), 1,3,5-TMB (d2), mixed AVOCs (d3); the mass concentration of particles derived from *n*-dodecane (e1), 1,3,5-TMB (e2), mixed AVOCs (e3).