

Aerosol characteristics at the Southern Great Plains site during the HI-SCALE campaign

Jiumeng Liu^{1,3}, Liz Alexander², Jerome D. Fast¹, Rodica Lindenmaier¹, and John E. Shilling¹

¹Atmospheric Sciences and Global Change Division, Pacific Northwest National Laboratory, Richland, WA 99352, USA.

²Environmental Molecular Sciences Laboratory, Pacific Northwest National Laboratory, Richland, WA 99352, USA.

³School of Environment, Harbin Institute of Technology, Harbin, 150001, China.

Correspondence to: John E. Shilling (john.shilling@pnnl.gov)

5 Abstract

Large uncertainties exist in global climate model predictions of radiative forcing due to insufficient understanding and simplified numerical representation of cloud formation and cloud-aerosol interactions. The Holistic Interactions of Shallow Clouds, Aerosols and Land Ecosystems (HI-SCALE) campaign was conducted near the DOE's Atmospheric Radiation Measurement (ARM) Southern Great Plains (SGP) site in north-central Oklahoma to provide a better understanding of land-atmosphere interactions, aerosol and cloud properties, and the influence of aerosol and land-atmosphere interactions on cloud formation. The HI-SCALE campaign consisted of two Intensive Observational Periods (IOPs) (April-May, and August-September, 2016), during which coincident measurements were conducted both on the G-1 aircraft platform and at the SGP ground site. In this study we focus on the observations at the SGP ground site. An Aerodyne HR-ToF Aerosol Mass Spectrometer (AMS) and an Ionicon Proton-Transfer-Reaction Mass Spectrometer (PTR-MS) were deployed, characterizing chemistry of non-refractory aerosol and trace gases, respectively. Contributions from various aerosol sources, including biogenic and biomass burning emissions, were retrieved using factor analysis of the AMS data. In general, the organic aerosols at the SGP site was highly oxidized, with OOA identified as the dominant factor for both the spring and summer IOP though more aged in spring. Cases of IEPOX SOA and biomass burning events were further investigated to understand additional sources of organic aerosol. Unlike other regions largely impacted by IEPOX chemistry, the IEPOX SOA at SGP was more highly oxygenated, likely due to the relatively weak local emissions of isoprene. Biogenic emissions appear to largely control the formation of OA during HI-SCALE campaign. Potential HOM (highly-oxygenated molecule) chemistry likely contributes to the highly-oxygenated feature of aerosols at the SGP site, with impacts on new particle formation and global climate.

1 Introduction

Atmospheric aerosols have been the subject of intensive ongoing research due to their important impacts on the climate. They affect the climate not only through the direct scattering and absorption of solar radiation, but also by influencing the formation and properties of clouds, including radiative properties, precipitation efficiency, thickness, and lifetime (IPCC, 2013). Accurate and thorough descriptions of aerosol condensation and growth kinetics are crucial for the prediction of aerosol size distributions and therefore CCN number concentrations, which are crucial to understand for evaluating the impact of aerosols on climate (Zaveri et al., 2018; Scott et al., 2015; Riipinen et al., 2011). However, there are large uncertainties associated with cloud-aerosol interactions in global climate models (Fan et al., 2016), partly due to insufficient coincident data that couples cloud macrophysical and microphysical properties to aerosol properties. These studies demonstrate that co-located measurements of meteorology, radiation, aerosols, and clouds are needed to evaluate treatments of aerosol processes in climate models. In addition, surface processes involving land-atmosphere interactions have potential impacts on aerosol properties, which consequently influences cloud formation. To address these knowledge gaps, the Holistic Interactions of Shallow Clouds, Aerosols and Land Ecosystems (HI-SCALE) campaign was conducted near the DOE's Atmospheric Radiation Measurement (ARM) Southern Great Plains (SGP) site in north-central Oklahoma in 2016.

The Southern Great Plains (SGP) site is one of the world's largest and most extensive climate research facilities. While the SGP site is located in a rural environment with the nearest population centers approximately 40 km away (Figure S1), it is impacted by a mixture of anthropogenic, biogenic, and biomass burning sources of aerosols and their precursors. Indeed, a previous study has shown that aerosols arriving in the SGP site are of diverse origins (Parworth et al., 2015). The HI-SCALE campaign consisted of two 4-week Intensive Observational Periods (IOPs), one occurring from April 24 to May 21 (denoted as "spring" IOP) and one running from August 28 to September 24 (denoted as "summer" IOP) to take advantage of different stages and distribution of 'greenness' of cultivated crops, pasture, herbaceous, and forest vegetation types (Fast et al., 2019). One goal of the HI-SCALE campaign was to provide a detailed set of aircraft and surface measurements needed to obtain a more complete understanding and improved parameterizations of the lifecycle of aerosols and their impact on shallow clouds. To achieve these objectives, coincident measurements of meteorological, cloud, and aerosol properties collected routinely at ARM's SGP facility were augmented by additional instrumentation, in particular by gas and particle-phase mass spectrometers.

In this study we focus on Aerosol Mass Spectrometer particle-phase measurements collected at the SGP site, with measurements of volatile organic compounds (VOC) providing insights into the precursors and helping to identify the sources of air parcels. The characteristics of the aerosol properties are summarized and a comparison between the spring- and summer- IOPs is shown. Potential sources of aerosols and aerosol precursors are investigated using Positive Matrix Factorization (PMF) and back trajectory analyses.

In addition, several case studies are discussed in detail to examine the impacts of seasonal variations in biogenic and anthropogenic sources, long-range transport and meteorology on aerosol properties.

65 **2 Experimental Methods**

2.1 SGP site description

The central facility at the SGP site is located in north-central Oklahoma, at 36.60°N and 97.48°W, as shown in Figure S1. It was designed to measure cloud, radiation, and aerosol properties in a region that experiences a wide variety of meteorological conditions. As the first field measurement site established by
70 the Atmospheric Radiation Measurement (ARM) user facility, the SGP site is known as a “hotspot” of land-atmosphere interactions that influences the lifecycle of shallow convection (e.g., Dirmeyer et al., 2006;Koster et al., 2004;Koster et al., 2006). The central facility is located in a rural environment, immediately surrounded by cropland and pasture with a small portion of forest also in close proximity to the facility (Sisterson et al., 2016). Several urban areas are located within 200 kilometers of the site,
75 including Wichita (~110 km to the north), Oklahoma City (~135 km to the south) and Tulsa (~150 km to the southeast). Several smaller towns such as Enid, Stillwater and Ponca City are located within 100 km of the site. In addition, a refinery is located approximately 45 km ENE of the site and a 1138 MW coal-fired power plant is located 50 km to the ESE. Therefore, the air masses arriving at the SGP site are diverse, originating from anthropogenic, biogenic, and biomass burning sources. During the two IOPs of the HI-
80 SCALE campaign, a suite of supplemental online instruments were deployed at the SGP central facility to characterize both the gas- and particle-phase composition. Most instruments were located in the guest user facility, which is a separate trailer 300 meters from the main building of the central facility (Sisterson et al, 2016). Due to the proximity of the guest instrument trailer to the permanent aerosol equipment located at the central facility, the instruments are expected to sample the same air mass.

85 **2.2 Instrumentation**

An Aerodyne High-Resolution Time-of-Flight Aerosol Mass Spectrometer (abbreviated as AMS hereafter) was deployed at the SGP site to provide the mass concentration and chemical composition of submicron, non-refractory aerosols (Jayne et al., 2000;DeCarlo et al., 2006). The AMS was operated in the standard “V” mass spectrometer (MS) mode, with a 5-min data averaging interval. Filter blanks were performed
90 every day by diverting AMS-sampled air through a HEPA filter, and these filter periods were used to account for gas-phase interferences with isobaric particulate signals. Based on the standard deviation of these blank measurements (3σ) as described in the literature (DeCarlo et al., 2006), the detection limits of the AMS at the 5-min sampling interval were 0.07, 0.015, 0.006, 0.009, and 0.005 $\mu\text{g}/\text{m}^3$ for organics, sulfate, nitrate, ammonium, and chloride, respectively. The AMS was operated continuously during the
95 entire spring IOP and first half of the summer IOP (August 28-September 9, 2016); the AMS suffered an ion optics failure during the second half of the summer IOP. During the campaign, the AMS was routinely

calibrated using monodisperse NH_4NO_3 particles quantified with a TSI condensation particle counter (CPC). Calibration with $(\text{NH}_4)_2\text{SO}_4$ particles was conducted before and after campaign. Data were analyzed in Igor Pro (v6.37) using the high-resolution analysis package (Squirrel v1.57, PIKA v1.16) and techniques described in the literature (Canagaratna et al., 2015;Kroll et al., 2011;Aiken et al., 2008;Allan et al., 2004;Jimenez et al., 2003). The values of atomic oxygen-to-carbon (O:C) and hydrogen-to-carbon (H:C) ratios were calculated using the updated fragmentation tables in Canagaratna et al. (2015). Positive matrix factorization (PMF) analysis was performed using the high-resolution data and the PMF Evaluation Tool (v3.05A; Ulbrich et al., 2009).

105 The AMS sampled air drawn from an inlet located 10-m above the ground. Sample air was drawn through a $\text{PM}_{2.5}$ cyclone, passed through a Nafion dryer, brought into the guest facility with ½” stainless steel tubing, and shared by three aerosol sampling instruments including an HR-ToF-AMS, a Single Particle Laser Ablation Time-of-Flight mass spectrometer (SPLAT II), and an SMPS. The SMPS system consisted of a TSI Model 3081 long column DMA with a recirculating sheath flow of 3 Lpm and a TSI Model 3775 CPC
110 operated in the low flow mode (0.3 Lpm), and was set to measure the particle size distribution from 14 nm to 710 nm (mobility diameter) at a sampling frequency of one scan every 4 minutes. Data from the SMPS were also used in evaluating the AMS collection efficiency.

An Ionicon quadrupole high-sensitivity Proton-Transfer-Reaction Mass Spectrometer (PTR-MS) was used to measure the mixing ratios of gas-phase VOCs (Lindinger and Jordan, 1998). Similar to the aerosol
115 sampling instrument, the inlet of PTR-MS was also positioned 10-m above the ground with an inlet filter at the end to remove particles, then connected to the instrument through Teflon tubing. The PTR-MS was run in the mass-scan mode, in which a mass spectrum from m/z 21 to m/z 250 was recorded with 1-s dwell time on each unit m/z . The time resolution for each cycle is ~ 4-min. Drift tube pressure and temperature were set at 2.2 mbar and 60 °C with a 600 V potential across the drift tube. Signal intensity of selected species,
120 including m/z 42, 45, 59, 69, 71, 79, 93, 107, 121 and 137, was then converted to ppbv using a multi-point calibration with air from a calibration cylinder (Apel Riemer Environmental Inc.) containing known concentrations of acetonitrile, acetaldehyde, acetone, isoprene, methacrolein, benzene, toluene, m-xylene, trimethylbenzene (TMB), and alpha-pinene. It is assumed in our analysis that the signals at the aforementioned m/z values are entirely from the indicated species, which could be a source of uncertainty.
125 The calibration was performed periodically before, during, and after the campaign. The PTR-MS background was assessed twice per day by diverting air through a stainless-steel tube filled with a Shimadzu platinum catalyst heated to 600 °C, which removes VOCs from the airstream without perturbing RH. The catalyst efficiency was tested by comparing signal from air containing VOCs passed through the catalyst with signal from VOC-free air.

130 **2.3 Back trajectory analyses**

To investigate the potential sources and transport pathways of aerosols and aerosol precursors observed at the SGP site, back trajectories were performed by utilizing the National Oceanic and Atmospheric Administration (NOAA) Air Resources Laboratory Hybrid Single Particle Lagrangian Integrated Trajectory (HYSPLIT; http://ready.arl.noaa.gov/HYSPLIT_traj.php) (Draxler and Rolph, 2012). 72-hour backward
135 trajectories initialized from the SGP site were computed every 3 hours at multiple altitudes. The back trajectory analyses help identify sources of aerosols for specific events during the campaign.

3 Results and Discussion

3.1 Analysis of HYSPLIT trajectories

Figure 1 shows the HYSPLIT back trajectory paths for both spring- and summer- IOPs. In the spring
140 campaign, the back trajectories suggested that the air masses arriving at the SGP site mainly originated from the north during first half of the IOP, and gradually transitioned to originating from the south. At the end of the spring IOP there was a several-day period when the dominant winds became easterly, which would bring air masses from the biogenic-rich eastern region (Parworth et al., 2015). Approximately 45% of the time during the spring IOP, air arriving at the SGP facility originated from the northern plains. This
145 set of trajectories passed primarily over grassland and cropland (Trishchenko et al., 2004) and would therefore be influenced primarily by weak biogenic emissions. Air masses from the south are also a major source impacting the SGP site, contributing 36% of the back trajectories. These trajectories passed by cities such as Houston and Oklahoma City, which are largely influenced by anthropogenic emissions. For the remaining ~20% of the trajectories, air masses traveled from the east and likely brought emissions from
150 deciduous and mixed forests in northern Arkansas, Missouri and southern Illinois. It is possible that air masses originating from the southeastern U.S. can be transported to the SGP site, but the transport period would be longer than three days.

During the summer IOP, air masses arriving at SGP site originated from two main directions (Figure 1) according to HYSPLIT analysis. Southerly winds dominate during the summer, accounting for ~63% of the
155 trajectories, which suggests a larger contribution of aerosols and their precursors transported from Oklahoma and eastern Texas with urban characteristics. Compared to spring IOP, a smaller fraction of the air masses originated from the north, only accounting for ~37% of the trajectories. The back trajectories during summer IOP indicate shorter transport distances than spring due to lower wind speeds.

3.2 Overview of the temporal variations of submicron aerosol composition and trace gases during 160 spring- and summer- IOPs

The AMS results for non-refractory submicron aerosols (NR-PM₁) observed during both the spring- and summer- IOPs are summarized in Figure 2 and Table 1. Organic aerosol (OA) contributed the largest

fraction to the total NR-PM1 mass concentration during both the spring- and summer- IOPs, accounting for >60% on average. There are, however, periods where inorganics were greater than 50% of the total mass.

165 Average OA loading was $2.5 \pm 1.8 \mu\text{g}/\text{m}^3$ in the spring and $3.8 \pm 2.1 \mu\text{g}/\text{m}^3$ in the summer. Similar to organics, sulfate was also more abundant in absolute mass in the summer than in the spring IOP (average concentration $0.79 \pm 0.73 \mu\text{g}/\text{m}^3$ in spring versus $1.29 \pm 0.80 \mu\text{g}/\text{m}^3$ in summer; details in Table 1), but the mass fraction is similar (20.1% during spring IOP versus 22.4% during summer IOP). In contrast, the level of nitrate is much lower in the summer IOP ($0.085 \mu\text{g}/\text{m}^3$) than in the spring IOP ($0.244 \mu\text{g}/\text{m}^3$; details in

170 Table 1). This may be due to its semi-volatile nature with warmer temperatures pushing the equilibrium back to the gas phase, decreasing nitrate concentrations. Due to incomplete datasets of gas-phase NH_3 , HNO_3 and SO_2 , we were unable to directly determine if there were seasonal variations in inorganic precursor trace gas emissions, however, AMS measurements of aerosol acidity may be used to infer these potential changes. During both IOPs, anions and cations show good correlation (Figure S2), but in summer

175 ammonium is insufficient for full neutralization of the anions, suggesting the aerosols in summer were more acidic. This was further confirmed by aerosol acidity estimated using ISORROPIA II, which showed that pH averaged 1.33 ± 0.54 during the summer IOP and 2.28 ± 0.78 during the spring IOP. Details of ISORROPIA calculation are described in the Supporting Information. In most circumstances, ammonium nitrate will not partition into the condensed phase until particulate sulfate is fully neutralized (Guo et al.,

180 2016, 2017). Thus the more acidic aerosol might be another explanation for the lower nitrate concentration in summer. In the spring IOP, ammonium is 13% higher than that required to fully balance AMS-measured anions. This may be due to the potential presence of amines in the particle phase, as amines may contribute to fragments nominally assigned to NH_4 (Docherty et al., 2011). Alternatively, this difference may be due to slight measurement and calibration errors.

185 Observed concentrations of VOCs are a function of both their emissions and their removal. The emissions of biogenic VOCs are influenced by ambient temperature and sunlight, with higher temperatures and more abundant sunlight, among other factors, producing higher emissions (Guenther et al., 2012). The average daily temperature at SGP was $24.0 \pm 4.4 \text{ }^\circ\text{C}$ during the summer IOP, which is significantly higher than during the spring IOP ($15.9 \pm 5.5 \text{ }^\circ\text{C}$). Days are also longer in the summer than in the spring. Concentrations

190 of isoprene (m/z 69), a well-known biogenic VOC precursor of SOA, are about 2 times higher during the summer IOP compared to the spring IOP (Figure 3). As discussed in the introduction, the design of two IOPs took into consideration the potential impacts of different stages and distribution of 'greenness' for cultivated crops, pasture, herbaceous, and forest vegetation types. Our isoprene observations suggest a complex relationship between emissions and vegetation. Isoprene concentrations scaled with temperature and sunlight, despite the fact that summer was significantly drier and that back trajectories suggest a smaller impact from biogenic-rich regions during summer IOP. Monoterpenes (m/z 137), another category of biogenic VOCs emitted into the atmosphere, also show a similar pattern with higher concentrations observed in summer IOP. Back trajectories suggest more prevalent transport from the south in summer, which suggests higher anthropogenic impact. However, several representative anthropogenic VOCs

200 observed by PTR-MS, including benzene, toluene and TMB, did not show significant enhancements during the summer season (Table 2), partially because they may be more reactive due to higher OH concentrations in summer. High concentrations of benzene and toluene were observed during the first several days of summer IOP, but they were also accompanied by high levels of biogenic precursors (i.e., isoprene, monoterpenes) (Figure 3). During these time periods, back trajectories were from the southeast and the
205 paths over the three-day period were generally short (Figure S3). Thus, the high concentrations were probably locally accumulated due to lower wind speeds. Acetonitrile, a key tracer for biomass burning, did not show significant changes during the two IOPs. Therefore, the higher OA concentrations observed in the summer IOP relative to the spring are likely related to more-intense biogenic emissions, rather than enhanced transport from urban areas or from biomass burning.

210 Recently, there has been intense research into the formation of highly-oxygenated organic compounds from biogenic precursors. This new group of highly-oxygenated molecule (HOMs) has been proposed to be the source of a major fraction of tropospheric submicron SOA (Bianchi et al., 2019; Ehn et al., 2017; Ehn et al., 2014). During the HI-SCALE campaign we observe indication that the bulk submicron OA contained a significant HOM fraction. Shown in Figure 4, the O:C ratios of submicron OA were mostly distributed in
215 the range of 0.5-1.3 during the spring IOP, with an average of 0.84 ± 0.14 . The average of H:C ratios is 1.39 ± 0.09 , and the mean carbon oxidation state ($OSc = 2 \times O/C - H/C$) is 0.289 ± 0.31 . The OA observed in summer IOP was significantly less oxygenated, with O:C, H:C and mean OSc values of 0.59 ± 0.09 , 1.52 ± 0.11 , and -0.34 ± 0.24 , respectively. There are several possible reasons for this relatively large difference in the O:C, H:C, and OSc values observed in the spring and summer season. The first possible
220 explanation is that the aerosol in the spring is more aged due to a longer residence time in the atmosphere, potentially different oxidant concentrations, or a combination of both. Photochemical aging leads to an increase in f_{44} , O:C, and OSc, all of which were higher in the spring than in the summer (Alfarra et al., 2004; de Gouw et al., 2005; Aiken et al., 2008; Kleinman et al., 2008). A second possibility is that the VOCs contributing to SOA formation in summer are different than in spring. For example, we previously
225 discuss that higher concentrations of isoprene and monoterpenes are observed in the summer, likely due to higher emissions, whereas concentrations of anthropogenics were more constant. Finally, it is possible that the more abundant biogenic VOCs in summer IOP were not transformed into a higher-oxygenated form in the aerosol phase, either due to differences in RO_2 radical chemistry, oxidants, or their residence time in the atmosphere (e.g., D'Ambro et al., 2017; Liu et al., 2016; Pye et al., 2019). Further identification of OA
230 sources will be discussed in the next section via PMF analyses.

3.3 Contributions of factors to organic aerosols in the spring- and summer- IOPs

In order to better understand the sources of organic aerosol, we performed PMF analysis on the high resolution mass spectra data separately for each IOP. For the spring IOP, we chose a five factor solution (Figure S4). Shown in Figure S4, a first factor is characterized by an enhanced signal of $C_5H_6O^+$ (m/z 82),
235 which is recognized as a tracer for IEPOX SOA (iSOA; Budisulistiorini et al., 2013). According to

previous studies, a fractional $C_5H_6O^+$ signal ($f_{C_5H_6O}$) of 1.7 ‰ is roughly the background level (Hu et al., 2015), while the resolved first factor has an $f_{C_5H_6O}$ value of 4.5‰. This factor correlates with SO_4 , with $r = 0.55$ (Figure 6). Based on the correlation of this factor with SO_4 , and comparison of the mass spectrum to literature, we assign this factor as IEPOX-derived SOA. During the spring IOP, IEPOX-derived SOA factor
240 contributed $27.9 \pm 12.3\%$ of the total OA mass on average.

The second factor features a prominent marker at m/z 60 (primarily $C_2H_4O_2^+$) with a f_{60} value of 0.9%. Based on previous studies (e.g., Cubison et al., 2011) this f_{60} fraction is representative of air masses impacted by aged biomass burning. The trend of this factor (Figure 6B) tracks the time evolution of $C_2H_4O_2^+$ and $C_3H_5O_2^+$ well, with r values of 0.96 and 0.92, respectively. The signals of these two ions are
245 thought to represent tracers for levoglucosan, which are also tracers for biomass burning organic aerosol (BBOA) (Cubison et al., 2011; Jolleys et al., 2015). In addition, the time series of the second factor tracks a biomass burning event on April 29 well, with average f_{60} value of 1.0% (details will be discussed in section 3.6). Thus, we identify this second factor as BBOA. On April 29, CO also showed an enhancement (Figure S5), suggesting potential influence from biomass burning. We also note that this BBOA factor has a
250 relatively high f_{44} value of 0.16, which suggests that the BBOA observed at SGP was aged. The BBOA factor accounts for 10.0% of total OA mass during the spring IOP on average, but at times can rise to over 50% (Figure 6F).

We identify the third factor as HOA by comparison of the mass spectrum with literature spectra including the prominent signal at m/z 55 and 57 (Figure S4). This factor exhibits similar trend in time with toluene,
255 a typical VOC tracer for primary emissions. Interestingly, the evolution of HOA doesn't correlate strongly with CO, a well known anthropogenic tracer. Shown in Figure S5, CO appears to be associated with both HOA and BBOA, which likely impacts the correlation between CO and a single PMF factor. Our retrieval of an HOA factor from the PMF analysis contrasts with the results of a previous ACSM-based study at SGP. Based on 1.5-years of observational data, Parworth et al. (2015) suggested no HOA factor is
260 extractable due to the rural characteristics of the SGP site. In this study, we retrieved an HOA factor, with an average contribution of 9.6% of total OA mass (Figure 6F). It is possible that the higher S/N and time resolution of the HR-ToF-AMS used in our study relative to the quadrupole ACSM used in the Parworth study allows us to extract the HOA factor.

The fourth and fifth factors are two OOA (oxygenated organic aerosol) factors that are typically
265 representative of SOA. The average mass spectra of the two OOA factors (Figure S4) show that the f_{44} value is higher for OOA-1 (0.25) than OOA-2 (0.18), where the ion signal at m/z 44 commonly comes from the thermal decomposition of carboxylic acids and other highly oxygenated compounds on the vaporizer. Therefore OOA-1 is identified as more-oxidized OOA (MO-OOA) and OOA-2 is identified as less-oxidized OOA (LO-OOA). However, we note that both factors have higher signal at m/z 44 than 43,
270 indicating both are still significantly oxidized. The mass spectra of LO-OOA factor reveal a prominent signal at m/z 91, with $C_7H_7^+$ and $C_3H_7O_3^+$ as the dominate ions contributing to m/z 91. The $C_3H_7O_3^+$ ion

was proposed to be a tracer of isoprene photooxidation under low-NO_x and low-RH conditions (Surratt et al., 2006), and C₇H₇⁺ has been inferred to be a thermal decomposition product of dimers and oligomers in ISOPOOH-derived SOA (Riva et al., 2016). Shown in Figure 6D, the time series of both fragment ions track the evolution of LO-OOA well, suggesting the LO-OOA factor may indeed be associated with isoprene photooxidation chemistry. In some cases, the C₇H₇⁺ ion has been shown to be associated with anthropogenic emissions (Ng et al., 2011), but no correlation was found between m/z 91 and other anthropogenic tracers such as benzene and toluene during our campaign. Thus, we believe the influence of anthropogenic emissions to m/z 91 is minimal and the signal at m/z 91 is most likely attributed to isoprene photooxidation chemistry at this site. The MO-OOA factor correlates most strongly with acetone, which is an oxidation product of several VOCs (Guenther et al., 2012). The sum of these two OOA factors contributed approximately 50% of the total OA mass, indicating that the majority of the OA arriving at the site is relatively aged.

During the summer IOP, we chose a four-factor PMF solution, consisting of an IEPOX SOA factor, an HOA factor and two OOA factors (Figure 7). A BBOA factor was not identified during the summer season, which is consistent with the low concentrations of BBOA observed in summer at SGP in a previous study (Parworth et al., 2015). The major contribution to the total OA mass is from the two OOA factors, the sum of which contributed >60% throughout the summer IOP. Similar to the spring IOP, OOA-2 is associated with enhanced signal at m/z 91 (Figure S6), and OOA-1 correlates best with acetone (Figure 7). However the f_{44} values for both OOA factors are similar (0.12 vs. 0.11). The OSc values are somewhat different, -0.099 vs.-0.264 for OOA-1 and OOA-2 respectively, though slightly smaller than the differences observed for the OOA-1 (0.14) and OOA-2 (-0.315) factors during spring. Considering the larger fraction of OOA-1 than OOA-2 in both spring (35.7% versus 13.7%) and summer (34.9% versus 28.4%), the smaller OSc values of OOA-1 factor in summer indicate that the OOA is in general less oxidized during the summer IOP. The contribution from HOA factor is minimal during the first several days of summer IOP (Figure 7) but begins to increase after August 31 with the maximum approaching 50% during some periods. The transition in the HOA fraction is probably related to the transition of air mass origin from the northern region to the anthropogenic-rich regions to the south where primary emissions are stronger. The average contribution of the HOA factor during the summer IOP is 13.0±1.3%, higher than the fraction in the spring IOP. The higher summer HOA contribution is consistent with higher fraction of air masses originating from the urbanized southern regions based on HYSPLIT analyses.

The fourth factor, IEPOX SOA, contributed 25.3% of the total OA mass, similar to spring IOP. Interestingly, the IEPOX SOA factor has similar f_{44} values in spring and summer (0.116 vs. 0.137), but significantly different oxidation state (O:C ratios 1.349 vs. 0.653, OSc values 1.606 vs. -0.096). Possible reasons for this difference will be discussed in section 3.5.

3.4 Comparison with previous studies at SGP

Previous analyses have provided insights into the characteristics of aerosols impacting the SGP site and also showed that air mass origin has a large influence on aerosol properties. Using simultaneous CO measurements and back trajectory analyses in May of 2003, Wang et al. (2006) observed aged aerosols from wildfires at the SGP surface site, consistent with our results indicating biomass burning contribution in the spring. Wang et al. (2006) also suggested high aerosol concentrations were strongly correlated with high SO₂ concentrations when the wind was from the east, south, and southeast, where several power plants are located. Although the SO₂ dataset was unreliable in this study, we did observe co-elevated OA and SO₄ concentrations in air masses from/traveling through the south region (details in section 3.5).

Based on 19-months of continuous measurements with a quadrupole Aerosol Chemical Speciation Monitor (ACSM), Parworth et al. (2015) provided a more comprehensive description on the chemical composition of submicron aerosols at the SGP site. Their seven-day back trajectory analyses showed that aerosol was transported to SGP during the spring from both the south and north, while southerly winds dominated during the summer. This seasonal variation is consistent with the higher fraction of southerly winds we observed during the summer IOP. The seasonal relative fractions of major AMS species, OA, SO₄, NO₃, and NH₄, are also similar between our study and theirs. However, Parworth et al. (2015) observed significantly lower absolute aerosol mass concentrations in the summer compared with the spring, which they attributed to temperature-dependent partitioning of semi-volatiles. In our study, only nitrate exhibited decreased concentrations from spring to summer, whereas both OA and SO₄ showed a ~50% increase. Another difference between the studies relates to the “triangle plots” for OA. Shown in Figure 5, we observe a sorting of the data according to season, with most f_{44} values in the 0.10-0.30 range during spring and f_{44} values lower than 0.20 observed during the summer. However in the Parworth study the OA was mostly “aged”, across the entire observation period with most f_{44} values concentrated in the 0.15-0.30 range. In summary, the Parworth study suggested the organic aerosols at the SGP site were in a more oxygenated state throughout the year, whereas the OA observed in our study demonstrated more seasonal variation.

There are also significant differences in the factor analysis results between the two studies. In the Parworth study, only three factors were isolated, including a BBOA factor and two OOA factors while we isolate an additional IEPOX factor in both seasons and an HOA factor in the spring. In the Parworth study, the OOA factor with a smaller f_{44} value (OOA-2) was a larger fraction of the total mass in summer relative to spring, which is consistent with our observations that the summer OA appeared to be more fresh. It should be noted that the three factors retrieved in the Parworth study were based on data throughout the 19 months, and the contribution by BBOA was only evident in winter and spring seasons, which is again consistent with our results. One factor the Parworth study did not extract is the HOA factor, which they attributed to the rural setting of the SGP site. In our study, although the HOA contributed ~10% of the total OA mass on average, the occasional spikes were accompanied with high concentrations of anthropogenic tracers and is likely associated with transition of air mass origins. With respect to the IEPOX SOA factor, the Parworth

study did take spatial distribution of isoprene emissions into consideration and suggested biogenic emissions likely contribute to SOA mass at SGP primarily during the summer, but this contribution was not directly attributed to IEPOX chemistry. However, Parworth were not able to isolate an IEPOX SOA factor in their analysis. In our analyses, although the retrieved IEPOX SOA had similar fractions in spring and summer, the absolute mass concentration was indeed higher in summer, which agrees with the more intense biogenic emissions and photochemistry associated with higher solar insolation and temperatures as suggested in Parworth et al. (2015).

3.5 Case study 1: IEPOX SOA events

350 An IEPOX SOA factor was resolved during the spring and summer IOPs and it was a substantial contribution to the total OA mass. Here we selected one period of high IEPOX SOA (iSOA) from each IOP to describe in detail. For the spring IOP, we chose the period from May 8 20:00 to May 10 18:00 (UTC) (noted as spring iSOA event), and the period from September 4 6:00 to September 5 21:00 (UTC) for the summer IOP (noted as summer iSOA event).

355 The $C_5H_6O^+$ ion has been recognized as a unique marker for IEPOX SOA (Robinson et al., 2011; Lin et al., 2012, 2013; Hu et al., 2015). During both iSOA events, the time series of $C_5H_6O^+$ ion track that of IEPOX SOA and SO_4 (Figure 8A). Researchers have also identified additional ions that are representative of IEPOX SOA such as $C_3H_7O_2^+$ (Budisulistiorini et al., 2016), and we observe good correlation between $C_3H_7O_2^+$ (m/z 75) and $C_5H_6O^+$ (m/z 82) for both spring IOP and summer IOP. We also investigated the relationship between iSOA and its gas-phase precursors (Figure 8B). We attribute the PTR-MS signal at m/z 71 as the sum of methyl vinyl ketone (MVK), methacrolein (MACR), and isoprene hydroxyhydroperoxide (ISOPOOH), all first-generation oxidation products of isoprene and use the sum of m/z 69 (isoprene) and m/z 71 as an indicator of gas-phase iSOA precursors. During both events, generally speaking, the sum of isoprene and its first-generation oxidation products did not track the evolution of IEPOX SOA well, but at times an enhancement in IEPOX SOA followed after a peak in the sum of m/z 69 and 71. Given the good correlation between SO_4 and IEPOX SOA, we speculate that the variation of IEPOX SOA at the SGP site was mostly driven by variations in the concentration and the acidity of particles, as IEPOX SOA precursors appear to be abundant during most of the campaign (Lin et al., 2012). Back trajectories provide some insights into the transport pathways associated with the iSOA events. In both the spring and summer iSOA events, air masses passed over urban areas before reaching the SGP site, though there was some variation in the detailed trajectories. As seen in Figure S7, back trajectories indicate air masses during the spring iSOA event were uniformly transported from Houston, the refineries, and the shipping channels in Texas and the Gulf of Mexico. During the summer IOP, air masses originate in Missouri and Arkansas and then pass near Oklahoma City and Dallas/Fort Worth region before arriving at SGP. The computed trajectories are entirely within the boundary layer, indicating that surface emissions should influence the air masses. In both cases, air masses pass through regions where SO_2 emissions are abundant, likely resulting in formation of acidic aerosol, which drives production of IEPOX SOA.

While the back trajectories during the spring iSOA event were mostly from Texas and the Gulf of Mexico to the south, summer back trajectories indicate air masses originate to the east. Parworth et al. (2015) suggested higher isoprene emissions originate from regions east of the SGP, which is supported by our observations of higher m/z 69+71 in the summer iSOA event compared to the spring event (Figure 8B). Higher concentrations of isoprene and isoprene oxidation products in summer were accompanied by higher abundance of the $C_5H_6O^+$ ion, with the summer average $f_{C_5H_6O}=6.51\%$, much higher than that in spring ($f_{C_5H_6O}=3.44\%$). To roughly estimate the relative age and oxidation level of the aerosol during iSOA events, we present “triangle plot” similar to those described in Hu et al. (2015) in Figure S8. The iSOA events group into distinct regions of these plots with the spring iSOA more similar to the OH-aged aerosols observed in southeast US (Hu et al., 2015) and the summer iSOA more similar to fresher aerosol. Note that the $f_{C_5H_6O}$ and f_{CO_2} values shown in Figure S8 are for the total OA, not just the IEPOX SOA factor. For iSOA, the mean carbon oxidation state, OSc, was estimated to be -0.05 for summer event, and 0.75 for the spring event, respectively. Considering the higher levels of isoprene and its first-generation oxidation products observed during the summer iSOA events, the higher $f_{C_5H_6O}$ value might suggest that the IEPOX pathway was favored over isoprene oxidation pathways producing higher generation, more oxidized products, such as ISOP(OOH)₂ (D'Ambro et al., 2017; Liu et al., 2016). In contrast, lower biogenic VOC concentrations in spring might result in a relatively higher ratio of oxidant-to-VOC, leading to the formation of more highly oxygenated organic aerosols.

Compared to other sites where IEPOX SOA were extensively studied, the IEPOX chemistry at SGP site appeared to be unique, especially for the iSOA event observed during spring IOP. Hu et al. (2015) summarized the characteristics of IEPOX SOA factors retrieved from a set of ambient observations covering urban, downwind urban, and pristine regions, and suggested a range of 12-40 % of $f_{C_5H_6O}$ values for ambient IEPOX SOA. In this study, the summer IEPOX SOA had an $f_{C_5H_6O}$ value of 12.1%, at the lower end of previous results, whereas the $f_{C_5H_6O}$ value of spring IEPOX SOA was only 4.55%. During the specific period of spring iSOA event, the $f_{C_5H_6O}$ values of 3.44% for bulk OA was also significantly lower than the average value of 6.5% suggested for ambient OA strongly influenced by isoprene emission (Hu et al., 2015). In addition, during the spring iSOA event, f_{CO_2} values of bulk OA were significantly higher than previously-reported results of ambient OA strongly impacted by isoprene emission. Recent work has suggested some major IEPOX SOA components, specifically methyltetrol sulfates, may undergo further OH oxidation accompanied by the formation of HSO_4^- ion (Chen et al., 2020; Lam et al., 2019). Thus, one possibility is that this mechanism produces more oxygenated IEPOX SOA in the spring, contributing to the higher f_{CO_2} . Considering the relatively weak local emission of isoprene in spring at SGP, the higher f_{CO_2} but lower $f_{C_5H_6O}$ values might suggest aging of the IEPOX SOA during long-range transport. Since most IEPOX SOA studies were previously conducted in the summer season with intense isoprene emissions, the distinct observations at SGP site, especially those during spring IOP, provided a unique point of view on SOA chemistry in rural environment with weak biogenic emissions.

3.6 Case study 2: Biomass burning event on April 29

415 In our PMF analysis, a BBOA factor was extracted during the spring IOP but not during the summer IOP, in broad agreement with a previous observation of more substantial contribution from fire events during spring (Parworth et al., 2015). In this study we selected a specific biomass burning event to examine the evolution of typical tracers, sources and characteristics.

On April 29, 2016, two spikes of organic aerosol concentration were observed, as shown in Figure 1. From 420 00:00-9:00 (UTC) on April 29, OA is by far the dominant component of the aerosol phase, with an average fraction of $79.13 \pm 6.70\%$. Particulate ammonium and nitrate also increased during these events likely due to increased emissions of their precursors, NH_3 and NO_x (Paulot et al., 2017; Souri et al., 2017). No increase in sulfate concentrations was observed.

This period was identified as a biomass burning event based on enhanced signal at m/z 60 in AMS spectra, 425 primarily composed of the $\text{C}_2\text{H}_4\text{O}_2^+$ ion. $\text{C}_2\text{H}_4\text{O}_2^+$, a fragment of levoglucosan and other plant carbohydrate breakdown products (mannosan, galactosan), has long been recognized as a tracer for biomass burning. As seen in Figure 9, we observe a positive correlation between $\text{C}_2\text{H}_4\text{O}_2^+$ and OA during the spring campaign with a slope of 0.3%. During the BBOA event, this slope increased to 1.0%. According to previous studies, an m/z 60 ($\text{C}_2\text{H}_4\text{O}_2^+$) fraction of 0.3% is an approximate background level, representing air masses without 430 biomass burning influence. An elevated fraction of $\text{C}_2\text{H}_4\text{O}_2^+$ suggests a significant contribution from biomass burning to OA (Cubison et al., 2011). Indeed, the PMF-resolved BBOA fraction also showed an increase from the spring IOP average of 10% to as high as 77% on April 29.

Active fire data shows relatively intense fire hotspots north of the SGP site, with two concentrated areas in Kansas and Canada. Back trajectory analysis suggests that these emissions need to travel at least 6 hours 435 before arriving at the SGP site from fires in Kansas and 2-3 days if transported from Canada (Figure S9). According to previous studies, levoglucosan has an atmospheric lifetime of approximately 2 days (Hennigan et al., 2010), suggesting that a significant fraction of the levoglucosan may have decayed before reaching SGP, particularly for BBOA originating in Canada. The f_{60} value of 1.0% during the April 29 event, compared to literature studies that find higher f_{60} values during periods of BBOA influence, also 440 implied the BBOA arriving at the SGP site was highly aged. The van Krevelen analysis (Figure S10) shows that the bulk organic aerosols are highly oxygenated, with an average O:C ratio of 0.839 ± 0.120 , much higher than typical characteristics of primary BBOA (Canagaratna et al., 2015), again consistent with the relatively long-range transport that was needed to bring BBOA to the SGP site. Although the SGP site was strongly influenced by biomass burning, the oxidation state of OA during the April 29 event did not show 445 significant differences relative to other periods in spring IOP, with OSc value of 0.281 (April 29 event) versus 0.289 (spring IOP average).

Interestingly, the elevated levels of $\text{C}_2\text{H}_4\text{O}_2^+$ and BBOA were not accompanied by significantly elevated levels of acetonitrile (m/z 42 measured by PTR-MS), which has been traditionally used as a gas-phase

marker of biomass burning emissions. The average acetonitrile concentration for the spring IOP was 0.11
450 ppbv while during the biomass burning period it was 0.09 ppbv (Table 1). Even during the spikes in BBOA
concentrations, acetonitrile concentrations were observed to only increase moderately, up to 0.2 ppbv
(Figure S11). The specific reason we do not see a concomitant increase in acetonitrile with the clear BBOA
plume remains ambiguous. We have ruled out the possibility that dilution and processing of acetonitrile
455 reduced its concentration below the PTR-MS detection limit; BBOA concentrations remain high despite
dilution, acetonitrile has an atmospheric lifetime of 1.4 years, and the acetonitrile detection limit was 0.06
ppbv during the spring IOP. A second possibility is that the biomass burning did not emit significant
amounts of acetonitrile. Acetonitrile emissions were reported to be significantly different among various
biomass burning sources, with lower nitrogen containing biomass emitting less acetonitrile (Coggon et al.,
2016). Thus it is possible that the fuel had lower nitrogen content.

460 **4 Conclusions and Discussions**

Observations of gas-phase VOCs and particle-phase chemical composition were taken at the SGP site
during the HI-SCALE campaign in 2016, with two intensive operation periods covering the spring and
summer season. Aerosol and trace gases were characterized using the AMS and PTR-MS as well as a suite
of supplementary instruments. During both IOPs, organic aerosol is the most abundant particulate
465 component. The OA concentrations were significantly higher during summer IOP and PTR-MS
observations showed biogenic VOCs, including isoprene and monoterpene, were 2-3 times higher in the
summer relative to the spring. PMF analyses were used to investigate aerosol sources and revealed that
OOA was the dominant factor for both the spring and summer IOP. An IEPOX SOA factor was retrieved
for both IOPs and contributed, on average, the second-largest fraction of the OA. The retrieved IEPOX
470 SOA factor had lower levels of f_{C5H6O} and higher f_{CO2} in the spring relative to the summer, suggesting the
IEPOX SOA was more aged in the spring than in the summer. Biomass burning events were only observed
during the spring IOP, when they episodically contribute a significant fraction of the OA. The biomass
burning aerosol was also found to have a higher oxidation state by the time it arrived at the SGP site,
relative to other BBOA aerosol reported in the literature, likely due to aging occurring during the long-
475 range transport. An HOA factor was also observed, but was a small fraction of the total OA, suggesting a
limited contribution of fresh anthropogenic emissions during HI-SCALE. These observations suggest that
biogenic emissions play the dominant role in formation of organic aerosol at the SGP site during HI-
SCALE.

The SGP site is located in a rural setting, and biogenic emissions appear to largely control the
480 concentrations of OA during the HI-SCALE campaign. In recent years, a number of studies have focused
on HOMs produced from biogenic precursors, and these components are expected to play a key role in new
particle formation (Ehn et al., 2014; Jokinen et al., 2015; Qi et al., 2018). The high oxidation state of the OA
observed at the SGP site during HI-SCALE suggests that these molecules could indeed be important SOA

components at SGP. Nevertheless, due to lack of molecule-level information, we were not able to
485 quantitatively evaluate the contribution of HOM chemistry to the oxidation state of OA at SGP site. Since
HOMs likely contribute to new particle formation (NPF), they will also impact subsequent aerosol growth,
CCN populations, and the influence of aerosols on global climate. Actually during HI-SCALE campaign,
NPF events were more frequently observed in spring than in summer (Fast et al., 2019), in agreement with
the more-oxygenated feature of OA observed during the spring IOP in this study. Considering the potential
490 climate impacts, the highly-oxygenated nature of aerosols at the SGP site is an interesting topic which
should be investigated further. The mixture of anthropogenic, biogenic, and biomass burning sources of
OA at the SGP site provides an opportunity to rigorously evaluate explicit and parameterized treatments of
a range of SOA pathway mechanisms.

Author contribution: J. Fast, L. Alexander and J. Shilling designed the experiments. J. Liu, L. Alexander
495 and R. Lindenmaier carried out the measurements. J. Liu analysed the data and prepared the manuscript
with contributions from all co-authors.

The authors declare that they have no conflict of interest.

Acknowledgement

The HI-SCALE field campaign was supported by the Atmospheric Radiation Measurement (ARM) Climate
500 Research Facility and the Environmental Molecular Science Laboratory (EMSL), both of which are U.S.
Department of Energy (DOE) Office of Science User Facilities sponsored by the Office of Biological and
Environmental Research. Data analysis and research was supported by the U.S. Department of Energy
(DOE) Office of Science, Office of Biological and Environmental Research, Atmospheric Systems
Research (ASR) program. Pacific Northwest National Laboratory is operated for DOE by Battelle
505 Memorial Institute under contract DE-AC05-76RL01830.

References

- Aiken, A. C., DeCarlo, P. F., Kroll, J. H., Worsnop, D. R., Huffman, J. A., Docherty, K. S., Ulbrich, I. M., Mohr, C., Kimmel, J. R., Sueper, D., Sun, Y., Zhang, Q., Trimborn, A., Northway, M., Ziemann, P. J., Canagaratna, M. R., Onasch, T. B., Alfarra, M. R., Prevot, A. S. H., Dommen, J., Duplissy, J., Metzger, A., Baltensperger, U., and Jimenez, J. L.: O/C and OM/OC Ratios of Primary, Secondary, and Ambient Organic Aerosols with High-Resolution Time-of-Flight Aerosol Mass Spectrometry, *Environ Sci Technol*, 42, 4478-4485, 10.1021/es703009q, 2008.
- Alfarra, M. R., Coe, H., Allan, J. D., Bower, K. N., Boudries, H., Canagaratna, M. R., Jimenez, J. L., Jayne, J. T., Garforth, A. A., Li, S.-M., and Worsnop, D. R.: Characterization of urban and rural organic particulate in the Lower Fraser Valley using two Aerodyne Aerosol Mass Spectrometers, *Atmos Environ*, 38, 5745-5758, <https://doi.org/10.1016/j.atmosenv.2004.01.054>, 2004.
- Allan, J. D., Delia, A. E., Coe, H., Bower, K. N., Alfarra, M. R., Jimenez, J. L., Middlebrook, A. M., Drewnick, F., Onasch, T. B., Canagaratna, M. R., Jayne, J. T., and Worsnop, D. R.: A generalised method for the extraction of chemically resolved mass spectra from Aerodyne aerosol mass spectrometer data, *Journal of Aerosol Science*, 35, 909-922, <https://doi.org/10.1016/j.jaerosci.2004.02.007>, 2004.
- Bianchi, F., Kurtén, T., Riva, M., Mohr, C., Rissanen, M. P., Roldin, P., Berndt, T., Crouse, J. D., Wennberg, P. O., Mentel, T. F., Wildt, J., Junninen, H., Jokinen, T., Kulmala, M., Worsnop, D. R., Thornton, J. A., Donahue, N., Kjaergaard, H. G., and Ehn, M.: Highly Oxygenated Organic Molecules (HOM) from Gas-Phase Autoxidation Involving Peroxy Radicals: A Key Contributor to Atmospheric Aerosol, *Chemical Reviews*, 119, 3472-3509, 10.1021/acs.chemrev.8b00395, 2019.
- Budisulistiorini, S. H., Canagaratna, M. R., Croteau, P. L., Marth, W. J., Baumann, K., Edgerton, E. S., Shaw, S. L., Knipping, E. M., Worsnop, D. R., Jayne, J. T., Gold, A., and Surratt, J. D.: Real-Time Continuous Characterization of Secondary Organic Aerosol Derived from Isoprene Epoxydiols in Downtown Atlanta, Georgia, Using the Aerodyne Aerosol Chemical Speciation Monitor, *Environ Sci Technol*, 47, 5686-5694, 10.1021/es400023n, 2013.
- Budisulistiorini, S. H., Baumann, K., Edgerton, E. S., Bairai, S. T., Mueller, S., Shaw, S. L., Knipping, E. M., Gold, A., and Surratt, J. D.: Seasonal characterization of submicron aerosol chemical composition and organic aerosol sources in the southeastern United States: Atlanta, Georgia, and Look Rock, Tennessee, *Atmos. Chem. Phys.*, 16, 5171-5189, 10.5194/acp-16-5171-2016, 2016.
- Canagaratna, M. R., Jimenez, J. L., Kroll, J. H., Chen, Q., Kessler, S. H., Massoli, P., Hildebrandt Ruiz, L., Fortner, E., Williams, L. R., Wilson, K. R., Surratt, J. D., Donahue, N. M., Jayne, J. T., and Worsnop, D. R.: Elemental ratio measurements of organic compounds using aerosol mass spectrometry: characterization, improved calibration, and implications, *Atmos. Chem. Phys.*, 15, 253-272, 10.5194/acp-15-253-2015, 2015.
- Chen, Y., Zhang, Y., Lambe, A. T., Xu, R., Lei, Z., Olson, N. E., Zhang, Z., Szalkowski, T., Cui, T., Vizuete, W., Gold, A., Turpin, B. J., Ault, A. P., Chan, M. N., and Surratt, J. D.: Heterogeneous Hydroxyl Radical Oxidation of Isoprene-Epoxydiol-Derived Methyltetrol Sulfates: Plausible Formation Mechanisms of Previously Unexplained Organosulfates in Ambient Fine Aerosols, *Environmental Science & Technology Letters*, 7, 460-468, 10.1021/acs.estlett.0c00276, 2020.
- Coggon, M. M., Veres, P. R., Yuan, B., Koss, A., Warneke, C., Gilman, J. B., Lerner, B. M., Peischl, J., Aikin, K. C., Stockwell, C. E., Hatch, L. E., Ryerson, T. B., Roberts, J. M., Yokelson, R. J., and de Gouw, J. A.: Emissions of nitrogen-containing organic compounds from the burning of herbaceous and arboraceous biomass: Fuel composition dependence and the variability of commonly used nitrile tracers, *Geophysical Research Letters*, 43, 9903-9912, <https://doi.org/10.1002/2016GL070562>, 2016.
- Cubison, M. J., Ortega, A. M., Hayes, P. L., Farmer, D. K., Day, D., Lechner, M. J., Brune, W. H., Apel, E., Diskin, G. S., Fisher, J. A., Fuelberg, H. E., Hecobian, A., Knapp, D. J., Mikoviny, T., Riemer, D., Sachse, G. W., Sessions, W., Weber, R. J., Weinheimer, A. J., Wisthaler, A., and Jimenez, J.

- L.: Effects of aging on organic aerosol from open biomass burning smoke in aircraft and laboratory studies, *Atmos. Chem. Phys.*, 11, 12049-12064, 10.5194/acp-11-12049-2011, 2011.
- 560 de Gouw, J. A., Middlebrook, A. M., Warneke, C., Goldan, P. D., Kuster, W. C., Roberts, J. M., Fehsenfeld, F. C., Worsnop, D. R., Canagaratna, M. R., Pszenny, A. A. P., Keene, W. C., Marchewka, M., Bertman, S. B., and Bates, T. S.: Budget of organic carbon in a polluted atmosphere: Results from the New England Air Quality Study in 2002, *J. Geophys. Res.*, 110, D16305, doi:10.1029/2004JD005623, 2005.
- 565 D'Ambro, E. L., Lee, B. H., Liu, J., Shilling, J. E., Gaston, C. J., Lopez-Hilfiker, F. D., Schobesberger, S., Zaveri, R. A., Mohr, C., Lutz, A., Zhang, Z., Gold, A., Surratt, J. D., Rivera-Rios, J. C., Keutsch, F. N., and Thornton, J. A.: Molecular composition and volatility of isoprene photochemical oxidation secondary organic aerosol under low- and high-NO_x conditions, *Atmos. Chem. Phys.*, 17, 159-174, 10.5194/acp-17-159-2017, 2017.
- 570 DeCarlo, P. F., Kimmel, J. R., Trimborn, A., Northway, M. J., Jayne, J. T., Aiken, A. C., Gonin, M., Fuhrer, K., Horvath, T., Docherty, K. S., Worsnop, D. R., and Jimenez, J. L.: Field-Deployable, High-Resolution, Time-of-Flight Aerosol Mass Spectrometer, *Analytical Chemistry*, 78, 8281-8289, 10.1021/ac061249n, 2006.
- Dirmeyer, P. A., Koster, R. D., and Guo, Z.: Do Global Models Properly Represent the Feedback between Land and Atmosphere?, *Journal of Hydrometeorology*, 7, 1177-1198, 10.1175/JHM532.1, 2006.
- 575 Docherty, K. S., Aiken, A. C., Huffman, J. A., Ulbrich, I. M., DeCarlo, P. F., Sueper, D., Worsnop, D. R., Snyder, D. C., Peltier, R. E., Weber, R. J., Grover, B. D., Eatough, D. J., Williams, B. J., Goldstein, A. H., Ziemann, P. J., and Jimenez, J. L.: The 2005 Study of Organic Aerosols at Riverside (SOAR-1): instrumental intercomparisons and fine particle composition, *Atmos. Chem. Phys.*, 11, 12387-12420, <https://doi.org/10.5194/acp-11-12387-2011>, 2011.
- 580 Draxler, R. R., and Rolph, G. D.: Evaluation of the Transfer Coefficient Matrix (TCM) approach to model the atmospheric radionuclide air concentrations from Fukushima, *Journal of Geophysical Research: Atmospheres*, 117, D05107, 10.1029/2011JD017205, 2012.
- 585 Ehn, M., Thornton, J. A., Kleist, E., Sipila, M., Junninen, H., Pullinen, I., Springer, M., Rubach, F., Tillmann, R., Lee, B., Lopez-Hilfiker, F., Andres, S., Acir, I.-H., Rissanen, M., Jokinen, T., Schobesberger, S., Kangasluoma, J., Kontkanen, J., Nieminen, T., Kurten, T., Nielsen, L. B., Jorgensen, S., Kjaergaard, H. G., Canagaratna, M., Maso, M. D., Berndt, T., Petaja, T., Wahner, A., Kerminen, V.-M., Kulmala, M., Worsnop, D. R., Wildt, J., and Mentel, T. F.: A large source of low-volatility secondary organic aerosol, *Nature*, 506, 476-479, 10.1038/nature13032, 2014.
- 590 Ehn, M., Berndt, T., Wildt, J., and Mentel, T.: Highly Oxygenated Molecules from Atmospheric Autoxidation of Hydrocarbons: A Prominent Challenge for Chemical Kinetics Studies, *International Journal of Chemical Kinetics*, 49, 821-831, 10.1002/kin.21130, 2017.
- Fan, J., Wang, Y., Rosenfeld, D., and Liu, X.: Review of Aerosol-Cloud Interactions: Mechanisms, Significance, and Challenges, *Journal of the Atmospheric Sciences*, 73, 4221-4252, 10.1175/JAS-D-16-0037.1, 2016.
- 595 Fast, J. D., Berg, L. K., Alexander, L., Bell, D., D'Ambro, E., Hubbe, J., Kuang, C., Liu, J., Long, C., Matthews, A., Mei, F., Newsom, R., Pekour, M., Pinterich, T., Schmid, B., Schobesberger, S., Shilling, J., Smith, J., Springston, S., Suski, K., Thornton, J. A., Tomlinson, J., Wang, J., Xiao, H., and Zelenyuk, A.: Overview of the HI-SCALE Field Campaign: A New Perspective on Shallow Convective Clouds, *Bulletin of the American Meteorological Society*, 100 (5), 821-840, 10.1175/bams-d-18-0030.1, 2019.
- 600 Guenther, A. B., Jiang, X., Heald, C. L., Sakulyanontvittaya, T., Duhl, T., Emmons, L. K., and Wang, X.: The Model of Emissions of Gases and Aerosols from Nature version 2.1 (MEGAN2.1): an extended and updated framework for modeling biogenic emissions, *Geosci. Model Dev.*, 5, 1471-1492, 10.5194/gmd-5-1471-2012, 2012.
- 605 Guo, H., Sullivan, A. P., Campuzano-Jost, P., Schroder, J. C., Lopez-Hilfiker, F. D., Dibb, J. E., Jimenez, J. L., Thornton, J. A., Brown, S. S., Nenes, A., and Weber, R. J.: Fine particle pH and the partitioning of nitric acid during winter in the northeastern United States, *Journal of Geophysical Research: Atmospheres*, 121, 3355-3376, <https://doi.org/10.1002/2016JD025311>, 2016.

- Guo, H., Liu, J., Froyd, K. D., Roberts, J. M., Veres, P. R., Hayes, P. L., Jimenez, J. L., Nenes, A., and Weber, R. J.: Fine particle pH and gas–particle phase partitioning of inorganic species in Pasadena, California, during the 2010 CalNex campaign, *Atmos. Chem. Phys.*, 17, 5703-5719, 10.5194/acp-17-5703-2017, 2017.
- Hennigan, C. J., Sullivan, A. P., Collett Jr, J. L., and Robinson, A. L.: Levoglucosan stability in biomass burning particles exposed to hydroxyl radicals, *Geophysical Research Letters*, 37, L09806, 10.1029/2010GL043088, 2010.
- Hu, W. W., Campuzano-Jost, P., Palm, B. B., Day, D. A., Ortega, A. M., Hayes, P. L., Krechmer, J. E., Chen, Q., Kuwata, M., Liu, Y. J., de Sá S. S., McKinney, K., Martin, S. T., Hu, M., Budisulistiorini, S. H., Riva, M., Surratt, J. D., St. Clair, J. M., Isaacman-Van Wertz, G., Yee, L. D., Goldstein, A. H., Carbone, S., Brito, J., Artaxo, P., de Gouw, J. A., Koss, A., Wisthaler, A., Mikoviny, T., Karl, T., Kaser, L., Jud, W., Hansel, A., Docherty, K. S., Alexander, M. L., Robinson, N. H., Coe, H., Allan, J. D., Canagaratna, M. R., Paulot, F., and Jimenez, J. L.: Characterization of a real-time tracer for isoprene epoxydiols-derived secondary organic aerosol (IEPOX-SOA) from aerosol mass spectrometer measurements, *Atmos. Chem. Phys.*, 15, 11807-11833, 10.5194/acp-15-11807-2015, 2015.
- IPCC: IPCC fifth assessment report, *Weather*, 68, 310-310, 2013.
- Jayne, J. T., Lear, D. C., Zhang, X., Davidovits, P., Smith, K. A., Kolb, C. E., and Worsnop, D. R.: Development of an Aerosol Mass Spectrometer for Size and Composition Analysis of Submicron Particles, *Aerosol Sci Tech*, 33, 49-70, 10.1080/027868200410840, 2000.
- Jimenez, J. L., Jayne, J. T., Shi, Q., Kolb, C. E., Worsnop, D. R., Yourshaw, I., Seinfeld, J. H., Flagan, R. C., Zhang, X., Smith, K. A., Morris, J. W., and Davidovits, P.: Ambient aerosol sampling using the Aerodyne Aerosol Mass Spectrometer, *Journal of Geophysical Research: Atmospheres*, 108(D7), 8425, 10.1029/2001JD001213, 2003.
- Jokinen, T., Berndt, T., Makkonen, R., Kerminen, V.-M., Junninen, H., Paasonen, P., Stratmann, F., Herrmann, H., Guenther, A. B., Worsnop, D. R., Kulmala, M., Ehn, M., and Sipilä M.: Production of extremely low volatile organic compounds from biogenic emissions: Measured yields and atmospheric implications, *Proceedings of the National Academy of Sciences*, 112, 7123-7128, 10.1073/pnas.1423977112, 2015.
- Jolleys, M. D., Coe, H., McFiggans, G., Taylor, J. W., O'Shea, S. J., Le Breton, M., Bauguitte, S. J. B., Moller, S., Di Carlo, P., Aruffo, E., Palmer, P. I., Lee, J. D., Percival, C. J., and Gallagher, M. W.: Properties and evolution of biomass burning organic aerosol from Canadian boreal forest fires, *Atmos. Chem. Phys.*, 15, 3077-3095, 10.5194/acp-15-3077-2015, 2015.
- Kleinman, L. I., Springston, S. R., Daum, P. H., Lee, Y. N., Nunnermacker, L. J., Senum, G. I., Wang, J., Weinstein-Lloyd, J., Alexander, M. L., Hubbe, J., Ortega, J., Canagaratna, M. R., and Jayne, J.: The time evolution of aerosol composition over the Mexico City plateau, *Atmos. Chem. Phys.*, 8, 1559–1575, doi:10.5194/acp-8-1559-2008, 2008.
- Koster, R. D., Dirmeyer, P. A., Guo, Z., Bonan, G., Chan, E., Cox, P., Gordon, C. T., Kanae, S., Kowalczyk, E., Lawrence, D., Liu, P., Lu, C.-H., Malyshev, S., McAvaney, B., Mitchell, K., Mocko, D., Oki, T., Oleson, K., Pitman, A., Sud, Y. C., Taylor, C. M., Verseghy, D., Vasic, R., Xue, Y., and Yamada, T.: Regions of Strong Coupling Between Soil Moisture and Precipitation, *Science*, 305, 1138, 10.1126/science.1100217, 2004.
- Koster, R. D., Sud, Y. C., Guo, Z., Dirmeyer, P. A., Bonan, G., Oleson, K. W., Chan, E., Verseghy, D., Cox, P., Davies, H., Kowalczyk, E., Gordon, C. T., Kanae, S., Lawrence, D., Liu, P., Mocko, D., Lu, C.-H., Mitchell, K., Malyshev, S., McAvaney, B., Oki, T., Yamada, T., Pitman, A., Taylor, C. M., Vasic, R., and Xue, Y.: GLACE: The Global Land–Atmosphere Coupling Experiment. Part I: Overview, *Journal of Hydrometeorology*, 7, 590-610, 10.1175/JHM510.1, 2006.
- Kroll, J. H., Donahue, N. M., Jimenez, J. L., Kessler, S. H., Canagaratna, M. R., Wilson, K. R., Altieri, K. E., Mazzoleni, L. R., Wozniak, A. S., Bluhm, H., Mysak, E. R., Smith, J. D., Kolb, C. E., and Worsnop, D. R.: Carbon oxidation state as a metric for describing the chemistry of atmospheric organic aerosol, *Nature Chemistry*, 3, 133, 10.1038/nchem.948, 2011.

- 660 Lam, H. K., Kwong, K. C., Poon, H. Y., Davies, J. F., Zhang, Z., Gold, A., Surratt, J. D., and Chan, M. N.:
Heterogeneous OH oxidation of isoprene-epoxydiol-derived organosulfates: kinetics, chemistry
and formation of inorganic sulfate, *Atmos. Chem. Phys.*, 19, 2433-2440, 10.5194/acp-19-2433-
2019, 2019.
- 665 Lin, Y.-H., Zhang, Z., Docherty, K. S., Zhang, H., Budisulistiorini, S. H., Rubitschun, C. L., Shaw, S. L.,
Knipping, E. M., Edgerton, E. S., Kleindienst, T. E., Gold, A., and Surratt, J. D.: Isoprene
Epoxydiols as Precursors to Secondary Organic Aerosol Formation: Acid-Catalyzed Reactive
Uptake Studies with Authentic Compounds, *Environ Sci Technol*, 46, 250-258,
10.1021/es202554c, 2012.
- 670 Lin, Y. H., Zhang, H. F., Pye, H. O. T., Zhang, Z. F., Marth, W. J., Park, S., Arashiro, M., Cui, T. Q.,
Budisulistiorini, H., Sexton, K. G., Vizuete, W., Xie, Y., Luecken, D. J., Piletic, I. R., Edney, E.
O., Bartolotti, L. J., Gold, A., and Surratt, J. D.: Epoxide as a precursor to secondary organic
aerosol formation from isoprene photooxidation in the presence of nitrogen oxides, *P Natl Acad
Sci USA*, 110, 6718-6723, DOI 10.1073/pnas.1221150110, 2013.
- 675 Lindinger, W., and Jordan, A.: Proton-transfer-reaction mass spectrometry (PTR-MS): on-line monitoring
of volatile organic compounds at pptv levels, *Chem Soc Rev*, 27, 347-375, 10.1039/A827347Z,
1998.
- Liu, J., D'Ambro, E. L., Lee, B. H., Lopez-Hilfiker, F. D., Zaveri, R. A., Rivera-Rios, J. C., Keutsch, F. N.,
Iyer, S., Kurten, T., Zhang, Z., Gold, A., Surratt, J. D., Shilling, J. E., and Thornton, J. A.:
Efficient Isoprene Secondary Organic Aerosol Formation from a Non-IEPOX Pathway, *Environ
Sci Technol*, 50, 9872-9880, 10.1021/acs.est.6b01872, 2016.
- 680 Parworth, C., Fast, J., Mei, F., Shippert, T., Sivaraman, C., Tilp, A., Watson, T., and Zhang, Q.: Long-term
measurements of submicrometer aerosol chemistry at the Southern Great Plains (SGP) using an
Aerosol Chemical Speciation Monitor (ACSM), *Atmos Environ*, 106, 43-55,
10.1016/j.atmosenv.2015.01.060, 2015.
- 685 Paulot, F., Paynter, D., Ginoux, P., Naik, V., Whitburn, S., Van Damme, M., Clarisse, L., Coheur, P. F.,
and Horowitz, L. W.: Gas-aerosol partitioning of ammonia in biomass burning plumes:
Implications for the interpretation of spaceborne observations of ammonia and the radiative
forcing of ammonium nitrate, *Geophysical Research Letters*, 44, 8084-8093,
10.1002/2017GL074215, 2017.
- 690 Pye, H. O. T., D'Ambro, E. L., Lee, B. H., Schobesberger, S., Takeuchi, M., Zhao, Y., Lopez-Hilfiker, F.,
Liu, J., Shilling, J. E., Xing, J., Mathur, R., Middlebrook, A. M., Liao, J., Welti, A., Graus, M.,
Warneke, C., de Gouw, J. A., Holloway, J. S., Ryerson, T. B., Pollack, I. B., and Thornton, J. A.:
Anthropogenic enhancements to production of highly oxygenated molecules from autoxidation,
Proceedings of the National Academy of Sciences, 116, 6641-6646, 10.1073/pnas.1810774116,
2019.
- 695 Qi, X., Ding, A., Roldin, P., Xu, Z., Zhou, P., Sarnela, N., Nie, W., Huang, X., Rusanen, A., Ehn, M.,
Rissanen, M. P., Petäjä T., Kulmala, M., and Boy, M.: Modelling studies of HOMs and their
contributions to new particle formation and growth: comparison of boreal forest in Finland and a
polluted environment in China, *Atmos. Chem. Phys.*, 18, 11779-11791, 10.5194/acp-18-11779-
2018, 2018.
- 700 Riipinen, I., Pierce, J. R., Yli-Juuti, T., Nieminen, T., Häkkinen, S., Ehn, M., Junninen, H., Lehtipalo, K.,
Petäjä T., Slowik, J., Chang, R., Shantz, N. C., Abbatt, J., Leaitch, W. R., Kerminen, V. M.,
Worsnop, D. R., Pandis, S. N., Donahue, N. M., and Kulmala, M.: Organic condensation: a vital
link connecting aerosol formation to cloud condensation nuclei (CCN) concentrations, *Atmos.
Chem. Phys.*, 11, 3865-3878, 10.5194/acp-11-3865-2011, 2011.
- 705 Riva, M., Budisulistiorini, S. H. H., Chen, Y., Zhang, Z., D'Ambro, E. L., Zhang, X., Gold, A., Turpin, B.
J., Thornton, J. A., Canagaratna, M. R., and Surratt, J. D.: Chemical Characterization of Secondary
Organic Aerosol from Oxidation of Isoprene Hydroxyhydroperoxides, *Environ Sci Technol*,
50(18), 9889-9899, 10.1021/acs.est.6b02511, 2016.
- 710 Robinson, N. H., Hamilton, J. F., Allan, J. D., Langford, B., Oram, D. E., Chen, Q., Docherty, K., Farmer,
D. K., Jimenez, J. L., Ward, M. W., Hewitt, C. N., Barley, M. H., Jenkin, M. E., Rickard, A. R.,

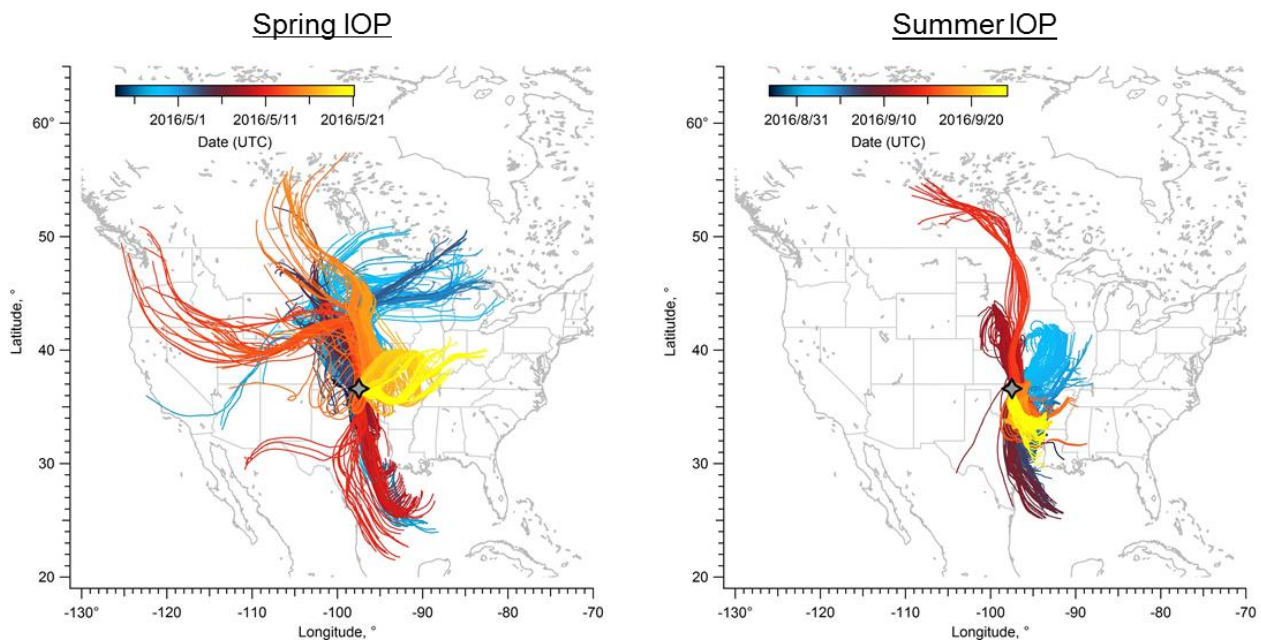
- Martin, S. T., McFiggans, G., and Coe, H.: Evidence for a significant proportion of Secondary Organic Aerosol from isoprene above a maritime tropical forest, *Atmos. Chem. Phys.*, 11, 1039-1050, 10.5194/acp-11-1039-2011, 2011.
- 715 Schmid, B., Tomlinson, J. M., Hubbe, J. M., Comstock, J. M., Mei, F., Chand, D., Pekour, M. S., Kluzek, C. D., Andrews, E., Biraud, S. C., and McFarquhar, G. M.: The DOE ARM Aerial Facility, *Bulletin of the American Meteorological Society*, 95, 723-742, 10.1175/BAMS-D-13-00040.1, 2013.
- 720 Schulz, C., Schneider, J., Amorim Holanda, B., Appel, O., Costa, A., de Sá S. S., Dreiling, V., Fütterer, D., Jurkat-Witschas, T., Klimach, T., Knote, C., Krämer, M., Martin, S. T., Mertes, S., Pöhlker, M. L., Sauer, D., Voigt, C., Walser, A., Weinzierl, B., Ziereis, H., Zöger, M., Andreae, M. O., Artaxo, P., Machado, L. A. T., Pöschl, U., Wendisch, M., and Borrmann, S.: Aircraft-based observations of isoprene-epoxydiol-derived secondary organic aerosol (IEPOX-SOA) in the tropical upper troposphere over the Amazon region, *Atmos. Chem. Phys.*, 18, 14979-15001, 10.5194/acp-18-14979-2018, 2018.
- 725 Scott, C. E., Spracklen, D. V., Pierce, J. R., Riipinen, I., D'Andrea, S. D., Rap, A., Carslaw, K. S., Forster, P. M., Artaxo, P., Kulmala, M., Rizzo, L. V., Swietlicki, E., Mann, G. W., and Pringle, K. J.: Impact of gas-to-particle partitioning approaches on the simulated radiative effects of biogenic secondary organic aerosol, *Atmos. Chem. Phys.*, 15, 12989-13001, 10.5194/acp-15-12989-2015, 2015.
- 730 Sisterson, D. L., Peppler, R. A., Cress, T. S., Lamb, P. J., and Turner, D. D.: The ARM Southern Great Plains (SGP) Site, *Meteorological Monographs*, 57, 6.1-6.14, 10.1175/AMSMONOGRAPHS-D-16-0004.1, 2016.
- Souri, A. H., Choi, Y., Jeon, W., Kochanski, A. K., Diao, L., Mandel, J., Bhave, P. V., and Pan, S.: Quantifying the Impact of Biomass Burning Emissions on Major Inorganic Aerosols and Their Precursors in the U.S, *Journal of Geophysical Research: Atmospheres*, 122, 12,020-012,041, 10.1002/2017JD026788, 2017.
- 735 Surratt, J. D., Murphy, S. M., Kroll, J. H., Ng, N. L., Hildebrandt, L., Sorooshian, A., Szmigielski, R., Vermeylen, R., Maenhaut, W., Claeys, M., Flagan, R. C., and Seinfeld, J. H.: Chemical Composition of Secondary Organic Aerosol Formed from the Photooxidation of Isoprene, *The Journal of Physical Chemistry A*, 110, 9665-9690, 10.1021/jp061734m, 2006.
- 740 Trishchenko, A., Y. Luo, R. Latifovic, and Z. Li (2004), Land cover type distribution over the ARM SGP area for atmospheric radiation and environmental research, *Proceedings of the 14th ARM Science Team Meeting*, Albuquerque, New Mexico, 2004.
- 745 Ulbrich, I. M., Canagaratna, M. R., Zhang, Q., Worsnop, D. R., and Jimenez, J. L.: Interpretation of organic components from Positive Matrix Factorization of aerosol mass spectrometric data, *Atmos. Chem. Phys.*, 9, 2891-2918, 10.5194/acp-9-2891-2009, 2009.
- 750 Wang, J., Collins, D., Covert, D., Elleman, R., Ferrare, R. A., Gasparini, R., Jonsson, H., Ogren, J., Sheridan, P., and Tsay, S.-C.: Temporal variation of aerosol properties at a rural continental site and study of aerosol evolution through growth law analysis, *Journal of Geophysical Research: Atmospheres*, 111, D18203, 10.1029/2005JD006704, 2006.
- Zaveri, R. A., Shilling, J. E., Zelenyuk, A., Liu, J., Bell, D. M., D'Ambro, E. L., Gaston, C. J., Thornton, J. A., Laskin, A., Lin, P., Wilson, J., Easter, R. C., Wang, J., Bertram, A. K., Martin, S. T., Seinfeld, J. H., and Worsnop, D. R.: Growth Kinetics and Size Distribution Dynamics of Viscous Secondary Organic Aerosol, *Environ Sci Technol*, 52, 1191-1199, 10.1021/acs.est.7b04623, 2018.
- 755

Table 1. Statistics of aerosol chemical composition measured by the AMS at the SGP site during the two Hi-Scale IOPs. Measurement units are $\mu\text{g}/\text{m}^3$ for all species.

	Spring IOP				Summer IOP			
	mean	median	25 th percentile	75 th percentile	mean	median	25 th percentile	75 th percentile
Organic	2.466	1.923	1.192	3.483	3.821	3.098	2.177	5.314
Sulfate	0.790	0.504	0.337	1.073	1.290	1.162	0.635	1.690
Nitrate	0.244	0.122	0.062	0.291	0.085	0.071	0.047	0.105
Ammonium	0.444	0.312	0.193	0.605	0.469	0.450	0.255	0.609
Chloride	0.011	0.008	0.006	0.012	0.012	0.010	0.005	0.016

760 **Table 2.** A summary of gas-phase VOCs observed at the SGP site by PTR-MS during the two Hi-Scale IOPs. Measurement units are ppbv for all VOC species.

	Spring IOP				Summer IOP			
	mean	median	25 th percentile	75 th percentile	mean	median	25 th percentile	75 th percentile
Isoprene	0.267	0.188	0.131	0.283	0.513	0.384	0.249	0.622
Monoterpenes	0.098	0.078	0.062	0.117	0.255	0.186	0.106	0.313
Acetone	1.464	1.299	1.000	1.808	2.207	1.978	1.500	2.846
Acetonitrile	0.112	0.103	0.075	0.137	0.137	0.135	0.109	0.162
Benzene	0.082	0.066	0.046	0.101	0.128	0.105	0.068	0.152
Toluene	0.115	0.096	0.069	0.138	0.132	0.112	0.077	0.162
TriMethyl- Benzene	0.120	0.106	0.088	0.136	0.089	0.079	0.061	0.109



765 **Figure 1.** HYSPLIT back trajectories for spring and summer HI-SCALE IOPs. Each line shows a three-day back trajectory computed every three hours, with the SGP site (grey four-point star, ground level) as the end point of each trajectory. The lines are color-coded by date of arrival at the SGP site.

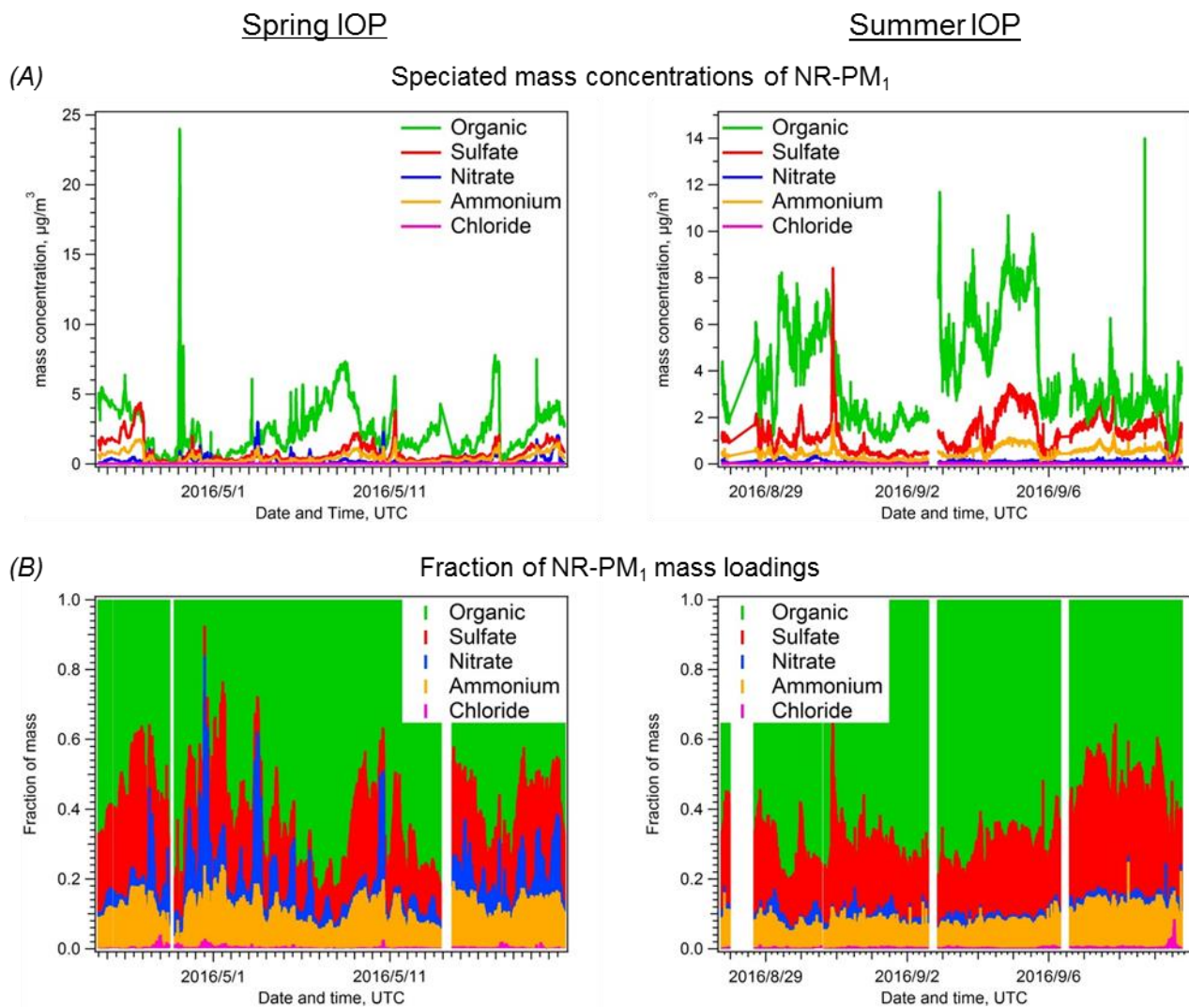


Figure 2. Time series of (A) absolute mass concentrations and (B) fractions of particle chemical composition,

770 measured by the AMS for the spring- and summer- IOPs during the HI-SCALE campaign.

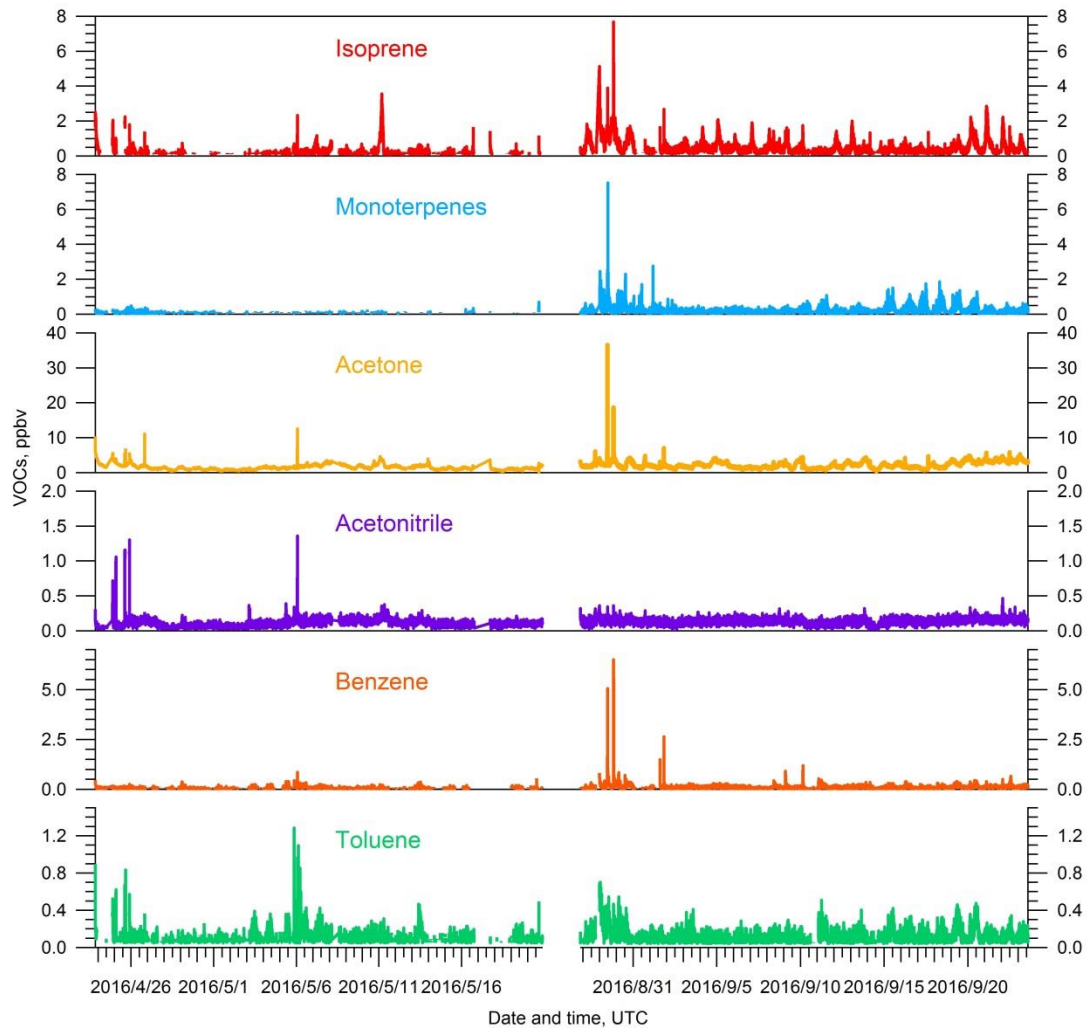


Figure 3. Time series of key VOCs, including isoprene, monoterpenes, acetone, acetonitrile, benzene and toluene, for both the spring- and summer- IOPs during the HI-SCALE campaign.

775

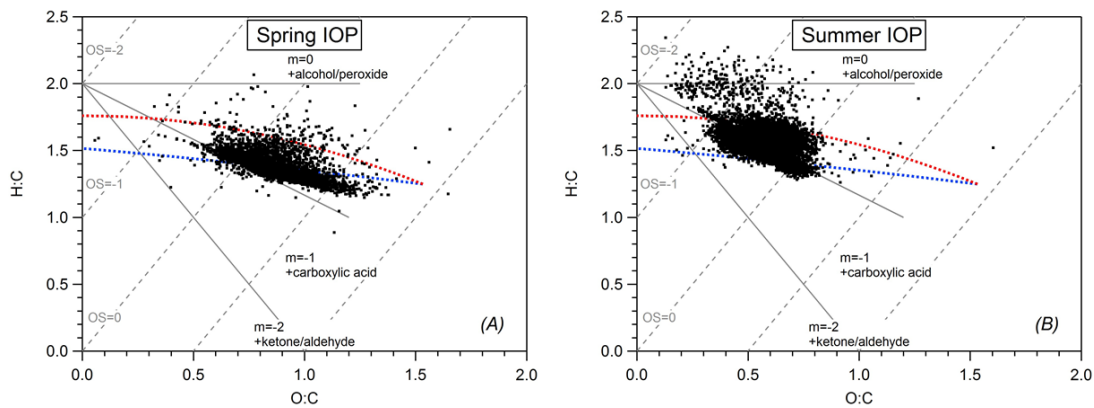
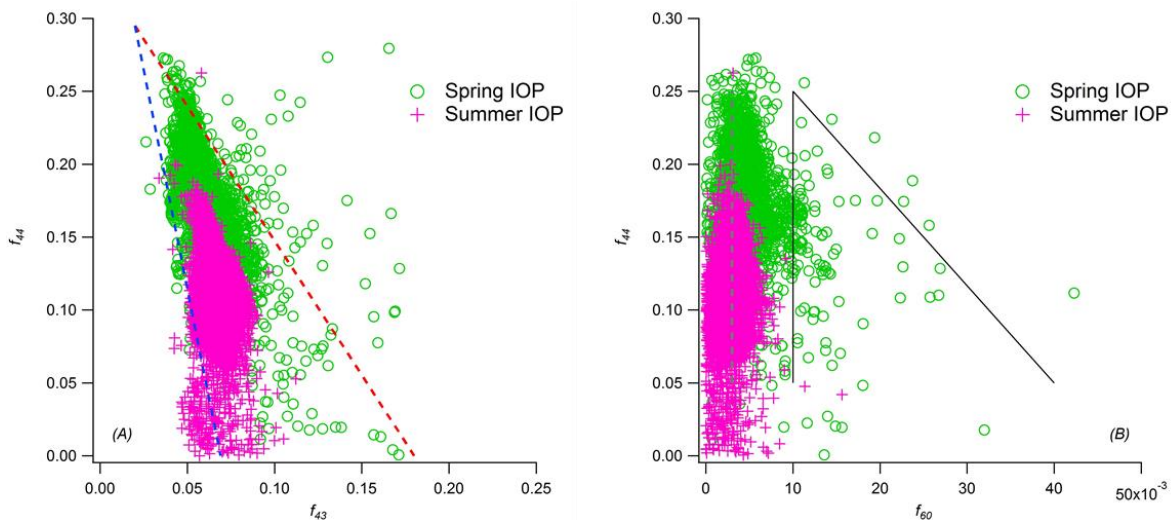


Figure 4. Van Krevelen diagrams of submicron OA observed at the SGP ground site during (A) the spring IOP and (B) the summer IOP. Linear regression analyses showed a slope of -0.42 for spring IOP and -0.54 for summer IOP.



780 **Figure 5.** f_{44} as a function of (A) f_{43} and (B) f_{60} for OA observed during spring- and summer- IOPs. f_{44} represents the ratio of signal at m/z 44 (mainly CO_2^+) to the total organic signal, f_{43} refers to ratio of total m/z 43 (mainly C_3H_7^+ and $\text{C}_2\text{H}_3\text{O}^+$) to the total organic signal, and f_{60} refers to the ratio of m/z 60 (mainly $\text{C}_2\text{H}_4\text{O}_2^+$) to the total organic signal.

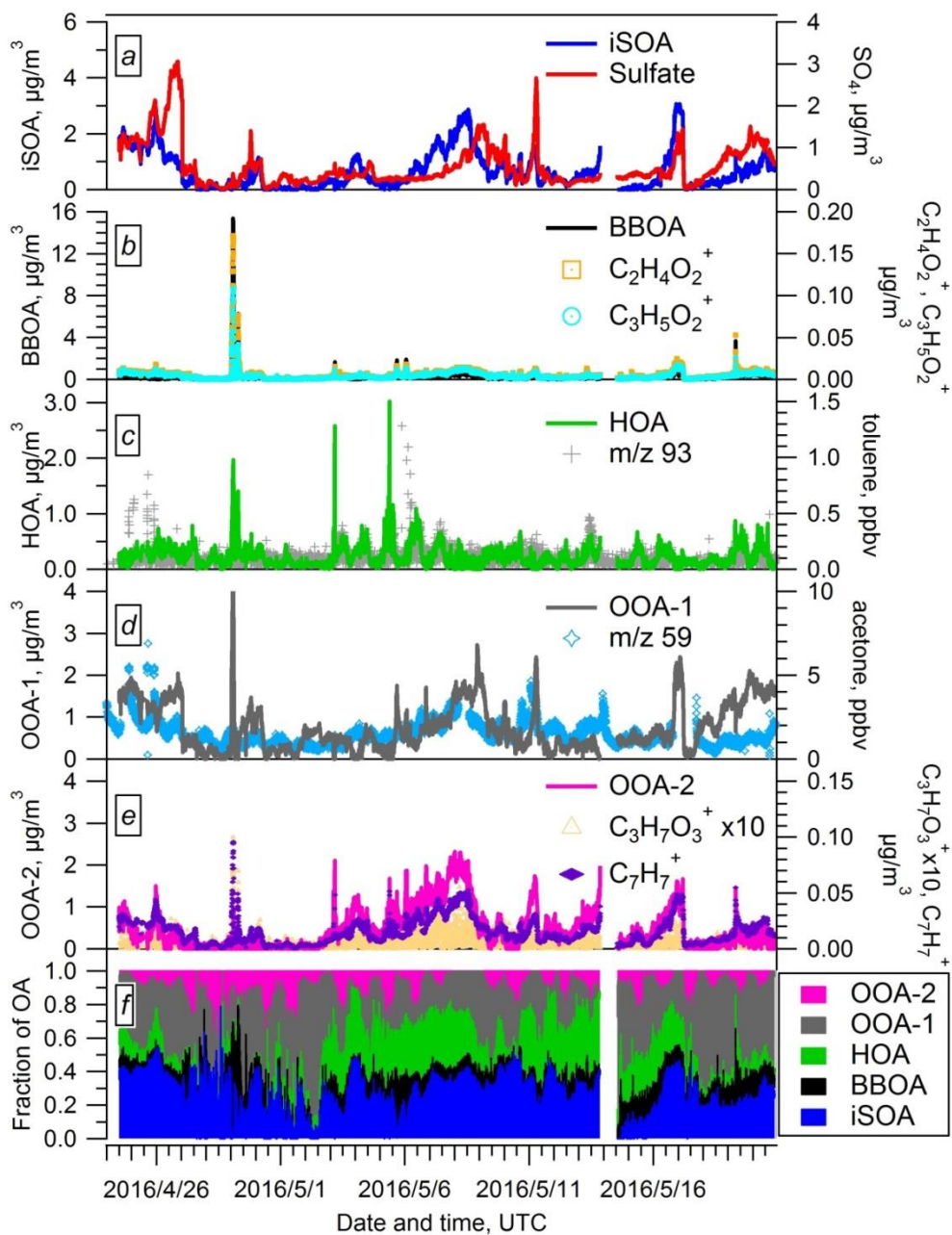


Figure 6. Time-series of PMF factors extracted from the AMS data for the spring IOP. Time-traces of additional species used to evaluate the identity of the PMF factors are also shown.

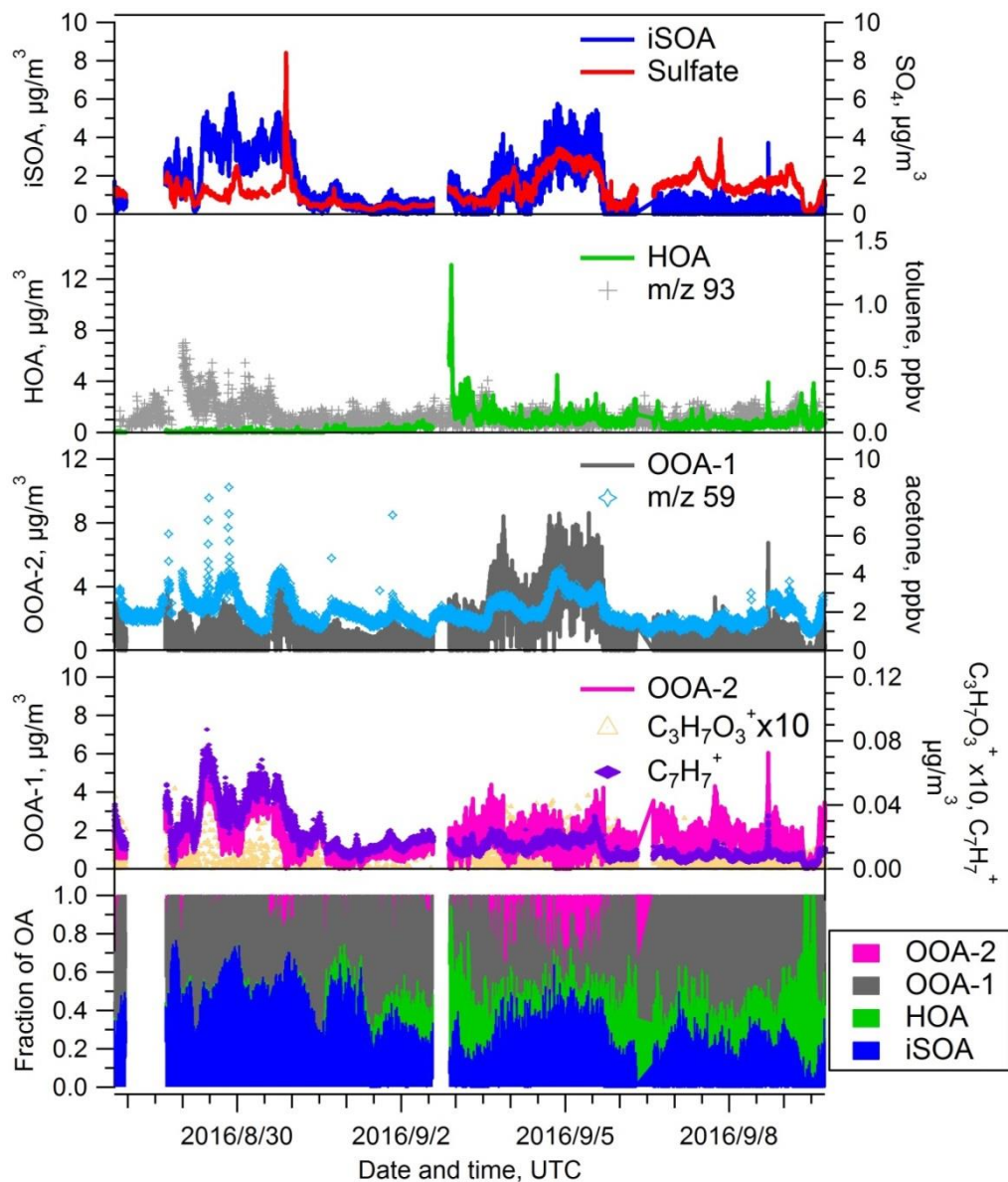


Figure 7. Time-series of PMF factors extracted from the AMS data for the summer IOP. Time-traces of additional species used to evaluate the identity of the PMF factors are also shown.

790

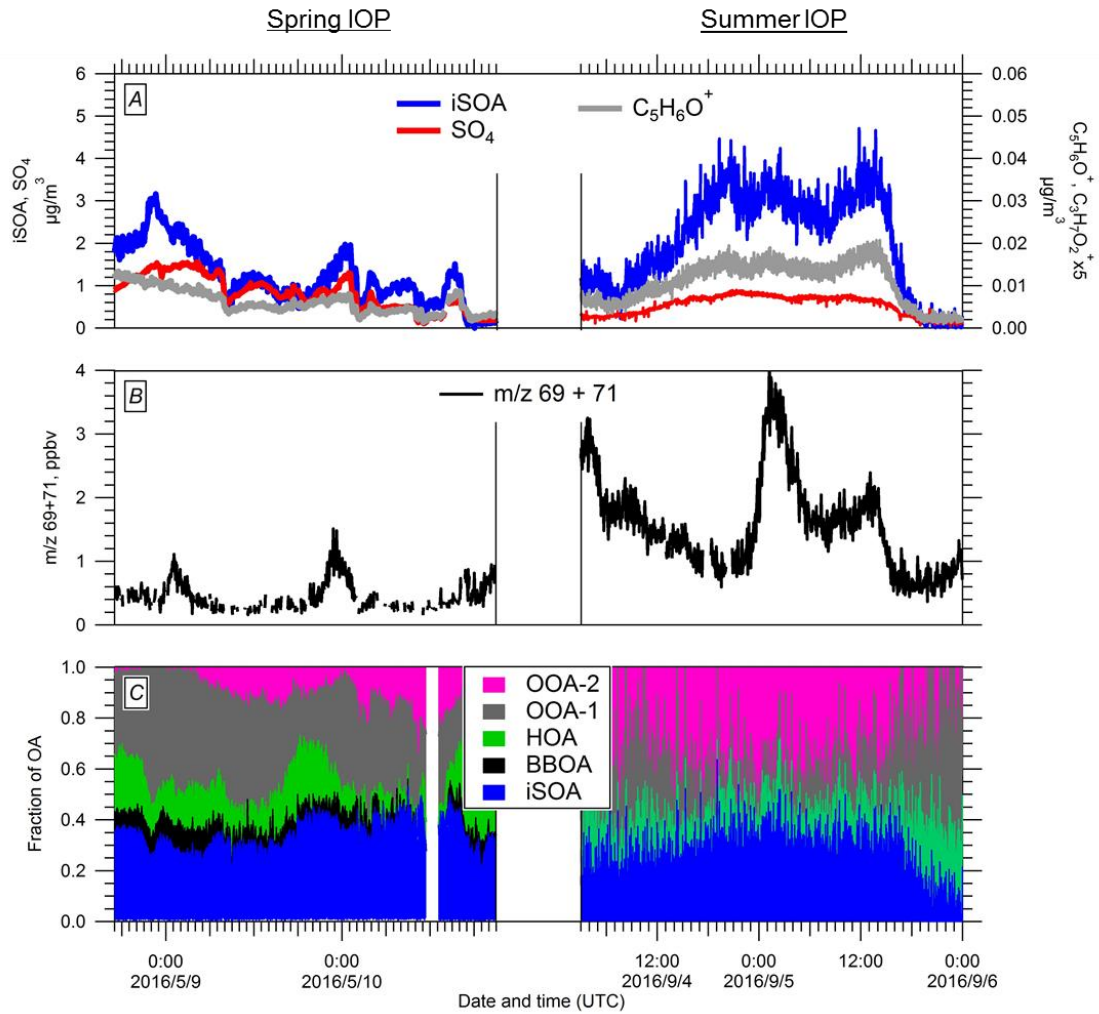


Figure 8. Temporal evolutions of (A) the iSOA PMF factor, SO₄ (left axis), C₅H₆O⁺ (right axis), (B) the sum of m/z 69 (isoprene) and 71 (first-generation oxidation products of isoprene), and (C) fractional contribution of PMF-resolved factors to the total OA during the two iSOA events in spring- and summer- IOPs, respectively.

795

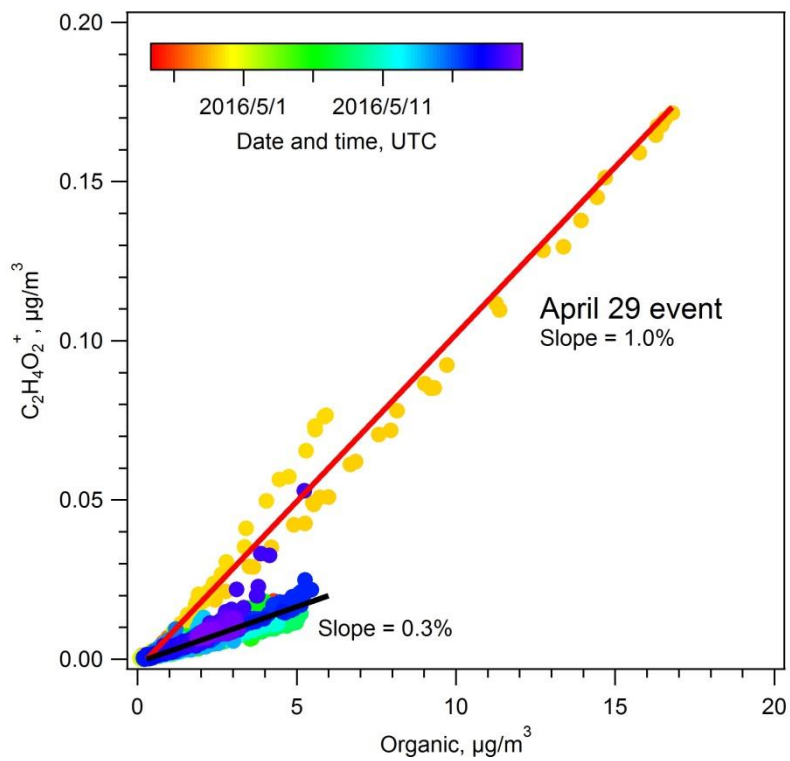


Figure 9. Scatter plot of the $C_2H_4O_2^+$ ion (a biomass burning marker) against total OA during the spring IOP. The April 29 period is clearly differentiated from much of the data with a slope of 1.0%. The slope for the remaining IOP data is 0.3%.

800