

Aerosol characteristics at the Southern Great Plains site during the HI-SCALE campaign

Jiumeng Liu^{1,3}, Liz Alexander², Jerome D. Fast¹, Rodica Lindenmaier¹, and John E. Shilling¹

¹ Atmospheric Sciences and Global Change Division, Pacific Northwest National Laboratory, Richland, WA 99352, USA.

² Environmental Molecular Sciences Laboratory, Pacific Northwest National Laboratory, Richland, WA 99352, USA.

³ School of Environment, Harbin Institute of Technology, Harbin, 150001, China.

Correspondence to: John E. Shilling (john.shilling@pnnl.gov)

5 **Abstract**

Large uncertainties exist in global climate model predictions of radiative forcing due to insufficient understanding and simplified numerical representation of cloud formation and cloud-aerosol interactions. The Holistic Interactions of Shallow Clouds, Aerosols and Land Ecosystems (HI-SCALE) campaign was conducted near the DOE's Atmospheric Radiation Measurement (ARM) Southern Great Plains (SGP) site in north-central Oklahoma to provide a better understanding of land-atmosphere interactions, aerosol and cloud properties, and the influence of aerosol and land-atmosphere interactions on cloud formation. The HI-SCALE campaign consisted of two Intensive Observational Periods (IOPs) (April-May, and August-September, 2016), during which coincident measurements were conducted both on the G-1 aircraft platform and at the SGP ground site. In this study we focus on the observations at the SGP ground site. An Aerodyne HR-ToF Aerosol Mass Spectrometer (AMS) and an Ionicon Proton-Transfer-Reaction Mass Spectrometer (PTR-MS) were deployed, characterizing chemistry of non-refractory aerosol and trace gases, respectively. Contributions from various aerosol sources, including biogenic and biomass burning emissions, were retrieved using factor analysis of the AMS data. In general, the organic aerosols at the SGP site was highly oxidized, with OOA identified as the dominant factor for both the spring and summer IOP though more aged in spring. Cases of IEPOX SOA and biomass burning events were further investigated to understand additional sources of organic aerosol. Unlike other regions largely impacted by IEPOX chemistry, the IEPOX SOA at SGP was more highly oxygenated, likely due to the relatively weak local emissions of isoprene. Biogenic emissions appear to largely control the formation of OA during HI-SCALE campaign. Potential HOM (highly-oxygenated molecule) chemistry likely contributes to the highly-oxygenated feature of aerosols at the SGP site, with impacts on new particle formation and global climate.

1. Introduction

Atmospheric aerosols have been the subject of intensive ongoing research due to their important impacts on the climate. They affect the climate not only through the direct scattering and absorption of solar radiation, but also by influencing the formation and properties of clouds, including radiative properties, precipitation efficiency, thickness, and lifetime (IPCC, 2013). Accurate and thorough descriptions of aerosol condensation and growth kinetics are crucial for the prediction of aerosol size distributions and therefore CCN number concentrations, which are crucial to understand for evaluating the impact of aerosols on climate (Zaveri et al., 2018; Scott et al., 2015; Riipinen et al., 2011). However, there are large uncertainties associated with cloud-aerosol interactions in global climate models (Fan et al., 2016), partly due to insufficient coincident data that couples cloud macrophysical and microphysical properties to aerosol properties. These studies demonstrate that co-located measurements of meteorology, radiation, aerosols, and clouds are needed to evaluate treatments of aerosol processes in climate models. In addition, surface processes involving land-atmosphere interactions have potential impacts on aerosol properties, which consequently influences cloud formation. To address these knowledge gaps, the Holistic Interactions of Shallow Clouds, Aerosols and Land Ecosystems (HI-SCALE) campaign was conducted near the DOE's Atmospheric Radiation Measurement (ARM) Southern Great Plains (SGP) site in north-central Oklahoma in 2016.

The Southern Great Plains (SGP) site is one of the world's largest and most extensive climate research facilities. While the SGP site is located in a rural environment with the nearest population centers approximately 40 km away (Figure S1), it is impacted by a mixture of anthropogenic, biogenic, and biomass burning sources of aerosols and their precursors. Indeed, a previous study has shown that aerosols arriving in the SGP site are of diverse origins (Parworth et al., 2015). The HI-SCALE campaign consisted of two 4-week Intensive Observational Periods (IOPs), one occurring from April 24 to May 21 (denoted as "spring" IOP) and one running from August 28 to September 24 (denoted as "summer" IOP) to take advantage of different stages and distribution of 'greenness' of cultivated crops, pasture, herbaceous, and forest vegetation types (Fast et al., 2019). One goal of the HI-SCALE campaign was to provide a detailed set of aircraft and surface measurements needed to obtain a more complete understanding and improved parameterizations of the lifecycle of aerosols and their impact on shallow clouds. To achieve these objectives, coincident measurements of meteorological, cloud, and aerosol properties collected routinely at ARM's SGP facility were augmented by additional instrumentation, in particular by gas and particle-phase mass spectrometers.

In this study we focus on Aerosol Mass Spectrometer particle-phase measurements collected at the SGP site, with measurements of volatile organic compounds (VOC) providing insights into the precursors and helping to identify the sources of air parcels. The characteristics of the aerosol properties are summarized and a comparison between the spring- and summer- IOPs is shown. Potential sources of aerosols and aerosol precursors are investigated using Positive Matrix Factorization (PMF) and back

trajectory analyses. In addition, several case studies are discussed in detail to examine the impacts of seasonal variations in biogenic and anthropogenic sources, long-range transport and meteorology on aerosol properties.

|

2. Experimental Methods

2.1. SGP site description

70 The central facility at the SGP site is located in north-central Oklahoma, at 36.60°N and 97.48°W, as shown in Figure S1. It was designed to measure cloud, radiation, and aerosol properties in a region that experiences a wide variety of meteorological conditions. As the first field measurement site established by the Atmospheric Radiation Measurement (ARM) user facility, the SGP site is known as a “hotspot” of land-atmosphere interactions that influences the lifecycle of shallow convection (e.g., Dirmeyer et al., 2006;Koster et al., 2004;Koster et al., 2006). The central facility is located in a rural environment, 75 immediately surrounded by cropland and pasture with a small portion of forest also in close proximity to the facility (Sisterson et al., 2016). Several urban areas are located within 200 kilometers of the site, including Wichita (~110 km to the north), Oklahoma City (~135 km to the south) and Tulsa (~150 km to the southeast). Several smaller towns such as Enid, Stillwater and Ponca City are located within 100 km of the site. In addition, a refinery is located approximately 45 km ENE of the site and a 1138 MW coal-fired 80 power plant is located 50 km to the ESE. Therefore, the air masses arriving at the SGP site are diverse, originating from anthropogenic, biogenic, and biomass burning sources. During the two IOPs of the HI-SCALE campaign, a suite of supplemental online instruments were deployed at the SGP central facility to characterize both the gas- and particle-phase composition. Most instruments were located in the guest user facility, which is a separate trailer 300 meters from the main building of the central facility (Sisterson et al, 85 2016). Due to the proximity of the guest instrument trailer to the permanent aerosol equipment located at the central facility, the instruments are expected to sample the same air mass.

2.2 Instrumentation

An Aerodyne High-Resolution Time-of-Flight Aerosol Mass Spectrometer (abbreviated as AMS hereafter) was deployed at the SGP site to provide the mass concentration and chemical composition of submicron, 90 non-refractory aerosols (Jayne et al., 2000;DeCarlo et al., 2006). The AMS was operated in the standard “V” mass spectrometer (MS) mode, with a 5-min data averaging interval. Filter blanks were performed every day by diverting AMS-sampled air through a HEPA filter, and these filter periods were used to account for gas-phase interferences with isobaric particulate signals. Based on the standard deviation of these blank measurements (3σ) as described in the literature (DeCarlo et al., 2006), the detection limits of 95 the AMS at the 5-min sampling interval were 0.07, 0.015, 0.006, 0.009, and 0.005 $\mu\text{g}/\text{m}^3$ for organics, sulfate, nitrate, ammonium, and chloride, respectively. The AMS was operated continuously during the entire spring IOP and first half of the summer IOP (August 28-September 9, 2016); the AMS suffered an ion optics failure during the second half of the summer IOP. During the campaign, the AMS was routinely calibrated using monodisperse NH_4NO_3 particles quantified with a TSI condensation particle counter (CPC), 100 whereas). Calibration with $(\text{NH}_4)_2\text{SO}_4$ particles were applied for AMS calibration was conducted before and after campaign. Data were analyzed in Igor Pro (v6.37) using the high-resolution analysis package (Squirrel

v1.57, PIKA v1.16) and techniques described in the literature (Canagaratna et al., 2015;Kroll et al., 2011;Aiken et al., 2008;Allan et al., 2004;Jimenez et al., 2003). The values of atomic oxygen-to-carbon (O:C) and hydrogen-to-carbon (H:C) ratios were calculated using the updated fragmentation tables in
105 Canagaratna et al. (2015). Positive matrix factorization (PMF) analysis was performed using the high-resolution data and the PMF Evaluation Tool (v3.05A; [Ulbrich et al., 2009](#)).

The AMS sampled air drawn from an inlet located 10-m above the ground. Sample air was drawn through a PM_{2.5} cyclone, passed through a Nafion dryer, brought into the guest facility with ½” stainless steel tubing, and shared by three aerosol sampling instruments including an HR-ToF-AMS, a Single Particle Laser
110 Ablation Time-of-Flight mass spectrometer (SPLAT II), and an SMPS. The SMPS system consisted of a TSI Model 3081 long column DMA with a recirculating sheath flow of 3 Lpm and a TSI Model 3775 CPC operated in the low flow mode (0.3 Lpm), and was set to measure the particle size distribution [from 14 from 14](#) nm to 710 nm (mobility diameter) at a sampling frequency of one scan every 4 minutes. Data from the SMPS were also used in evaluating the AMS collection efficiency.

115 An Ionicon quadrupole high-sensitivity Proton-Transfer-Reaction Mass Spectrometer (PTR-MS) was used to measure the mixing ratios of gas-phase VOCs (Lindinger and Jordan, 1998). Similar to the aerosol sampling instrument, the inlet of PTR-MS was also positioned ~~at~~ 10-m above the ground with an inlet filter at the end to remove particles, then connected to the instrument through Teflon tubing. The PTR-MS was run in the mass-scan mode, in which a mass spectrum from m/z 21 to m/z 250 was recorded with 1-s dwell
120 time on each unit m/z. The time resolution for each cycle is ~ 4-min. Drift tube pressure and temperature were set at 2.2 mbar and 60 °C with a 600 V potential across the drift tube. Signal intensity of selected species, including m/z 42, 45, 59, 69, 71, 79, 93, 107, 121 and 137, was then converted to ppbv using a multi-point calibration with air from a calibration cylinder (Apel Riemer Environmental Inc.) containing known concentrations of acetonitrile, acetaldehyde, acetone, isoprene, methacrolein, benzene, toluene, m-
125 xylene, trimethylbenzene (TMB), and alpha-pinene. It is assumed in our analysis that the signals at the aforementioned m/z values are entirely from the indicated species, which could be a source of uncertainty. The calibration was performed periodically before, during, and after the campaign. The PTR-MS background was assessed twice per day by diverting air through a stainless-steel tube filled with a Shimadzu platinum catalyst heated to 600 °C, which removes VOCs from the airstream without perturbing
130 RH. The catalyst efficiency was tested by comparing signal from air containing VOCs passed through the catalyst with signal from VOC-free air.

2.3. Back trajectory analyses

To investigate the potential sources and transport pathways of aerosols and aerosol precursors observed at the SGP site, back trajectories were performed by utilizing the National Oceanic and Atmospheric
135 Administration (NOAA) Air Resources Laboratory Hybrid Single Particle Lagrangian Integrated Trajectory (HYSPLIT; http://ready.arl.noaa.gov/HYSPLIT_traj.php) (Draxler and Rolph, 2012). 72-hour backward

trajectories initialized from the SGP site were computed every 3 hours at multiple altitudes. The back trajectory analyses help identify sources of aerosols for specific events during the campaign.

3. Results and Discussion

140 3.1 Analysis of HYSPLIT trajectories

Figure 1 shows the HYSPLIT back trajectory paths for both spring- and summer- IOPs. In the spring campaign, the back trajectories suggested that the air masses arriving at the SGP site mainly originated from the north during first half of the IOP, and gradually transitioned to originating from the south. At the end of the spring IOP there was a several-day period when the dominant winds became easterly, which would bring air masses from the biogenic-rich eastern region (Parworth et al., 2015). Approximately 45% of the time during the spring IOP, air arriving at the SGP facility originated from the northern plains. This set of trajectories passed primarily over grassland and cropland (Trishchenko et al., 2004) and would therefore be influenced primarily by weak biogenic emissions. Air masses from the south are also a major source impacting the SGP site, contributing 36% of the back trajectories. These trajectories passed by cities such as Houston and Oklahoma City, which are largely influenced by anthropogenic emissions. For the remaining ~20% of the trajectories, air masses traveled from the east and likely brought emissions from deciduous and mixed forests in northern Arkansas, Missouri and southern Illinois. It is possible that air masses originating from the southeastern U.S. can be transported to the SGP site, but the transport period would be longer than three days.

155 During the summer IOP, air masses arriving at SGP site originated from two main directions (Figure 1) according to HYSPLIT analysis. Southerly winds dominate during the summer, accounting for ~63% of the trajectories, which suggests a larger contribution of aerosols and their precursors transported from Oklahoma and eastern Texas with urban characteristics. Compared to spring IOP, a smaller fraction of the air masses originated from the north, only accounting for ~37% of the trajectories. The back trajectories during summer IOP indicate shorter transport distances than spring due to lower wind speeds.

3.2 Overview of the temporal variations of submicron aerosol composition and trace gases during spring- and summer- IOPs

The AMS results for non-refractory submicron aerosols (NR-PM₁) observed during both the spring- and summer- IOPs are summarized in Figure 2 and Table 1. Organic aerosol (OA) contributed the largest fraction to the total NR-PM₁ mass concentration during both the spring- and summer- IOPs, accounting for >60% on average. There are, however, periods where inorganics were greater than 50% of the total mass. Average OA loading was 2.5±1.8 μg/m³ in the spring and 3.8±2.1 μg/m³ in the summer. Similar to organics, sulfate was also more abundant in absolute mass in the summer than in the spring IOP (average concentration 0.79±0.73 μg/m³ in spring versus 1.29±0.80 μg/m³ in summer; details in Table 1), but the mass fraction is similar (20.1% during spring IOP versus 22.4% during summer IOP). In contrast, the level

of nitrate is much lower in the summer IOP ($0.085 \mu\text{g}/\text{m}^3$) than in the spring IOP ($0.244 \mu\text{g}/\text{m}^3$; details in Table 1). This may be due to its semi-volatile nature with warmer temperatures pushing the equilibrium back to the gas phase, decreasing nitrate concentrations. Due to incomplete datasets of gas-phase NH_3 , HNO_3 and SO_2 , we were unable to directly determine if there were seasonal variations in inorganic precursor trace gas emissions, however, AMS measurements of aerosol acidity may be used to infer these potential changes. During both IOPs, anions and cations show good correlation (Figure S2), but in summer ammonium is insufficient for full neutralization of the anions, suggesting the aerosols in summer were more acidic. ~~This was further confirmed by aerosol acidity estimated using ISORROPIA II, which showed that pH averaged 1.33 ± 0.54 during the summer IOP and 2.28 ± 0.78 during the spring IOP. Details of ISORROPIA calculation are described in the Supporting Information.~~ In most circumstances, ammonium nitrate will not partition into the condensed phase until particulate sulfate is fully neutralized (Guo et al., 2016, 2017). Thus the more acidic aerosol might be another explanation for the lower nitrate concentration in summer. In the spring IOP, ammonium is 13% higher than that required to fully balance AMS-measured anions. This may be due to the ~~presence of seasalt particles being transported to the SGP site in the spring; the AMS is not optimized for detection of seasalt and anionic species would be relatively more easily detected than Na and Ca in the particles; potential presence of amines in the particle phase, as amines may contribute to fragments nominally assigned to NH_4 (Docherty et al., 2011).~~ Alternatively, this difference may be due to slight measurement and calibration errors.

~~The concentrations~~ Observed concentrations of VOCs are a function of both their emissions and their removal. The emissions of biogenic VOCs are influenced by ambient temperature and sunlight, with higher temperatures and more abundant sunlight, among other factors, producing higher emissions (Guenther et al., 2012). The average daily temperature at SGP was 24.0 ± 4.4 °C during the summer IOP, which is significantly higher than during the spring IOP (15.9 ± 5.5 °C). Days are also longer in the summer than in the spring. Concentrations of isoprene (m/z 69), a well-known biogenic VOC precursor of SOA, are about 2 times higher during the summer IOP compared to the spring IOP (Figure 3). As discussed in the introduction, the design of two IOPs took into consideration the potential impacts of different stages and distribution of ‘greenness’ for cultivated crops, pasture, herbaceous, and forest vegetation types. Our isoprene observations suggest a complex relationship between emissions and vegetation. Isoprene concentrations scaled with temperature and sunlight, despite the fact that summer was significantly drier and that back trajectories suggest a smaller impact from biogenic-rich regions during summer IOP. Monoterpenes (m/z 137), another category of biogenic VOCs emitted into the atmosphere, also show a similar pattern with higher concentrations observed in summer IOP. Back trajectories suggest more prevalent transport from the south in summer, which suggests higher anthropogenic impact. However, several representative anthropogenic VOCs observed by PTR-MS, including benzene, toluene and TMB, did not show significant enhancements during the summer season (Table 2-), ~~partially because they may be more reactive due to higher OH concentrations in summer.~~ High concentrations of benzene and toluene were observed during the first several days of summer IOP, but they were also accompanied by high levels

of biogenic precursors (i.e., isoprene, monoterpenes) (Figure 3). During these time periods, back trajectories were from the southeast and the paths over the three-day period were generally short (Figure S3). Thus, the high concentrations were probably locally accumulated due to lower wind speeds. Acetonitrile, a key tracer for biomass burning, did not show significant changes during the two IOPs. Therefore, the higher OA concentrations observed in the summer IOP relative to the spring are likely related to more-intense biogenic emissions, rather than enhanced transport from urban areas or from biomass burning.

Recently, there has been intense research into the formation of highly-oxygenated organic compounds from biogenic precursors. This new group of highly-oxygenated molecule (HOMs) has been proposed to be the source of a major fraction of tropospheric submicron SOA (Bianchi et al., 2019; Ehn et al., 2017; Ehn et al., 2014). During the HI-SCALE campaign we observe indication that the bulk submicron OA contained a significant HOM fraction. Shown in Figure 4, the O:C ratios of submicron OA were mostly distributed in the range of 0.5-1.3 during the spring IOP, with an average of 0.84 ± 0.14 . The average of H:C ratios is 1.39 ± 0.09 , and the mean carbon oxidation state ($\text{OSc} = 2 \times \text{O/C} - \text{H/C}$) is 0.29289 ± 0.31 . The OA observed in summer IOP was significantly less oxygenated, with O:C, H:C and mean OSc values of 0.59 ± 0.09 , 1.52 ± 0.11 , and -0.34 ± 0.24 , respectively. There are several possible reasons for this relatively large difference in the O:C, H:C, and OSc values observed in the spring and summer season. The first possible explanation is that the aerosol in the spring is more aged due to a longer residence time in the atmosphere, potentially different oxidant concentrations, or a combination of both. ~~Since photochemical aging leads to an increase in f_{44} , O:C, and OSc, all of which were higher in the spring than in the summer (Alfarra et al., 2004; de Gouw et al., 2005; Aiken et al., 2008; Kleinman et al., 2008), the level of f_{44} can be considered as an indicator of atmospheric aging. Shown in the triangle plot (Figure 5A), the f_{44} values in spring are generally higher than those in summer IOP, suggesting more aged aerosols arriving at the site in spring.~~ A second possibility is that the VOCs contributing to SOA formation in summer are different than in spring. For example, we previously discuss that higher concentrations of isoprene and monoterpenes are observed in the summer, likely due to higher emissions, whereas concentrations of anthropogenics were more constant. Finally, it is possible that the more abundant biogenic VOCs in summer IOP were not transformed into a higher-oxygenated form in the aerosol phase, either due to differences in RO_2 radical chemistry, oxidants, or their residence time in the atmosphere (e.g., D'Ambro et al., 2017; Liu et al., 2016; Pye et al., 2019). Further identification of OA sources will be discussed in the next section via PMF analyses.

3.3 Contributions of factors to organic aerosols in the spring- and summer- IOPs

In order to better understand the sources of organic aerosol, we performed PMF analysis on the high resolution mass spectra data separately for each IOP. For the spring IOP, we chose a five factor solution (Figure S4). Shown in Figure S4, a first factor is characterized by an enhanced signal of $\text{C}_5\text{H}_6\text{O}^+$ (m/z 82), which is recognized as a tracer for IEPOX SOA (iSOA; Budisulistiorini et al., 2013). According to

245 previous studies, a fractional $C_5H_6O^+$ signal ($f_{C_5H_6O}$) of 1.7 ‰ is roughly the background level (Hu et al., 2015), while the resolved first factor has an $f_{C_5H_6O}$ value of 4.5‰. This factor correlates with SO_4 , with $r = 0.55$ (Figure 6). Based on the correlation of this factor with SO_4 , and comparison of the mass spectrum to literature, we assign this factor as IEPOX-derived SOA. During the spring IOP, IEPOX-derived SOA factor contributed **27.9±12.3%** of the total OA mass on average.

250 The second factor features a prominent marker at m/z 60 (primarily $C_2H_4O_2^+$) with a f_{60} value of 0.9%. Based on previous studies (e.g., Cubison et al., 2011) this f_{60} fraction is representative of air masses impacted by aged biomass burning. The trend of this factor (Figure 6B) tracks the time evolution of $C_2H_4O_2^+$ and $C_3H_5O_2^+$ well, with r values of 0.96 and 0.92, respectively. The signals of these two ions are thought to represent tracers for levoglucosan, which are also tracers for biomass burning organic aerosol (BBOA) (Cubison et al., 2011; Jolleys et al., 2015). In addition, the time series of the second factor tracks a biomass burning event on April 29 well, with average f_{60} value of 1.0% (details will be discussed in section 255 3.6). Thus, we identify this second factor as BBOA. **On April 29, CO also showed an enhancement (Figure S5), suggesting potential influence from biomass burning.** We also note that this BBOA factor has a relatively high f_{44} value of 0.16, which **further suggested suggests that** the BBOA observed at SGP was aged. The BBOA factor accounts for 10.0% of total OA mass during the spring IOP on average, but at 260 times can rise to over 50% (Figure 6F).

We identify the third factor as HOA by comparison of the mass spectrum with literature spectra including the prominent signal at m/z 55 and 57 (Figure S4). This factor exhibits similar trend in time with toluene, a typical VOC tracer for primary emissions. Interestingly, the evolution of HOA doesn't correlate strongly with CO, a well known anthropogenic tracer. Shown in Figure S5, CO appears to be associated with both 265 HOA and BBOA, which likely impacts the correlation between CO and a single PMF factor. Our retrieval of an HOA factor from the PMF analysis contrasts with the results of a previous ACSM-based study at SGP. Based on **1.5-yearyears** of observational data, Parworth et al. (2015) suggested no HOA factor is extractable due to the rural characteristics of the SGP site. In this study, we retrieved an HOA factor, with an average contribution of 9.6% of total OA mass (Figure 6F). It is possible that the higher S/N and time 270 resolution of the HR-ToF-AMS used in our study relative to the quadrupole ACSM used in the Parworth study allows us to extract the HOA factor.

The fourth and fifth factors are two OOA (oxygenated organic aerosol) factors that are typically representative of SOA. The average mass spectra of the two OOA factors (Figure S4) show that the f_{44} value is higher for **OOA-21** (0.25) than **OOA-12** (0.18), where the ion signal at m/z 44 commonly comes 275 from the thermal decomposition of carboxylic acids and other highly oxygenated compounds on the vaporizer. Therefore **OOA-21** is identified as more-oxidized OOA (MO-OOA) and **OOA-12** is identified as less-oxidized OOA (LO-OOA). However, we note that both factors have higher signal at m/z 44 than 43, indicating both are still significantly oxidized. The mass spectra of LO-OOA factor reveal a prominent signal at m/z 91, **the two dominant fragment ions at which includewith $C_7H_7^+$ and $C_3H_7O_3^{+}$ as the**

280 | **dominate ions contributing to m/z 91.** The $C_3H_7O_3^+$ ion was proposed to be a tracer of isoprene
photooxidation under low- NO_x and low-RH conditions (Surratt et al., 2006), and $C_7H_7^+$ has been inferred to
be a thermal decomposition product of dimers and oligomers in ISOPOOH-derived SOA (Riva et al., 2016).
Shown in Figure 6D, the time series of both fragment ions track the evolution of LO-OOA well, suggesting
the LO-OOA factor may indeed be associated with isoprene photooxidation chemistry. **In some cases, the**
285 | **$C_7H_7^+$ ion has been shown to be associated with anthropogenic emissions (Ng et al., 2011), but no**
correlation was found between m/z 91 and other anthropogenic tracers such as benzene and toluene during
our campaign. Thus, we believe the influence of anthropogenic emissions to m/z 91 is minimal and the
signal at m/z 91 is most likely attributed to isoprene photooxidation chemistry at this site. The MO-OOA
factor correlates most strongly with acetone, which is an oxidation product of several VOCs (Guenther et
290 | al., 2012). The sum of these two OOA factors contributed approximately 50% of the total OA mass,
indicating that the majority of the OA arriving at the site is relatively aged.

During the summer IOP, we chose a four-factor PMF solution, consisting of an IEPOX SOA factor, an
HOA factor and two OOA factors (Figure 7). A BBOA factor was not identified during the summer season,
which is consistent with the low concentrations of BBOA observed in summer at SGP in a previous study
295 | (Parworth et al., 2015). The major contribution to the total OA mass is from the two OOA factors, the sum
of which contributed >60% throughout the summer IOP. Similar to the spring IOP, **OOA-12** is associated
with enhanced signal at m/z 91 (Figure S6), and **OOA-21** correlates best with acetone (Figure 7). However
the f_{44} values for both OOA factors are similar (**0.4412 vs. 0.4211**). The OSc values are somewhat
different, **-0.099 vs -0.264 vs -0.099** for OOA-1 and OOA-2 respectively, though slightly smaller than the
300 | differences observed for the **OOA-1 (-0.34514)** and **OOA-2 (-0.4315)** factors during spring.
Considering the larger fraction of **OOA-21** than **OOA-12** in both spring (35.7% versus 13.7%) and summer
(34.9% versus 28.4%), the smaller OSc values of **OOA-21** factor in summer indicate that the OOA is in
general less oxidized during the summer IOP. The contribution from HOA factor is minimal during the first
several days of summer IOP (Figure 7) but begins to increase after August 31 with the maximum
305 | approaching 50% during some periods. The transition in the HOA fraction is probably related to the
transition of air mass origin from the northern region to the anthropogenic-rich regions to the south where
primary emissions are stronger. The average contribution of the HOA factor during the summer IOP is
13.0±1.3%, higher than the fraction in the spring IOP. The higher summer HOA contribution is consistent
with higher fraction of air masses originating from the urbanized southern regions based on HYSPLIT
310 | analyses.

The fourth factor, IEPOX SOA, contributed 25.3% of the total OA mass, similar to spring IOP.
Interestingly, the IEPOX SOA factor has similar f_{44} values in spring and summer (0.116 vs. 0.137), but
significantly different oxidation state (O:C ratios 1.349 vs. 0.653, OSc values 1.606 vs. -0.096). Possible
reasons for this difference will be discussed in **section 3.5, case studies on IEPOX SOA events.**

315 3.4 Comparison with previous studies at SGP

Previous analyses have provided insights into the characteristics of aerosols impacting the SGP site and also showed that air mass origin has a large influence on aerosol properties. Using simultaneous **trace gas**CO measurements and back trajectory analyses in May of 2003, Wang et al. (2006) observed aged aerosols from wildfires at the SGP surface site, consistent with our results indicating biomass burning contribution in the spring. Wang et al. (2006) also suggested high aerosol concentrations were strongly correlated with high SO₂ concentrations when the wind was from the east, south, and southeast, where several power plants are located. Although the SO₂ dataset was **incompleteunreliable** in this study, we did observe co-elevated OA and SO₄ concentrations in air masses from/traveling through the south region (details in section 3.5).

325 Based on 19-months of continuous measurements with a quadrupole Aerosol Chemical Speciation Monitor (ACSM), Parworth et al. (2015) provided a more comprehensive description on the chemical composition of submicron aerosols at the SGP site. Their seven-day back trajectory analyses showed that aerosol was transported to SGP during the spring from both the south and north, while southerly winds dominated during the summer. This seasonal variation is consistent with the higher fraction of southerly winds we observed during the summer IOP. The seasonal relative fractions of major AMS species, OA, SO₄, NO₃, and NH₄, are also similar between our study and theirs. However, Parworth et al. (2015) observed significantly lower absolute aerosol mass concentrations in the summer compared with the spring, which they attributed to temperature-dependent partitioning of semi-volatiles. In our study, only nitrate exhibited decreased concentrations from spring to summer, whereas both OA and SO₄ showed a ~50% increase.

335 Another difference between the studies relates to the “triangle plots” for OA. Shown in Figure 5, we observe a sorting of the data according to season, with most f_{44} values in the 0.10-0.30 range during spring and f_{44} values lower than 0.20 observed during the summer. However in the Parworth study the OA was mostly “aged”, across the entire observation period with most f_{44} values concentrated in the 0.15-0.30 range. In summary, the Parworth study suggested the organic aerosols at the SGP site were in a more oxygenated state throughout the year, whereas the OA observed in our study demonstrated more seasonal variation.

340

There are also significant differences in the factor analysis results between the two studies. In the Parworth study, only three factors were isolated, including a BBOA factor and two OOA factors while we isolate an additional IEPOX factor in both seasons and an HOA factor in the spring. In the Parworth study, the OOA factor with a smaller f_{44} value (OOA-2) was a larger fraction of the total mass in summer relative to spring, which is consistent with our observations that the summer OA appeared to be more fresh. It should be noted that the three factors retrieved in the Parworth study were based on data throughout the 19 months, and the contribution by BBOA was only evident in winter and spring seasons, which is again consistent with our results. One factor the Parworth study did not extract is the HOA factor, which they attributed to the rural setting of the SGP site. In our study, although the HOA **only** contributed ~10% of the total OA mass on average, the occasional spikes were accompanied with high concentrations of anthrogeponic

350

tracers and is likely associated with transition of air mass origins. With respect to the IEPOX SOA factor, the Parworth study did take spatial distribution of isoprene emissions into consideration and suggested biogenic emissions likely contribute to SOA mass at SGP primarily during the summer, but this contribution was not directly attributed to IEPOX chemistry. However, Parsworth were not able to isolate an IEPOX SOA factor in their analysis. In our analyses, although the retrieved IEPOX SOA had similar fractions in spring and summer, the absolute mass concentration was indeed higher in summer, which agrees with the more intense biogenic emissions and photochemistry associated with higher solar insolation and temperatures as suggested in Parworth et al. (2015).

3.5 Case study 1: IEPOX SOA events

An IEPOX SOA factor was resolved during the spring and summer IOPs and it was a substantial contribution to the total OA mass. Here we selected one period of high IEPOX SOA (iSOA) from each IOP to describe in detail. For the spring IOP, we chose the period from May 8 20:00 to May 10 18:00 (UTC) (noted as spring iSOA event), and the period from September 4 6:00 to September 5 21:00 (UTC) for the summer IOP (noted as summer iSOA event).

The $C_5H_6O^+$ ion has been recognized as a unique marker for IEPOX SOA (Robinson et al., 2011; Lin et al., 2012, 2013; Hu et al., 2015; Shilling et al., 2018). During both iSOA events, the time series of $C_5H_6O^+$ ion track that of IEPOX SOA and SO_4 (Figure 8A). Researchers have also identified additional ions that are representative of IEPOX SOA such as the ion of $C_3H_7O_2^+$ (Budisulistiorini et al., 2016), and we observe good correlation between $C_3H_7O_2^+$ (m/z 75) and $C_5H_6O^+$ (m/z 82) for both spring IOP and summer IOP.

We also investigated the relationship between iSOA and its gas-phase precursors (Figure 8B). We attribute the PTR-MS signal at m/z 71 as the sum of methyl vinyl ketone (MVK), methacrolein (MACR), and isoprene hydroxyhydroperoxide (ISOPOOH), all first-generation oxidation products of isoprene, and use the sum of m/z 69 (isoprene) and m/z 71 as an indicator of gas-phase iSOA precursors. During both events, generally speaking, the sum of isoprene and its first-generation oxidation products did not track the evolution of IEPOX SOA well, but at times an enhancement in IEPOX SOA followed after a peak in the sum of m/z 69 and 71. Given the good correlation between SO_4 and IEPOX SOA, we speculate that the variation of IEPOX SOA at the SGP site was mostly driven by variations in the concentration and the acidity of particles, as iSOA/IEPOX SOA precursors appear to be abundant during most of the campaign (Lin et al., 2012). Back trajectories provide some insights into the transport pathways associated with the iSOA events. In both the spring and summer iSOA events, air masses passed over urban areas before reaching the SGP site, though there was some variation in the detailed trajectories. As seen in Figure S7, back trajectories indicate air masses during the spring iSOA event were uniformly transported from Houston, the refineries, and the shipping channels in Texas and the Gulf of Mexico. During the summer IOP, air masses originate in Missouri and Arkansas and then pass near Oklahoma City and Dallas/Fort Worth region before arriving at SGP. The computed trajectories are entirely within the boundary layer, indicating that surface emissions should influence the air masses. In both cases, air masses pass through

regions where SO₂ emissions are abundant, likely resulting in formation of acidic aerosol, which drives production of IEPOX SOA.

390 While the back trajectories during the spring iSOA event were mostly from Texas and the Gulf of Mexico
to the south, summer back trajectories indicate air masses originate to the east. Parworth et al. (2015)
suggested higher isoprene emissions originate from regions east of the SGP, which is supported by our
observations of higher m/z 69+71 in the summer iSOA event compared to the spring event (Figure 8B).
Higher concentrations of isoprene and isoprene oxidation products in summer were accompanied by higher
abundance of the C₅H₆O⁺ ion, with the summer average $f_{C_5H_6O}$ =6.51‰, much higher than that in spring
395 ($f_{C_5H_6O}$ =3.44‰). To roughly estimate the relative age and oxidation level of the aerosol during iSOA
events, we present “triangle plot” similar to those described in Hu et al. (2015) in Figure S8. The iSOA
events group into distinct regions of these plots with the spring iSOA more similar to the OH-aged aerosols
observed in southeast US (Hu et al., 2015) and the summer iSOA more similar to fresher aerosol. Note that
the $f_{C_5H_6O}$ and f_{CO_2} values shown in Figure S8 are for the total OA, not just the IEPOX SOA factor. For
400 iSOA, the mean carbon oxidation state, OSc, was estimated to be -0.05 for summer event, and 0.75 for the
spring event, respectively. Considering the higher levels of isoprene and its first-generation oxidation
products observed during the summer iSOA events, the higher $f_{C_5H_6O}$ value might suggest that the IEPOX
pathway was favored over isoprene oxidation pathways producing higher generation, more oxidized
products, such as ISOP(OOH)₂ (D'Ambro et al., 2017; Liu et al., 2016). In contrast, lower biogenic VOC
405 concentrations in spring might result in a relatively higher ratio of oxidant-to-VOC, leading to the
formation of more highly oxygenated organic aerosols.

Compared to other sites where IEPOX SOA were extensively studied, the IEPOX chemistry at SGP site
appeared to be unique, especially for the iSOA event observed during spring IOP. Hu et al. (2015)
summarized the characteristics of IEPOX SOA factors retrieved from a set of ambient observations
410 covering urban, downwind urban, and pristine regions, and suggested a range of 12-40 ‰ of $f_{C_5H_6O}$ values
for ambient IEPOX SOA. In this study, the summer IEPOX SOA had an $f_{C_5H_6O}$ value of 12.1‰, at the
lower end of previous results, whereas the $f_{C_5H_6O}$ value of spring IEPOX SOA was only 4.55‰. During the
specific period of spring iSOA event, the $f_{C_5H_6O}$ values of 3.44‰ for bulk OA was also significantly lower
than the average value of 6.5‰ suggested for ambient OA strongly influenced by isoprene emission (Hu et
415 al., 2015). In addition, during the spring iSOA event, f_{CO_2} values of bulk OA were significantly higher than
previously-reported results of ambient OA strongly impacted by isoprene emission. Recent work has
suggested some major IEPOX SOA components, specifically methyltetrol sulfates, may undergo further
OH oxidation accompanied by the formation of HSO₄⁻ ion (Chen et al., 2020; Lam et al., 2019). Thus, one
possibility is that this mechanism produces more oxygenated IEPOX SOA in the spring, contributing to the
420 higher f_{CO_2} . Considering the relatively weak local emission of isoprene in spring at SGP, the higher f_{CO_2} but
lower $f_{C_5H_6O}$ values might suggest aging processes of the IEPOX SOA during long-range transport. Since
most IEPOX SOA studies were previously conducted in the summer season with intense isoprene

emissions, the distinct observations at SGP site, especially those during spring IOP, provided a unique point of view on SOA chemistry in rural environment with weak biogenic emissions.

425 3.6 Case study 2: Biomass burning event on April 29

In our PMF analysis, a BBOA factor was extracted during the spring IOP but not during the summer IOP, in broad agreement with a previous observation of more substantial contribution from fire events during spring (Parworth et al., 2015). In this study we selected a specific biomass burning event to examine the evolution of typical tracers, sources and characteristics.

430 On April 29, 2016, two spikes of organic aerosol concentration were observed, as shown in Figure 1. From 00:00-9:00 (UTC) on April 29, OA is by far the dominant component of the aerosol phase, with an average fraction of $79.13 \pm 6.70\%$. Particulate ammonium and nitrate also increased during these events likely due to increased emissions of their precursors, ~~such as~~ NH_3 and NO_x (Paulot et al., 2017; Souri et al., 2017). No increase in sulfate concentrations was observed.

435 This period was identified as a biomass burning event based on enhanced signal at m/z 60 in AMS spectra, primarily composed of the $\text{C}_2\text{H}_4\text{O}_2^+$ ion. $\text{C}_2\text{H}_4\text{O}_2^+$, a fragment of levoglucosan and other plant carbohydrate breakdown products (mannosan, galactosan), has long been recognized as a tracer for biomass burning. As seen in Figure 9, we observe a positive correlation between $\text{C}_2\text{H}_4\text{O}_2^+$ and OA during the spring campaign with a slope of 0.3%. During the BBOA event, this slope increased to 1.0%. According to previous studies,
440 an m/z 60 ($\text{C}_2\text{H}_4\text{O}_2^+$) fraction of 0.3% is an approximate background level, representing air masses without biomass burning influence. An elevated fraction of $\text{C}_2\text{H}_4\text{O}_2^+$ suggests a significant contribution from biomass burning to OA (Cubison et al., 2011). Indeed, the PMF-resolved BBOA fraction also showed an increase from the spring IOP average of 10% to as high as 77% on April 29.

Active fire data shows relatively intense fire hotspots north of the SGP site, with two concentrated areas in
445 Kansas and Canada. Back trajectory analysis suggests that these emissions need to travel at least 6 hours before arriving at the SGP site from fires in Kansas and 2-3 days if transported from Canada (Figure S9). According to previous studies, levoglucosan has an atmospheric lifetime of approximately 2 days (Hennigan et al., 2010), suggesting that a significant fraction of the levoglucosan may have decayed before reaching SGP, particularly for BBOA originating in Canada. The f_{60} value of 1.0% during the April 29 event, compared to literature studies that find higher f_{60} values during periods of BBOA influence, also implied the BBOA arriving at the SGP site was highly aged.
450 The van Krevelen analysis (Figure S10) shows that the bulk organic aerosols are highly oxygenated, with an average O:C ratio of 0.839 ± 0.120 , much higher than typical characteristics of primary BBOA (Canagaratna et al., 2015), again consistent with the relatively long-range transport that was needed to bring BBOA to the SGP site. Although the SGP site was
455 strongly influenced by biomass burning, the oxidation state of OA during the April 29 event did not show significant differences relative to other periods in spring IOP, with OSc value of 0.281 (April 29 event) versus 0.289 (spring IOP average).

460 Interestingly, the elevated levels of $C_2H_4O_2^+$ and BBOA were not accompanied by significantly elevated
levels of acetonitrile (m/z 42 measured by PTR-MS), which has been traditionally ~~been~~ used as a gas-phase
marker of biomass burning emissions. The average acetonitrile concentration for the spring IOP was 0.11
ppbv while during the biomass burning period it was 0.09 ppbv (Table 1). Even during the spikes in BBOA
465 concentrations, acetonitrile concentrations were observed to only increase moderately, up to 0.2 ppbv
(Figure S11). The specific reason we do not see a concomitant increase in acetonitrile with the clear BBOA
plume remains ambiguous. We have ruled out the possibility that dilution and processing of acetonitrile
reduced its concentration below the PTR-MS detection limit; BBOA concentrations remain high despite
470 dilution, acetonitrile has an atmospheric lifetime of 1.4 years, and the acetonitrile detection limit was 0.06
ppbv during the spring IOP. A second possibility is that the biomass burning ~~did not emit significant
amounts of acetonitrile, though we are unsure why this would be the case.~~ Acetonitrile emissions were
reported to be significantly different among various biomass burning sources, with lower nitrogen
475 containing biomass emitting less acetonitrile (Coggon et al., 2016). Thus it is possible that the fuel had
lower nitrogen content.

4. Conclusions and Discussions

Observations of gas-phase VOCs and particle-phase chemical composition were taken at the SGP site
during the HI-SCALE campaign in 2016, with two intensive operation periods covering the spring and
475 summer season. Aerosol and trace gases were characterized using the AMS and PTR-MS as well as a suite
of supplementary instruments. During both IOPs, organic aerosol is the most abundant particulate
component. The OA concentrations were significantly higher during summer IOP and PTR-MS
observations showed biogenic VOCs, including isoprene and monoterpene, were 2-3 times higher in the
summer relative to the spring. PMF analyses were used to investigate aerosol sources and revealed that
480 OOA was the dominant factor for both the spring and summer IOP. An IEPOX SOA factor was retrieved
for both IOPs and contributed, on average, the second-largest fraction of the OA. The retrieved IEPOX
SOA factor had lower levels of $f_{C_5H_6O}$ and higher f_{CO_2} in the spring relative to the summer, suggesting the
IEPOX SOA was more aged in the spring than in the summer. Biomass burning events were only observed
485 during the spring IOP, when they episodically contribute a significant fraction of the OA. The biomass
burning aerosol was also found to have a higher oxidation state by the time it arrived at the SGP site,
relative to other BBOA aerosol reported in the literature, likely due to aging occurring during the long-
range transport. An HOA factor was also observed, but was a small fraction of the total OA, suggesting a
limited contribution of fresh anthropogenic emissions during HI-SCALE. These observations suggest that
490 biogenic emissions play the dominant role in formation of organic aerosol at the SGP site during HI-
SCALE.

The SGP site is located in a rural setting, and biogenic emissions appear to largely control the
concentrations of OA during the HI-SCALE campaign. In recent years, a number of studies have focused

on HOMs produced from biogenic precursors, and these components are expected to play a key role in new particle formation (Ehn et al., 2014; Jokinen et al., 2015; Qi et al., 2018). The high oxidation state of the OA
495 observed at the SGP site during HI-SCALE suggests that these molecules could indeed be important SOA components at SGP. Nevertheless, due to lack of molecule-level information, we were not able to quantitatively evaluate the contribution of HOM chemistry to the oxidation state of OA at SGP site. Since HOMs likely contribute to new particle formation (NPF), they will also impact subsequent aerosol growth, CCN populations, and the influence of aerosols on global climate. Actually during HI-SCALE campaign,
500 NPF events were more frequently observed in spring than in summer (Fast et al., 2019), in agreement with the more-oxygenated feature of OA observed during the spring IOP in this study. Considering the potential climate impacts, the highly-oxygenated nature of aerosols at the SGP site is an interesting topic which should be investigated further. The mixture of anthropogenic, biogenic, and biomass burning sources of OA at the SGP site provides an opportunity to rigorously evaluate explicit and parameterized treatments of
505 a range of SOA pathway mechanisms.

Author contribution: J. Fast, L. Alexander and J. Shilling designed the experiments. J. Liu, L. Alexander and R. Lindenmaier carried out the measurements. J. Liu analysed the data and prepared the manuscript with contributions from all co-authors.

The authors declare that they have no conflict of interest.

510 **Acknowledgement**

The HI-SCALE field campaign was supported by the Atmospheric Radiation Measurement (ARM) Climate Research Facility and the Environmental Molecular Science Laboratory (EMSL), both of which are U.S. Department of Energy (DOE) Office of Science User Facilities sponsored by the Office of Biological and Environmental Research. Data analysis and research was supported by the U.S. Department of Energy
515 (DOE) Office of Science, Office of Biological and Environmental Research, Atmospheric Systems Research (ASR) program. Pacific Northwest National Laboratory is operated for DOE by Battelle Memorial Institute under contract DE-AC05-76RL01830.

References

- 520 Aiken, A. C., DeCarlo, P. F., Kroll, J. H., Worsnop, D. R., Huffman, J. A., Docherty, K. S., Ulbrich, I. M.,
Mohr, C., Kimmel, J. R., Sueper, D., Sun, Y., Zhang, Q., Trimborn, A., Northway, M., Ziemann,
P. J., Canagaratna, M. R., Onasch, T. B., Alfarra, M. R., Prevot, A. S. H., Dommen, J., Duplissy,
J., Metzger, A., Baltensperger, U., and Jimenez, J. L.: O/C and OM/OC Ratios of Primary,
Secondary, and Ambient Organic Aerosols with High-Resolution Time-of-Flight Aerosol Mass
Spectrometry, *Environ Sci Technol*, 42, 4478-4485, 10.1021/es703009q, 2008.
- 525 Alfarra, M. R., Coe, H., Allan, J. D., Bower, K. N., Boudries, H., Canagaratna, M. R., Jimenez, J. L., Jayne,
J. T., Garforth, A. A., Li, S.-M., and Worsnop, D. R.: Characterization of urban and rural organic
particulate in the Lower Fraser Valley using two Aerodyne Aerosol Mass Spectrometers, *Atmos
Environ*, 38, 5745-5758, <https://doi.org/10.1016/j.atmosenv.2004.01.054>, 2004.
- 530 Allan, J. D., Delia, A. E., Coe, H., Bower, K. N., Alfarra, M. R., Jimenez, J. L., Middlebrook, A. M.,
Drewnick, F., Onasch, T. B., Canagaratna, M. R., Jayne, J. T., and Worsnop, D. R.: A generalised
method for the extraction of chemically resolved mass spectra from Aerodyne aerosol mass
spectrometer data, *Journal of Aerosol Science*, 35, 909-922,
<https://doi.org/10.1016/j.jaerosci.2004.02.007>, 2004.
- 535 Bianchi, F., Kurtén, T., Riva, M., Mohr, C., Rissanen, M. P., Roldin, P., Berndt, T., Crouse, J. D.,
Wennberg, P. O., Mentel, T. F., Wildt, J., Junninen, H., Jokinen, T., Kulmala, M., Worsnop, D. R.,
Thornton, J. A., Donahue, N., Kjaergaard, H. G., and Ehn, M.: Highly Oxygenated Organic
Molecules (HOM) from Gas-Phase Autoxidation Involving Peroxy Radicals: A Key Contributor
to Atmospheric Aerosol, *Chemical Reviews*, 119, 3472-3509, 10.1021/acs.chemrev.8b00395,
2019.
- 540 Budisulistiorini, S. H., Canagaratna, M. R., Croteau, P. L., Marth, W. J., Baumann, K., Edgerton, E. S.,
Shaw, S. L., Knipping, E. M., Worsnop, D. R., Jayne, J. T., Gold, A., and Surratt, J. D.: Real-Time
Continuous Characterization of Secondary Organic Aerosol Derived from Isoprene Epoxydiols in
Downtown Atlanta, Georgia, Using the Aerodyne Aerosol Chemical Speciation Monitor, *Environ
Sci Technol*, 47, 5686-5694, 10.1021/es400023n, 2013.
- 545 Budisulistiorini, S. H., Baumann, K., Edgerton, E. S., Bairai, S. T., Mueller, S., Shaw, S. L., Knipping, E.
M., Gold, A., and Surratt, J. D.: Seasonal characterization of submicron aerosol chemical
composition and organic aerosol sources in the southeastern United States: Atlanta, Georgia, and
Look Rock, Tennessee, *Atmos. Chem. Phys.*, 16, 5171-5189, 10.5194/acp-16-5171-2016, 2016.
- 550 Canagaratna, M. R., Jimenez, J. L., Kroll, J. H., Chen, Q., Kessler, S. H., Massoli, P., Hildebrandt Ruiz, L.,
Fortner, E., Williams, L. R., Wilson, K. R., Surratt, J. D., Donahue, N. M., Jayne, J. T., and
Worsnop, D. R.: Elemental ratio measurements of organic compounds using aerosol mass
spectrometry: characterization, improved calibration, and implications, *Atmos. Chem. Phys.*, 15,
253-272, 10.5194/acp-15-253-2015, 2015.
- 555 Chen, Y., Zhang, Y., Lambe, A. T., Xu, R., Lei, Z., Olson, N. E., Zhang, Z., Szalkowski, T., Cui, T.,
Vizueté, W., Gold, A., Turpin, B. J., Ault, A. P., Chan, M. N., and Surratt, J. D.: Heterogeneous
Hydroxyl Radical Oxidation of Isoprene-Epoxydiol-Derived Methyltetrol Sulfates: Plausible
Formation Mechanisms of Previously Unexplained Organosulfates in Ambient Fine Aerosols,
Environmental Science & Technology Letters, 7, 460-468, 10.1021/acs.estlett.0c00276, 2020.
- 560 Coggon, M. M., Veres, P. R., Yuan, B., Koss, A., Warneke, C., Gilman, J. B., Lerner, B. M., Peischl, J.,
Aikin, K. C., Stockwell, C. E., Hatch, L. E., Ryerson, T. B., Roberts, J. M., Yokelson, R. J., and de
Gouw, J. A.: Emissions of nitrogen-containing organic compounds from the burning of
herbaceous and arboraceous biomass: Fuel composition dependence and the variability of
commonly used nitrile tracers, *Geophysical Research Letters*, 43, 9903-9912,
<https://doi.org/10.1002/2016GL070562>, 2016.
- 565 Cubison, M. J., Ortega, A. M., Hayes, P. L., Farmer, D. K., Day, D., Lechner, M. J., Brune, W. H., Apel,
E., Diskin, G. S., Fisher, J. A., Fuelberg, H. E., Hecobian, A., Knapp, D. J., Mikoviny, T., Riemer,
D., Sachse, G. W., Sessions, W., Weber, R. J., Weinheimer, A. J., Wisthaler, A., and Jimenez, J.

- L.: Effects of aging on organic aerosol from open biomass burning smoke in aircraft and laboratory studies, *Atmos. Chem. Phys.*, 11, 12049-12064, 10.5194/acp-11-12049-2011, 2011.
- 570 de Gouw, J. A., Middlebrook, A. M., Warneke, C., Goldan, P. D., Kuster, W. C., Roberts, J. M., Fehsenfeld, F. C., Worsnop, D. R., Canagaratna, M. R., Pszenny, A. A. P., Keene, W. C., Marchewka, M., Bertman, S. B., and Bates, T. S.: Budget of organic carbon in a polluted atmosphere: Results from the New England Air Quality Study in 2002, *J. Geophys. Res.*, 110, D16305, doi:10.1029/2004JD005623, 2005.
- 575 D'Ambro, E. L., Lee, B. H., Liu, J., Shilling, J. E., Gaston, C. J., Lopez-Hilfiker, F. D., Schobesberger, S., Zaveri, R. A., Mohr, C., Lutz, A., Zhang, Z., Gold, A., Surratt, J. D., Rivera-Rios, J. C., Keutsch, F. N., and Thornton, J. A.: Molecular composition and volatility of isoprene photochemical oxidation secondary organic aerosol under low- and high-NO_x conditions, *Atmos. Chem. Phys.*, 17, 159-174, 10.5194/acp-17-159-2017, 2017.
- 580 DeCarlo, P. F., Kimmel, J. R., Trimborn, A., Northway, M. J., Jayne, J. T., Aiken, A. C., Gonin, M., Fuhrer, K., Horvath, T., Docherty, K. S., Worsnop, D. R., and Jimenez, J. L.: Field-Deployable, High-Resolution, Time-of-Flight Aerosol Mass Spectrometer, *Analytical Chemistry*, 78, 8281-8289, 10.1021/ac061249n, 2006.
- Dirmeyer, P. A., Koster, R. D., and Guo, Z.: Do Global Models Properly Represent the Feedback between Land and Atmosphere?, *Journal of Hydrometeorology*, 7, 1177-1198, 10.1175/JHM532.1, 2006.
- 585 **Docherty, K. S., Aiken, A. C., Huffman, J. A., Ulbrich, I. M., DeCarlo, P. F., Sueper, D., Worsnop, D. R., Snyder, D. C., Peltier, R. E., Weber, R. J., Grover, B. D., Eatough, D. J., Williams, B. J., Goldstein, A. H., Ziemann, P. J., and Jimenez, J. L.: The 2005 Study of Organic Aerosols at Riverside (SOAR-1): instrumental intercomparisons and fine particle composition, *Atmos. Chem. Phys.*, 11, 12387-12420, <https://doi.org/10.5194/acp-11-12387-2011>, 2011.**
- 590 Draxler, R. R., and Rolph, G. D.: Evaluation of the Transfer Coefficient Matrix (TCM) approach to model the atmospheric radionuclide air concentrations from Fukushima, *Journal of Geophysical Research: Atmospheres*, 117, D05107, 10.1029/2011JD017205, 2012.
- 595 Ehn, M., Thornton, J. A., Kleist, E., Sipila, M., Junninen, H., Pullinen, I., Springer, M., Rubach, F., Tillmann, R., Lee, B., Lopez-Hilfiker, F., Andres, S., Acir, I.-H., Rissanen, M., Jokinen, T., Schobesberger, S., Kangasluoma, J., Kontkanen, J., Nieminen, T., Kurten, T., Nielsen, L. B., Jorgensen, S., Kjaergaard, H. G., Canagaratna, M., Maso, M. D., Berndt, T., Petaja, T., Wahner, A., Kerminen, V.-M., Kulmala, M., Worsnop, D. R., Wildt, J., and Mentel, T. F.: A large source of low-volatility secondary organic aerosol, *Nature*, 506, 476-479, 10.1038/nature13032, 2014.
- 600 Ehn, M., Berndt, T., Wildt, J., and Mentel, T.: Highly Oxygenated Molecules from Atmospheric Autoxidation of Hydrocarbons: A Prominent Challenge for Chemical Kinetics Studies, *International Journal of Chemical Kinetics*, 49, 821-831, 10.1002/kin.21130, 2017.
- Fan, J., Wang, Y., Rosenfeld, D., and Liu, X.: Review of Aerosol-Cloud Interactions: Mechanisms, Significance, and Challenges, *Journal of the Atmospheric Sciences*, 73, 4221-4252, 10.1175/JAS-D-16-0037.1, 2016.
- 605 Fast, J. D., Berg, L. K., Alexander, L., Bell, D., D'Ambro, E., Hubbe, J., Kuang, C., Liu, J., Long, C., Matthews, A., Mei, F., Newsom, R., Pekour, M., Pinterich, T., Schmid, B., Schobesberger, S., Shilling, J., Smith, J., Springston, S., Suski, K., Thornton, J. A., Tomlinson, J., Wang, J., Xiao, H., and Zelenyuk, A.: Overview of the HI-SCALE Field Campaign: A New Perspective on Shallow Convective Clouds, *Bulletin of the American Meteorological Society*, 100 (5), 821-840, 10.1175/bams-d-18-0030.1, 2019.
- 610 Guenther, A. B., Jiang, X., Heald, C. L., Sakulyanontvittaya, T., Duhl, T., Emmons, L. K., and Wang, X.: The Model of Emissions of Gases and Aerosols from Nature version 2.1 (MEGAN2.1): an extended and updated framework for modeling biogenic emissions, *Geosci. Model Dev.*, 5, 1471-1492, 10.5194/gmd-5-1471-2012, 2012.
- 615 **Guo, H., Sullivan, A. P., Campuzano-Jost, P., Schroder, J. C., Lopez-Hilfiker, F. D., Dibb, J. E., Jimenez, J. L., Thornton, J. A., Brown, S. S., Nenes, A., and Weber, R. J.: Fine particle pH and the partitioning of nitric acid during winter in the northeastern United States, *Journal of Geophysical Research: Atmospheres*, 121, 3355-3376, <https://doi.org/10.1002/2016JD025311>, 2016.**

- 620 | [Guo, H.](#), Liu, J., Froyd, K. D., Roberts, J. M., Veres, P. R., Hayes, P. L., Jimenez, J. L., Nenes, A., and Weber, R. J.: Fine particle pH and gas–particle phase partitioning of inorganic species in Pasadena, California, during the 2010 CalNex campaign, *Atmos. Chem. Phys.*, 17, 5703-5719, 10.5194/acp-17-5703-2017, 2017.
- 625 | Hennigan, C. J., Sullivan, A. P., Collett Jr, J. L., and Robinson, A. L.: Levoglucosan stability in biomass burning particles exposed to hydroxyl radicals, *Geophysical Research Letters*, 37, L09806, 10.1029/2010GL043088, 2010.
- 630 | Hu, W. W., Campuzano-Jost, P., Palm, B. B., Day, D. A., Ortega, A. M., Hayes, P. L., Krechmer, J. E., Chen, Q., Kuwata, M., Liu, Y. J., de Sá S. S., McKinney, K., Martin, S. T., Hu, M., Budisulistiorini, S. H., Riva, M., Surratt, J. D., St. Clair, J. M., Isaacman-Van Wertz, G., Yee, L. D., Goldstein, A. H., Carbone, S., Brito, J., Artaxo, P., de Gouw, J. A., Koss, A., Wisthaler, A., Mikoviny, T., Karl, T., Kaser, L., Jud, W., Hansel, A., Docherty, K. S., Alexander, M. L., Robinson, N. H., Coe, H., Allan, J. D., Canagaratna, M. R., Paulot, F., and Jimenez, J. L.: Characterization of a real-time tracer for isoprene epoxydiols-derived secondary organic aerosol (IEPOX-SOA) from aerosol mass spectrometer measurements, *Atmos. Chem. Phys.*, 15, 11807-11833, 10.5194/acp-15-11807-2015, 2015.
- 635 | IPCC: IPCC fifth assessment report, *Weather*, 68, 310-310, 2013.
- Jayne, J. T., Lear, D. C., Zhang, X., Davidovits, P., Smith, K. A., Kolb, C. E., and Worsnop, D. R.: Development of an Aerosol Mass Spectrometer for Size and Composition Analysis of Submicron Particles, *Aerosol Sci Tech*, 33, 49-70, 10.1080/027868200410840, 2000.
- 640 | Jimenez, J. L., Jayne, J. T., Shi, Q., Kolb, C. E., Worsnop, D. R., Yourshaw, I., Seinfeld, J. H., Flagan, R. C., Zhang, X., Smith, K. A., Morris, J. W., and Davidovits, P.: Ambient aerosol sampling using the Aerodyne Aerosol Mass Spectrometer, *Journal of Geophysical Research: Atmospheres*, 108(D7), 8425, 10.1029/2001JD001213, 2003.
- 645 | Jokinen, T., Berndt, T., Makkonen, R., Kerminen, V.-M., Junninen, H., Paasonen, P., Stratmann, F., Herrmann, H., Guenther, A. B., Worsnop, D. R., Kulmala, M., Ehn, M., and Sipil ä M.: Production of extremely low volatile organic compounds from biogenic emissions: Measured yields and atmospheric implications, *Proceedings of the National Academy of Sciences*, 112, 7123-7128, 10.1073/pnas.1423977112, 2015.
- 650 | Jolleys, M. D., Coe, H., McFiggans, G., Taylor, J. W., O'Shea, S. J., Le Breton, M., Bauguitte, S. J. B., Moller, S., Di Carlo, P., Aruffo, E., Palmer, P. I., Lee, J. D., Percival, C. J., and Gallagher, M. W.: Properties and evolution of biomass burning organic aerosol from Canadian boreal forest fires, *Atmos. Chem. Phys.*, 15, 3077-3095, 10.5194/acp-15-3077-2015, 2015.
- 655 | Kleinman, L. I., Springston, S. R., Daum, P. H., Lee, Y. N., Nunnermacker, L. J., Senum, G. I., Wang, J., Weinstein-Lloyd, J., Alexander, M. L., Hubbe, J., Ortega, J., Canagaratna, M. R., and Jayne, J.: The time evolution of aerosol composition over the Mexico City plateau, *Atmos. Chem. Phys.*, 8, 1559–1575, doi:10.5194/acp-8-1559-2008, 2008.
- 660 | Koster, R. D., Dirmeyer, P. A., Guo, Z., Bonan, G., Chan, E., Cox, P., Gordon, C. T., Kanae, S., Kowalczyk, E., Lawrence, D., Liu, P., Lu, C.-H., Malyshev, S., McAvaney, B., Mitchell, K., Mocko, D., Oki, T., Oleson, K., Pitman, A., Sud, Y. C., Taylor, C. M., Verseghy, D., Vasic, R., Xue, Y., and Yamada, T.: Regions of Strong Coupling Between Soil Moisture and Precipitation, *Science*, 305, 1138, 10.1126/science.1100217, 2004.
- 665 | Koster, R. D., Sud, Y. C., Guo, Z., Dirmeyer, P. A., Bonan, G., Oleson, K. W., Chan, E., Verseghy, D., Cox, P., Davies, H., Kowalczyk, E., Gordon, C. T., Kanae, S., Lawrence, D., Liu, P., Mocko, D., Lu, C.-H., Mitchell, K., Malyshev, S., McAvaney, B., Oki, T., Yamada, T., Pitman, A., Taylor, C. M., Vasic, R., and Xue, Y.: GLACE: The Global Land–Atmosphere Coupling Experiment. Part I: Overview, *Journal of Hydrometeorology*, 7, 590-610, 10.1175/JHM510.1, 2006.
- 670 | Kroll, J. H., Donahue, N. M., Jimenez, J. L., Kessler, S. H., Canagaratna, M. R., Wilson, K. R., Altieri, K. E., Mazzoleni, L. R., Wozniak, A. S., Bluhm, H., Mysak, E. R., Smith, J. D., Kolb, C. E., and Worsnop, D. R.: Carbon oxidation state as a metric for describing the chemistry of atmospheric organic aerosol, *Nature Chemistry*, 3, 133, 10.1038/nchem.948, 2011.

- Lam, H. K., Kwong, K. C., Poon, H. Y., Davies, J. F., Zhang, Z., Gold, A., Surratt, J. D., and Chan, M. N.: Heterogeneous OH oxidation of isoprene-epoxydiol-derived organosulfates: kinetics, chemistry and formation of inorganic sulfate, *Atmos. Chem. Phys.*, 19, 2433-2440, 10.5194/acp-19-2433-2019, 2019.
- 675 Lin, Y.-H., Zhang, Z., Docherty, K. S., Zhang, H., Budisulistiorini, S. H., Rubitschun, C. L., Shaw, S. L., Knipping, E. M., Edgerton, E. S., Kleindienst, T. E., Gold, A., and Surratt, J. D.: Isoprene Epoxydiols as Precursors to Secondary Organic Aerosol Formation: Acid-Catalyzed Reactive Uptake Studies with Authentic Compounds, *Environ Sci Technol*, 46, 250-258, 10.1021/es202554c, 2012.
- 680 Lin, Y. H., Zhang, H. F., Pye, H. O. T., Zhang, Z. F., Marth, W. J., Park, S., Arashiro, M., Cui, T. Q., Budisulistiorini, H., Sexton, K. G., Vizuete, W., Xie, Y., Luecken, D. J., Piletic, I. R., Edney, E. O., Bartolotti, L. J., Gold, A., and Surratt, J. D.: Epoxide as a precursor to secondary organic aerosol formation from isoprene photooxidation in the presence of nitrogen oxides, *P Natl Acad Sci USA*, 110, 6718-6723, DOI 10.1073/pnas.1221150110, 2013.
- 685 Lindinger, W., and Jordan, A.: Proton-transfer-reaction mass spectrometry (PTR-MS): on-line monitoring of volatile organic compounds at pptv levels, *Chem Soc Rev*, 27, 347-375, 10.1039/A827347Z, 1998.
- Liu, J., D'Ambro, E. L., Lee, B. H., Lopez-Hilfiker, F. D., Zaveri, R. A., Rivera-Rios, J. C., Keutsch, F. N., Iyer, S., Kurten, T., Zhang, Z., Gold, A., Surratt, J. D., Shilling, J. E., and Thornton, J. A.: Efficient Isoprene Secondary Organic Aerosol Formation from a Non-IEPOX Pathway, *Environ Sci Technol*, 50, 9872-9880, 10.1021/acs.est.6b01872, 2016.
- 690 Parworth, C., Fast, J., Mei, F., Shippert, T., Sivaraman, C., Tilp, A., Watson, T., and Zhang, Q.: Long-term measurements of submicrometer aerosol chemistry at the Southern Great Plains (SGP) using an Aerosol Chemical Speciation Monitor (ACSM), *Atmos Environ*, 106, 43-55, 10.1016/j.atmosenv.2015.01.060, 2015.
- 695 Paulot, F., Paynter, D., Ginoux, P., Naik, V., Whitburn, S., Van Damme, M., Clarisse, L., Coheur, P. F., and Horowitz, L. W.: Gas-aerosol partitioning of ammonia in biomass burning plumes: Implications for the interpretation of spaceborne observations of ammonia and the radiative forcing of ammonium nitrate, *Geophysical Research Letters*, 44, 8084-8093, 10.1002/2017GL074215, 2017.
- 700 Pye, H. O. T., D'Ambro, E. L., Lee, B. H., Schobesberger, S., Takeuchi, M., Zhao, Y., Lopez-Hilfiker, F., Liu, J., Shilling, J. E., Xing, J., Mathur, R., Middlebrook, A. M., Liao, J., Welti, A., Graus, M., Warneke, C., de Gouw, J. A., Holloway, J. S., Ryerson, T. B., Pollack, I. B., and Thornton, J. A.: Anthropogenic enhancements to production of highly oxygenated molecules from autoxidation, *Proceedings of the National Academy of Sciences*, 116, 6641-6646, 10.1073/pnas.1810774116, 2019.
- 705 Qi, X., Ding, A., Roldin, P., Xu, Z., Zhou, P., Sarnela, N., Nie, W., Huang, X., Rusanen, A., Ehn, M., Rissanen, M. P., Petäjä T., Kulmala, M., and Boy, M.: Modelling studies of HOMs and their contributions to new particle formation and growth: comparison of boreal forest in Finland and a polluted environment in China, *Atmos. Chem. Phys.*, 18, 11779-11791, 10.5194/acp-18-11779-2018, 2018.
- 710 Riipinen, I., Pierce, J. R., Yli-Juuti, T., Nieminen, T., Häkkinen, S., Ehn, M., Junninen, H., Lehtipalo, K., Petäjä T., Slowik, J., Chang, R., Shantz, N. C., Abbatt, J., Leaitch, W. R., Kerminen, V. M., Worsnop, D. R., Pandis, S. N., Donahue, N. M., and Kulmala, M.: Organic condensation: a vital link connecting aerosol formation to cloud condensation nuclei (CCN) concentrations, *Atmos. Chem. Phys.*, 11, 3865-3878, 10.5194/acp-11-3865-2011, 2011.
- 715 Riva, M., Budisulistiorini, S. H. H., Chen, Y., Zhang, Z., D'Ambro, E. L., Zhang, X., Gold, A., Turpin, B. J., Thornton, J. A., Canagaratna, M. R., and Surratt, J. D.: Chemical Characterization of Secondary Organic Aerosol from Oxidation of Isoprene Hydroxyhydroperoxides, *Environ Sci Technol*, 50(18), 9889-9899, 10.1021/acs.est.6b02511, 2016.
- 720 Robinson, N. H., Hamilton, J. F., Allan, J. D., Langford, B., Oram, D. E., Chen, Q., Docherty, K., Farmer, D. K., Jimenez, J. L., Ward, M. W., Hewitt, C. N., Barley, M. H., Jenkin, M. E., Rickard, A. R.,

- Martin, S. T., McFiggans, G., and Coe, H.: Evidence for a significant proportion of Secondary Organic Aerosol from isoprene above a maritime tropical forest, *Atmos. Chem. Phys.*, 11, 1039-1050, 10.5194/acp-11-1039-2011, 2011.
- 725 Schmid, B., Tomlinson, J. M., Hubbe, J. M., Comstock, J. M., Mei, F., Chand, D., Pekour, M. S., Kluzek, C. D., Andrews, E., Biraud, S. C., and McFarquhar, G. M.: The DOE ARM Aerial Facility, *Bulletin of the American Meteorological Society*, 95, 723-742, 10.1175/BAMS-D-13-00040.1, 2013.
- 730 Schulz, C., Schneider, J., Amorim Holanda, B., Appel, O., Costa, A., de Sá S. S., Dreiling, V., Fütterer, D., Jurkat-Witschas, T., Klimach, T., Knote, C., Krämer, M., Martin, S. T., Mertes, S., Pöhlker, M. L., Sauer, D., Voigt, C., Walser, A., Weinzierl, B., Ziereis, H., Zöger, M., Andreae, M. O., Artaxo, P., Machado, L. A. T., Pöschl, U., Wendisch, M., and Borrmann, S.: Aircraft-based observations of isoprene-epoxydiol-derived secondary organic aerosol (IEPOX-SOA) in the tropical upper
- 735 troposphere over the Amazon region, *Atmos. Chem. Phys.*, 18, 14979-15001, 10.5194/acp-18-14979-2018, 2018.
- Scott, C. E., Spracklen, D. V., Pierce, J. R., Riipinen, I., D'Andrea, S. D., Rap, A., Carslaw, K. S., Forster, P. M., Artaxo, P., Kulmala, M., Rizzo, L. V., Swietlicki, E., Mann, G. W., and Pringle, K. J.: Impact of gas-to-particle partitioning approaches on the simulated radiative effects of biogenic secondary organic aerosol, *Atmos. Chem. Phys.*, 15, 12989-13001, 10.5194/acp-15-12989-2015,
- 740 2015.
- Shilling, J. E., Pekour, M. S., Fortner, E. C., Artaxo, P., de Sá S., Hubbe, J. M., Longo, K. M., Machado, L. A. T., Martin, S. T., Springston, S. R., Tomlinson, J., and Wang, J.: Aircraft observations of the chemical composition and aging of aerosol in the Manaus urban plume during GoAmazon 2014/5, *Atmos. Chem. Phys.*, 18, 10773-10797, 10.5194/acp-18-10773-2018, 2018.
- 745 Sisterson, D. L., Pepller, R. A., Cress, T. S., Lamb, P. J., and Turner, D. D.: The ARM Southern Great Plains (SGP) Site, *Meteorological Monographs*, 57, 6.1-6.14, 10.1175/AMSMONOGRAPHS-D-16-0004.1, 2016.
- Souri, A. H., Choi, Y., Jeon, W., Kochanski, A. K., Diao, L., Mandel, J., Bhave, P. V., and Pan, S.: Quantifying the Impact of Biomass Burning Emissions on Major Inorganic Aerosols and Their Precursors in the U.S, *Journal of Geophysical Research: Atmospheres*, 122, 12,020-012,041, 10.1002/2017JD026788, 2017.
- 750 Surratt, J. D., Murphy, S. M., Kroll, J. H., Ng, N. L., Hildebrandt, L., Sorooshian, A., Szmigielski, R., Vermeylen, R., Maenhaut, W., Claeys, M., Flagan, R. C., and Seinfeld, J. H.: Chemical Composition of Secondary Organic Aerosol Formed from the Photooxidation of Isoprene, *The Journal of Physical Chemistry A*, 110, 9665-9690, 10.1021/jp061734m, 2006.
- 755 Trishchenko, A., Y. Luo, R. Latifovic, and Z. Li (2004), Land cover type distribution over the ARM SGP area for atmospheric radiation and environmental research, *Proceedings of the 14th ARM Science Team Meeting*, Albuquerque, New Mexico, 2004.
- 760 Ulbrich, I. M., Canagaratna, M. R., Zhang, Q., Worsnop, D. R., and Jimenez, J. L.: Interpretation of organic components from Positive Matrix Factorization of aerosol mass spectrometric data, *Atmos. Chem. Phys.*, 9, 2891-2918, 10.5194/acp-9-2891-2009, 2009.
- Wang, J., Collins, D., Covert, D., Elleman, R., Ferrare, R. A., Gasparini, R., Jonsson, H., Ogren, J., Sheridan, P., and Tsay, S.-C.: Temporal variation of aerosol properties at a rural continental site and study of aerosol evolution through growth law analysis, *Journal of Geophysical Research: Atmospheres*, 111, D18203, 10.1029/2005JD006704, 2006.
- 765 Zaveri, R. A., Shilling, J. E., Zelenyuk, A., Liu, J., Bell, D. M., D'Ambro, E. L., Gaston, C. J., Thornton, J. A., Laskin, A., Lin, P., Wilson, J., Easter, R. C., Wang, J., Bertram, A. K., Martin, S. T., Seinfeld, J. H., and Worsnop, D. R.: Growth Kinetics and Size Distribution Dynamics of Viscous Secondary Organic Aerosol, *Environ Sci Technol*, 52, 1191-1199, 10.1021/acs.est.7b04623, 2018.
- 770

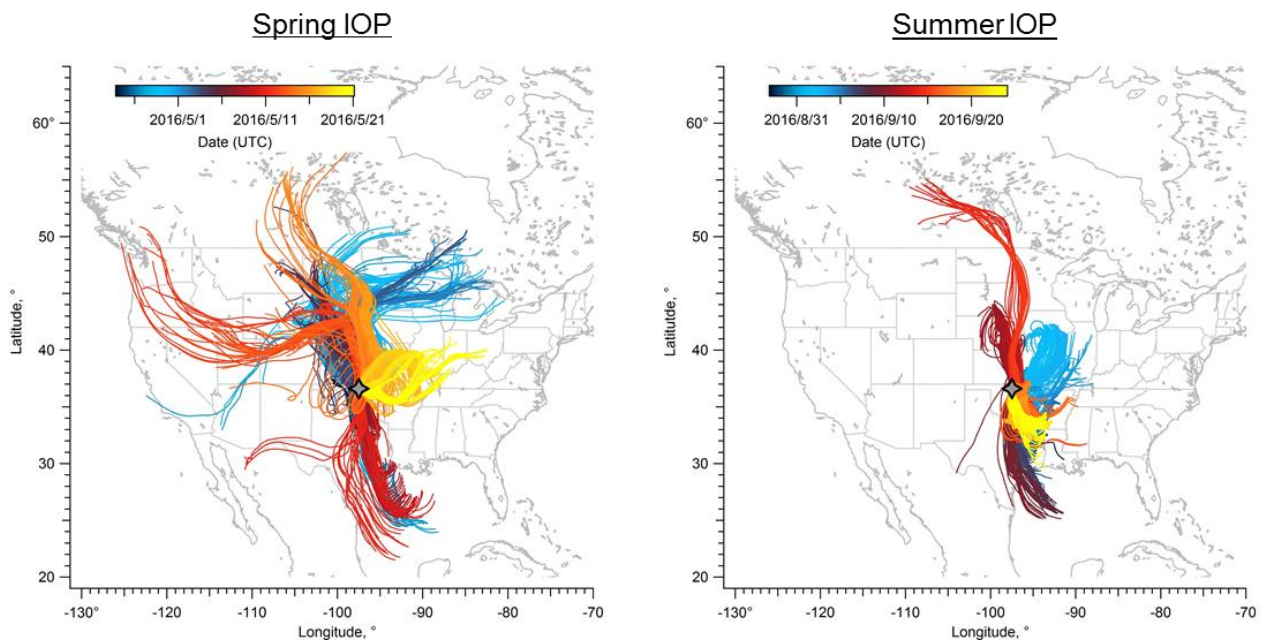
Table 1. Statistics of aerosol chemical composition measured by the AMS at the SGP site during the two Hi-Scale IOPs. Measurement units are $\mu\text{g}/\text{m}^3$ for all species.

	Spring IOP				Summer IOP			
	mean	median	25 th percentile	75 th percentile	mean	median	25 th percentile	75 th percentile
Organic	2.466	1.923	1.192	3.483	3.821	3.098	2.177	5.314
Sulfate	0.790	0.504	0.337	1.073	1.290	1.162	0.635	1.690
Nitrate	0.244	0.122	0.062	0.291	0.085	0.071	0.047	0.105
Ammonium	0.444	0.312	0.193	0.605	0.469	0.450	0.255	0.609
Chloride	0.011	0.008	0.006	0.012	0.012	0.010	0.005	0.016

775

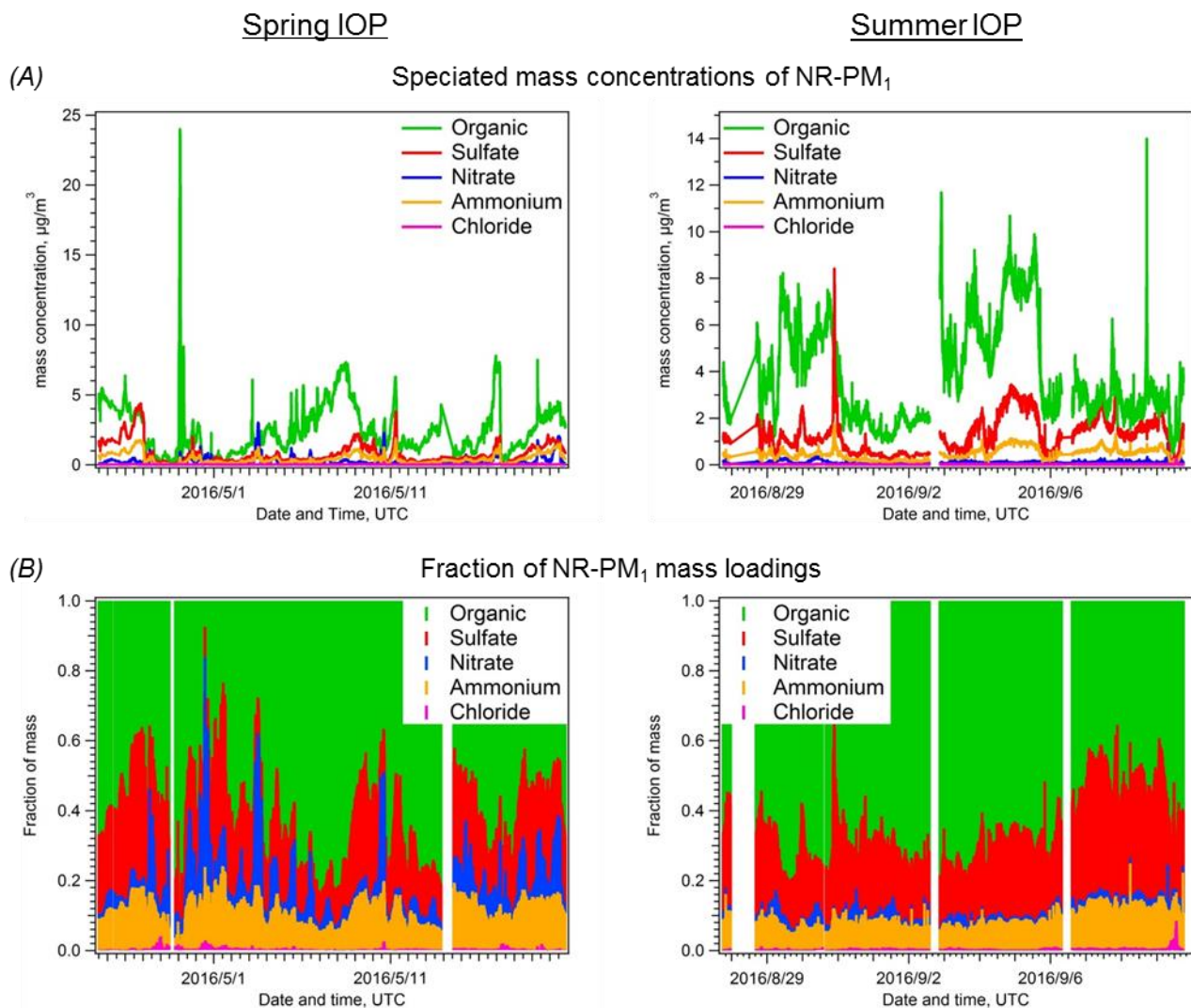
Table 2. A summary of gas-phase VOCs observed at the SGP site by PTR-MS during the two Hi-Scale IOPs. Measurement units are ppbv for all VOC species.

	Spring IOP				Summer IOP			
	mean	median	25 th percentile	75 th percentile	mean	median	25 th percentile	75 th percentile
Isoprene	0.267	0.188	0.131	0.283	0.513	0.384	0.249	0.622
Monoterpenes	0.098	0.078	0.062	0.117	0.255	0.186	0.106	0.313
Acetone	1.464	1.299	1.000	1.808	2.207	1.978	1.500	2.846
Acetonitrile	0.112	0.103	0.075	0.137	0.137	0.135	0.109	0.162
Benzene	0.082	0.066	0.046	0.101	0.128	0.105	0.068	0.152
Toluene	0.115	0.096	0.069	0.138	0.132	0.112	0.077	0.162
TriMethyl- Benzene	0.120	0.106	0.088	0.136	0.089	0.079	0.061	0.109



780

Figure 1. HYSPLIT back trajectories for spring and summer HI-SCALE IOPs. Each line shows a three-day back trajectory computed every three hours, with the SGP site (grey four-point star, ground level) as the end point of each trajectory. The lines are color-coded by date of arrival at the SGP site.



785 **Figure 2.** Time series of (A) absolute mass concentrations and (B) fractions of particle chemical composition, measured by the AMS for the spring- and summer- IOPs during the HI-SCALE campaign.

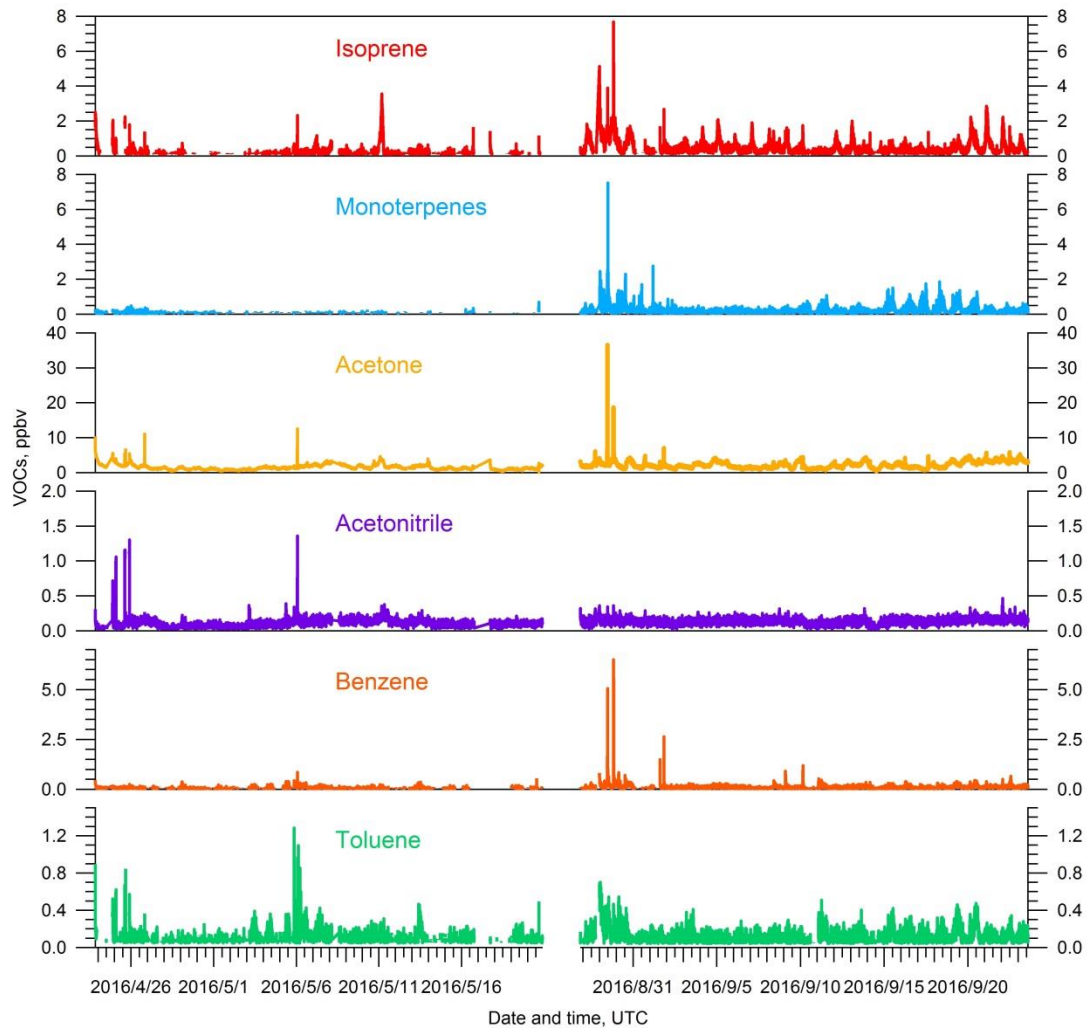


Figure 3. Time series of key VOCs, including isoprene, monoterpenes, acetone, acetonitrile, benzene and toluene, for both the spring- and summer- IOPs during the HI-SCALE campaign.

790

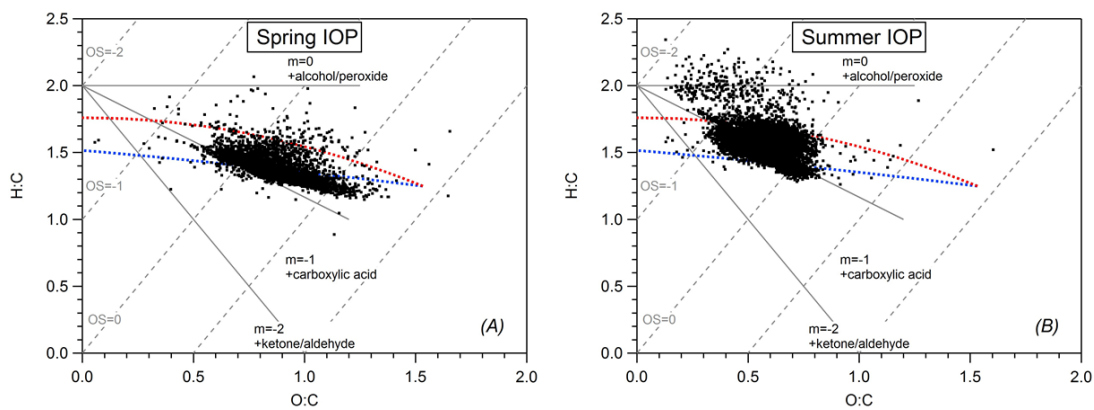


Figure 4. Van Krevelen diagrams of submicron OA observed at the SGP ground site during (A) the spring IOP and (B) the summer IOP. Linear regression analyses showed a slope of -0.42 for spring IOP and -0.54 for summer IOP.

795

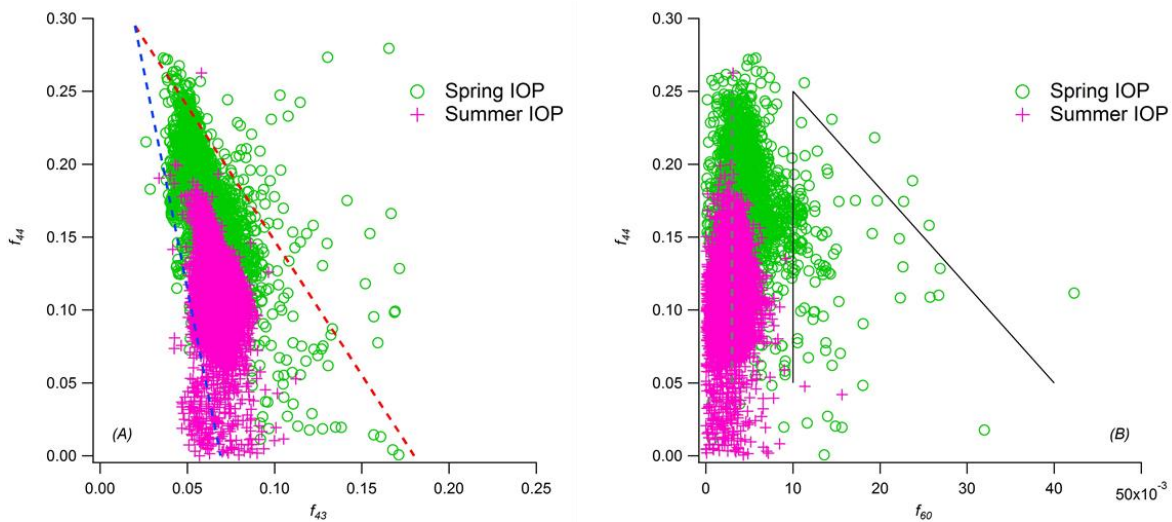


Figure 5. f_{44} as a function of (A) f_{43} and (B) f_{60} for OA observed during spring- and summer- IOPs. f_{44} represents the ratio of signal at m/z 44 (mainly CO_2^+) to the total organic signal, f_{43} refers to ratio of total m/z 43 (mainly C_3H_7^+ and $\text{C}_2\text{H}_3\text{O}^+$) to the total organic signal, and f_{60} refers to the ratio of m/z 60 (mainly $\text{C}_2\text{H}_4\text{O}_2^+$) to the total organic signal.

800

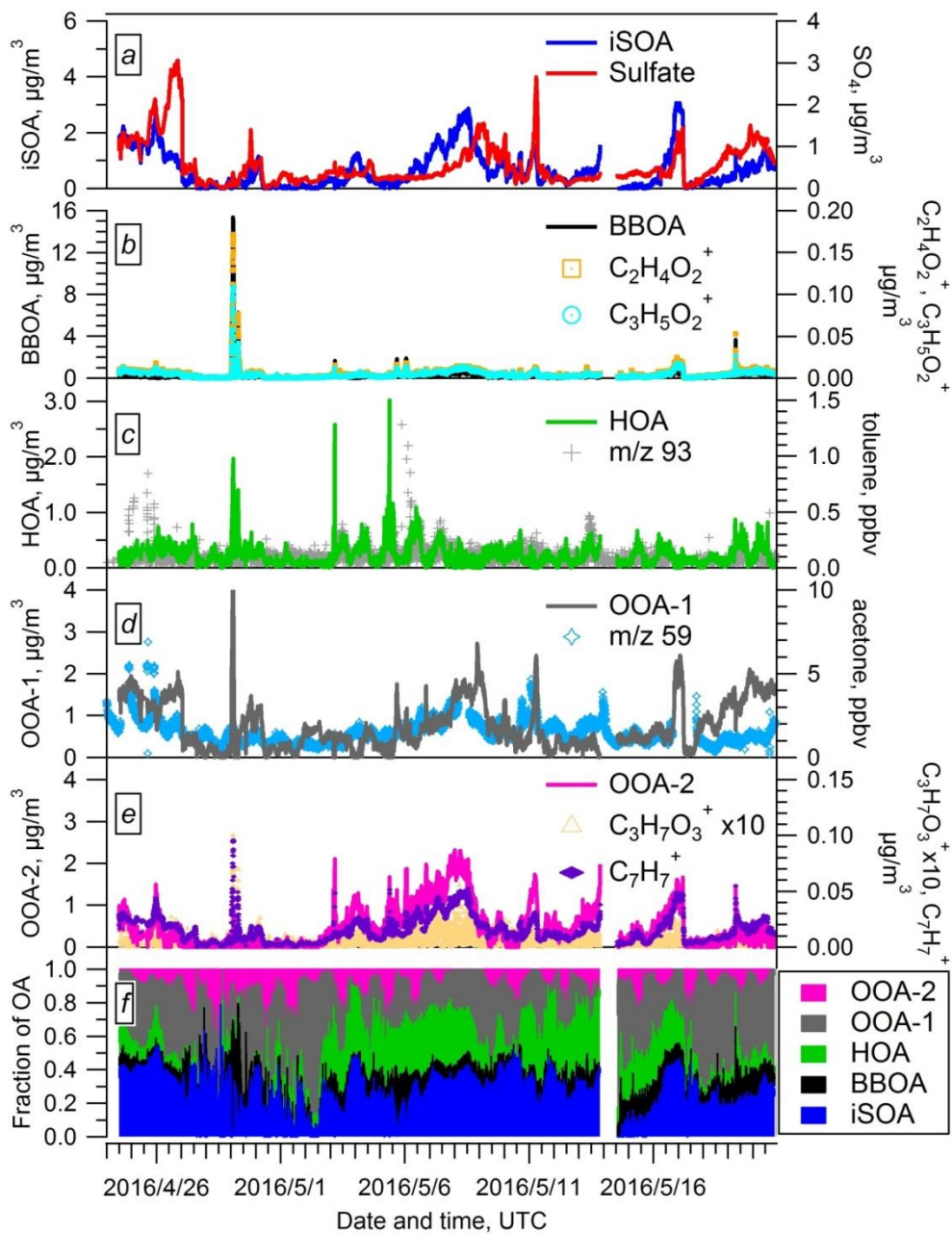


Figure 6. Time-series of PMF factors extracted from the AMS data for the spring IOP. Time-traces of additional species used to evaluate the identity of the PMF factors are also shown.

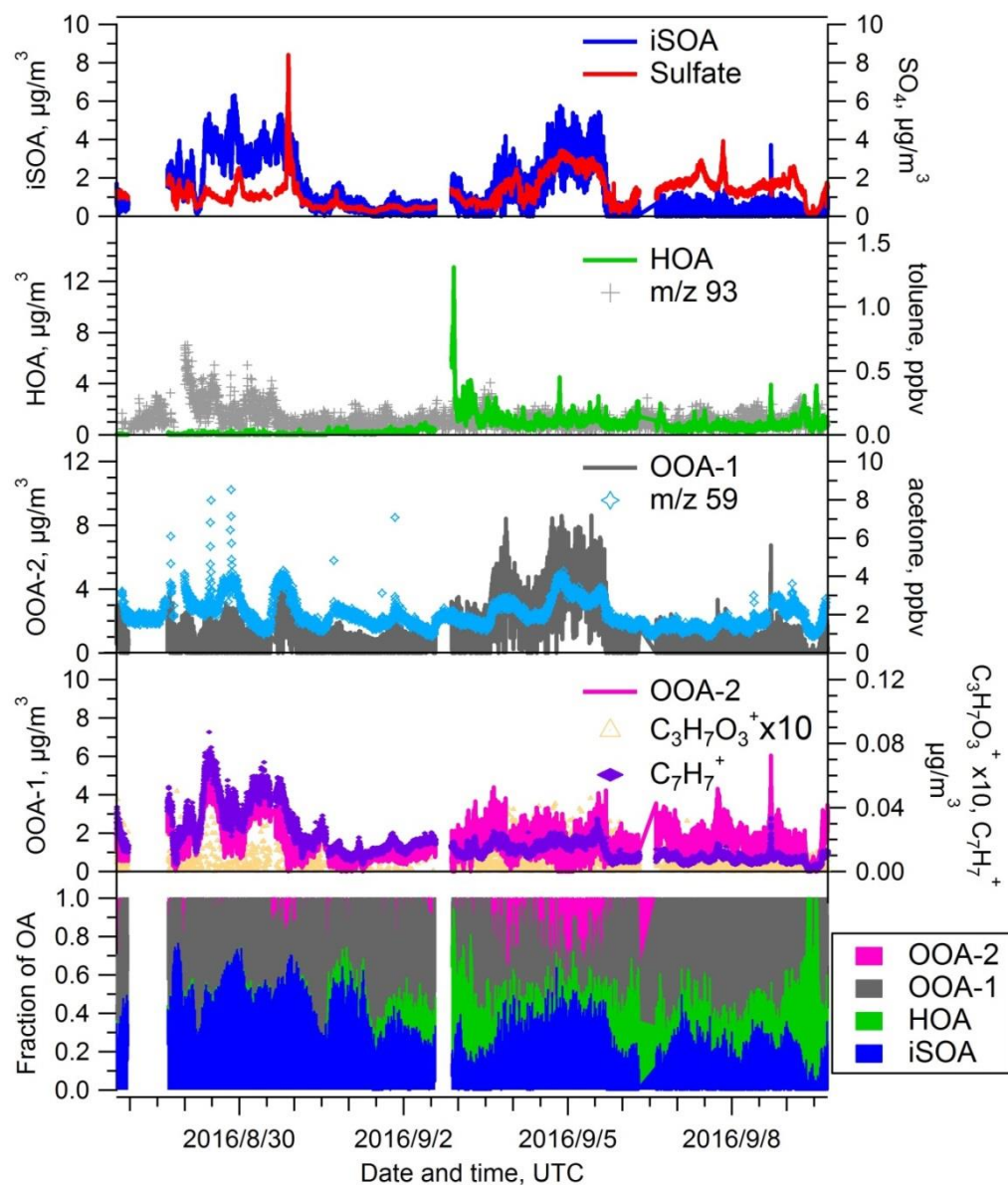
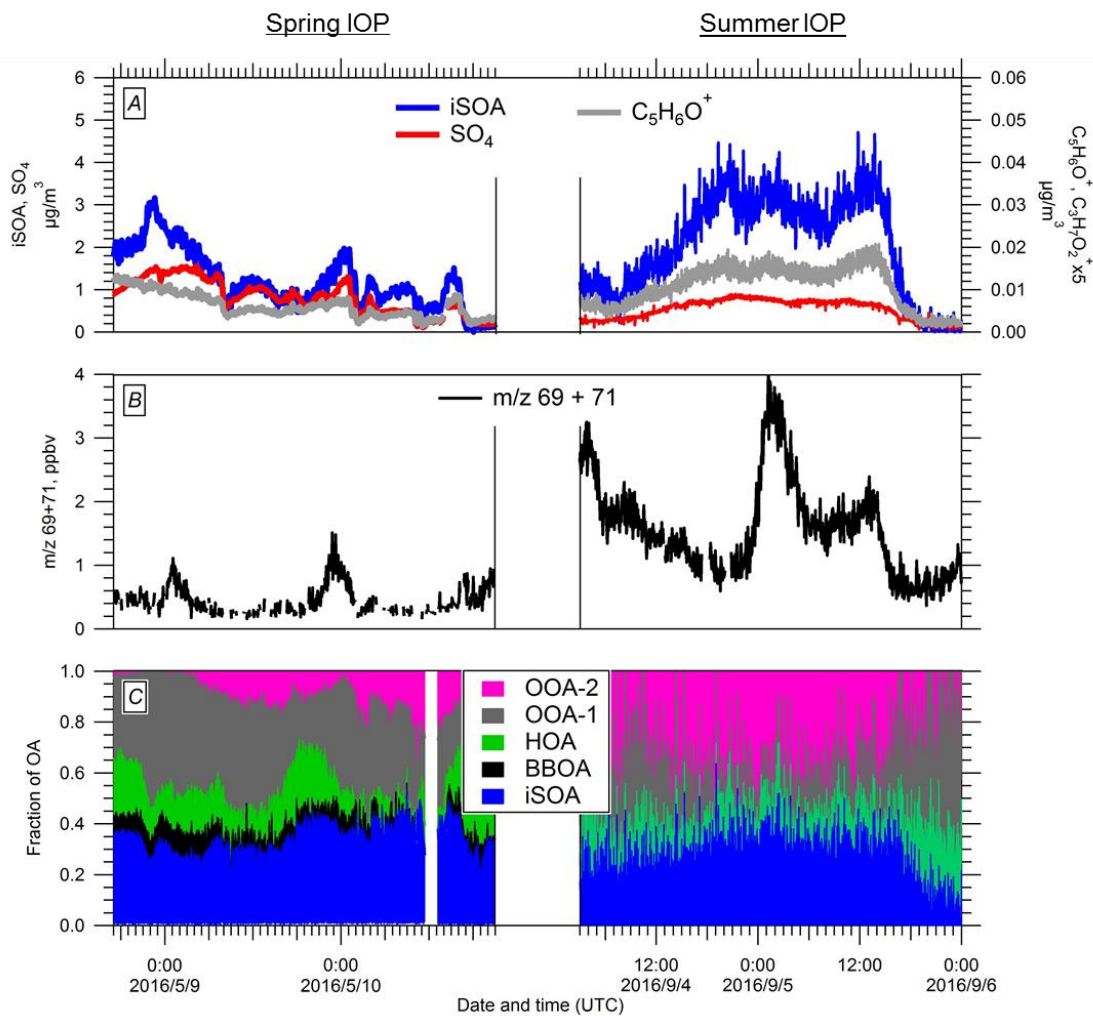


Figure 7. Time-series of PMF factors extracted from the AMS data for the summer IOP. Time-traces of additional species used to evaluate the identity of the PMF factors are also shown.



810

Figure 8. Temporal evolutions of (A) the iSOA PMF factor, SO_4 (left axis), $\text{C}_5\text{H}_6\text{O}^+$ (right axis), (B) the sum of $\text{m/z } 69$ (isoprene) and 71 (first-generation oxidation products of isoprene), and (C) fractional contribution of PMF-resolved factors to the total OA during the two iSOA events in spring- and summer-IOPs, respectively.

815

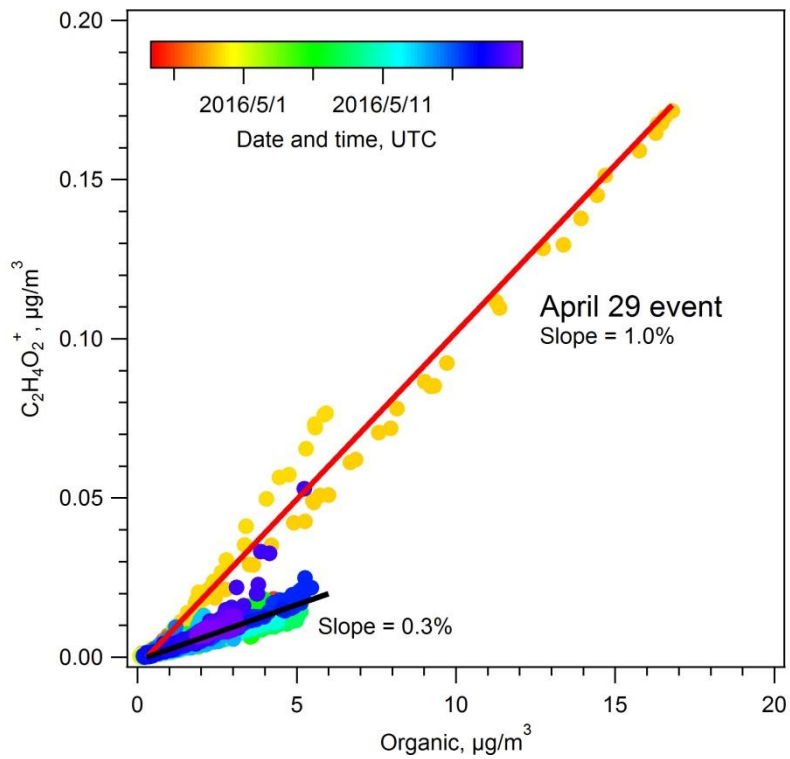


Figure 9. Scatter plot of the $C_2H_4O_2^+$ ion (a biomass burning marker) against total OA during the spring IOP. The April 29 period is clearly differentiated from much of the data with a slope of 1.0%. The slope for the remaining IOP data is 0.3%.

820

Supplementary Information for:

Aerosol characteristics at the Southern Great Plains site during the HI-SCALE campaign

Jiumeng Liu^{1,3}, Liz Alexander², Jerome D. Fast¹, Rodica Lindenmaier¹, and John E. Shilling¹

¹ Atmospheric Sciences and Global Change Division, Pacific Northwest National Laboratory, Richland, WA 99352, USA.

² Environmental Molecular Sciences Laboratory, Pacific Northwest National Laboratory, Richland, WA 99352, USA.

³ School of Environment, Harbin Institute of Technology, Harbin, 150001, China.

Correspondence to: John E. Shilling (john.shilling@pnnl.gov)

|

Aerosol acidity estimated using ISORROPIA II

To estimate aerosol pH during spring and summer IOPs, ISORROPIA II was run with hourly-averaged data (including concentrations of aerosol-phase species, ambient temperature and relative humidity) as input. Hourly-averaged data were deployed considering that equilibrium states are typically achieved within 30 minutes under ambient conditions for submicron aerosols (Fountoukis et al., 2009). To simplify the simulations, ISORROPIA-II was run assuming particles are “metastable”. It is also assumed that the particles are internally mixed and that pH does not vary with particle size (so that bulk properties represent the overall aerosol pH).

Because of limitations in input data, e.g., no gas phase NH_3 data available on site, and SO_2 only available for spring IOP, the calculation was done in an “iteration” way. We use the measured aerosol-phase data as initial input, run ISORROPIA in the “forward” mode to predict gas-phase concentrations of NH_3 , HNO_3 and HCl, and use the sum of predicted gas-phase and measured aerosol-phase concentrations as the input for next round. After ~ 20 rounds of iteration, the differences of predicted gas-phase concentrations from adjacent rounds, and differences between predicted and measured aerosol-phase concentrations, were limited within 10%, i.e., comparable with measurement uncertainties. The results were further constrained with the NH_3 levels from nearby sites in the AMON network (Atmospheric Ammonia Network, <http://nadp.slh.wisc.edu/amon/>).

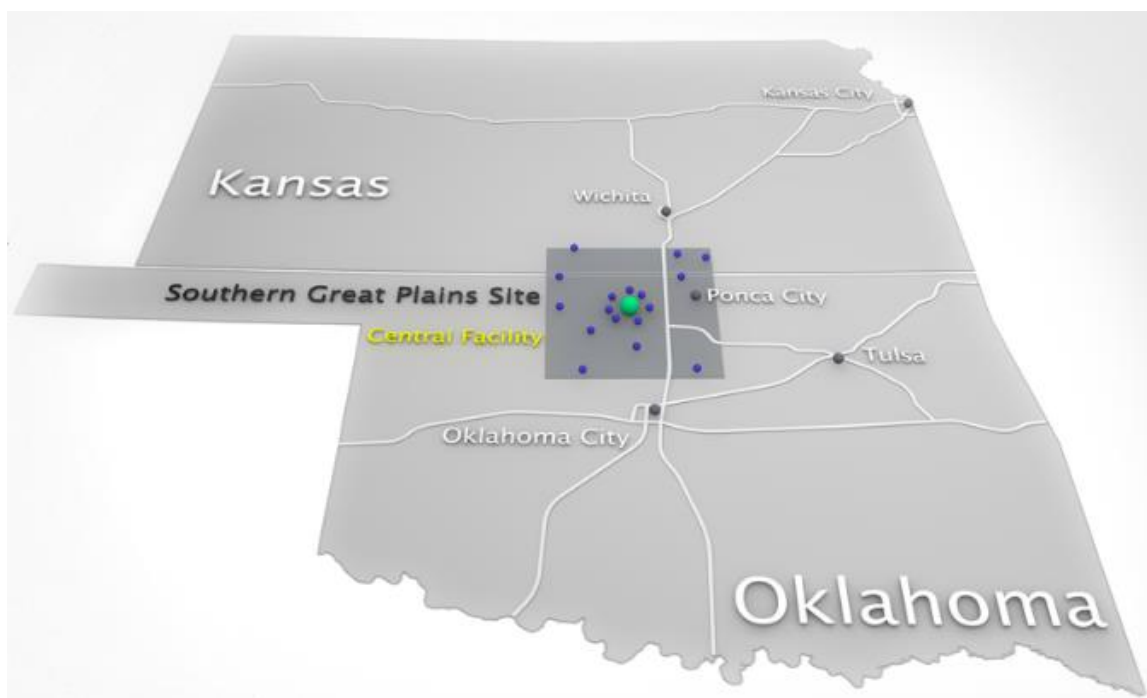


Figure S1. Map of the SGP site (green dot) and surrounding area. The plot is from the webpage of ARM SGP site (<https://www.arm.gov/tour/sgp-overview.html>).

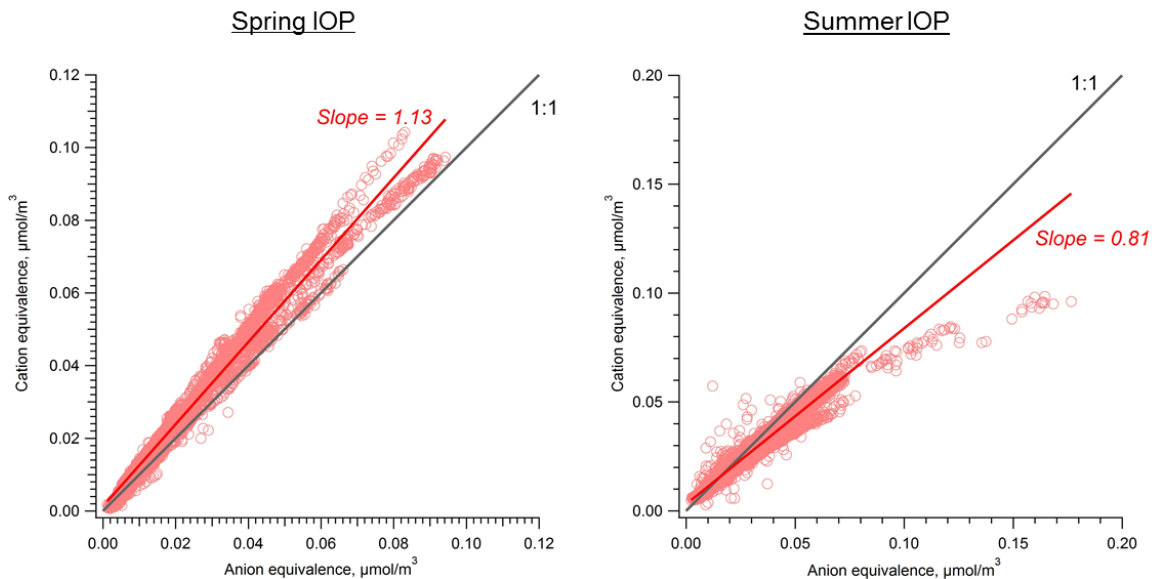


Figure S2. Ion balance for both the spring- (left) and summer- (right) IOPs. Cation equivalence is calculated as $\frac{NH_4}{18}$, anion equivalence is calculated as $\frac{2 \cdot SO_4}{96} + \frac{NO_3}{62} + \frac{CHl}{35.5}$. The grey line indicates full neutralization.

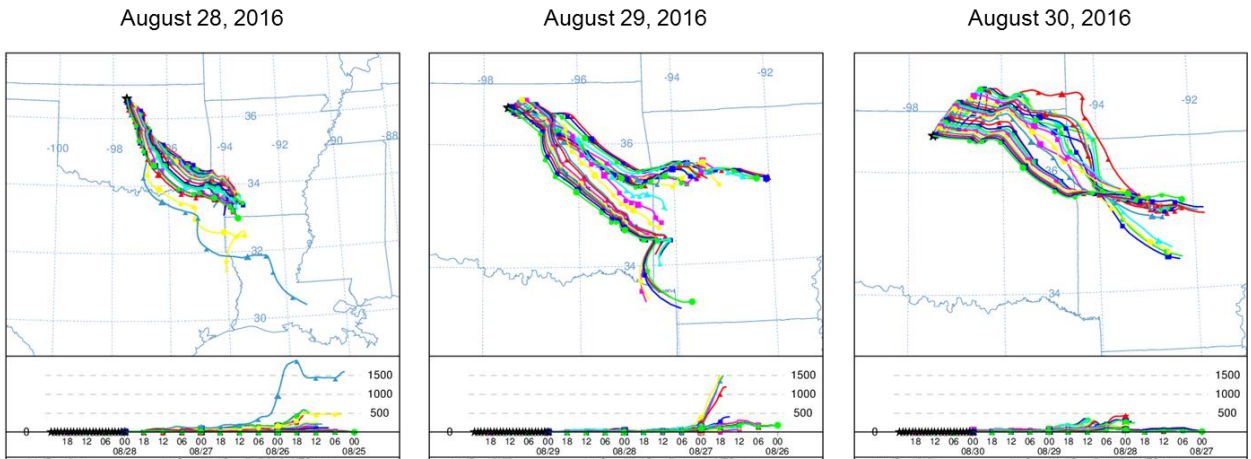


Figure S3. 72-h HYSPLIT trajectory analyses of air arriving at the SGP site for the indicated days during the summer IOP. During these days, high concentrations of biogenic and anthropogenic VOC precursors were observed.

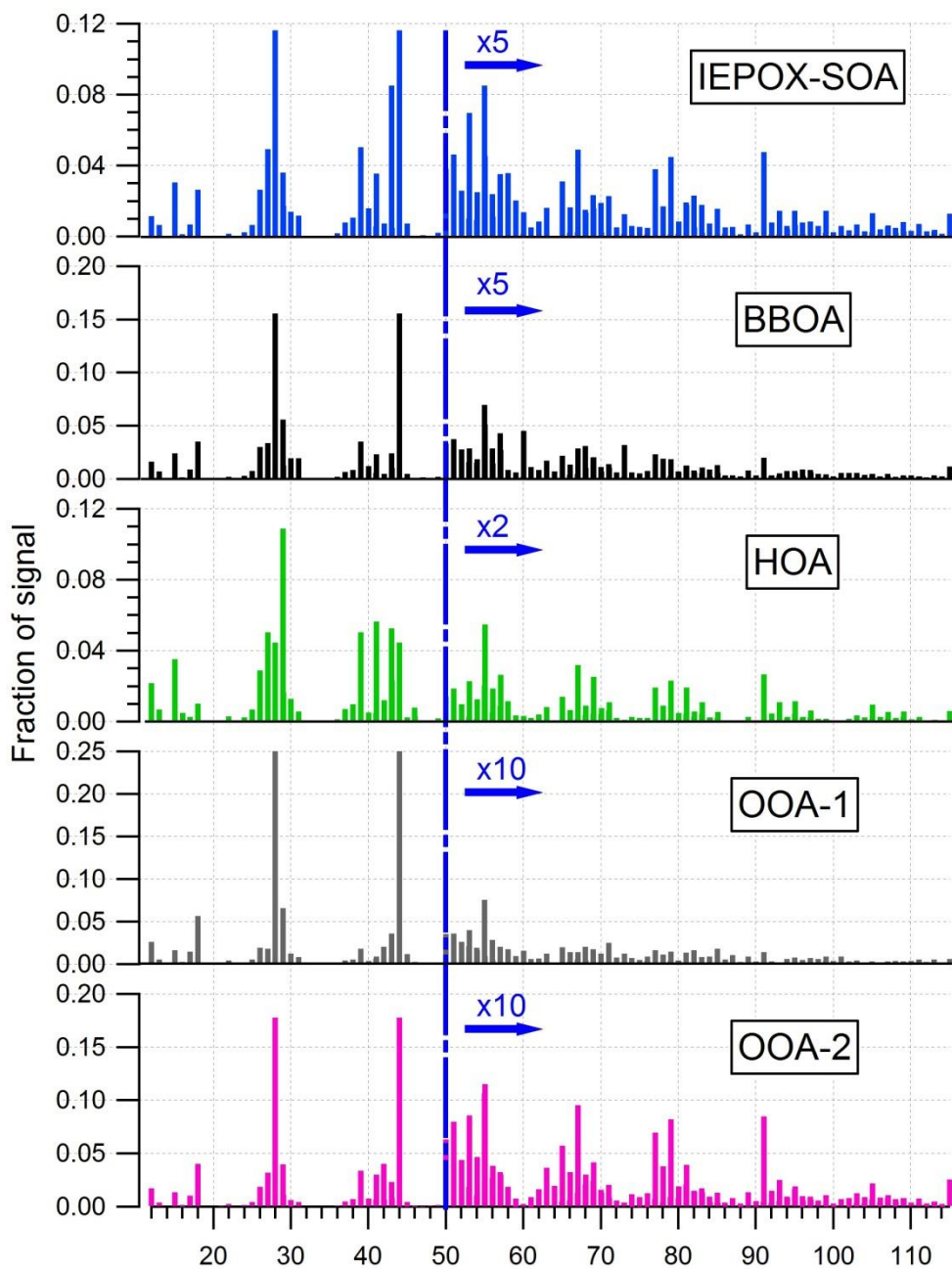


Figure S4. Mass spectral profiles of the 5-factor PMF solution chosen for the spring IOP data.

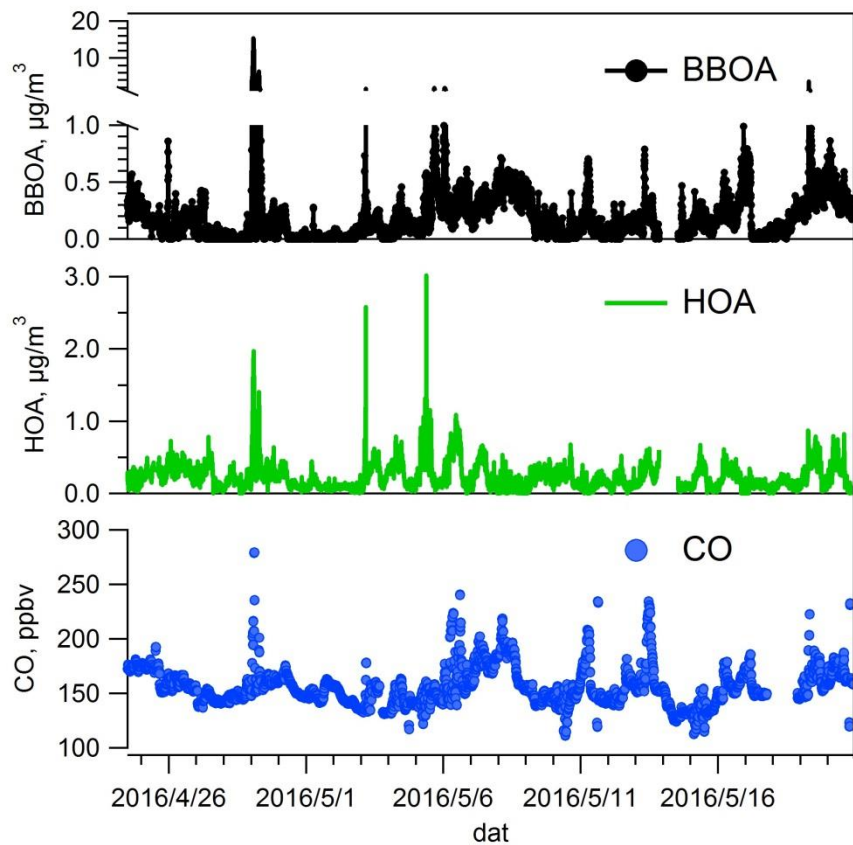


Figure S5. Time-series of BBOA, HOA and CO for the spring IOP.

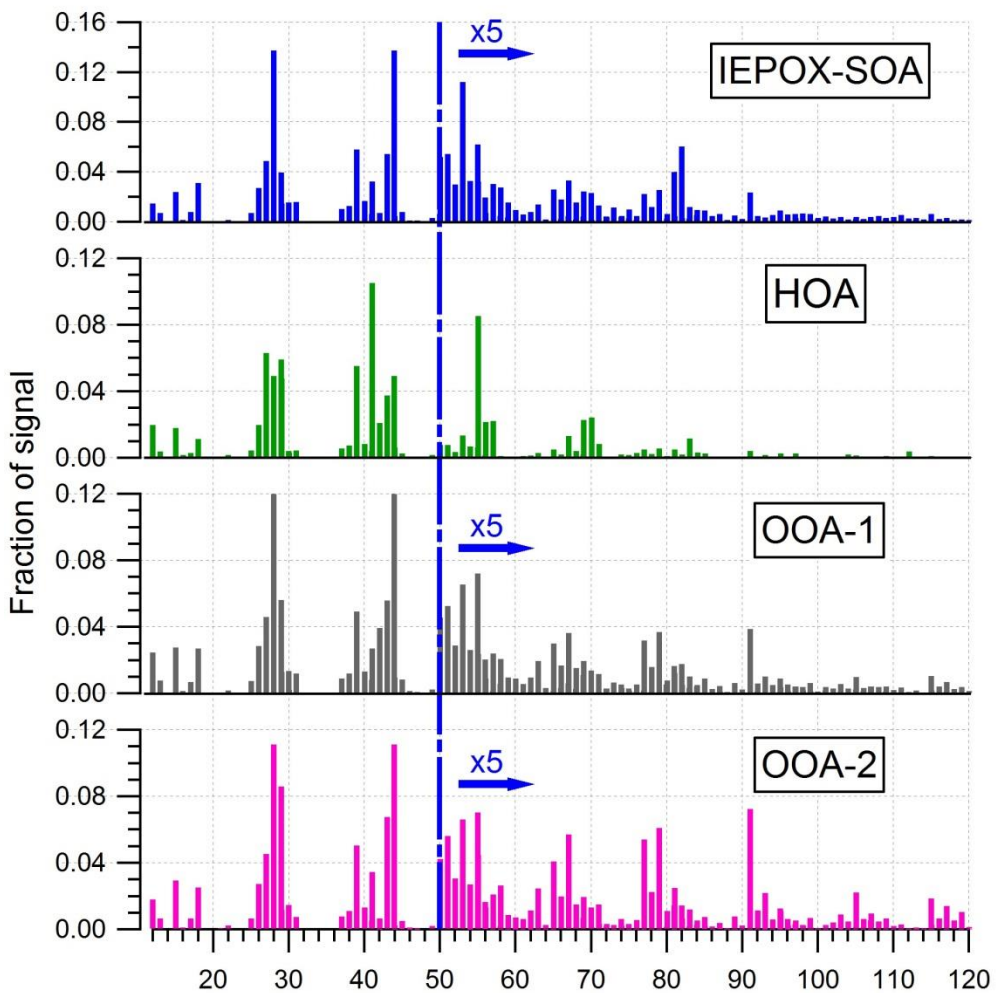


Figure S6. Mass spectral profiles of the 4-factor PMF solution chosen for the summer IOP data.

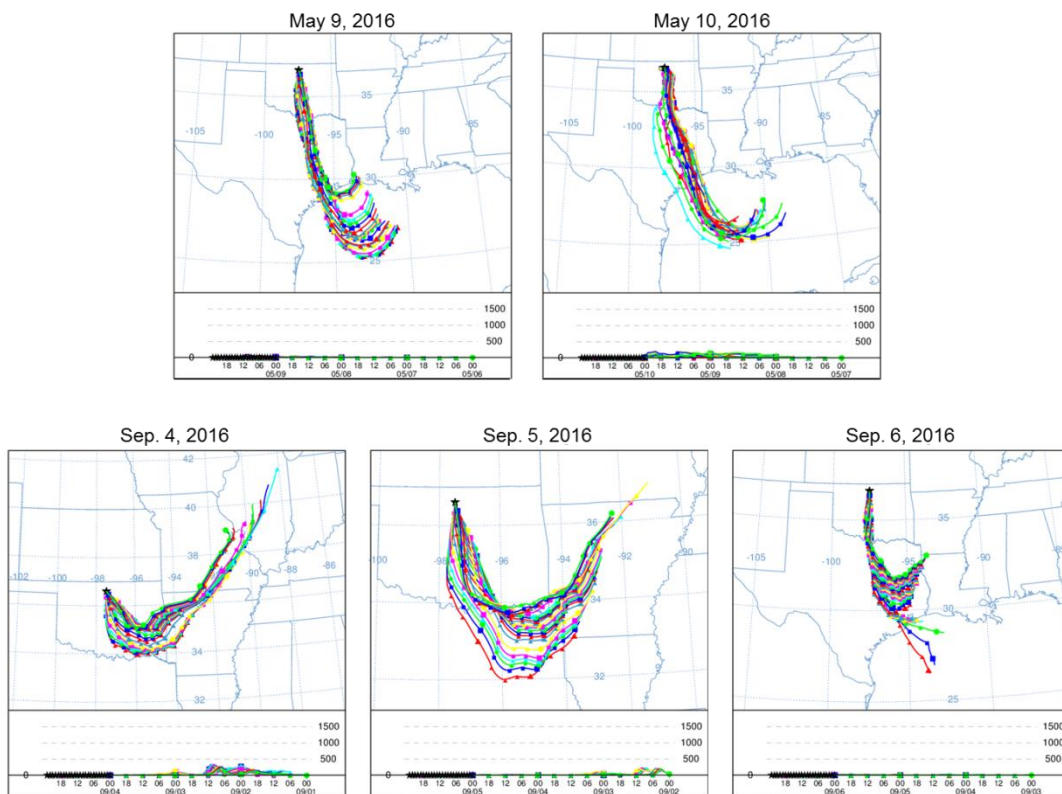


Figure S7. 72-h HYSPLIT trajectory analyses for air arriving at the SGP site during the spring and summer IEPOX SOA events. The top panel shows the back trajectory for the days covering the spring iSOA event, while the bottom figures are for the summer iSOA event.

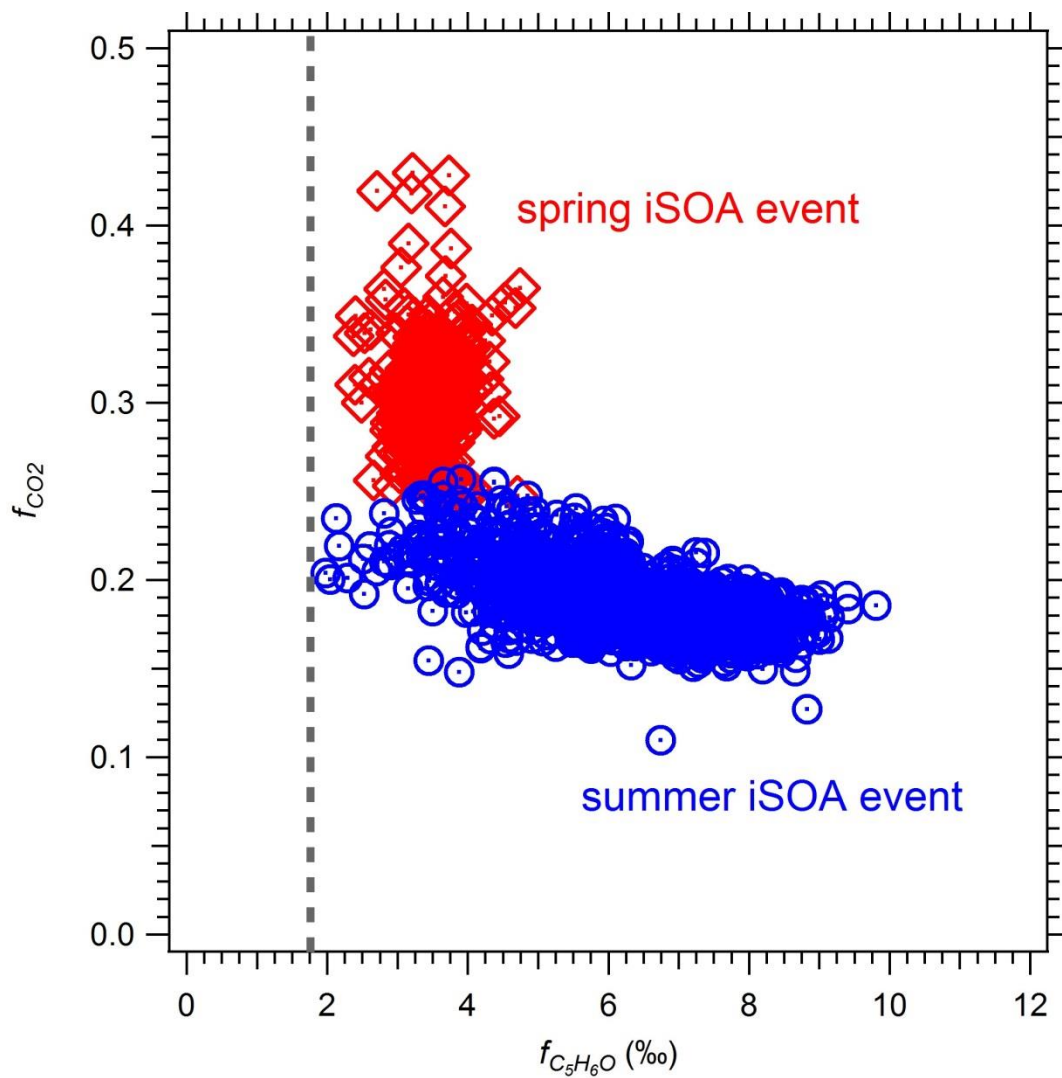
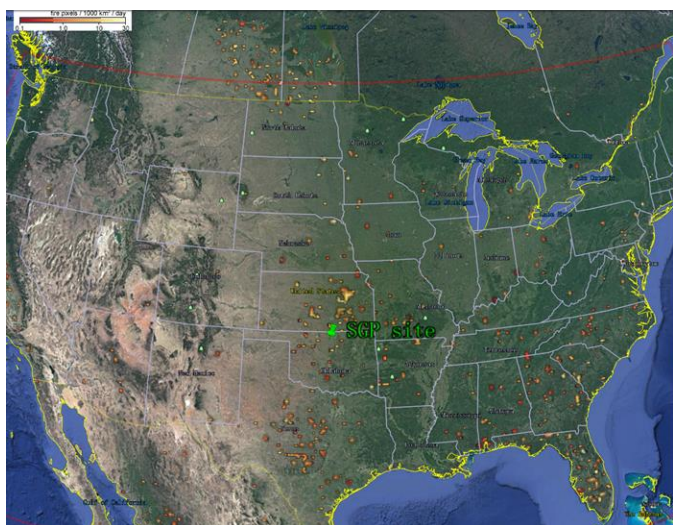


Figure S8. Scatter plot of f_{CO_2} and $f_{C_5H_6O}$ during the spring iSOA and summer iSOA events. The grey line represents background levels (quoted from Figure 5 in Hu et al., 2015).

Terra/MODIS fire map
April 22-29, 2016



NOAA HYSPLIT MODEL
Backward trajectories ending at 2300 UTC 29 Apr 16
NAMS Meteorological Data

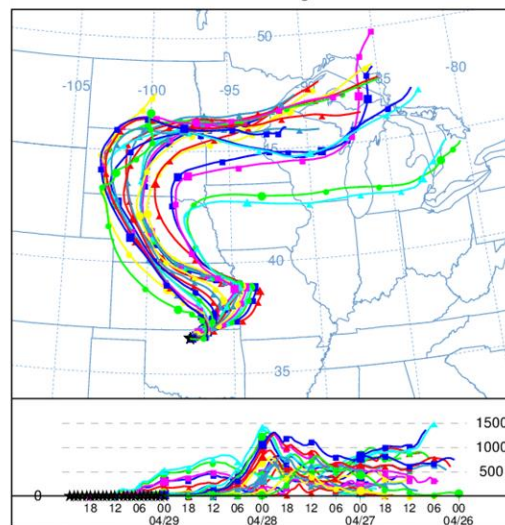


Figure S9. Fire map retrieved from Terra/MODIS satellite observations for April 22-29, 2016 (left, created using © Google Earth), and NOAA HYSPLIT back trajectory paths for the biomass burning events observed at the SGP site on April 29, 2016 (right).

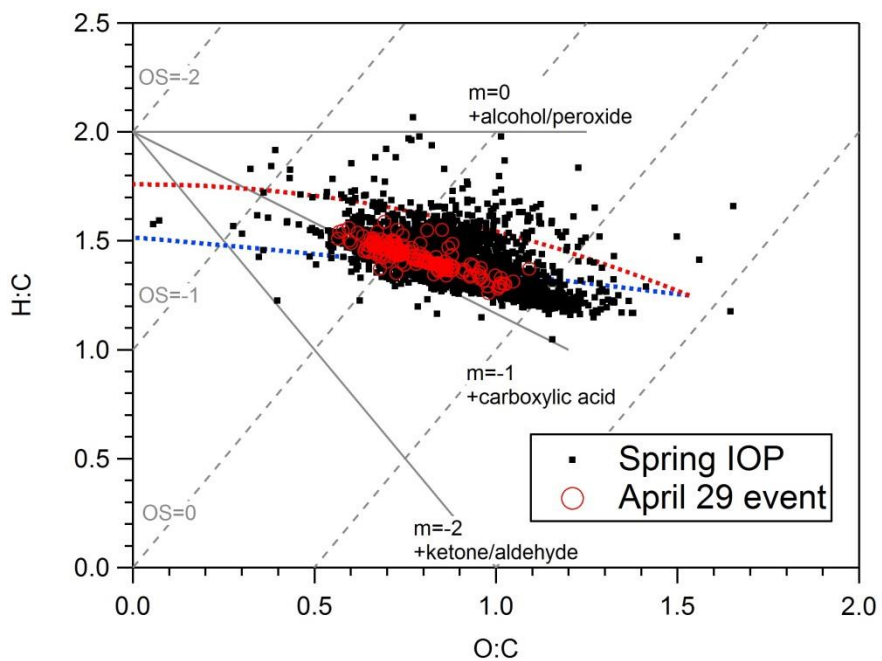


Figure S10. Van Krevelen plot of bulk organic aerosols for the spring IOP (black dots), and during the biomass burning event on April 29, 2016 (red circles).

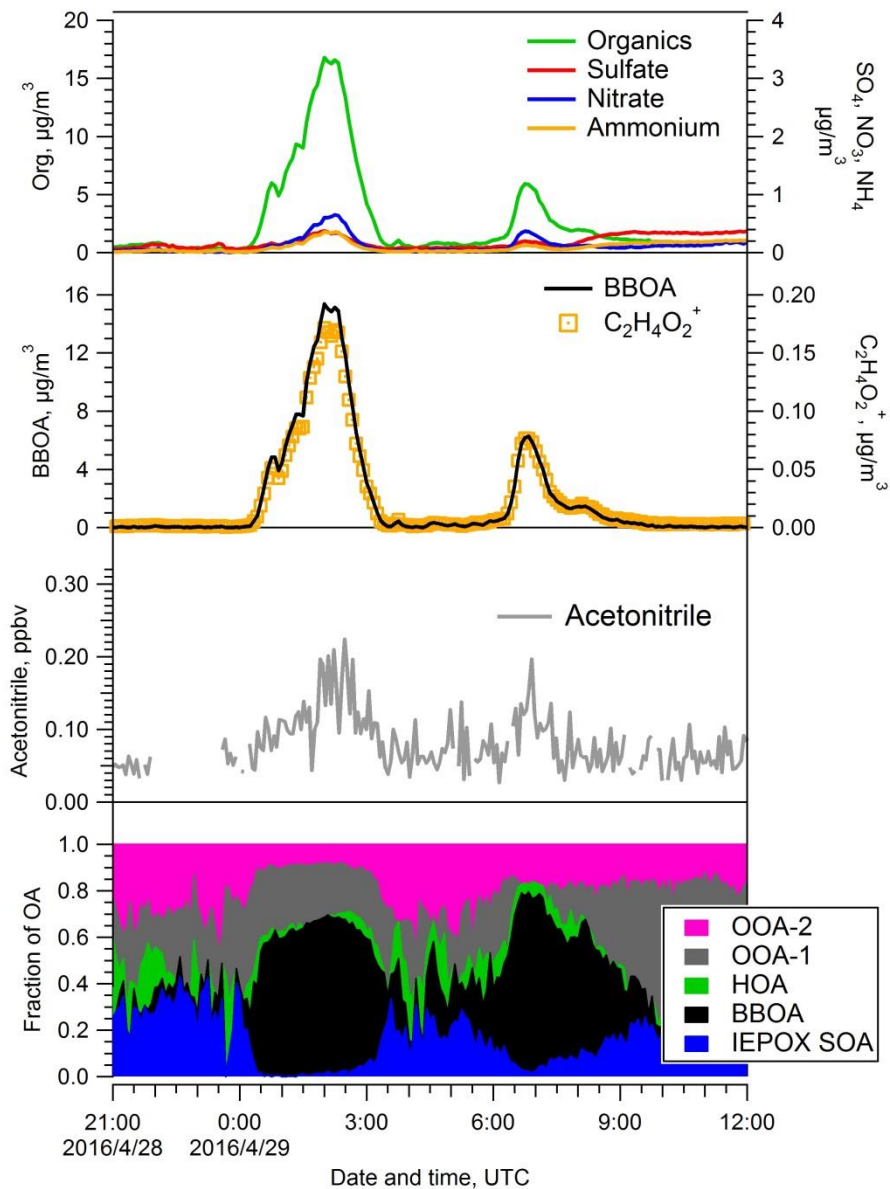


Figure S11. Temporal evolution of AMS-reported chemical species, BBOA (resolved by PMF analyses), $C_2H_4O_2^+$, acetonitrile, and the mass fraction of all PMF-resolved factors during the April 29 biomass burning event.

References

Fountoukis, C., Nenes, A., Sullivan, A., Weber, R., Van Reken, T., Fischer, M., Mat ís, E., Moya, M., Farmer, D., and Cohen, R. C.: Thermodynamic characterization of Mexico City aerosol during MILAGRO 2006, *Atmos. Chem. Phys.*, 9, 2141-2156, 10.5194/acp-9-2141-2009, 2009.