

Sulfuric acid-amine nucleation in urban Beijing

Runlong Cai^{1,2,3}, Chao Yan^{1,3}, Dongsen Yang⁴, Rujing Yin², Yiqun Lu⁵, Chenjuan Deng², Yueyun Fu²,
Jiaxin Ruan⁴, Xiaoxiao Li², Jenni Kontkanen³, Qiang Zhang², Juha Kangasluoma^{1,3}, Yan Ma⁴, Jiming
Hao², Douglas R. Worsnop⁶, Federico Bianchi³, Pauli Paasonen³, Veli-Matti Kerminen³, Yongchun Liu¹,
5 Lin Wang⁵, Jun Zheng⁴, Markku Kulmala^{1,3}, and Jingkun Jiang²

¹Aerosol and Haze Laboratory, Beijing Advanced Innovation Center for Soft Matter Science and Engineering, Beijing
University of Chemical Technology, Beijing, 100029, China

²State Key Joint Laboratory of Environment Simulation and Pollution Control, School of Environment, Tsinghua University,
Beijing, 100084, China

10 ³Institute for Atmospheric and Earth System Research / Physics, Faculty of Science, University of Helsinki, Helsinki, 00014,
Finland

⁴Collaborative Innovation Center of Atmospheric Environment and Equipment Technology, Nanjing University of Information
Science and Technology, Nanjing, 210044, China

15 ⁵Shanghai Key Laboratory of Atmospheric Particle Pollution and Prevention (LAP³), Department of Environmental Science
and Engineering, Fudan University, Shanghai, 200433, China

⁶Aerodyne Research Inc., Billerica, Massachusetts, 01821, USA

Correspondence to: Jingkun Jiang (jiangjk@tsinghua.edu.cn)

Abstract. New particle formation (NPF) is one of the major sources of atmospheric ultrafine particles. Due to the high aerosol
20 and trace gas concentrations, the mechanism and governing factors for NPF in the polluted atmospheric boundary layer may
be quite different from those in clean environments, which is however less understood. Herein, based on long-term atmospheric
measurements from January 2018 to March 2019 in Beijing, the nucleation mechanism and the influences of H₂SO₄
concentration, amine concentrations, and aerosol concentration on NPF are quantified. The collision of H₂SO₄-amine clusters
is found to be the dominating mechanism to initialize NPF in urban Beijing. The coagulation scavenging due to the high aerosol
25 concentration is a governing factor as it limits the concentration of H₂SO₄-amine clusters and new particle formation rates.

The formation of H₂SO₄-amine clusters in Beijing is sometimes limited by low amine concentrations. Summarizing the
synergistic effects of H₂SO₄ concentration, amine concentrations, and aerosol concentration, we elucidate the governing factors
for H₂SO₄-amine nucleation for various conditions.

New particle formation (NPF) is a major source of ambient particles in terms of particle number concentration. During a typical NPF process, gaseous precursors form stable clusters via nucleation. Some of these clusters survive and grow into cloud condensation nuclei and hence have the potential to influence the global climate (Kuang et al., 2009; Gordon et al., 2017). There has been a considerable number of NPF studies in various atmospheric environments (Kulmala et al., 2004; Kerminen et al., 2018; Lee et al., 2019), but current knowledge on NPF in the polluted atmospheric boundary layer (e.g., the urban environment in megacities) is still limited. In the presence of a high aerosol concentration in the polluted environment, a considerable fraction of the newly formed clusters and particles are scavenged by coagulation within minutes and hence, NPF may be significantly suppressed (McMurry et al., 2005; Kuang et al., 2010). However, frequent NPF events with high formation rates have been reported in polluted environments (Wu et al., 2007; Iida et al., 2008; Wang et al., 2015; Cai and Jiang, 2017; Yao et al., 2018; Deng et al., 2020b). Such unique characteristics of NPF with a high aerosol concentration, moderate gaseous precursor (e.g., H_2SO_4) concentrations, and a high particle formation rate indicate a fast nucleation mechanism in these environments. Various nucleation mechanisms for the real atmosphere have been reported, such as H_2SO_4 -amine nucleation (Chen et al., 2012; Yao et al., 2018), H_2SO_4 - NH_3 nucleation (Chen et al., 2012; Jokinen et al., 2018), oxidized organics nucleation (Bianchi et al., 2016), and HIO_3 nucleation (Sipilä et al., 2016). The second and third mechanisms are not efficient enough to explain the observed high particle formation rates in the polluted environment and the last mechanism may dominate NPF only in the coastal regions.

The clustering of H_2SO_4 and amines produces new particles at a high formation rate. Laboratory studies showed that some amines enhance H_2SO_4 nucleation more efficiently than NH_3 (Kirkby et al., 2011; Erupe et al., 2011; Yu et al., 2012; Jen et al., 2014; Dunne et al., 2016; Yu et al., 2018). Atmospheric measurements in Boulder (Zhao et al., 2011) and urban Atlanta (Chen et al., 2012) indicate the H_2SO_4 -amine nucleation mechanism. The CLOUD (cosmics leaving outdoor droplets) chamber experiments and theoretical calculations based on quantum chemistry reported that in the presence of ~5 ppt dimethylamine (DMA, $(\text{CH}_3)_2\text{NH}$) as the stabilizing base, H_2SO_4 under a typical atmospheric concentration ($\sim 10^6 - 10^7$ molecules·cm⁻³) nucleates at a rate approaching the kinetic collision limit where cluster evaporation is negligible (Almeida et al., 2013; Kürten et al., 2014; Kürten et al., 2018). Atmospheric measurements in urban Shanghai (Yao et al., 2018) provide supports for the view that in polluted megacities in China, H_2SO_4 initiates NPF and DMA is perhaps the dominating base to stabilize H_2SO_4 clusters. Elucidating the governing factors for atmospheric nucleation and their quantitative impacts on particle formation rate is a key to understanding the nucleation mechanism in the real atmosphere.

Previous laboratory and atmospheric studies provide important understandings of H_2SO_4 -DMA nucleation (Chen et al., 2012; Almeida et al., 2013; Jen et al., 2014; Kürten et al., 2014; Kürten et al., 2018). Due to the high aerosol concentration in the polluted atmospheric boundary layer, however, the loss rates of new particles during NPF in urban Beijing and Shanghai are usually ~10 times higher than the total loss rate in laboratory chambers. Under such a high aerosol concentration, coagulation scavenging has been found to govern the concentrations of new particles (Cai et al., 2017b; Deng et al., 2020a).

In addition, high DMA concentrations were used in the previous laboratory experiments, e.g., up to 200 ppt in Jen et al. (2014) and up to 140 ppt in the CLOUD experiments (Almeida et al., 2013; Kürten et al., 2014; Kürten et al., 2018), whereas the DMA concentration in urban Beijing was observed in this study to be usually lower than 5 ppt. As also pointed out in previous studies (Kürten et al., 2014; Yao et al., 2018), the characteristics and limiting factors of nucleation in the polluted atmosphere may be different from those in laboratory experiments, due to differences in the particle loss rate and precursor gas concentrations. As a result, the molecular scale understanding of H₂SO₄-DMA nucleation under laboratory conditions (Jen et al., 2014; Kürten et al., 2014; Kürten et al., 2018) may not be directly applicable for the real atmosphere with low DMA concentrations (< 5 ppt) and high aerosol concentrations.

For a better understanding of the nucleation mechanism in the polluted atmosphere, long-term atmospheric measurements were conducted in urban Beijing from January 2018 to March 2019. Gaseous H₂SO₄ and cluster concentrations, amine concentrations, and particle size distributions ranging from 1 nm to 10 µm were measured. The formation mechanism and the factors governing the initial steps of NPF in the polluted environment are explored. A model based on kinetic nucleation theory is shown to well predict the concentrations of H₂SO₄ dimer, trimer, and tetramer and the formation rate of 1.4 nm particles in urban Beijing. The roles of coagulation scavenging and amine concentrations in H₂SO₄-amine nucleation are revealed and quantified.

2 Measurements

The atmospheric measurement was conducted in urban Beijing. The dataset for this study is from January to April 2018 and October 2018 to March 2019. The observation site is located at the campus of Beijing University of Chemical Technology (39°56' N, 116°17' E). The west 3rd ring road is ~500 m away from this observation site. State-of-the-art instruments were deployed to capture the whole NPF process from the very initial step of nucleation to particle growth. The aerosol size distributions ranging from 1 nm to 10 µm were measured using a diethylene glycol scanning mobility particle spectrometer (1-4.5 nm, Jiang et al., 2011; Cai et al., 2017a; Fu et al., 2019) and a particle size distribution system (3 nm - 10 µm, Liu et al., 2016). The neutral gaseous H₂SO₄ molecule and cluster concentrations were measured using chemical ionization time-of-flight mass spectrometers (ToF-CIMS, Aerodyne Research, Inc., Jokinen et al., 2012). H₂SO₄ molecules and neutral clusters are charged using a nitrate chemical ionization source. A long ToF-CIMS and a high-resolution ToF-CIMS were used before and after September 2018, respectively. These two instruments were calibrated separately and compared during a short-term parallel measurement. The H₂SO₄ monomer concentrations reported by these two instruments agree with each other within a systematic relative difference of 1.4±0.3 (Fig. S1). In additions to H₂SO₄ molecules, H₂SO₄ clusters and organics with low volatilities were measured using ToF-CIMS. Their calibration factors were assumed to be equal to that for H₂SO₄ molecules. The mass dependency of transmission efficiency was calibrated and corrected using the method reported in Heinritzi et al. (2016). The amine molecule in a stable neutral H₂SO₄-amine cluster may detach during the detection using ToF-CIMS. Hence, the concentrations of H₂SO₄ clusters containing the same number of H₂SO₄ molecules were summed up. NH₃ was not found

95 in the detected neutral H₂SO₄ clusters. Neutral amine and NH₃ concentrations were measured using a modified ToF-CIMS (Aerodyne Research, Inc., Zheng et al., 2015) since October 2018. The reagent ions to charge amines and NH₃ are H₃O⁺ or its hydrated clusters. The sampling line for this ToF-CIMS was ~1.5 m long and it was heated to ~60 °C. The temperature of the sampled air was < 40 °C. A sample flow rate of 6.1 L·min⁻¹ was used to reduce aerosol deposition onto the tube wall. Because the ToF-CIMS cannot separate isomers, the measured C₂-amine concentration is taken as DMA concentration. Ethylamine is
100 thought to be less efficient as a stabilizing base for (H₂SO₄)₁(amine)₁ than DMA (Xie et al., 2017), thus, the measured effective DMA concentration for stabilizing H₂SO₄ clusters might be overestimated. Similarly, the measured C₃-amine concentration is taken as trimethylamine (TMA) concentration. The naturally charged negative clusters were measured using an atmospheric pressure interface time-of-flight mass spectrometer (APi-ToF-MS, Aerodyne Research, Inc., Junninen et al., 2010). Ambient temperature, pressure, and relative humidity were measured using a weather station (AWS310, Vaisala Inc.).

105 When using the measured H₂SO₄ monomer or n-mer (n = 2, 3, 4) concentrations, the concentrations of clusters containing the same H₂SO₄ molecules are summed up and written as [(H₂SO₄)_{n,tot}] because amines may detach from H₂SO₄-amine clusters during the ionization process imposed by the instrument. For instance, an H₂SO₄ dimer refers to a cluster containing two H₂SO₄ molecules regardless of its base number.

The loss rates of gaseous precursors and clusters onto particles, i.e., condensation sinks (CS) and coagulation sinks,
110 respectively, were calculated using the measured aerosol size distributions (Kulmala et al., 2001). The reported CS was calculated for H₂SO₄. The coagulation sinks of clusters and particles are usually characterized by CS or the Fuchs surface area (McMurry et al., 2005). From the perspective of molecular kinetics, we do not distinguish between coagulation and condensation in this study. Hence, CS is used to characterize the condensation and coagulation scavenging effects of aerosols on gaseous precursors, clusters, and new particles. The formation rate of 1.4 nm (in electrical mobility diameter) particles, $J_{1.4}$,
115 is calculated using a population balance formula (Cai and Jiang, 2017). This formula improves the estimation of particle coagulation scavenging compared to previous formulae.

The uncertainty of the measured aerosol size distributions was estimated to be ±10% (Wiedensohler et al., 2012) and +100%/–50% (Kangasluoma et al., 2020) for particles larger and smaller than 10 nm, respectively. The CS in urban Beijing is mainly contributed by accumulation mode particles (Cai et al., 2017b), hence the uncertainty of CS was estimated to be ±10%.
120 The formation rate is mainly determined by the product of new particle concentration and CS in urban Beijing (Cai and Jiang, 2017), hence the uncertainty of the measured $J_{1.4}$ was estimated to be +100%/–50%. The uncertainty of the measured H₂SO₄ concentration is +100%/–50% according to Fig. S1 and previous studies (Kürten et al., 2012; Jokinen et al., 2012). The uncertainty of the measured amine concentrations is estimated to be similar to that of H₂SO₄ concentration.

The occurrence of NPF was determined according to the evolution of the measured aerosol size distributions. A day was
125 classified as an NPF day if a clear new particle formation and growth pattern was observed. If no NPF event occurs on a day, it was classified as a non-event day. The rest of the days, mainly with weak NPF events that are difficult to distinguish, were classified as undefined-days. From January 2018 to March 2019, the frequencies of NPF days and undefined days are 35% and 5%, respectively.

3 Model

130 A kinetic model was used to illustrate the nucleation process of H_2SO_4 -amine clusters. Similar models have been reported in previous studies (Chen et al., 2012; McGrath et al., 2012; Jen et al., 2014). The cluster evaporation rate used in the model was based on quantum chemistry calculations but modified to fit the experimental data. The standard molar Gibbs free energy of formation of $(\text{H}_2\text{SO}_4)_1(\text{DMA})_1$, $\Delta_f G_{m,A1B1}^0(298.15 \text{ K})$ was assumed to be $-14.0 \text{ kcal}\cdot\text{mol}^{-1}$ in this study, which is in the range of values reported in previous studies (Ortega et al., 2012; Myllys et al., 2019). The quantum chemistry results for
135 $\Delta_f G_{m,A1B1}^0(298.15 \text{ K})$ using the $\omega\text{B97X-D/6-31++G}^{**}$, CBS-QB3, and RICC2B3 level of theory were reported to be -13.5 (Myllys et al., 2019), -14.4 , and -15.4 kcal/mol (Ortega et al., 2012), respectively. The evaporation rate of $(\text{H}_2\text{SO}_4)_1(\text{TMA})_1$ is assumed to be 5 times that of $(\text{H}_2\text{SO}_4)_1(\text{DMA})_1$ according to previous experimental results (Jen et al., 2014). Since the measured TMA concentration was usually lower than or comparable to the measured DMA concentration in this study, the uncertainty of the evaporation rate of $(\text{H}_2\text{SO}_4)_1(\text{TMA})_1$ does not significantly affect the simulated particle formation rate or cluster
140 concentrations. The value of free energy at different temperatures is calculated using Eq. S15. The evaporation rate of a cluster was derived from its corresponding standard molar Gibbs free energy of formation (Ortega et al., 2012).

In the proposed kinetic model, the evaporation rates of other $(\text{H}_2\text{SO}_4)_n(\text{amine})_n$ clusters ($n = 2, 3, 4$) are negligible compared to their coagulation sinks and hence not included. The very unstable clusters, e.g., $(\text{H}_2\text{SO}_4)_1(\text{amine})_3$, are omitted. Some studies indicate that other H_2SO_4 -amine clusters, e.g., $(\text{H}_2\text{SO}_4)_3(\text{amine})_2$, $(\text{H}_2\text{SO}_4)_3(\text{amine})_4$ and $(\text{H}_2\text{SO}_4)_4(\text{amine})_3$, and
145 their corresponding reaction pathways may contribute to NPF (McGrath et al., 2012; Olenius et al., 2017), but these studies are not consistent with each other due to the uncertainties in quantum chemistry calculation. Within the ranges of these predicted Gibbs free energies of formation, it is similarly arbitrary to assume negligible or high evaporation rates of these clusters. The kinetic model used in this study does not include the reaction pathways via these clusters (see the SI), i.e., it assumes infinitely high evaporation rates of these clusters. Ion-induced nucleation is neglected in this model because it has a
150 minor contribution to H_2SO_4 -amine nucleation for typical ambient conditions in the polluted environment (Yao et al., 2018).

The cluster concentrations and particle formation rates were simulated using the kinetic model. **Similar** to previous studies (Jen et al., 2014), we assume the A_4B_4 formation rate as the simulated particle formation rate, $J_{1,4}$. Currently, the knowledge of the exact size of H_2SO_4 -amine clusters is still limited. Previous studies reported that the electrical mobility of $[\text{HSO}_4(\text{H}_2\text{SO}_4)_3(\text{DMA})_3]^-$ (Jen et al., 2015) and $[\text{HSO}_4(\text{H}_2\text{SO}_4)_6(\text{DMA})_4]^-$ (Thomas et al., 2016) is 1.0×10^{-4} and $9.4\times 10^{-5} \text{ m}^2\cdot\text{V}^{-1}\cdot\text{s}^{-1}$, respectively. According to these values, the electrical mobility diameter of an $(\text{H}_2\text{SO}_4)_4(\text{DMA})_4$ cluster was estimated to
155 be $\sim 1.4 \text{ nm}$, which locates within the measurement range of the aerosol size spectrometer. Its geometric diameter is estimated to be $\sim 1.1 \text{ nm}$ according to the relationship between geometric diameter and electrical mobility diameter (Ku and de la Mora, 2009; Larriba et al., 2011).

The uncertainty of the model mainly comes from the uncertainty in the evaporation rate of $(\text{H}_2\text{SO}_4)_1(\text{amine})_1$. We
160 estimated this uncertainty range using one high and one low evaporation rate from the values reported in the literature (Ortega

et al., 2012; Myllys et al., 2019). According to this estimation, the uncertainty of the model is of the same order of magnitude as the measurement uncertainties (Fig. S2).

4 Results and Discussion

4.1 Kinetic nucleation in the presence of a high aerosol concentration

165 During this measurement, H₂SO₄-amine nucleation was found to be the dominating nucleation mechanism in the polluted atmosphere in urban Beijing. This finding is supported by comparing the measured and simulated H₂SO₄ cluster concentrations and new particle formation rates. The consistency between the measurement results and the H₂SO₄-amine nucleation mechanism is shown and discussed below. Meanwhile, other nucleation mechanisms, e.g., H₂SO₄-NH₃ nucleation and organics nucleation, were found to be not sufficient to explain the observed high new particle formation rate under the high coagulation
170 sink (see Section 4.3 and the supporting information).

As shown in Fig. 1, the H₂SO₄ dimer concentration was simulated at the median values of CS (0.017 s⁻¹), C₂-amine concentration (1.8 ppt), and temperature (281 K). Good consistency ($R^2=0.75$) was observed between the measured and simulated H₂SO₄ dimer concentrations. The measured H₂SO₄ trimer and tetramer concentrations provide further evidence for the kinetic nucleation mechanism of H₂SO₄-amine clusters in urban Beijing. Figure 2 shows that the measured H₂SO₄ dimer,
175 trimer, and tetramer concentrations are in accordance with their corresponding simulated concentrations when considering the uncertainties in determining the detection efficiencies of H₂SO₄ trimer and tetramer concentrations. The systematic difference that the measured H₂SO₄ trimer and tetramer concentrations are lower than the simulated concentrations is presumably caused by measurement uncertainties, e.g., cluster fragmentation (Zapadinsky et al., 2019). In a CLOUD chamber study on kinetic H₂SO₄-DMA nucleation (Kürten et al., 2014) with a high DMA concentration (5-32 ppt), such differences between simulated
180 and measured H₂SO₄ n-mer concentrations were also observed. If the H₂SO₄ n-mer concentrations were overestimated in the kinetic model, the measured particle formation rate should also be lower than the simulated rate, which is inconsistent with the results shown in Fig. 3.

Besides the concentrations of H₂SO₄ clusters, there is also a consistency between the measured and simulated formation rate of 1.4 nm (electrical mobility diameter) particles (Figs. 3 and S3). This consistency indicates that the clustering of H₂SO₄
185 and amine is the governing mechanism for nucleation and the initial growth of new particles up to 1.4 nm in urban Beijing. To compare the formation rates measured at different CS, the measured $J_{1.4}$ in Fig. 3a were scaled to the median CS (0.017 s⁻¹) during the observed NPF events in this study. The scaling formula is $J_{1.4, \text{scaled}} = J_{1.4} \times (\text{CS} / 0.017 \text{ s}^{-1})^2$, which is based on the fact that under the high CS, $J_{1.4}$ is theoretically inversely proportional to CS². Similarly, the measured $J_{1.4}$ in Fig. 3b were scaled by $J_{1.4, \text{scaled}} = J_{1.4} \times ((3.5 \times 10^6 \text{ cm}^{-3}) / [(\text{H}_2\text{SO}_4)_{1, \text{tot}}])^4$ to compare the formation rates measured at different H₂SO₄ monomer
190 concentrations. The derivations for these scaling formulae are detailed in the SI. The dependency of measured $J_{1.4}$ on H₂SO₄ monomer concentrations in Fig. 3a provides supports for the scaling in Fig. 3b and vice versa.

The measured particle formation rate is then compared to previous studies. The CLOUD study reported that particle formation rate for H₂SO₄-DMA nucleation (red curve in Fig. 3) was obtained at a high DMA concentration (5-32 ppt), a low cluster loss rate (Kürten et al., 2014; Kürten et al., 2018). The wall loss and dilution rates in that study sum up to be ~0.002 s⁻¹. The particle formation rate under the same H₂SO₄ monomer concentration measured in these CLOUD experiments deviates from the measured formation rate in urban Beijing, and the reason for this deviation will be discussed in section 4.2 below. The curves from other previous studies are simulated using their reported equations (Chen et al., 2012; Jen et al., 2014; Hanson et al., 2017) and the parameters measured in this study. Some of these studies reported higher evaporation rates of H₂SO₄-amine clusters according to their experimental data (Chen et al., 2012; Jen et al., 2014). However, due to these high evaporation rates, the simulated particle formation rates using these models are orders of magnitude lower than the measured particle formation rates in urban Beijing.

In addition to H₂SO₄ nucleation with amines, the nucleation of oxidized organics with low volatilities was also reported in the atmosphere (e.g., Bianchi et al., 2016). Various organic vapors were observed in urban Beijing (Fig. S4). However, there was a considerable discrepancy between the absolute value and diurnal trend of particle formation rate contributed by organics and those obtained by measurements (Figs. S5 and S6), indicating that oxidized organics nucleation is not a governing mechanism to initialize NPF in urban Beijing during this campaign. Note that organics with low volatilities may contribute to the growth of larger (e.g., > 2 nm) particles (Deng et al., 2020b).

The consistency between the measured particle formation rate and the kinetic model also provides hints on the sticking probability between H₂SO₄-amine clusters and particles. In a previous study (Kulmala et al., 2017), it was discussed that other condensable vapors in addition to H₂SO₄ and amine may contribute to the initial growth of new particles and that the coagulation scavenging effect in the polluted environment may be overestimated because of the overestimated sticking probability between particles or clusters. However, in this study, we found that up to ~1.4 nm particles (in electrical mobility diameter), the particle formation rate estimated using H₂SO₄-amine clustering and a sticking probability of 1.0 is consistent with the measured formation rate. The measured H₂SO₄ trimer and tetramer concentrations are even lower than the simulated concentrations (Fig. 2) due to potential measurement uncertainties, whereas a significant contribution of other condensable vapors or an overestimated coagulation sink will theoretically result in higher measured concentrations compared to the simulated concentrations. However, the further growth of particles beyond ~1.4 nm in polluted environments still needs further explorations.

4.2 The influence of coagulation scavenging

The scavenging of H₂SO₄-amine clusters due to coagulation with larger particles is a major limiting factor for NPF in urban Beijing. After normalizing the influence of H₂SO₄ monomer concentration, the particle formation rate decreases with an increasing CS (Fig. 3b). Negative dependencies of H₂SO₄ cluster concentration and sub-3 nm particle concentration on CS were also reported in our previous studies in urban Beijing (Cai et al., 2017b; Deng et al., 2020a). However, there was usually a good positive correlation between CS and amine concentrations in urban Beijing, presumably due to the correlation between

225 their sources. As a result, the apparent dependency between the measured $J_{1,4}$ and CS in Fig. 3b was also influenced by amine concentrations.

Although coagulation scavenging does not affect the detailed equilibrium of reactions, it can have significant impacts on the steady-state cluster concentrations. For instance, the particle formation rate of the CLOUD chamber experiments deviates from the measured and simulated formation rates in urban Beijing. This indicates that although the H_2SO_4 concentration in these chamber studies was in the typical ambient range, these results from chamber experiments are not directly applicable to represent the real atmospheric conditions in urban Beijing due to the difference in coagulation scavenging rates characterized by CS. The median CS in urban Beijing during the NPF events in this field measurement was $\sim 0.017 \text{ s}^{-1}$, which is nearly an order of magnitude higher than the total loss rates in the chamber studies (Kürten et al., 2014; Kürten et al., 2018; Hanson et al., 2017). Hence, the curve for the CLOUD chamber experiments in Fig. 3 deviates from the measured data in urban Beijing.

235 The power of particle formation rate to H_2SO_4 monomer concentration, $[(\text{H}_2\text{SO}_4)_{1,\text{tot}}]^p$ is consistent with the argument that coagulation scavenging is a limiting factor for NPF in the polluted environment. It can be proven that under the CS-controlled regime, the power of the formation rate of $(\text{H}_2\text{SO}_4)_4(\text{amine})_4$ to H_2SO_4 concentration, p , is ~ 4.0 rather than 2.0 (Fig. S7), which is consistent with the measured p in urban Beijing (Fig. 3a). In the perspective of conventional kinetic nucleation theory, the critical step of nucleation is the formation of H_2SO_4 dimer clusters. Accordingly, the p -value is expected to be 2.0 (Kuang et al., 2008). This power dependency was also used to prove that there was no significant evaporation of $(\text{H}_2\text{SO}_4)_n(\text{amine})_n$ for $n > 2$ in a previous CLOUD chamber study (Kürten et al., 2014). However, this theorem is valid only when the external cluster losses are negligible (Ehrhart and Curtius, 2013; Kupiainen-Määttä et al., 2014; Elm et al., 2020), whereas in the presence of a high aerosol concentration, the loss rates of H_2SO_4 -amine clusters are usually an order of magnitude higher than their growth rates into large clusters. As a result, the cluster concentrations maintain a pseudo-steady state and their growth fluxes into the next larger clusters are proportional to, rather than independent of, H_2SO_4 concentration (as detailed in the SI).

4.3 The influence of amine concentrations

In addition to coagulation scavenging, the low effective amine concentration is another limiting factor for NPF in urban Beijing. During the measurement period in urban Beijing, the median C_2 -amine concentrations for the daytime NPF period and all the observation periods were 1.8 and 2.7 ppt, respectively. Meanwhile, measured H_2SO_4 dimer concentration and particle formation rate in urban Beijing were lower than the amine-saturation limit (Figs. 1 and 3). Amine-saturation means that further increasing the amine concentrations does not significantly enhance the nucleation rate. In contrast, under unsaturated amine concentrations, with respect to the formation of H_2SO_4 -amine clusters, they are not stable against evaporation. The measured H_2SO_4 dimer concentration and particle formation rate indicate a moderate evaporation rate of H_2SO_4 -amine clusters because they were close to but lower than their corresponding amine-saturation limits. This unsaturated particle formation rate with a low effective amine concentration is consistent with the saturation concentration of amines (~ 5 -20 ppt) reported in previous chamber experiments (Almeida et al., 2013; Jen et al., 2014).

In addition, the dependency of the measured particle formation rate on amine concentrations in Fig. 3a provides support for the view that unsaturated H₂SO₄-amine nucleation occurs in urban Beijing. Note that the apparent correlation between the effective amine concentration and CS was minimized in Fig. 3a by scaling the measured $J_{1.4}$ with respect to CS. In contrast, the apparent negative correlation between the measured $J_{1.4}$ and the effective amine concentration in Fig. 3b is governed by the positive correlation between the effective amine concentration and CS in urban Beijing. For the same reason, a negative correlation between NPF and amine concentrations was also reported in central Germany (Kürten et al., 2016).

In the above analysis, DMA is thought to be a major base that stabilizes H₂SO₄-amine clusters and TMA may also contribute. Other bases, e.g., monomethylamine and NH₃, were measured but are not included in our analysis due to their relatively weak bond to H₂SO₄ molecules. Although NH₃ concentrations are high (with a median value of 789 ppt during the observed NPF in this study), theoretically NH₃ cannot be the major base to stabilize H₂SO₄ in urban Beijing due to the high evaporation rate of the NH₄HSO₄ molecule (Ortega et al., 2012; Jen et al., 2014; Olenius et al., 2017). However, these relatively weak bases may contribute to the particle growth and their synergistic effects and base substitutions have been reported in previous studies (Kupiainen et al., 2012; Glasoe et al., 2015; Myllys et al., 2019). C₁- and C₄-amines stabilized neutral H₂SO₄ trimers are detected during NPF events in this study, as shown in Fig. S4a. Despite these potential contributions, the formation of large clusters until (H₂SO₄)₄(amine)₄ and ~1.4 nm particles (in electrical mobility diameter) in urban Beijing can be quantitatively explained by the kinetic model (Figs. 1, 2, 3, and S5). Some other compounds in addition to amines, such as diamines (Jen et al., 2016) and guanidine (Myllys et al., 2019), are also reported to be possible bases to stabilize H₂SO₄ clusters; however, they were not observed during this measurement.

4.4 The synergistic influences of H₂SO₄, coagulation scavenging, and amine concentrations

Summarizing the synergistic effect of H₂SO₄ monomer concentration, CS, and the effective amine concentration, the governing factors for H₂SO₄-amine nucleation at different regimes are illustrated in Fig. 4. The horizontal coordinate is equal to $0.5\beta_{11} \cdot [(H_2SO_4)_{1,tot}]/CS$, where β_{11} is the collision coefficient of two (H₂SO₄)₁(amine)₁ clusters. It characterizes the ratio of the condensational growth rate ($\beta_{11} \cdot [(H_2SO_4)_{1,tot}]$) of a molecule or cluster to its loss rate (CS). The vertical coordinate is equal to $\beta_{AB}[amine]/(CS+\gamma)$, where β_{AB} is the collision coefficient of an H₂SO₄ molecule and an amine molecule and γ is the evaporation rate of (H₂SO₄)₁(amine)₁. As indicated by this formula, this vertical coordinate is linearly proportional to the effective amine concentration. $J_{1.4}$ was estimated using the proposed model and it is normalized by dividing it by its collision limit (J_c) at the same H₂SO₄ monomer concentration. The collision limit refers to the collision rate of two H₂SO₄ monomers, which is theoretically the maximum steady-state particle formation rate. The effective amine concentration is assumed to be independent of [(H₂SO₄)_{1,tot}], i.e., it is assumed that the formation of (H₂SO₄)₁(amine)₁ does not cause a change in amine concentrations. It should be clarified that due to evaporation and the minor reaction pathways, the normalized particle formation rate is governed but not only determined by the normalized sulfuric and amine concentrations. Hence, the background color map shown in this figure is illustrative rather than quantitative.

According to the region of measured data in Fig. 4, particle formation rate is sensitive to both CS and amine concentrations in the real atmosphere of urban Beijing and Nanjing, whereas it is insensitive to amine concentrations in most of the experimental conditions in the CLOUD studies (Almeida et al., 2013; Kürten et al., 2014). A high C₂-amine concentration was reported for Shanghai (40 ± 12 ppt, Yao et al., 2016) and therefore the effective amine concentration in Fig. 4 locates in a similar range to that in the CLOUD experiments. In the upper right corner of Fig. 4, both the sulfuric and amine concentrations are sufficiently high so that the steady-state cluster and particle formation rates are governed by the collision rate of two H₂SO₄ monomers. At the upper left corner, nucleation is controlled by CS because the concentrations of clusters and particles are governed by both their formation and loss rates (see Eqs. S22 – S28 in the SI). In this CS-controlled regime, increasing the effective amine concentration in a narrow range does not significantly increase the formation rate because the effective amine concentration is sufficient with respect to the evaporation of H₂SO₄-amine clusters and the formation rate is close to its amine-saturation limit. At the lower right corner, the formation and growth of H₂SO₄-amine clusters are not limited by their coagulation losses. However, due to the low effective amine concentration, considerable evaporation of H₂SO₄-amine clusters limits the formation rate of new particles.

5 Conclusions

The predominating mechanism initiating NPF in urban Beijing is illustrated. Compared to previous studies that investigated H₂SO₄-amine nucleation under high amine concentrations in laboratories (Almeida et al., 2013; Jen et al., 2014; Kürten et al., 2014) and reported it to be a governing mechanism in Shanghai (Yao et al., 2018), we further show the governing roles of H₂SO₄, amines, and the coagulation scavenging effect at the molecular level based on the long-term ambient atmospheric measurements in urban Beijing. Comparing the measured particle formation rate and cluster concentrations with those simulated using a kinetic model, we demonstrated and quantified the influences of H₂SO₄ concentration, amine concentration and coagulation scavenging on new formation rate in urban Beijing. The formation and growth of H₂SO₄-amine clusters under the strong coagulation scavenging effect is shown to be a major pathway for cluster growth up to ~1.4 nm particles (in electrical mobility diameter). Both theoretical analysis and measured data support that differently from previous chamber studies (Kürten et al., 2014; Almeida et al., 2013) and atmospheric measurements (Yao et al., 2018), the typical amine concentrations measured in this study are sometimes insufficient to bound with nearly all the H₂SO₄ monomers into H₂SO₄-amine clusters. The sensitivity of NPF to amine concentrations also indicates that the contributions of NPF to the aerosol number and surface concentrations will decrease if atmospheric amine concentrations are reduced. Due to the correlated variables and measurement uncertainties in atmospheric measurements, the quantitative influences of various amines, water vapor, and coagulation sink on NPF need further verifications from experiments in chambers or other controlled systems. For future chamber studies, we recommend that the gaseous precursors and condensation sink should be at their typical ambient levels, as their values not only affect particle formation rate, but also the detailed nucleation kinetics.

Author contributions. R.C. and J.J. designed the research and wrote the paper with inputs from other co-authors; C.Y., F.B., Y. Liu, L.W., J.Z., M.K., and J.J. contributed to designing measurement station; R.C., C.Y., D.Y., R.Y., Y. Lu, C.D., Y. F., J.R., X.L., Q.Z., and J. Kangasluoma contributed to data collection; R.C., C.Y., D.Y., R.Y., and J.J. analyzed data with the help from Y.Lu, C.D., Y.F., J.R., X.L., J. Kontkanen, Q.Z., J. Kangasluoma, Y.M., J.H., D.R.W., F.B., P.P., V.-M.M., Y. Liu, 325 L.W., J.Z., and M.K.

Code availability. The Julia code for the kinetic model is available upon request.

Data availability: *The data that support the findings of this study are available from the corresponding author upon request.*

Competing interests. The authors declare that they have no conflict of interest.

Acknowledgment. The work is supported by the National Key R&D Program of China (2017YFC0209503 & 330 2017YFC0209505), the National Science Foundation of China (21876094, 41730106, and 91644213), Academy of Finland via Center of Excellence in Atmospheric Sciences (project no. 272041, 316114, and 315203), Academy of Finland (project no. 332547), the Doctoral Programme in Atmospheric Sciences at the University of Helsinki, and European Research Council via ATM-GTP 266 (742206).

- Almeida, J., Schobesberger, S., Kurten, A., Ortega, I. K., Kupiainen-Maatta, O., Praplan, A. P., Adamov, A., Amorim, A., Bianchi, F., Breitenlechner, M., David, A., Dommen, J., Donahue, N. M., Downard, A., Dunne, E., Duplissy, J., Ehrhart, S., Flagan, R. C., Franchin, A., Guida, R., Hakala, J., Hansel, A., Heinritzi, M., Henschel, H., Jokinen, T., Junninen, H., Kajos, M., Kangasluoma, J., Keskinen, H., Kupe, A., Kurten, T., Kvashin, A. N., Laaksonen, A., Lehtipalo, K., Leiminger, M., Leppa, J., Loukonen, V., Makhmutov, V., Mathot, S., McGrath, M. J., Nieminen, T., Olenius, T., Onnela, A., Petaja, T., Riccobono, F., Riipinen, I., Rissanen, M., Rondo, L., Ruuskanen, T., Santos, F. D., Sarnela, N., Schallhart, S., Schnitzhofer, R., Seinfeld, J. H., Simon, M., Sipila, M., Stozhkov, Y., Stratmann, F., Tome, A., Trostl, J., Tsagkogeorgas, G., Vaattovaara, P., Viisanen, Y., Virtanen, A., Vrtala, A., Wagner, P. E., Weingartner, E., Wex, H., Williamson, C., Wimmer, D., Ye, P., Yli-Juuti, T., Carslaw, K. S., Kulmala, M., Curtius, J., Baltensperger, U., Worsnop, D. R., Vehkamäki, H., and Kirkby, J.: Molecular understanding of sulphuric acid-amine particle nucleation in the atmosphere, *Nature*, 502, 359-363, 10.1038/nature12663, 2013.
- Bianchi, F., Tröstl, J., Junninen, H., Frege, C., Henne, S., Hoyle, C. R., Molteni, U., Herrmann, E., Adamov, A., Bukowiecki, N., Chen, X., Duplissy, J., Gysel, M., Hutterli, M., Kangasluoma, J., Kontkanen, J., Kürten, A., Manninen, H. E., Münch, S., Peräkylä, O., Petäjä, T., Rondo, L., Williamson, C., Weingartner, E., Curtius, J., Worsnop, D. R., Kulmala, M., Dommen, J., and Baltensperger, U.: New particle formation in the free troposphere: A question of chemistry and timing, *Science*, 352, 1109-1112, 10.1126/science.aad5456, 2016.
- Cai, R., Chen, D.-R., Hao, J., and Jiang, J.: A miniature cylindrical differential mobility analyzer for sub-3 nm particle sizing, *Journal of Aerosol Science*, 106, 111-119, 10.1016/j.jaerosci.2017.01.004, 2017a.
- Cai, R., and Jiang, J.: A new balance formula to estimate new particle formation rate: reevaluating the effect of coagulation scavenging, *Atmospheric Chemistry and Physics*, 17, 12659-12675, 10.5194/acp-17-12659-2017, 2017.
- Cai, R., Yang, D., Fu, Y., Wang, X., Li, X., Ma, Y., Hao, J., Zheng, J., and Jiang, J.: Aerosol surface area concentration: a governing factor in new particle formation in Beijing, *Atmospheric Chemistry and Physics*, 17, 12327-12340, 10.5194/acp-17-12327-2017, 2017b.
- Chen, M., Titcombe, M., Jiang, J., Jen, C., Kuang, C., Fischer, M. L., Eisele, F. L., Siepmann, J. I., Hanson, D. R., Zhao, J., and McMurry, P. H.: Acid-base chemical reaction model for nucleation rates in the polluted atmospheric boundary layer, *Proceedings of the National Academy of Sciences of the United States of America*, 109, 18713-18718, 10.1073/pnas.1210285109, 2012.
- Deng, C., Cai, R., Yan, C., Zheng, J., and Jiang, J.: Formation and growth of sub-3 nm particles in megacities: impacts of background aerosols, *Faraday Discussions*, 10.1039/d0fd00083c, 2020a.
- Deng, C., Fu, Y., Dada, L., Yan, C., Cai, R., Yang, D., Zhou, Y., Yin, R., Lu, Y., Li, X., Qiao, X., Fan, X., Nie, W., Kontkanen, J., Kangasluoma, J., Chu, B., Ding, A., Kerminen, V., Paasonen, P., Worsnop, R. D., Bianchi, F., Liu, Y., Zheng, J., Wang, L., Kulmala, M., and Jiang, J.: Seasonal characteristics of new particle formation and growth in urban Beijing, *Environmental Science and Technology*, 54, 8547-8557, 10.1021/acs.est.0c00808, 2020b.
- Dunne, E. M., Gordon, H., Kürten, A., Almeida, J., Duplissy, J., Williamson, C., Ortega, I. K., Pringle, K., Adamov, A., Baltensperger, U., Barmet, P., Benduhn, F., Bianchi, F., Breitenlechner, M., Clarke, A., Curtius, J., Dommen, J., Donahue, N. M., Ehrhart, S., Flagan, R. C., Franchin, A., Guida, R., Hakala, J., Hansel, A., Heinritzi, M., Jokinen, T., Kangasluoma, J., Kirkby, J., Kulmala, M., Kupc, A., Lawler, M. J., Lehtipalo, K., Makhmutov, V., Mann, G., Mathot, S., Merikanto, J., Miettinen, P., Nenes, A., Onnela, A., Rap, A., Reddington, C. L. S., Riccobono, F., Richards, N. A. D., Rissanen, M. P., Rondo, L., Sarnela, N., Schobesberger, S., Sengupta, K., Simon, M., Sipilä, M., Smith, J. N., Stozhkov, Y., Tomé, A., Tröstl, J., Wagner, P. E., Wimmer, D., Winkler, P. M., Worsnop, D. R., and Carslaw, K. S.: Global atmospheric particle formation from CERN CLOUD measurements, *Science*, 354, 1119-1124, 10.1126/science.aaf2649, 2016.
- Ehrhart, S., and Curtius, J.: Influence of aerosol lifetime on the interpretation of nucleation experiments with respect to the first nucleation theorem, *Atmospheric Chemistry and Physics*, 13, 11465-11471, 10.5194/acp-13-11465-2013, 2013.
- Elm, J., Kubečka, J., Besel, V., Jääskeläinen, M. J., Halonen, R., Kurtén, T., and Vehkamäki, H.: Modeling the formation and growth of atmospheric molecular clusters: A review, *Journal of Aerosol Science*, 149, 10.1016/j.jaerosci.2020.105621, 2020.
- Erupe, M. E., Viggiano, A. A., and Lee, S. H.: The effect of trimethylamine on atmospheric nucleation involving H₂SO₄, *Atmospheric Chemistry and Physics*, 11, 4767-4775, 10.5194/acp-11-4767-2011, 2011.
- Fu, Y., Xue, M., Cai, R., Kangasluoma, J., and Jiang, J.: Theoretical and experimental analysis of the core sampling method: Reducing diffusional losses in aerosol sampling line, *Aerosol Science and Technology*, 53, 793-801, 10.1080/02786826.2019.1608354, 2019.
- Glasoe, W. A., Volz, K., Panta, B., Freshour, N., Bachman, R., Hanson, D. R., McMurry, P. H., and Jen, C.: Sulfuric acid nucleation: An experimental study of the effect of seven bases, *Journal of Geophysical Research: Atmospheres*, 120, 1933-1950, 10.1002/2014jd022730, 2015.
- Gordon, H., Kirkby, J., Baltensperger, U., Bianchi, F., Breitenlechner, M., Curtius, J., Dias, A., Dommen, J., Donahue, N. M., Dunne, E. M., Duplissy, J., Ehrhart, S., Flagan, R. C., Frege, C., Fuchs, C., Hansel, A., Hoyle, C. R., Kulmala, M., Kürten, A., Lehtipalo, K., Makhmutov, V., Molteni, U., Rissanen, M. P., Stozhkov, Y., Tröstl, J., Tsagkogeorgas, G., Wagner, R., Williamson, C., Wimmer, D., Winkler, P. M., Yan, C., and Carslaw, K. S.: Causes and importance of new particle formation in the present-day and preindustrial atmospheres, *Journal of Geophysical Research: Atmospheres*, 122, 8739-8760, 10.1002/2017jd026844, 2017.

- Hanson, D. R., Bier, I., Panta, B., Jen, C. N., and McMurry, P. H.: Computational Fluid Dynamics Studies of a Flow Reactor: Free Energies of Clusters of Sulfuric Acid with NH₃ or Dimethyl Amine, *J Phys Chem A*, 121, 3976-3990, 10.1021/acs.jpca.7b00252, 2017.
- Heinritzi, M., Simon, M., Steiner, G., Wagner, A. C., Kürten, A., Hansel, A., and Curtius, J.: Characterization of the mass-dependent transmission efficiency of a CIMS, *Atmospheric Measurement Techniques*, 9, 1449-1460, 10.5194/amt-9-1449-2016, 2016.
- Iida, K., Stolzenburg, M. R., McMurry, P. H., and Smith, J. N.: Estimating nanoparticle growth rates from size-dependent charged fractions: Analysis of new particle formation events in Mexico City, *Journal of Geophysical Research: Atmospheres*, 113, D05207, 10.1029/2007jd009260, 2008.
- Jen, C. N., McMurry, P. H., and Hanson, D. R.: Stabilization of sulfuric acid dimers by ammonia, methylamine, dimethylamine, and trimethylamine, *Journal of Geophysical Research: Atmospheres*, 119, 7502-7514, 10.1002/2014jd021592, 2014.
- Jen, C. N., Hanson, D. R., and McMurry, P. H.: Toward Reconciling Measurements of Atmospherically Relevant Clusters by Chemical Ionization Mass Spectrometry and Mobility Classification/Vapor Condensation, *Aerosol Science and Technology*, 49, i-iii, 10.1080/02786826.2014.1002602, 2015.
- Jen, C. N., Bachman, R., Zhao, J., McMurry, P. H., and Hanson, D. R.: Diamine-sulfuric acid reactions are a potent source of new particle formation, *Geophysical Research Letters*, 43, 867-873, 10.1002/2015gl066958, 2016.
- Jiang, J., Chen, M., Kuang, C., Attoui, M., and McMurry, P. H.: Electrical Mobility Spectrometer Using a Diethylene Glycol Condensation Particle Counter for Measurement of Aerosol Size Distributions Down to 1 nm, *Aerosol Science and Technology*, 45, 510-521, 10.1080/02786826.2010.547538, 2011.
- Jokinen, T., Sipilä, M., Junninen, H., Ehn, M., Lönn, G., Hakala, J., Petäjä, T., Mauldin, R. L., Kulmala, M., and Worsnop, D. R.: Atmospheric sulphuric acid and neutral cluster measurements using CI-API-TOF, *Atmospheric Chemistry and Physics*, 12, 4117-4125, 10.5194/acp-12-4117-2012, 2012.
- Jokinen, T., Sipilä, M., Kontkanen, J., Vakkari, V., Tisler, P., Duplissy, E.-M., Junninen, H., Kangasluoma, J., Manninen, H. E., Petäjä, T., Kulmala, M., Worsnop, D. R., Kirkby, J., Virkkula, A., and Kerminen, V.-M.: Ion-induced sulfuric acid-ammonia nucleation drives particle formation in coastal Antarctica, *Science Advances*, 4, eaat9744, 10.1126/sciadv.aat9744 2018.
- Junninen, H., Ehn, M., Petäjä, T., Luosujärvi, L., Kotiaho, T., Kostianen, R., Rohner, U., Gonin, M., Fuhrer, K., Kulmala, M., and Worsnop, D. R.: A high-resolution mass spectrometer to measure atmospheric ion composition, *Atmospheric Measurement Techniques*, 3, 1039-1053, 10.5194/amt-3-1039-2010, 2010.
- Kangasluoma, J., Cai, R., Jiang, J., Deng, C., Stolzenburg, D., Ahonen, L. R., Chan, T., Fu, Y., Kim, C., Laurila, T. M., Zhou, Y., Dada, L., Sulo, J., Flagan, R. C., Kulmala, M., Petäjä, T., and Lehtinen, K.: Overview of measurements and current instrumentation for 1-10 nm aerosol particle number size distributions, *Journal of Aerosol Science*, 148, 105584, 10.1016/j.jaerosci.2020.105584, 2020.
- Kerminen, V.-M., Chen, X., Vakkari, V., Petäjä, T., Kulmala, M., and Bianchi, F.: Atmospheric new particle formation and growth: review of field observations, *Environmental Research Letters*, 13, 10.1088/1748-9326/aadf3c, 2018.
- Kirkby, J., Curtius, J., Almeida, J., Dunne, E., Duplissy, J., Ehrhart, S., Franchin, A., Gagne, S., Ickes, L., Kurten, A., Kupc, A., Metzger, A., Riccobono, F., Rondo, L., Schobesberger, S., Tsagkogeorgas, G., Wimmer, D., Amorim, A., Bianchi, F., Breitenlechner, M., David, A., Dommen, J., Downard, A., Ehn, M., Flagan, R. C., Haider, S., Hansel, A., Hauser, D., Jud, W., Junninen, H., Kreissl, F., Kvashin, A., Laaksonen, A., Lehtipalo, K., Lima, J., Lovejoy, E. R., Makhmutov, V., Mathot, S., Mikkilä, J., Minginette, P., Mogo, S., Nieminen, T., Onnela, A., Pereira, P., Petaja, T., Schnitzhofer, R., Seinfeld, J. H., Sipilä, M., Stozhkov, Y., Stratmann, F., Tome, A., Vanhanen, J., Viisanen, Y., Vrtala, A., Wagner, P. E., Walther, H., Weingartner, E., Wex, H., Winkler, P. M., Carslaw, K. S., Worsnop, D. R., Baltensperger, U., and Kulmala, M.: Role of sulphuric acid, ammonia and galactic cosmic rays in atmospheric aerosol nucleation, *Nature*, 476, 429-433, 10.1038/nature10343, 2011.
- Ku, B. K., and de la Mora, J. F.: Relation between Electrical Mobility, Mass, and Size for Nanodrops 1–6.5 nm in Diameter in Air, *Aerosol Science and Technology*, 43, 241-249, 10.1080/02786820802590510, 2009.
- Kuang, C., McMurry, P. H., McCormick, A. V., and Eisele, F. L.: Dependence of nucleation rates on sulfuric acid vapor concentration in diverse atmospheric locations, *Journal of Geophysical Research*, 113, D10209, 10.1029/2007jd009253, 2008.
- Kuang, C., McMurry, P. H., and McCormick, A. V.: Determination of cloud condensation nuclei production from measured new particle formation events, *Geophysical Research Letters*, 36, L09822, 10.1029/2009gl037584, 2009.
- Kuang, C., Riipinen, I., Sihto, S. L., Kulmala, M., McCormick, A. V., and McMurry, P. H.: An improved criterion for new particle formation in diverse atmospheric environments, *Atmospheric Chemistry and Physics*, 10, 8469-8480, 10.5194/acp-10-8469-2010, 2010.
- Kulmala, M., Dal Maso, M., Mäkelä, J. M., Pirjola, L., Väkevä, M., Aalto, P., Mikkiläinen, P., Hämeri, K., and O'dowd, C. D.: On the formation, growth and composition of nucleation mode particles, *Tellus*, 53, 479-490, 2001.
- Kulmala, M., Vehkamäki, H., Petäjä, T., Dal Maso, M., Lauri, A., Kerminen, V.-M., Birmili, W., and McMurry, P. H.: Formation and growth rates of ultrafine atmospheric particles: a review of observations, *Journal of Aerosol Science*, 35, 143-176, 10.1016/j.jaerosci.2003.10.003, 2004.
- Kulmala, M., Kerminen, V. M., Petaja, T., Ding, A. J., and Wang, L.: Atmospheric gas-to-particle conversion: why NPF events are observed in megacities?, *Faraday Discuss*, 200, 271-288, 10.1039/c6fd00257a, 2017.

- Kupiainen-Määttä, O., Olenius, T., Korhonen, H., Malila, J., Dal Maso, M., Lehtinen, K., and Vehkamäki, H.: Critical cluster size cannot in practice be determined by slope analysis in atmospherically relevant applications, *Journal of Aerosol Science*, 77, 127-144, 10.1016/j.jaerosci.2014.07.005, 2014.
- 445 Kupiainen, O., Ortega, I. K., Kurtén, T., and Vehkamäki, H.: Amine substitution into sulfuric acid-ammonia clusters, *Atmospheric Chemistry and Physics*, 12, 3591-3599, 10.5194/acp-12-3591-2012, 2012.
- Kürten, A., Jokinen, T., Simon, M., Sipilä, M., Sarnela, N., Junninen, H., Adamov, A., Almeida, J., Amorim, A., Bianchi, F., Breitenlechner, M., Dommen, J., Donahue, N. M., Duplissy, J., Ehrhart, S., Flagan, R. C., Franchin, A., Hakala, J., Hansel, A., Heinritzi, M., Hutterli, M., Kangasluoma, J., Kirkby, J., Laaksonen, A., Lehtipalo, K., Leiminger, M., Makhmutov, V., Mathot, S., Onnela, A., Petaja, T., Praplan, A. P., Riccobono, F., Rissanen, M. P., Rondo, L., Schobesberger, S., Seinfeld, J. H., Steiner, G., Tome, A., Trostl, J., Winkler, P. M., Williamson, C., Wimmer, D., Ye, P., Baltensperger, U., Carslaw, K. S., Kulmala, M., Worsnop, D. R., and Curtius, J.: Neutral molecular cluster formation of sulfuric acid-dimethylamine observed in real time under atmospheric conditions, *Proceedings of the National Academy of Sciences of the United States of America*, 111, 15019-15024, 10.1073/pnas.1404853111, 2014.
- 450 Kürten, A., Bergen, A., Heinritzi, M., Leiminger, M., Lorenz, V., Piel, F., Simon, M., Sitals, R., Wagner, A. C., and Curtius, J.: Observation of new particle formation and measurement of sulfuric acid, ammonia, amines and highly oxidized organic molecules at a rural site in central Germany, *Atmospheric Chemistry and Physics*, 16, 12793-12813, 10.5194/acp-16-12793-2016, 2016.
- Kürten, A., Li, C., Bianchi, F., Curtius, J., Dias, A., Donahue, N. M., Duplissy, J., Flagan, R. C., Hakala, J., Jokinen, T., Kirkby, J., Kulmala, M., Laaksonen, A., Lehtipalo, K., Makhmutov, V., Onnela, A., Rissanen, M. P., Simon, M., Sipilä, M., Stozhkov, Y., Tröstl, J., Ye, P., and McMurry, P. H.: New particle formation in the sulfuric acid-dimethylamine-water system: reevaluation of CLOUD chamber measurements and comparison to an aerosol nucleation and growth model, *Atmospheric Chemistry and Physics*, 18, 845-863, 10.5194/acp-18-845-2018, 2018.
- 460 Kürten, A., Rondo, L., Ehrhart, S., and Curtius, J.: Calibration of a chemical ionization mass spectrometer for the measurement of gaseous sulfuric acid, *J Phys Chem A*, 116, 6375-6386, 10.1021/jp212123n, 2012.
- 465 Larriba, C., Hogan, C. J., Attoui, M., Borrajo, R., Garcia, J. F., and de la Mora, J. F.: The Mobility-Volume Relationship below 3.0 nm Examined by Tandem Mobility-Mass Measurement, *Aerosol Science and Technology*, 45, 453-467, 10.1080/02786826.2010.546820, 2011.
- Lee, S.-H., Gordon, H., Yu, H., Lehtipalo, K., Haley, R., Li, Y., and Zhang, R.: New Particle Formation in the Atmosphere: From Molecular Clusters to Global Climate, *Journal of Geophysical Research: Atmospheres*, 124, 7098-7146, 10.1029/2018jd029356, 2019.
- 470 Liu, J., Jiang, J., Zhang, Q., Deng, J., and Hao, J.: A spectrometer for measuring particle size distributions in the range of 3 nm to 10 μ m, *Frontiers of Environmental Science & Engineering*, 10, 63-72, 10.1007/s11783-014-0754-x, 2016.
- McGrath, M. J., Olenius, T., Ortega, I. K., Loukonen, V., Paasonen, P., Kurtén, T., Kulmala, M., and Vehkamäki, H.: Atmospheric Cluster Dynamics Code: a flexible method for solution of the birth-death equations, *Atmospheric Chemistry and Physics*, 12, 2345-2355, 10.5194/acp-12-2345-2012, 2012.
- 475 McMurry, P. H., Fink, M., Sakurai, H., Stolzenburg, M. R., Mauldin, R. L., Smith, J., Eisele, F., Moore, K., Sjostedt, S., Tanner, D., Huey, L. G., Nowak, J. B., Edgerton, E., and Voisin, D.: A criterion for new particle formation in the sulfur-rich Atlanta atmosphere, *Journal of Geophysical Research*, 110, D22S02, 10.1029/2005jd005901, 2005.
- Myllys, N., Kubečka, J., Besel, V., Alfaouri, D., Olenius, T., Smith, J. N., and Passananti, M.: Role of base strength, cluster structure and charge in sulfuric-acid-driven particle formation, *Atmospheric Chemistry and Physics*, 19, 9753-9768, 10.5194/acp-19-9753-2019, 2019.
- 480 Olenius, T., Halonen, R., Kurtén, T., Henschel, H., Kupiainen-Määttä, O., Ortega, I. K., Jen, C. N., Vehkamäki, H., and Riipinen, I.: New particle formation from sulfuric acid and amines: Comparison of monomethylamine, dimethylamine, and trimethylamine, *Journal of Geophysical Research: Atmospheres*, 122, 7103-7118, 10.1002/2017jd026501, 2017.
- Ortega, I. K., Kupiainen, O., Kurtén, T., Olenius, T., Wilkman, O., McGrath, M. J., Loukonen, V., and Vehkamäki, H.: From quantum chemical formation free energies to evaporation rates, *Atmospheric Chemistry and Physics*, 12, 225-235, 10.5194/acp-12-225-2012, 2012.
- 485 Sipilä, M., Sarnela, N., Jokinen, T., Henschel, H., Junninen, H., Kontkanen, J., Richters, S., Kangasluoma, J., Franchin, A., Peräkylä, O., Rissanen, M. P., Ehn, M., Vehkamäki, H., Kürten, T., Berndt, T., Petäjä, T., Worsnop, D., Ceburnis, D., Kerminen, V. M., Kulmala, M., and O'Dowd, C.: Molecular-scale evidence of aerosol particle formation via sequential addition of HIO₃, *Nature*, 537, 532-534, 10.1038/nature19314, 2016.
- 490 Thomas, J. M., He, S., Larriba-Andaluz, C., DePalma, J. W., Johnston, M. V., and Hogan, C. J., Jr.: Ion mobility spectrometry-mass spectrometry examination of the structures, stabilities, and extents of hydration of dimethylamine-sulfuric acid clusters, *Physical Chemistry Chemical Physics*, 18, 22962-22972, 10.1039/c6cp03432b, 2016.
- Wang, Z. B., Hu, M., Pei, X. Y., Zhang, R. Y., Paasonen, P., Zheng, J., Yue, D. L., Wu, Z. J., Boy, M., and Wiedensohler, A.: Connection of organics to atmospheric new particle formation and growth at an urban site of Beijing, *Atmospheric Environment*, 103, 7-17, 10.1016/j.atmosenv.2014.11.069, 2015.
- 495 Wiedensohler, A., Birmili, W., Nowak, A., Sonntag, A., Weinhold, K., Merkel, M., Wehner, B., Tuch, T., Pfeifer, S., Fiebig, M., Fjårrå, A. M., Asmi, E., Sellegri, K., Depuy, R., Venzac, H., Villani, P., Laj, P., Aalto, P., Ogren, J. A., Swietlicki, E., Williams, P., Roldin, P.,

- Quincey, P., Hüglin, C., Fierz-Schmidhauser, R., Gysel, M., Weingartner, E., Riccobono, F., Santos, S., Gruning, C., Faloon, K.,
 500 Beddows, D., Harrison, R., Monahan, C., Jennings, S. G., O'Dowd, C. D., Marinoni, A., Horn, H. G., Keck, L., Jiang, J., Scheckman,
 J., McMurry, P. H., Deng, Z., Zhao, C. S., Moerman, M., Henzing, B., de Leeuw, G., Löschau, G., and Bastian, S.: Mobility particle
 size spectrometers: harmonization of technical standards and data structure to facilitate high quality long-term observations of
 atmospheric particle number size distributions, *Atmospheric Measurement Techniques*, 5, 657-685, 10.5194/amt-5-657-2012, 2012.
- Wu, Z., Hu, M., Liu, S., Wehner, B., Bauer, S., Maßling, A., Wiedensohler, A., Petäjä, T., Dal Maso, M., and Kulmala, M.: New particle
 505 formation in Beijing, China: Statistical analysis of a 1-year data set, *Journal of Geophysical Research*, 112, D09209,
 10.1029/2006jd007406, 2007.
- Xie, H. B., Elm, J., Halonen, R., Myllys, N., Kurten, T., Kulmala, M., and Vehkamäki, H.: Atmospheric Fate of Monoethanolamine:
 Enhancing New Particle Formation of Sulfuric Acid as an Important Removal Process, *Environ Sci Technol*, 51, 8422-8431,
 10.1021/acs.est.7b02294, 2017.
- Yao, L., Wang, M.-Y., Wang, X.-K., Liu, Y.-J., Chen, H.-F., Zheng, J., Nie, W., Ding, A.-J., Geng, F.-H., Wang, D.-F., Chen, J.-M., Worsnop,
 510 D. R., and Wang, L.: Detection of atmospheric gaseous amines and amides by a high-resolution time-of-flight chemical ionization mass
 spectrometer with protonated ethanol reagent ions, *Atmospheric Chemistry and Physics*, 16, 14527-14543, 10.5194/acp-16-14527-2016,
 2016.
- Yao, L., Garmash, O., Bianchi, F., Zheng, J., Yan, C., Kontkanen, J., Junninen, H., Mazon, S. B., Ehn, M., Paasonen, P., Sipilä, M., Wang,
 515 M., Wang, X., Xiao, S., Chen, H., Lu, Y., Zhang, B., Wang, D., Fu, Q., Geng, F., Li, L., Wang, H., Qiao, L., Yang, X., Chen, J.,
 Kerminen, V.-M., Petäjä, T., Worsnop, D. R., Kulmala, M., and Wang, L.: Atmospheric new particle formation from sulfuric acid and
 amines in a Chinese megacity, *Science*, 361, 278-281, 10.1126/science.aao4839, 2018.
- Yu, F., Nadykto, A. B., Herb, J., Luo, G., Nazarenko, K. M., and Uvarova, L. A.: H₂SO₄-H₂O-NH₃ ternary ion-mediated nucleation
 (TIMN): kinetic-based model and comparison with CLOUD measurements, *Atmospheric Chemistry and Physics*, 18, 17451-17474,
 520 10.5194/acp-18-17451-2018, 2018.
- Yu, H., McGraw, R., and Lee, S.-H.: Effects of amines on formation of sub-3 nm particles and their subsequent growth, *Geophysical
 Research Letters*, 39, n/a-n/a, 10.1029/2011gl050099, 2012.
- Zapadinsky, E., Passananti, M., Myllys, N., Kurten, T., and Vehkamäki, H.: Modeling on Fragmentation of Clusters inside a Mass
 Spectrometer, *J Phys Chem A*, 123, 611-624, 10.1021/acs.jpca.8b10744, 2019.
- 525 Zhao, J., Smith, J. N., Eisele, F. L., Chen, M., Kuang, C., and McMurry, P. H.: Observation of neutral sulfuric acid-amine containing clusters
 in laboratory and ambient measurements, *Atmospheric Chemistry and Physics*, 11, 10823-10836, 10.5194/acp-11-10823-2011, 2011.
- Zheng, J., Ma, Y., Chen, M., Zhang, Q., Wang, L., Khalizov, A. F., Yao, L., Wang, Z., Wang, X., and Chen, L.: Measurement of atmospheric
 amines and ammonia using the high resolution time-of-flight chemical ionization mass spectrometry, *Atmospheric Environment*, 102,
 249-259, 10.1016/j.atmosenv.2014.12.002, 2015.

530

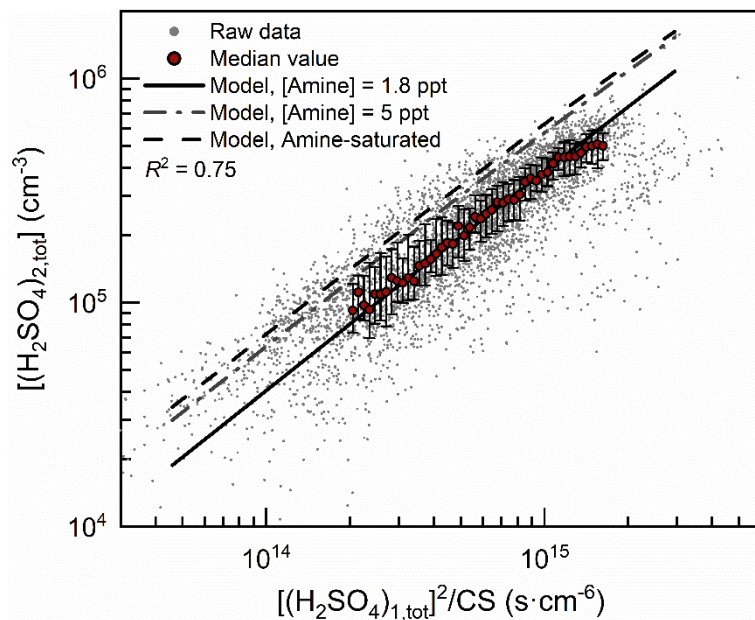


Figure 1: **H₂SO₄ dimer concentration for urban Beijing.** [(H₂SO₄)_{1,tot}] and [(H₂SO₄)_{2,tot}] are the measured H₂SO₄ monomer and dimer concentrations, respectively. The horizontal axis is proportional to the theoretical steady-state H₂SO₄ dimer

535 concentration at given amine concentrations. The measured raw data on NPF days with a temporal resolution of 5 min are shown with small dots. The median values of these dots grouped by the horizontal coordinate are shown with big red markers, and the error bars indicate the lower and upper quartiles. The condensation sink (CS) and temperature for the simulated formation rate are their median values during the observed NPF events, i.e., 0.017 s⁻¹ and 281 K, respectively. The amine-saturated limit (dashed black line) is simulated at an ultra-high DMA concentration (10⁶ ppt) so that the evaporation rate of

540 H₂SO₄-DMA clusters are negligible compared to their formation rates. The R^2 value was calculated using logarithmic values.

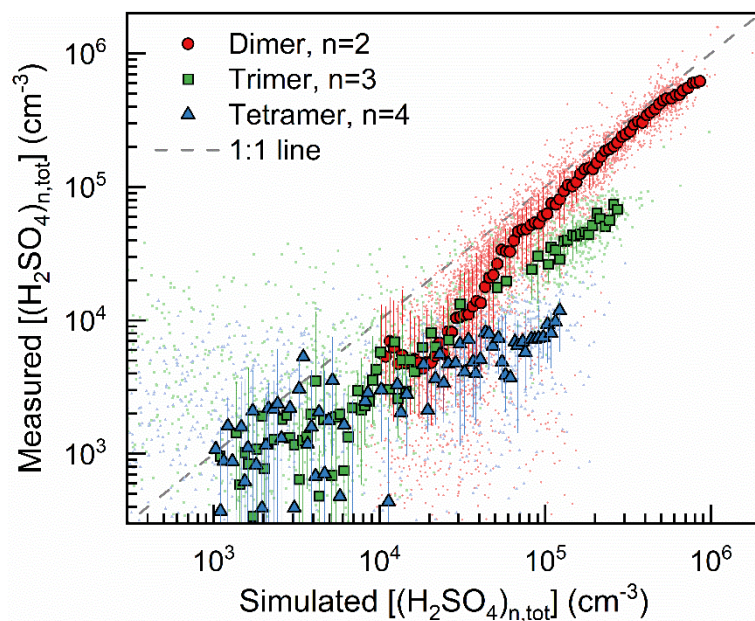


Figure 2: **The measured and simulated H₂SO₄ dimer, trimer, and tetramer concentrations.** The concentrations of clusters containing the same H₂SO₄ molecule number are summed together. The small dots are the raw data on both NPF and non-NPF days with a temporal resolution of 10 min and their median values are shown with big markers. The simulation condition was case-specific for each raw data dot. The error bars indicate the lower and upper quartiles. The uncertainty of instrument detection efficiency contributes to the difference between the measured and simulated values, as explained in the main text.

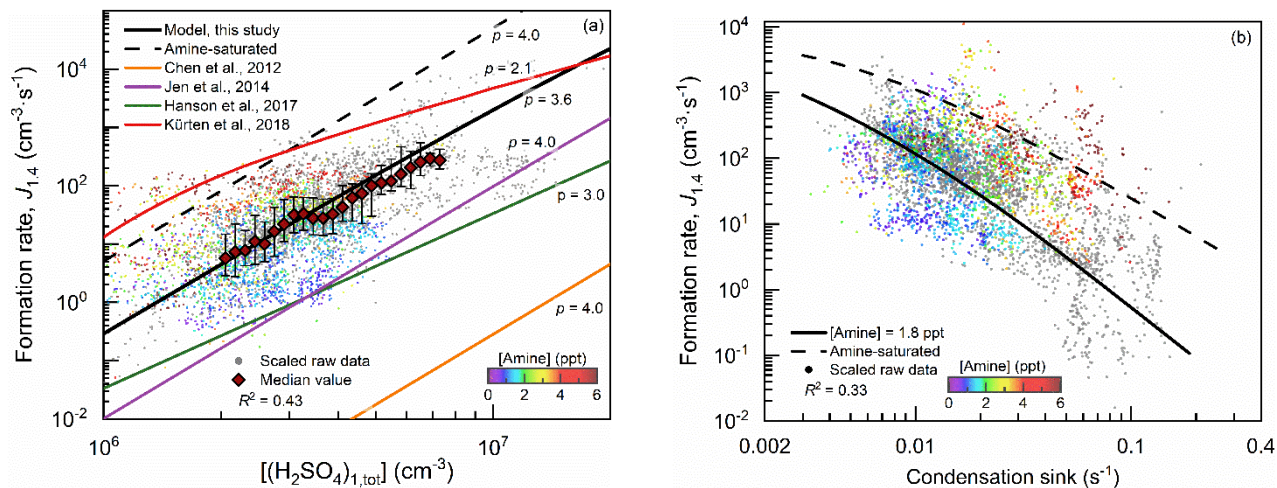
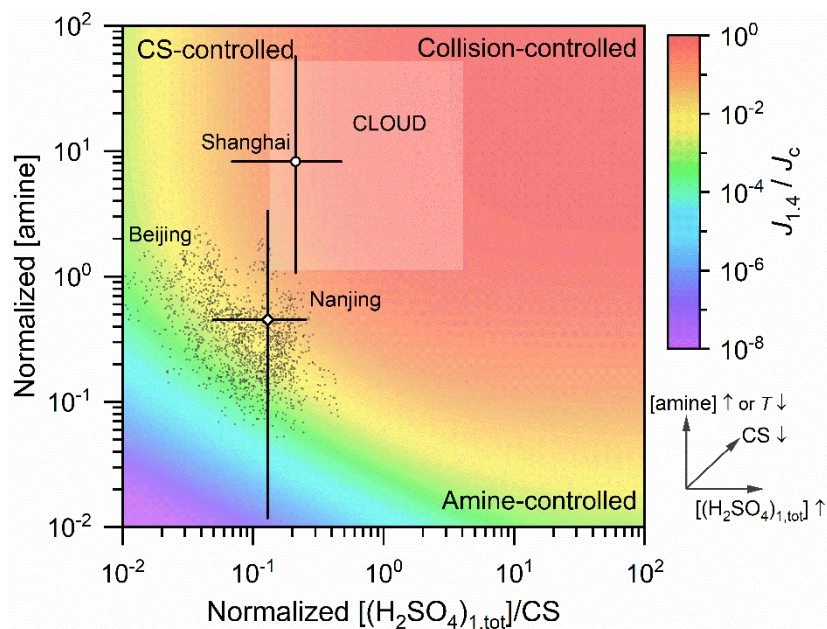


Figure 3: **The measured and simulated particle formation rates ($J_{1,4}$) as a function of (a) H_2SO_4 monomer concentration ($[(\text{H}_2\text{SO}_4)_{1,\text{tot}}]$) and (b) condensation sink (CS).** The measured raw data on NPF days with a temporal resolution of 5 min are shown with small dots and colored by the measured effective amine concentration. When amine concentrations are not available, the corresponding dots are shown in grey. The median values of these dots grouped by the horizontal coordinate in (a) are shown with big red markers, and the error bars indicate the lower and upper quartiles. The measured formation rates shown in (a) and (b) are scaled to the median CS and $[(\text{H}_2\text{SO}_4)_{1,\text{tot}}]$ for the measured NPF events, respectively. The scaling formulae are given in the main text and illustrated in the SI. Note that the simulated formation rates are not scaled. p is the simulated power of $J_{1,4}$ with respect to $[(\text{H}_2\text{SO}_4)_{1,\text{tot}}]$. The R^2 values were calculated using logarithmic values.



560 **Fig. 4. An illustrative figure for the governing factors of H_2SO_4 -amine nucleation in various conditions.** The horizontal and vertical coordinates are the normalized H_2SO_4 and effective amine concentrations, respectively, and the normalizing formulae are given in the main text. The dependencies of horizontal and vertical coordinates on $[(\text{H}_2\text{SO}_4)_{1,\text{tot}}]$, CS, [amine], and temperature (T) are indicated by the arrows. The color indicates the normalized steady-state formation rate of simulated 1.4 nm particles, $J_{1.4}$. J_c is the theoretical formation rate at the collision limit. The dark grey markers are the measured data on NPF days in Beijing with a temporal resolution of 5 min. The semi-transparent square above the colored contour is the estimated range for experimental conditions of the CLOUD studies (Almeida et al., 2013; Kürten et al., 2014): $[(\text{H}_2\text{SO}_4)_{1,\text{tot}}]$ between 5×10^5 and $1.5 \times 10^7 \text{ cm}^{-3}$, [amine] between 3 and 140 ppt, $T = 278 \text{ K}$, and the sum of wall loss and dilution rates (instead of CS) was estimated to be 0.002 s^{-1} . The open markers and error bars indicate the median values and approximate ranges, respectively, of the normalized H_2SO_4 and effective amine concentrations in Shanghai and Nanjing. The Shanghai data was reported by Yao et al. (2016) and Yao et al. (2018). The Nanjing data was reported by Zheng et al. (2015) and Deng et al. (2020b). Note that for Shanghai and Nanjing, the amine concentrations were measured in different campaigns from those for H_2SO_4 and CS and the amine concentrations are the average of all days rather than the new particle formation period only. As a result, there are potential uncertainties in the results for Shanghai and Nanjing.