

Non-target and suspect characterisation of organic contaminants in Arctic air, Part II: Application of a new tool for identification and prioritisation of chemicals of emerging Arctic concern in air

5 Laura Röehler^{1,2}, Martin Schlabach², Peter Haglund³, Knut Breivik^{2,4}, Roland Kallenborn¹ and Pernilla Bohlin-Nizzetto²

¹Faculty of Chemistry, Biotechnology and Food Sciences (KBM), Norwegian University of Life Sciences, Ås, Norway

²Department of Environmental Chemistry, NILU – Norwegian Institute for Air Research, Kjeller, Norway

10 ³Department of Chemistry, University of Umeå, Umeå, Sweden

⁴Department of Chemistry, University of Oslo, Oslo, Norway

Correspondence to: Laura Röehler (laura.roehler@nmbu.no)

Abstract. The Norwegian Arctic possesses an unique environment for the detection of new potential chemicals of emerging Arctic concern (CEACs) due to remoteness, sparse population and the low number of local contamination sources. Hence, a contaminant present in Arctic air is still considered a priority indication for its environmental stability and environmental mobility. Today, legacy persistent organic pollutants (POPs) and related conventional environmental pollutants are already well-studied since their identification as Arctic pollutants in the 1980s. Many of them are implemented and reported in various national and international monitoring activities including the Arctic Monitoring and Assessment Program (AMAP). These standard monitoring schemes, however, are based on compound specific quantitative analytical methods. Under such conditions, the possibility for identification of hitherto unidentified contaminants is limited and randomly, at the best. Today, new and advanced technological developments allow a broader, unspecific analytical approach as either targeted multi-component analysis or suspect and non-target screening strategies. In order to facilitate such a wide range of compounds, a wide-scope sample clean-up method for high-volume air samples, based on a combination of adsorbents was applied, followed by comprehensive two-dimensional gas chromatography separation and low-resolution time-of-flight mass spectrometric detection (GC×GC-LRMS). During the here reported study, simultaneous non-target and suspect screening were applied. The detection of over 700 compounds of interest in the particle phase and over 1200 compounds in the gaseous phase is reported. Of those, 62 compounds were confirmed with reference standards and 90 compounds with a probable structure (based upon mass spectrometric interpretation and library spectrum comparison). These included compounds already detected in Arctic matrices and compounds not detected previously (see also Figure 1). In addition, 241 compounds were assigned tentative structure or compound class. Hitherto unknown halogenated compounds, which are not listed in the used mass spectral libraries, were also detected and partly identified.

15
20
25
30

1 Introduction

A high number of organic chemicals is used today in large quantities. By 2019, the Chemical Abstracts Service (CAS) registrySM, contained more than 156 million unique inorganic and organic chemicals. This is 50% more than in 2015, when CAS was celebrating 100 million registered compounds (Wang, 2015). For the effective regional control of chemicals in commerce, the REACH register was introduced in the EU-region (Regulation (EC) No 1907/ 2006 of the European Parliament and of the Council concerning the registration, evaluation, authorisation and restriction of chemicals) managed by the European Chemicals Agency (European Parliament, 2018). REACH has only classified about 2000 substances (about 40 % of chemicals registered with a production volume above 100 tonnes per year) into classes of high concern. Such chemicals were identified as carcinogenic, mutagenic, toxic for reproduction (CMRs), persistent, bioaccumulative and toxic (PBT), very persistent and very bioaccumulative (vPvB) and/ or endocrine disruptors (EDCs) (data status May 2018, (ECHA, 2019a)). The assessment of chemicals with lower production volumes will follow. A considerable amount of organic chemicals is released into the environment by various pathways including insufficient waste management, direct application (e.g. agriculture, structure treatment), unintended by-products from largescale production lines and primary emission/ releases from products and applications. Some of these organic chemicals are persistent and can migrate over long distances, ultimately reaching remote areas, such as the Arctic (Lebedev et al., 2018; Macdonald et al., 2000; Macdonald et al., 2005; Genualdi et al., 2011; Barrie et al., 1992). An important pathway for long-range transport of persistent organic chemicals is via the atmosphere (Xiao et al., 2012; Genualdi et al., 2011; Hung et al., 2010; MacLeod et al., 2005; Koziol and Pudykiewicz, 2001; Barrie et al., 1992). Environmental persistence and long-range atmospheric transport potential (LRATP) (Zhang et al., 2010; Czub et al., 2008) are two hazard criteria which characterise persistent organic pollutants (POPs). POPs are today considered as priority pollutants and their use and production is regulated through international agreements, such as the Stockholm Convention on POPs and the Aarhus protocol on POPs under the Convention on Long-range Transboundary Air Pollution (CLRTAP) (UNEP, 2009b; UNECE, 1998). In order to evaluate the effectiveness of these agreements aiming at reducing human and environmental exposure to POPs (Fiedler et al., 2019), air monitoring strategies for legacy POPs have been established on national, regional and global levels. Examples are the European Monitoring and Evaluation Programme (EMEP, 2019) for the Aarhus protocol on POPs (UNECE, 1998), the Global Monitoring Plan (GMP) for the Stockholm Convention (UNEP, 2009a) and the Arctic Monitoring and Assessment Programme AMAP (2019) for the Arctic. Within these, air monitoring of POPs in remote areas including the Polar Regions are used to study the long-range atmospheric transport of POPs to remote areas and such knowledge is considered vital for the understanding of the environmental behaviour of POPs and further international POP regulation. Recently, chemicals of emerging Arctic concern (CEACs) (AMAP, 2017) including new flame retardants, plasticizers, per- and polyfluoroalkyl substances (PFAS), pharmaceuticals and personal care products (PPCPs), current use pesticides (CUPs) and more, have received increased attention within AMAP. Selected CEACs have already been included in some of the national and regional air monitoring programmes in the Arctic (AMAP, 2009, 2017). Measurements of CEACs in the Arctic provide authorities with crucial knowledge supporting adequate policy measures and, if necessary, national or

international regulations to come into place. In addition, it is important to identify new CEACs in the Arctic at an early stage. While this is often accomplished using biotic matrices there is also a need for measurements in abiotic matrices like air as not all CEACs bioaccumulate but still are persistent and transported over long distances. Non-target and suspect screening (NTS and SUS) approaches represent promising strategies for identification of so far unidentified CEACs. However, standard sampling and analytical methods used for targeted monitoring of POPs in air are not necessarily suitable for non-target analyses and methodological challenges remain to be solved. For example, some CEACs may have similar properties to legacy POPs while others might be less stable under certain conditions, such as being acid labile (e.g. some flame retardants, cyclic methyl siloxanes as well as some legacy POPs like dieldrin and related compounds) (Röhler et al., 2020). It is, therefore, important to develop non-destructive sample clean-up procedures, e.g. without sulfuric acid, to preserve an expanded range of compounds for SUS/ NTS strategies in atmospheric samples. As a natural consequence of a wide-scope sample clean-up method, the resulting analytical extracts contain a larger load of interfering background matrix. It is therefore essential to increase the separation power of the instrumental analysis. This could be achieved by high-resolution chromatographic separation and/ or high-resolution mass separation, i.e. high-resolution mass spectrometry (HRMS) methods.

In this study, a new, non-destructive wide-scope sample clean-up procedure and a powerful instrumental analysis method was applied on high-volume air samples, from an Arctic background monitoring station, aiming at identifying regulated POPs, known CEACs and emerging or new CEACs. The final separation and detection method was comprehensive two-dimensional gas-chromatography (GC×GC), which offers enhanced peak capacity as compared to conventional GC and a better separation of matrix residues from analytes, and low resolution time-of-flight mass spectrometry (LRMS) (Röhler et al., 2020). New potential CEACs were evaluated by comparing them to the PBT classification of the Stockholm Convention (UNEP, 2009b) with a focus on long-range atmospheric transport potential (LRATP).

2. Experimental Section

2.1 Air sampling and sample clean-up

Two air samples were collected at the Zeppelin Observatory, on Svalbard (78° 55' N, 11° 53' E, 474 m a.s.l.) in December 2015. Zeppelin is a Norwegian background station providing environmental monitoring data including organic environmental pollutants to many national authorities and international monitoring programmes; EMEP, AMAP and GMP. The particle phase of the air samples was collected on glass fibre filters (GFFs; 142 mm i.d.; cut-off 10 µm) and the gas phase were collected on polyurethane foam (PUF) plugs (11 cm in diameter, 5 cm in height) using high volume air samplers (average 25 m³ h⁻¹). The sampling time was 4-5 days resulting in sample volumes of 2700 m³ and 3500 m³. Details on the sampling methodology can be found in Kallenborn et al. (2013).

Before extraction, the PUFs from the two air samples were combined in one Soxhlet extractor and spiked with internal standards (ISTDs, details in Table S1, SI). The same was done for GFFs from the two air samples. PUFs and GFFs were Soxhlet extracted separately for 8 h in acetone/ *n*-hexane (1:1 v/v). This resulted in one pooled PUF extract and one pooled

GFF extract. The individual extracts were reduced to 0.5 mL with a Zymark TurboVap and solvent exchanged to isooctane. For clean-up, three-layer liquid chromatography columns were used, with the bottom layer consisting of a mixture of Z-Sep⁺ & DSC-18, the middle layer of Florisil, and the top layer of sodium sulphate. Samples were applied in isooctane and eluted with acetonitrile (ACN)/ 0.5 % citric acid (w/w). Detail about the sample clean-up can be found in the Supplementary Information (SI) and Röhler et al. (in preparation, (2020)).

2.2 GC×GC-LRMS Analysis

The samples were analysed using a LECO Pegasus[®] 4D, St. Joseph, MI, USA) GC×GC-LRMS system, operating in EI mode. The GC was equipped with a Restek (Bellefonte, PA, USA) Siltek Guard column (4 m, 0.25mm), a SGE (Trajan Scientific and Medical, Ringwood, VIC, Australia) BPX-50 (25 m, 0.25 mm, 0.25 µm) first dimension column and an Agilent J&W (Folsom, CA, USA) VF-1ms (1.5 m, 0.15 mm, 0.15 µm) second dimension column. Helium (5.0 quality, Nippon gases Norge AS, Oslo, Norway) was used as carrier gas with a constant flow of 1 mL min⁻¹. Three microliter (µL) of each extract was injected into a PTV (programmed temperature vaporiser) inlet, operating in solvent vent mode. For identification of unknown halogenated compounds (see sect. 3.7), the samples were also analysed using a LECO GC-HRT GC×GC-HRMS instrument, operating under the same conditions described above for the GC×GC-LRMS analyses. Details on chromatographic conditions can be found in the SI.

2.3 Quality control

Laboratory blanks, consisting of unexposed PUFs and GFFs, were extracted, cleaned and analysed along the same sample preparation scheme as the exposed samples. The blanks were used for quality assurance, to ensure that identified/ reported compounds have their origin in the collected air sample and do not appear in the blank samples above predefined levels (see sect. 2.4). This means that compounds need to exceed the area threshold of a factor 100 compared to the area in the sample blanks.

The used ISTDs, which are covering a wide area of the GC×GC chromatogram, were not used for target quantification, but for quality assurance and sample normalisation. For example, the early eluting ISTDs (e.g. ¹³C₆-labelled hexachlorobenzene (HCB) or ²H₁₀-labelled phenanthrene) help to identify potential evaporative losses during clean-up and volume reduction, and the ¹³C₁₂-labelled *p,p'*-dichlorodiphenyltrichloroethane (*p,p'*-DDT) ISTD provides information about possible matrix-effects in the injector and/ or GC-column due to its higher thermal degradation potential. Thus the *p,p'*-dichlorodiphenyldichloroethylene/ *p,p'*-dichlorodiphenyldichloroethane (*p,p'*-DDE/ *p,p'*-DDD) ratio was used for identification of injector losses. A comprehensive recovery test was done by Röhler et al. (2020) to investigate the applicability of this wide-scope sample clean-up method.

2.4 Data processing/ Post-acquisition data treatment

For GC×GC-LRMS system control, data analysis and processing, LECO[®] ChromaTOF[®] software (V 4.50.8) was used; including its advanced features, Statistical Compare and Scripts. Several in-house libraries with mass spectra of reference standards, ¹³C/ ²H-labelled ISTDs, National Institute of Standards and Technology (NIST) NIST 2014 mass spectral library, Scientific Working Group for the Analysis of Seized Drugs (SWGdrug (Oulton, 2019)) mass spectral library, and a customised library with selected spectra from NIST 2014 for suspect screening were used for tentative identification of detected compounds. To create the customised library with selected spectra from NIST14, all mass spectra of compounds from NIST 14, which are listed on relevant suspect lists for the Arctic (Reppas-Chrysovitsinos et al., 2017; Brown and Wania, 2008; Coscollà et al., 2011; Hoferkamp et al., 2010; Howard and Muir, 2010; NORMAN-network, 2019; Vorkamp and Rigét, 2014; Zhong et al., 2012), were copied to an own library file for more efficient suspect screening. This customised library was useful to detect and flag potential suspects during data processing. More details can be found in (Röhler et al., 2020) and a short description on how the data from suspect lists got aligned with our peak table as well as how the suspect MS libraries were built can be found in the SI.

The identification level classification concept of Schymanski et al. (2015), originally developed for liquid chromatography (LC)-HRMS data, is defining a common set of rules for harmonised communication of identification confidences of results from different SUS/ NTS studies. Due to the lack of HRMS data in the current study, this level classification concept had to be slightly adjusted to account for the limitations of LRMS data (Figure 2), c.f. Röhler et al. (2020). As LRMS analysis does not provide accurate masses, the lowest level of identification confidence, Level 5 (L5), is defined as peaks of interest, which are only characterized by retention time and a mass spectrum, and not by tentative molecular weights. The remaining levels for identification confidence with LRMS are in line with the original concept of Schymanski et al.: Level 4 (L4), defined by a possible molecular formula, e.g. a plausible molecular formula could be assigned to various compound classes, or halogen cluster detected without match to the used MS libraries. Level 3 (L3), the group of tentative candidates, which are identified as substructure/ class or a certain base structure is possible, e.g. the MS shows fragment patterns of a polycyclic aromatic hydrocarbon (PAH) with a plausible molecular formula but several alternative structures are possible. Level 2 (L2), the group of probable structures based on good library matches and additional evidence, e.g. the position or grouping on the two-dimensional GC×GC plan. Level 1 (L1) is defined by compounds confirmed by external reference standards. We introduced an additional Level 0 (L0) for compounds confirmed by ISTDs and where target quantification could be performed together with SUS and NTS. Target quantification was however not a primary aim of this study.

During SUS and NTS data processing (Figure 3), the forward match percentage to the mass spectrum (MS) library (ChromaToF is using NISTs composite algorithm, c.f. (Samokhin et al., 2015)) entry was used to reduce the number of peaks which require manual inspection (see sect. 3.1. for numbers). This is a critical step where potential compounds of interest may be lost, since the MS from the NIST14 library are not identical with the MS obtained with the GC×GC-LRMS, probably due to the unit mass resolution of the instrument, generating mass artefacts as shown in Figure 4. Compounds with higher mass defects, e.g.

the brominated compounds, had non-acceptable spectra match quality (Figure 4). It is possible that some compounds of interest were rejected during data processing due to bad match of MS to NIST14 MS library or custom suspect libraries. To minimise such losses of compounds with higher mass defects, visual basic scripts, developed by Hilton et al.(2010), were applied for data processing. These scripts were specifically written for isotope clusters obtained from the used instrument. All compounds
5 flagged by those scripts were checked manually. Furthermore, it was not possible to use available retention indices for further identification confidence due to the use of a medium polar GC column (BPX-50, 50 % phenyl polysilphenylene-siloxane) as first column for GC×GC separation instead of a non-polar (5 % phenyl) column, for which most of the retention indices are present in databases. In addition, there are limited concepts for the adaption of retention indices for GC×GC, e.g. (Veenaas and Haglund, 2018; Mazur et al., 2018). This BPX-50 column, as first column for GC×GC separation, was chosen to get a
10 better separation from compounds of interest to interfering background matrix and thus minimise negative effects on collected mass spectra.

When a compound was flagged in the result list (L1–L5 lists, Figure 3) for manually check after data processing, additional plausibility checks will be performed. These included the selectivity of the sampling and sample clean-up method as well as the complete sample analysis procedure. For instance, a compound should not degrade during sample processing (from
15 sampling to analysis), not evaporate or sorb to the vial, injector or chromatographic column. The GC×GC retention times should also be reasonable, e.g. volatile compounds cannot elute at the end of the run and non-polar compounds cannot have a short second dimension retention time. Furthermore, the area of a candidate in a sample should exceed the area threshold of factor ≥ 100 in the corresponding sample blank to be kept in the peak table and not to be sorted out as compound occurring from the blank sample. The higher threshold is necessary since areas are not adjusted for different sample volumes. The
20 different sample extracts were visually adjusted to the same height, before taking out aliquots for GC×GC analysis (uncertainty ± 10 %).

2.5 Evaluation of long-range atmospheric transport potential

The detection of a substance in air at Zeppelin does not provide conclusive evidence for long-range atmospheric transport. Yet, an organic chemicals potential for LRAT into the Arctic requires that it is sufficiently persistent in air. LRATP can be
25 estimated from theoretical calculations. The key mechanism which is believed to degrade organic chemicals in the atmosphere is reaction with OH-radicals. Because both concentrations of OH-radicals and temperatures are very low during the polar night, the atmospheric half-life due to atmospheric reaction ($t_{1/2}$) is predicted to be very long in comparison to lower latitudes (e.g. Webster et al. (1998)). For a more realistic evaluation of LRATP, reaction half-lives in air therefore need to be adjusted reflecting the actual sampling conditions. Half-lives were adjusted using an equation from Wania et al (2006) and we refer to
30 the SI for details. To parameterise this equation, the reaction rate in air at 25 °C were retrieved for L0, L1 and L2 compounds from the EPIsuite software (U.S.EPA, 2019) and adjusted using the maximum temperature during sampling (-2.4 °C), an assumed OH-radical concentration of $6E3 \text{ mol cm}^{-3}$ and an assumed activation energy for reaction in air of 10000 J mol^{-1} . Estimates of OH radical concentration was based on a model developed by Bahm and Khalil (2004). However, this model

does not predict OH-radicals at higher latitudes than 45° N, which crosses central Europe ([OH] at 45° N: 5E4 mol cm⁻³), in December. Our samples were collected at 78° N, and our assumed OH-radical concentration of 6E3 mol cm⁻³ was chosen as an initial conservative estimate, keeping in mind that our analysed air samples include air masses which may have been transported from lower latitudes. Results from these theoretical calculations are discussed in sect. 3.5.3 and shown in the SI (Table S3 and Excel-SI).

3. Results and Discussion

3.1 Number of detected and classified compounds in Arctic air

By applying the wide-scope clean-up based on C18 silica and Z-Sep⁺ combined with Florisil to the air sample extracts from PUFs and GFFs, we were able to expand the chemical domain covered as compared to established target POP analysis methods, which generally are using concentrated sulfuric acid. Our method covers a broad spectrum of polarity, has sufficient matrix removal and is, for the first time, applied on Arctic air samples for the detection and identification of known and new potential CEACs. Previously, this method has been successfully applied to air samples from southern Norway (Röhler et al., 2020).

It was possible to detect and classify over 700 compounds in the particle phase (GFF samples) and over 1200 compounds in gas-phase (PUF samples) as L5 with our classification and sorting method out of over 16000 features in GFF and almost 20000 features for PUF respectively (details on the peak reduction during data-processing for SUS and NTS, Fig. S1 in SI). The higher number of gas phase compounds was expected since particle related compounds, collected on GFFs, may have a lower LRATP compared to gas-phase related compounds, collected on PUFs. Of these L5 compounds, approximately 200 compounds in GFFs and approximately 400 compounds in PUFs could be further classified to L4, L3 or L2 (Figure 5). As the structures of the remaining L5 compounds remain unknown, these compounds are not discussed any further. In total, 65 compounds (14/51 GFF/PUF) were classified as L4. Many compounds of the L4 class could be identified as unknown halogenated compounds as a halogen pattern was observed, but no match in MS libraries were found (12/29 GFF/PUF). For the remaining L4 compounds, only a possible molecular formula could be assigned. As L3, 241 compounds (95/146 GFF/PUF) could be classified, including two major sub-groups, polycyclic aromatic compounds (PAC) and phthalates (see Figure 6). The PAC sub-group include many PAHs. Ninety compounds reached L2 (20/70 GFF/PUF) and 41 of the compounds in PUF were PCBs with 2-7 chlorine substituents. By analysing reference standards under identical conditions as the air samples, 56 compounds could be classified as L1 (14/42 GFF/PUF) (Table 1). Furthermore, six compounds could be identified and confirmed with ISTDs to L0 in the PUF sample (only traces in the GFF sample). Of the 56 confirmed L1 compounds, seven were common to GFF and PUF sample. Importantly, a compound not positively confirmed by this method does not necessarily mean that it does not occur in Arctic air.

As shown in Table 1, 39 of 56 compounds that were classified as L1 are listed in one or more suspect lists (Reppas-Chrysovitinos et al., 2017; Brown and Wania, 2008; Coscollà et al., 2011; Hoferkamp et al., 2010; Howard and Muir, 2010; NORMAN-network, 2019; Vorkamp and Rigét, 2014; Zhong et al., 2012) or self-built suspect libraries. From L2 compounds,

17 compounds resemble compounds in one or more suspect lists. Since L2 compounds are not confirmed with reference standards, those compounds might be different isomers than those listed in the SI (Excel-SI) file and thus matches to suspect lists could be different for L2 compounds.

For a better understanding about the importance of our findings at L0, L1 and L2, these compounds were further arranged into four groups. These groups are (i) legacy POPs and PAHs, (ii) CEACs defined in the AMAP report (2017), (iii) organic compounds that previously have been detected in Arctic media, and (iv) new potential CEACs not reported in Arctic media to date (October 2019). The new potential CEAC group was split into two subgroups, those with an estimated LRATP and those without. The default LRATP estimates are based on the EPISuite software (U.S.EPA, 2019), reflecting standardised environmental conditions ($t_{1/2}(\text{air})$ at 25 °C, 12 h days and a hydroxyl radical concentration of $1.6 \times 10^6 \text{ OH cm}^{-3}$) and results compared with the criteria in the Stockholm Convention (UNEP, 2009b) that substances with a $t_{1/2}(\text{air})$ exceeding 2 days has a LRATP. A complete table with all compounds identified, including physical-chemical properties from EPISuite, adjusted half-life in air during sampling (Eq.S1 and Eq. S2, SI), usage and information on previous reports on occurrence in Arctic environments, toxicity and presence in HPV lists of the EU and US as well as further parameters for PBT classification (REACH and Stockholm conventions) can be found in the SI (Table S2 and Excel-SI).

3.2 Legacy POPs and PAHs

The currently used method revealed 59 legacy POPs and PAHs as L0, L1 and L2, specifically hexachlorocyclohexanes (α -HCH and γ -HCH), HCB, pentachlorobenzene (PeCB), DDTs (*o,p'*-DDT, *p,p'*-DDT and *p,p'*-DDD), PCB-153, dieldrin, *trans*-nonachlor, *cis*-chlordane, PBDE-28 and PBDE-47 and a metabolite of heptachlor (heptachloro *exo* epoxide) (UNEP, 2009b) as L0 or L1. Furthermore, two PAHs, benzo[*ghi*]fluoranthene (L1) and naphthalene (L2) could be identified. Other PAHs were classified as L3 (PAC). Dieldrin and benzo[*ghi*]fluoranthene were common to GFF and PUF and had GFF:PUF ratio according to peak area of 1:8 for dieldrin and 2:1 for benzo[*ghi*]fluoranthene. It was also possible to classify 41 PCB congeners as L2. The finding of legacy POPs and PAHs, routinely measured at the same monitoring station using target methods, is an indirect validation of the method and indicates that detection of other compounds with similar physical-chemical properties are trustworthy. From the assumption that a higher concentration of a compound gives a greater peak area, the detected legacy POPs could be correlated with a good match to the average concentrations of monitored legacy POPs at the Zeppelin station (Table 2) (Nizzetto, 2016). Pearson correlation analysis indicates a strong correlation ($r = 0.978$) that is significant different from zero ($p < 0.001$). Thus, the screening approach seems to give an indication of the relative concentrations (occurrence) for semi-volatile organic compounds in Arctic air.

3.3 CEACs as defined by AMAP

Eleven of the detected compounds are included as CEACs in the AMAP report (2017) or in Reppas-Chrysovitsinos et al. (2017). One was classified as L0, five were classified as L1 and five were classified as L2. The CEAC, classified as L0 was the flame retardant hexabromobenzene (HBB) that also has been detected in air at Zeppelin Observatory by target analyses as

a part of the Norwegian national air monitoring programme for long-range atmospheric transported contaminants. Classified as L1 were two halogenated natural products (HNPs), 2,4,6-tribromoanisole (TBA) and 2,4-dibromoanisole (2,4-DBA), the pesticide metabolite pentachloroanisole (PCA), the organophosphorus flame retardants (OPFRs) tri(2-chloroethyl) phosphate (TCEP) and the stimulant caffeine. The five L2 compounds were the BFR pentabromotoluene (PeBT), one isomer of TCEP, two isomers of tris(2-chloroisopropyl) phosphate (TCPP), and an isomer of dibromoanisole (DBA), likely the HNP 2,6-DBA. TBA is routinely measured in air at the Zeppelin observatory as a part of the Norwegian monitoring programme. TBA has also been reported earlier in Arctic air from the Zeppelin station by Vetter et al. (2002). Bidleman et al. detected 2,4-DBA and TBA at Pallas, Finland (Bidleman et al., 2017a) as well several locations at the Bothnian Bay region (Bidleman et al., 2017b). PCA is a pesticide metabolite, originating from biodegradation of pentachlorophenol, which is a pesticide and wood preservative (GovCanada, 2019; Su et al., 2008). PCA has previously been found in air at other AMAP sampling sites, like Alert, Canada, but not at Zeppelin, Svalbard (Su et al., 2008; Hung et al., 2010). The stimulant and food additive caffeine, also an intermediate for pharmaceuticals as well as perfumes, fragrances, personal care products and laboratory chemicals (ECHA, 2019c), was found in effluent and seawater from Longyearbyen (Kallenborn et al., 2018) but to our knowledge not in air samples. TCPP (ECHA, 2019i; Sühling et al., 2016) is one of the main substances which have replaced TCEP in Europe (Ireland/UK, 2008). TCPP and TCEP were detected in our GFF sample (i.e. particle phase), together with structurally related isomers. OPFRs have previously been detected in Arctic air from the Zeppelin Observatory (Nizzetto, 2018; Salamova et al., 2014).

3.4 Organic compounds, previously detected in Arctic media

Besides legacy POPs and PAHs, and CEACs listed by AMAP, it was also possible to identify eight other organic compounds as L1 and classify one compound as L2. These nine compounds have previously been reported in Arctic samples. As L1 we found tetrachloroveratrole, octachlorostyrene (OCS), 1,2,3,4-tetrachlorobenzene, 1,9-benz-10-anthrone, 9-fluorenone, 9,10-anthraquinone and 4H-cyclopenta[def]phenanthren-4-one. Only one isomer of tetrachloroveratrole was classified as L2. Tetrachloroveratrole, and its isomer, are both pesticide metabolites (Su et al., 2008; GovCanada, 2019), while the others were either combustion products or oxidation products of PAHs (Kirchner et al., 2016; Su et al., 2008; Hung et al., 2010; Gubala et al., 1995; Singh et al., 2017; Karavalakis et al., 2010). 4H-Cyclopenta[def]phenanthren-4-one was common to GFF and PUF with a GFF:PUF ratio from peak areas of 1:2. Tetrachloroveratrole and OCS have been reported from other Arctic monitoring sites like Alert, Canada, but are not included in the Norwegian monitoring programme at the Zeppelin Observatory on Svalbard (Hung et al., 2010; Su et al., 2008). OCS has also been detected in air samples from the Alps (Kirchner et al., 2016), 1,2,3,4-Tetrachlorobenzene has been measured in sediments in Arctic Alaska (Gubala et al., 1995), but to our knowledge not in Arctic air before. 1,9-benz-10-anthrone, 9-fluorenone, 9,10-anthraquinone and 4H-cyclopenta[def]phenanthren-4-one have been reported in aerosols, total suspended particles, from the Alert station, Canada (Singh et al., 2017). Besides that, they were detected, among further oxy-/nitro-/ PAHs, in the emissions from a local point source in Longyearbyen, Svalbard (coal fired power plant) (Drotikova et al., 2020). Most of the known Arctic contaminants were classified as L1 as a result of available standards. Please note, most of PAHs are classified as L3 compounds due to the

lack of single reference standards. We assume that several of the known PAHs, previously detected in Arctic media, could be found among the PAHs, classified as PAC in L3 (see section 3.6.).

3.5 New potential chemicals of emerging Arctic concern

It was possible to classify 73 new potential CEACs with a match to reference standards (L1) or probable structures (L2). These 5 73 compounds have, to our knowledge, previously never been reported in Arctic media. The complete list can be found in SI (Excel-SI). Almost 40 % of these new potential CEACs have a LRATP according to the Stockholm convention (UNEP, 2009b), $t_{1/2}(\text{air})$ exceeding 2 days, using the standard values from EPI suite calculation (see section 3.1.) Although those compounds were not reported in Arctic environment before, local sources cannot be excluded for some of the identified compounds. Especially compounds which might be of biogenic origin, i.e. methoxy-chloro compounds, or compounds with a widespread 10 use, the potential for local sources need to be kept in mind. This study, however, is not designed to prove the potential influence of local sources on the overall contaminant patterns. Especially for compounds that could be HNPs, but for which we could not find any evidence that they have been detected in the Arctic before, further in-depth studies are required.

3.5.1 Potential CEACs with LRATP

Out of the total of 73 identified or tentatively identified new potential CEACs, 29 were classified as compounds with LRATP 15 according to the Stockholm convention criteria (UNEP, 2009b), $t_{1/2}(\text{air})$ exceeding 2 days, using the standard values from EPI suite calculation. Of these, six compounds were detected in the GFF sample (two as L1 and four as L2) and 23 compounds were detected in the PUF sample (13 as L1 and 10 as L2), see Table 3 and Table 4. Further information about these compounds can also be found in SI (Excel-SI). As the identities of L2 compounds was not fully confirmed, no literature search was performed for previous reports on occurrence in Arctic environments.

20 In the GFF sample, one of the two L1 compounds was benzenesulfonamide (BSA), an industrial intermediate used for the synthesis of chemicals in commerce like pesticides, photochemical products, pharmaceuticals, sweeteners or dyes (ECHA, 2019e; Naccarato et al., 2014; Herrero et al., 2014). Since BSA occurs in many products, local sources cannot be excluded and further investigations are needed to confirm a potential LRATP or local sources as major contamination source of BSA in the here investigated sample. The other L1 compound identified in the GFF is a potential combustion product, 2-methyl-9,10- 25 anthraquinone, which can have its origin in wood combustion (Czech et al., 2018; Lui et al., 2017; Vicente et al., 2016) or can be formed by atmospheric reactions (Alam et al., 2014). 2-Methyl-9,10-anthraquinone is also an intermediate in the production of coating products, inks and toners, laboratory chemicals and explosives, or is also used for the production of plastic products (ECHA, 2019h). Beside those L1 compounds it was possible to detect one 3,4-dichloropropiophenone related compound, likely a positional isomer, three sulphur related compounds, diphenyl sulfone, dibenzothiophene sulfone and N-(2-cyanoethyl)- 30 N-methyl-benzenesulfonamide and classified these as L2 by MS library matching.

In the PUF sample, the pesticide dichlobenil (2,6-dichlorobenzonitril) was identified, together with an isomer, 2,4-dichlorobenzonitrile (ECHA, 2019g), as L1. No information of commercial application and usage is found for 2,4-

dichlorobenzonitrile. Besides dichlobenil, another pesticide, chloroneb (1,4-dichloro-2,5-dimethoxybenzene) (U.S.EPA, 2005) was identified as L1, and two chloroneb and one chlorothalonil related compounds, likely positional isomers of those, was assigned L2. The nitrification inhibitor, nitrapyrine (2-chloro-6-(trichloromethyl)pyridine), L1, were identified in Arctic samples for the very first time (DOW, 2012; ECHA, 2019f; Woodward et al., 2019). Furthermore, two trichloro-
5 dimethoxybenzenes, two dichloro-methylanisols, and one dibromo-dimethoxybenzene were also assigned L2. Biogenic origin cannot be excluded for those halogenated methoxybenzenes. Local sources also cannot be excluded for the closely related 2,4-dichloroanisole and , 2,4,6-trichloroanisole (both L1), potential metabolites of chlorophenol and chlorophenoxy pesticides, but also potential HNPs (Führer and Ballschmiter, 1998; Schenker et al., 2007; Bendig et al., 2013). 2-Naphthalenecarbonitrile, originating most probably from plastic combustion, e.g. ABS (acrylonitrile butadiene styrene)
10 plastic or polyester fabrics (Moltó et al., 2009; Watanabe et al., 2007; Wang et al., 2007; Moltó et al., 2006) or bluing of steel (Stefanye, 1972), was identified as L1, and 1-naphthalenecarbonitrile as L2. A further group of compounds, confirmed with reference standards as L1, are intermediates, with various application areas. 2,3,5,6-Tetrachloropyridine and pentachloropyridine are intermediates occurring in the synthesis of the pesticides chlorpyrifos and triclopyr (Howard and Muir, 2010). Terephthalonitrile is identified as intermediate for the production of the pesticide dacthal (Meng, 2012). 2',3',4'-
15 Trichloroacetophenone is an intermediate for the production of various fungicides and pharmaceuticals (WOC, 2019). Not much is known about the use of 2,4,6-tribromoaniline, but it might be used in the synthesis of pharmaceuticals, agricultural pesticides and fire-extinguish agents (Labmonk, 2019). 2-Nitroanisole can have its origin in combustion processes or can be formed by atmospheric reactions (Stiborova, 2002). In 1993, large quantities of 2-nitroanisole were emitted into air during an accident at the Hoechst plant in Germany (Weyer et al., 2014). A pentachloro-methylbenzene related compound, likely a
20 positional isomer, were detected and assigned L2, but industrial uses are not known.

3.5.2 Potential CEACs without LRATP

Besides those new potential CEACs with LRATP described in the previous section, we could also identify 44 new potential CEACs which do not have a predicted LRATP, according to the Stockholm Convention criteria (UNEP, 2009b), reflecting default standardised environmental conditions. Of these 44 new potential CEACs, 19 compounds were detected in the GFF
25 sample (six as L1 and 13 as L2) and 25 compounds were detected in the PUF sample (11 as L1 and 14 as L2). An overview of L1 compounds without a predicted LRATP reflecting default environmental conditions can be found in Table 5. None of the new L1 potential CEACs have to our knowledge been detected previously in Arctic samples, only triallate was found once before in passive air samples from Arviat, Nunavut, Canada (western shore of Hudson Bay, 61° N) (Messing et al., 2014), which is outside the Arctic circle. Triallate is an agriculture pesticide and was detected in both GFF and PUF in our sample.
30 Four of the six L1 compounds detected in the GFF sample was also found in the PUF sample, at various GFF/PUF peak area ratios: m-Terphenyl 1:30 (GFF:PUF ratio), Triallate 1:17 (GFF:PUF ratio), Dichlofluanid 1:3 (GFF:PUF ratio) and Carbazole 1:1 (GFF:PUF ratio). The two remaining compounds, identified as L1 in the GFF sample, were 1,2-benzoanthraquinone and 6H-benzo[cd]pyren-6-one. Both are potential combustion products and can have their origin in wood or coal combustion

(Czech et al., 2018; Lui et al., 2017; Vicente et al., 2016) or can be formed by atmospheric reactions (Alam et al., 2014). As L2, we could, besides others, classify several positional isomers of reference standards which were analysed (see SI Excel-SI file for further details).

In the PUF it was possible to identify all three isomers of terphenyl (*o*, *m*, *p*) usually applied as technical mixture, while only *m*-terphenyl was detected also in the GFF. The commercial mixture of terphenyls is used as industrial agent for heat storage and transfer as well as textile dye carriers and as intermediate of non-spreading lubricants (Netherlands, 2002). During pyrolysis and combustion of used black shorts (polyether fabric), all three terphenyl isomers were detected (Moltó et al., 2006). 4-Chloro-2-methylphenole (PCOC) is used by the industry as an intermediate for the production of phenoxy herbicides and is found as impurity in the final commercial product (B.G. Hansen et al., 2002). For dichlofluanid, carbazole, 3-iodo-2-propynyl-butylcarbamate (IPBC), and 2-(methylmercapto)benzothiazole local contamination sources cannot be excluded. Diclofluanid and IPBC are both used as wood preservatives and carbazole is a constituent of coal tar (creosote). In addition to that, IPBC is used in cosmetics and personal care products (ECHA, 2019b, d) and carbazole is used in the production of carbazole containing polymers (PVK, poly(-N-vinylcarbazole)) used in photovoltaic devices and in semiconducting polymers (Zhao et al., 2017; Grazulevicius et al., 2003) and pharmaceuticals (Zawadzka et al., 2015). 2-(Methylmercapto)benzothiazole is a major methylation product of 2-mercaptobenzothiazole, a common used vulcanisation accelerator in rubber of car tires, shoes, cables, rubber gloves and toys (Herrero et al., 2014; Leng and Gries, 2017). Due to the widespread use of rubber products, in and around the sampling station, a potential local origin cannot be excluded. Dichlofluanid and carbazole was detected in both GFF and PUF sample, while IPBC and 2-(methylmercapto)benzothiazole only in the PUF sample. The mixed halogenated compound MHC-1 is an HNP emitted from marine natural sources. As earlier confirmed, the seaweed *Plocamium cartilagineum* is producing large amounts of MHC-1 (Vetter et al., 2008). MHC-1 was, however, not detected in Zeppelin air samples reported in an earlier study (Vetter et al., 2002). Further studies are necessary to identify the origin of MHC-1 in the Arctic. No information was found on the industrial usage of 2-bromo-3,5-dimethoxytoluene, but formation as HNP cannot be excluded, since chlorinated dimethoxytoluenes were previously identified in lichen (Elix et al., 1984).

3.5.3 Estimated half-lives in air reflecting Arctic environmental conditions

Our $t_{1/2}(\text{air})$ is based on default values retrieved from EPIsuite (U.S.EPA, 2019). Standardised estimates are commonly used for the estimation of LRATP (Muir and Howard, 2006; Howard and Muir, 2010; Brown and Wania, 2008; Reppas-Chrysovitsinos et al., 2017). These default half-lives are likely underestimated when adjusted to Arctic environmental conditions. When adjusting the estimates of $t_{1/2}(\text{air})$ for the sampling temperature and assumed OH radical concentrations in December (see sect. 2.5), all compounds, classified as L1 and L2 have an estimated $t_{1/2}(\text{air})$, exceeding 2 days. Results for selected compounds can be found in Table 6 and further results in SI Table S3 and Excel-SI. This supports our assumption that those new potential CEACs could be subject to LRAT as a result of enhanced persistence in air during Arctic winter. While influences from nearby sources cannot be excluded, those properties are relevant for 2 out of 4 hazard criteria defining a POP, according to the Stockholm convention (UNEP, 2009b), suggesting they deserve further focus from the research and

policy communities. While the selected numerical values used to predict adjusted reaction half-lives may be questioned, these data in combination with their findings in Arctic air samples suggest that LRATP cannot be excluded. While half-lives are prolonged under relevant Arctic conditions, we caution that our estimates do not account for differences in net atmospheric deposition among the substances studied which may limit LRATP (e.g. (Beyer et al., 2003)).

5 3.5.4 Comparison of findings in Arctic air to air samples from southern Norway

For some compounds it was possible to compare findings from this study of Arctic air samples to findings of similar high-volume air samples from Birkenes in southern Norway (Röhler et al., 2020). The Birkenes observatory is a part of EMEPs monitoring stations for background air, and the air samples were collected during April–May 2015. For a complete overview of compounds that were identified both studies, see Excel file SI. Among the new potential CEACs detected in Arctic air, it was possible to find five of 15 L1 compounds with LRAT and 10 of 13 L1 compounds without LRAT also in the Birkenes air. The identification of new potential CEACs in air samples from both southern Norway (Birkenes) and the Arctic (Zeppelin, Svalbard), combined with predictions of $t_{1/2}(\text{air})$ which are adjusted to reflect actual environmental conditions, supports our assumption that these compounds may undergo LRAT.

3.6 Summary for Level 3 compounds

15 A large number of L3 compounds, tentative candidates, were detected in the Arctic air samples. The bulk of them are PACs, primarily PAHs, substituted PAHs (e.g. alkane side chains), halogenated PAHs and sulphur- nitrogen- and oxygen-containing PAHs (Figure 6). The tentatively identified compounds also include several phthalates, carbonic acid esters, and miscellaneous halogenated compounds. The list of L3 compounds can be found in SI (Excel-SI).

3.7 Level 4 compounds

20 The group of L4 compounds includes compounds with an assigned molecular formula and several unknown halogenated compounds, which did not match any of the MS in the used MS libraries. The approximate molecular weight (nominal mass), the degree of halogenation, and some major fragments could be extracted from the LRMS spectra (see SI Excel-SI). Additional structural information was obtained using GC×GC-HRMS for some of the unknown halogenated compounds.

The acquired accurate mass spectra from HRMS (see SI for HRMS spectra) were processed using MetFrag software (MetFrag, 2019; Ruttkies et al., 2016) and possible molecular formula/s were generated (Table 7).

After searching SciFinder® with possible molecular formulas and identified substructures from the mass spectra, it was possible to find possible structures suggestions for several of the unknown halogenated compounds analysed with HRMS. The number of citations of a compound in SciFinder could give a further limitation of possible structures. Since the mass spectra do not occur in the NIST14 MS library, the found compound might be a less cited compound or might not have registered/ assigned with a CAS number and is not yet listed in the CAS registry in SciFinder. Using HRMS and SciFinder data, additional structural information could be extracted for four unknown halogenated compounds (Table 7 and SI Fig. S2-S7), originally classified as

L4. Two of the compounds were tentatively identified as methoxylated halogenated benzenes, one dibromo-monochloro-anisole and one dichloro-methyl-dimethoxy-benzene. Several structurally related compounds were found among the potential CEACs with a default LRATP (see sect. 3.5.1 and Table 4) of which one, chloroneb, was assigned L1 confidence, which supports the tentative structure assignments and qualify the two for L3.

5 4. Conclusions

By applying a dedicated non-target and suspect screening method based on a non-destructive sample clean-up method (excluding acid treatment) combined with GC×GC-LRMS on high-volume air samples from Arctic Svalbard, a large number of known and new potential CEACs could be identified and prioritised. During this study, 73 new potential CEACs (compounds previously not reported in Arctic environments) were classified at confidence level L1 or L2, which indicate that comprehensive suspect and non-target screening can reveal new potential CEACs that might be needed to be monitored or risk assessed. All these compounds are predicted to have atmospheric reaction half-lives exceeding two days, if these are adjusted to reflect actual environmental conditions during sampling. Reaction half-lives reflecting standardised environmental conditions (e.g. 25 °C) are, thus, poor predictors for persistence in the Arctic environment. The here reported study underpins the importance of combining model estimates with empirical measurements for environmental assessment of chemicals. The newly identified organic CEACs from this study are recommended for inclusion in regulatory monitoring strategies and for target specific analytical methods. Although the applied identification method is a promising tool for identification of new priority pollutants, but we do not consider the current study as exhaustive. Further in-depth studies, carried out using GC×GC-HRMS are expected to provide additional information about CEACs not yet included in MS libraries. Those should preferably use a column set featuring a non-polar first dimension column, which allow comparisons to retention time databases or retention index prediction data (Veenaas and Haglund, 2018) in order to accept or reject the candidate structures of hitherto unknown CEACs.

Competing interests

The authors declare that they have no conflict of interest.

25

Acknowledgment

Compound structures were created using ChemOffice19 (PerkinElmerInformatics, 2019).

LogP and logD values were created using JChem for Excel (ChemAxon, 2019).

Author contribution

LR, MS, PBN and RK developed the idea behind this study.

LR performed chemical work, analysis, created the figures and wrote the paper.

MS and PBN provided guidance and contributed to the paper preparation

5 PH provide guidance, HRMS measurements and contributed to the paper preparation

KB provided guidance on theoretical calculations and contributed to the paper preparation

RK provided financial support, academic guidance and contributed to the paper preparation

All authors read and approved the submitted manuscript.

Financial support

10 This study was funded by NMBU, Norwegian University of Life Sciences, Ås with an internal PhD grant, NILU, Norwegian Institute for Air Research, Kjeller and the Norwegian Ministry of Climate and Environment through two Strategic Institute Programs, granted by the Norwegian Research Council (“Speciation and quantification of emerging pollutants” and “New measurement methods for emerging organic pollutants”). KB received support from the Research Council of Norway (#267574).

15 References

- Alam, M. S., Delgado-Saborit, J. M., Stark, C., and Harrison, R. M.: Investigating PAH relative reactivity using congener profiles, quinone measurements and back trajectories, *Atmos. Chem. Phys.*, 14, 2467-2477, 10.5194/acp-14-2467-2014, 2014.
- AMAP: Arctic Pollution 2009, Arctic Monitoring and Assessment Programme, Oslo, Norway, 83, 2009.
- AMAP: AMAP Assessment 2016: Chemicals of Emerging Arctic Concern., Arctic Monitoring and Assessment Programme (AMAP), Oslo, Norway, xvi+353pp, 2017.
- AMAP: Arctic Monitoring and Assessment Programme - an Arctic Council Working Group: <https://www.amap.no/>, access: 07.02.2020, 2019.
- B.G. Hansen, S. J. M., S. Pakalin, C.J.A. Heidorn, R. Allanou, S. Scheer, G. Pellegrini, S. V., J.De Bruijn, M.Luotamo, K. Vormann, H. Loonen, F. Berthault, and Praderio, L.: EUR 19757 EN - European Union Risk Assessment Report 4-Chloro-*o*-cresol. Office for Official Publications of the European Communities, Luxembourg, 2002.
- 25 Bahm, K., and Khalil, M. A. K.: A new model of tropospheric hydroxyl radical concentrations, *Chemosphere*, 54, 143-166, <https://doi.org/10.1016/j.chemosphere.2003.08.006>, 2004.
- Barrie, L. A., Gregor, D., Hargrave, B., Lake, R., Muir, D., Shearer, R., Tracey, B., and Bidleman, T.: Arctic contaminants: sources, occurrence and pathways, *Science of The Total Environment*, 122, 1-74, [https://doi.org/10.1016/0048-9697\(92\)90245-N](https://doi.org/10.1016/0048-9697(92)90245-N), 1992.
- 30 Bendig, P., Hägele, F., and Vetter, W.: Widespread occurrence of polyhalogenated compounds in fat from kitchen hoods, *Analytical and Bioanalytical Chemistry*, 405, 7485-7496, 10.1007/s00216-013-7194-5, 2013.
- Beyer, A., Wania, F., Gouin, T., Mackay, D., and Matthies, M.: Temperature Dependence of the Characteristic Travel Distance, *Environmental Science & Technology*, 37, 766-771, 10.1021/es025717w, 2003.
- 35 Bidleman, T. F., Brorström-Lundén, E., Hansson, K., Laudon, H., Nygren, O., and Tysklind, M.: Atmospheric Transport and Deposition of Bromoanisoles Along a Temperate to Arctic Gradient, *Environmental Science & Technology*, 51, 10974-10982, 10.1021/acs.est.7b03218, 2017a.

- Bidleman, T. F., Laudon, H., Nygren, O., Svanberg, S., and Tysklind, M.: Chlorinated pesticides and natural brominated anisoles in air at three northern Baltic stations, *Environmental Pollution*, 225, 381-389, <https://doi.org/10.1016/j.envpol.2017.02.064>, 2017b.
- Brown, T. N., and Wania, F.: Screening chemicals for the potential to be persistent organic pollutants: A case study of Arctic contaminants, *Environmental Science & Technology*, 42, 5202-5209, 10.1021/es8004514, 2008.
- 5 ChemAxon: JChem for Excel Add-In V 19.25.0.559. 2019.
- Coscollà, C., Castillo, M., Pastor, A., and Yusà, V.: Determination of 40 currently used pesticides in airborne particulate matter (PM 10) by microwave-assisted extraction and gas chromatography coupled to triple quadrupole mass spectrometry, *Analytica Chimica Acta*, 693, 72-81, <http://dx.doi.org/10.1016/j.aca.2011.03.017>, 2011.
- 10 Czech, H., Miersch, T., Orasche, J., Abbaszade, G., Sippula, O., Tissari, J., Michalke, B., Schnelle-Kreis, J., Streibel, T., Jokiniemi, J., and Zimmermann, R.: Chemical composition and speciation of particulate organic matter from modern residential small-scale wood combustion appliances, *Science of The Total Environment*, 612, 636-648, <https://doi.org/10.1016/j.scitotenv.2017.08.263>, 2018.
- Czub, G., Wania, F., and McLachlan, M. S.: Combining Long-Range Transport and Bioaccumulation Considerations to Identify Potential Arctic Contaminants, *Environmental Science & Technology*, 42, 3704-3709, 10.1021/es7028679, 2008.
- 15 DOW: Product Safety Assessment: Nitrapyrin: http://msdssearch.dow.com/PublishedLiteratureDOWCOM/dh_08c1/0901b803808c186f.pdf, access: 07.02.2020, 2012.
- Drotikova, T., Ali, A. M., Halse, A. K., Reinardy, H. C., and Kallenborn, R.: Polycyclic aromatic hydrocarbons (PAHs), oxy- and nitro-PAHs in ambient air of Arctic town Longyearbyen, Svalbard, *Atmos. Chem. Phys. Discuss.*, 2020, 1-25, 10.5194/acp-2020-142, 2020.
- 20 ECHA: Mapping the chemical universe to address substances of concern - Integrated Regulatory Strategy Annual Report 2019, ECHA, Finland, 2019a.
- ECHA: ECHA substance information 3-iodo-2-propynyl butylcarbamate: <https://echa.europa.eu/substance-information/-/substanceinfo/100.054.188>, access: 07.02.2020, 2019b.
- 25 ECHA: ECHA substance information Caffeine: <https://echa.europa.eu/substance-information/-/substanceinfo/100.000.329>, access: 07.02.2020, 2019c.
- ECHA: ECHA substance information Dichlofluanid: <https://echa.europa.eu/substance-information/-/substanceinfo/100.012.835>, access: 07.02.2020, 2019d.
- ECHA: ECHA substance information Benzenesulfonamide: <https://echa.europa.eu/substance-information/-/substanceinfo/100.002.398>, access: 07.02.2020, 2019e.
- 30 ECHA: ECHA substance information Nitrapyrin: <https://echa.europa.eu/substance-information/-/substanceinfo/100.016.076>, access: 07.02.2020, 2019f.
- ECHA: ECHA substance information Dichlorobenil: <https://echa.europa.eu/substance-information/-/substanceinfo/100.013.443>, access: 07.02.2020, 2019g.
- 35 ECHA: ECHA substance information 2-Methylanthraquinone: <https://echa.europa.eu/substance-information/-/substanceinfo/100.001.399>, access: 07.02.2020, 2019h.
- ECHA: ECHA substance information Tris(2-chloro-1-methylethyl) phosphate: <https://echa.europa.eu/substance-information/-/substanceinfo/100.033.766>, access: 07.02.2020, 2019i.
- 40 Elix, J. A., Whitton, A. A., and Sagent, M. V.: Recent Progress in the Chemistry of Lichen Substances, in: *Progress in the Chemistry of Organic Natural Products*, edited by: Herz, W., Grisebach, H., and Kirby, G. W., Springer-Verlag, Wien, 103-234, 1984.
- EMEP: The co-operative programme for monitoring and evaluation of the long-range transmission of air pollutants in Europe (inofficially 'European Monitoring and Evaluation Programme' = EMEP) is a scientifically based and policy driven programme under the Convention on Long-range Transboundary Air Pollution (CLRTAP) for international co-operation to solve transboundary air pollution problems: www.emep.int, access: 07.02.2020, 2019.
- 45 European Parliament: Regulation (EC) No 1907/2006 of the European Parliament and of the Council, 18 December 2006, concerning the Registration, Evaluation, Authorisation and Restriction of Chemicals (REACH), establishing a European Chemicals Agency, amending Directive 1999/45/EC and repealing Council Regulation (EEC) No 793/93 and Commission Regulation (EC) No 1488/94 as well as Council Directive 76/769/EEC and Commission Directives 91/155/EEC, 93/67/EEC, 50 93/105/EC and 2000/21/EC. The European Parliament and the Council of the European Union, 2018.

- Fiedler, H., Kallenborn, R., Boer Jacob, d., and Sydnés Leiv, K.: The Stockholm Convention: A Tool for the Global Regulation of Persistent Organic Pollutants. In: Chemistry International, 2, 2019.
- Führer, U., and Ballschmiter, K.: Bromochloromethoxybenzenes in the Marine Troposphere of the Atlantic Ocean: A Group of Organohalogenes with Mixed Biogenic and Anthropogenic Origin, Environmental Science & Technology, 32, 2208-2215, 10.1021/es970922a, 1998.
- 5 Genualdi, S., Harner, T., Cheng, Y., MacLeod, M., Hansen, K. M., van Egmond, R., Shoeib, M., and Lee, S. C.: Global Distribution of Linear and Cyclic Volatile Methyl Siloxanes in Air, Environmental Science & Technology, 45, 3349-3354, 10.1021/es200301j, 2011.
- GovCanada: Chemicals of high priority, Batch 8 of the Challenge: Tetrachloroveratrole: <https://www.canada.ca/en/health-canada/services/chemical-substances/challenge/batch-8/tetrachloroveratrole.html>, access: 07.02.2020, 2019.
- 10 Grazulevicius, J. V., Strohmriegel, P., Pielichowski, J., and Pielichowski, K.: Carbazole-containing polymers: synthesis, properties and applications, Progress in Polymer Science, 28, 1297-1353, [https://doi.org/10.1016/S0079-6700\(03\)00036-4](https://doi.org/10.1016/S0079-6700(03)00036-4), 2003.
- Gubala, C. P., Landers, D. H., Monetti, M., Heit, M., Wade, T., Lasorsa, B., and Allen-Gil, S.: The rates of accumulation and chronologies of atmospherically derived pollutants in Arctic Alaska, USA, Science of The Total Environment, 160-161, 347-361, [https://doi.org/10.1016/0048-9697\(95\)04368-B](https://doi.org/10.1016/0048-9697(95)04368-B), 1995.
- 15 Herrero, P., Borrull, F., Pocurull, E., and Marcé, R. M.: An overview of analytical methods and occurrence of benzotriazoles, benzothiazoles and benzenesulfonamides in the environment, TrAC Trends in Analytical Chemistry, 62, 46-55, <https://doi.org/10.1016/j.trac.2014.06.017>, 2014.
- 20 Hilton, D. C., Jones, R. S., and Sjödin, A.: A method for rapid, non-targeted screening for environmental contaminants in household dust, Journal of Chromatography A, 1217, 6851-6856, 10.1016/j.chroma.2010.08.039, 2010.
- Hoferkamp, L., Hermanson, M. H., and Muir, D. C. G.: Current use pesticides in Arctic media; 2000–2007, Science of the Total Environment, 408, 2985-2994, <http://dx.doi.org/10.1016/j.scitotenv.2009.11.038>, 2010.
- 25 Howard, P. H., and Muir, D. C. G.: Identifying New Persistent and Bioaccumulative Organics Among Chemicals in Commerce, Environmental Science & Technology, 44, 2277-2285, 10.1021/es903383a, 2010.
- Hung, H., Kallenborn, R., Breivik, K., Su, Y., Brorström-Lundén, E., Olafsdottir, K., Thorlacius, J. M., Leppänen, S., Bossi, R., Skov, H., Manø, S., Patton, G. W., Stern, G., Sverko, E., and Fellin, P.: Atmospheric monitoring of organic pollutants in the Arctic under the Arctic Monitoring and Assessment Programme (AMAP): 1993–2006, Science of The Total Environment, 408, 2854-2873, <https://doi.org/10.1016/j.scitotenv.2009.10.044>, 2010.
- 30 Ireland/UK: European Union Risk Assessment Report tris(2-chloro-1-methylethyl) phosphate. Office for Official Publications of the European Communities, Luxembourg, 2008.
- Kallenborn, R., Breivik, K., Eckhardt, S., Lunder, C. R., Manø, S., Schlabach, M., and Stohl, A.: Long-term monitoring of persistent organic pollutants (POPs) at the Norwegian Troll station in Dronning Maud Land, Antarctica, Atmos. Chem. Phys., 13, 6983-6992, 10.5194/acp-13-6983-2013, 2013.
- 35 Kallenborn, R., Brorström-Lundén, E., Reiersen, L.-O., and Wilson, S.: Pharmaceuticals and personal care products (PPCPs) in Arctic environments: indicator contaminants for assessing local and remote anthropogenic sources in a pristine ecosystem in change, Environmental Science and Pollution Research, 25, 33001-33013, 10.1007/s11356-017-9726-6, 2018.
- Karavalakis, G., Fontaras, G., Ampatzoglou, D., Kousoulidou, M., Stournas, S., Samaras, Z., and Bakeas, E.: Effects of low concentration biodiesel blends application on modern passenger cars. Part 3: Impact on PAH, nitro-PAH, and oxy-PAH emissions, Environmental Pollution, 158, 1584-1594, <https://doi.org/10.1016/j.envpol.2009.12.017>, 2010.
- 40 Kirchner, M., Jakobi, G., Körner, W., Levy, W., Moche, W., Niedermoser, B., Schaub, M., Ries, L., Weiss, P., Anritter, F., Fischer, N., Henkelmann, B., and Schramm, K.-W.: Ambient Air Levels of Organochlorine Pesticides at Three High Alpine Monitoring Stations: Trends and Dependencies on Geographical Origin, Aerosol and Air Quality Research, 16, 738-751, 10.4209/aaqr.2015.04.0213, 2016.
- 45 Koziol, A. S., and Pudykiewicz, J. A.: Global-scale environmental transport of persistent organic pollutants, Chemosphere, 45, 1181-1200, [https://doi.org/10.1016/S0045-6535\(01\)00004-2](https://doi.org/10.1016/S0045-6535(01)00004-2), 2001.
- Labmonk: Labmonk: Synthesis of 2,4,6-tribromoaniline from aniline: <https://labmonk.com/synthesis-of-2-4-6-tribromoaniline-from-aniline>, access: 07.02.2020, 2019.

- Lebedev, A. T., Mazur, D. M., Polyakova, O. V., Kosyakov, D. S., Kozhevnikov, A. Y., Latkin, T. B., Andreeva Yu, I., and Artaev, V. B.: Semi volatile organic compounds in the snow of Russian Arctic islands: Archipelago Novaya Zemlya, *Environmental Pollution*, 239, 416-427, <https://doi.org/10.1016/j.envpol.2018.03.009>, 2018.
- Leng, G., and Gries, W.: New specific and sensitive biomonitoring methods for chemicals of emerging health relevance, *International Journal of Hygiene and Environmental Health*, 220, 113-122, <https://doi.org/10.1016/j.ijheh.2016.09.014>, 2017.
- 5 Lui, K. H., Bandowe, B. A., Tian, L., Chan, C. S., Cao, J. J., Ning, Z., Lee, S. C., and Ho, K. F.: Cancer risk from polycyclic aromatic compounds in fine particulate matter generated from household coal combustion in Xuanwei, China, *Chemosphere*, 169, 660-668, [10.1016/j.chemosphere.2016.11.112](https://doi.org/10.1016/j.chemosphere.2016.11.112), 2017.
- Macdonald, R. W., Barrie, L. A., Bidleman, T. F., Diamond, M. L., Gregor, D. J., Semkin, R. G., Strachan, W. M. J., Li, Y. F., Wania, F., Alae, M., Alexeeva, L. B., Backus, S. M., Bailey, R., Bowers, J. M., Gobeil, C., Halsall, C. J., Harner, T., Hoff, J. T., Jantunen, L. M. M., Lockhart, W. L., Mackay, D., Muir, D. C. G., Pudykiewicz, J., Reimer, K. J., Smith, J. N., Stern, G. A., Schroeder, W. H., Wagemann, R., and Yunker, M. B.: Contaminants in the Canadian Arctic: 5 years of progress in understanding sources, occurrence and pathways, *Science of The Total Environment*, 254, 93-234, [https://doi.org/10.1016/S0048-9697\(00\)00434-4](https://doi.org/10.1016/S0048-9697(00)00434-4), 2000.
- 10 Macdonald, R. W., Harner, T., and Fyfe, J.: Recent climate change in the Arctic and its impact on contaminant pathways and interpretation of temporal trend data, *Science of The Total Environment*, 342, 5-86, <https://doi.org/10.1016/j.scitotenv.2004.12.059>, 2005.
- MacLeod, M., Riley, W. J., and McKone, T. E.: Assessing the Influence of Climate Variability on Atmospheric Concentrations of Polychlorinated Biphenyls Using a Global-Scale Mass Balance Model (BETR-Global), *Environmental Science & Technology*, 39, 6749-6756, [10.1021/es048426r](https://doi.org/10.1021/es048426r), 2005.
- 20 Mazur, D. M., Zenkevich, I. G., Artaev, V. B., Polyakova, O. V., and Lebedev, A. T.: Regression algorithm for calculating second-dimension retention indices in comprehensive two-dimensional gas chromatography, *Journal of Chromatography A*, 1569, 178-185, <https://doi.org/10.1016/j.chroma.2018.07.038>, 2018.
- Meng, J.: Production of dacthal from xylene. Copyright (C) 2019 American Chemical Society (ACS). All Rights Reserved., *Peop. Rep. China* . 2012.
- 25 Messing, P. G., Farenhorst, A., Waite, D. T., and Sproull, J. F.: Air concentrations of currently used herbicides and legacy compounds in the Canadian prairies, subarctic, and arctic, *Journal of Environmental Science and Health, Part B*, 49, 338-343, [10.1080/03601234.2014.882163](https://doi.org/10.1080/03601234.2014.882163), 2014.
- MetFrag: MetFrag webtool: <https://msbi.ipb-halle.de/MetFragBeta/>, access: 07.02.2020, 2019.
- 30 Moltó, J., Font, R., and Conesa, J. A.: Study of the Organic Compounds Produced in the Pyrolysis and Combustion of Used Polyester Fabrics, *Energy & Fuels*, 20, 1951-1958, [10.1021/ef060205e](https://doi.org/10.1021/ef060205e), 2006.
- Moltó, J., Font, R., Gálvez, A., and Conesa, J. A.: Pyrolysis and combustion of electronic wastes, *Journal of Analytical and Applied Pyrolysis*, 84, 68-78, <https://doi.org/10.1016/j.jaap.2008.10.023>, 2009.
- Muir, D. C. G., and Howard, P. H.: Are there other persistent organic pollutants? A challenge for environmental chemists, *Environmental Science & Technology*, 40, 7157-7166, [10.1021/es061677a](https://doi.org/10.1021/es061677a), 2006.
- 35 Naccarato, A., Gionfriddo, E., Sindona, G., and Tagarelli, A.: Simultaneous determination of benzothiazoles, benzotriazoles and benzosulfonamides by solid phase microextraction-gas chromatography-triple quadrupole mass spectrometry in environmental aqueous matrices and human urine, *Journal of Chromatography A*, 1338, 164-173, <https://doi.org/10.1016/j.chroma.2014.02.089>, 2014.
- 40 Netherlands: Health Council of the Netherlands: Committee on Updating of Occupational Exposure Limits. o-, m-, p-Terphenyl (mixture); Health-based Reassessment of Administrative Occupational Exposure Limits. Health Council of the Netherlands, The Hague, 2002.
- Nizzetto, P. B. A., Wenche: Monitoring of environmental contaminants in air and precipitation. Annual report 2015, NILU, Kjeller, Norway, 2016.
- 45 Nizzetto, P. B. A., Wenche; Warner, Nicholas: Monitoring of environmental contaminants in air and precipitation. Annual report 2017, NILU, Kjeller, Norway, 2018.
- NORMAN-network: List of emergin substances, latest update February 2016: https://www.norman-network.com/sites/default/files/files/Emerging_substances_list_Feb_16/NORMAN%20list_2016_FINAL.XLSX, access: 07.02.2020, 2019.
- 50 Oulton, S.: Scientific working group for the analysis of seized drugs: <http://swgdrug.org/ms.htm>, access: 07.02.2020, 2019.

- PerkinElmerInformatics: ChemOffice19: ChemDraw for Excel V 19.0. 2019.
- Reppas-Chrysovitsinos, E., Sobek, A., and MacLeod, M.: Screening-level exposure-based prioritization to identify potential POPs, vPvBs and planetary boundary threats among Arctic contaminants, *Emerging Contaminants*, 3, 85-94, <https://doi.org/10.1016/j.emcon.2017.06.001>, 2017.
- 5 Röhrler, L., Bohlin-Nizzetto, P., Rostkowski, P., Kallenborn, R., and Schlabach, M.: Non-target and suspect characterisation of organic contaminants in ambient air, Part I: Combining a novel sample clean-up method with comprehensive two-dimensional gas chromatography, *Atmos. Chem. Phys. Discuss.*, 2020, 1-33, 10.5194/acp-2020-263, 2020.
- Ruttkies, C., Schymanski, E. L., Wolf, S., Hollender, J., and Neumann, S. J. J. o. C.: MetFrag relaunched: incorporating strategies beyond in silico fragmentation, 8, 3, 10.1186/s13321-016-0115-9, 2016.
- 10 Salamova, A., Hermanson, M. H., and Hites, R. A.: Organophosphate and Halogenated Flame Retardants in Atmospheric Particles from a European Arctic Site, *Environmental Science & Technology*, 48, 6133-6140, 10.1021/es500911d, 2014.
- Samokhin, A., Sotnezova, K., Lashin, V., and Revelsky, I.: Evaluation of mass spectral library search algorithms implemented in commercial software, *Journal of Mass Spectrometry*, 50, 820-825, 10.1002/jms.3591, 2015.
- Schenker, U., Scheringer, M., and Hungerbühler, K.: Including degradation products of persistent organic pollutants in a global multi-media box model, *Environmental Science and Pollution Research - International*, 14, 145-152, 10.1065/espr2007.03.398, 2007.
- 15 Schymanski, E. L., Singer, H. P., Slobodnik, J., Ipolyi, I. M., Oswald, P., Krauss, M., Schulze, T., Haglund, P., Letzel, T., Grosse, S., Thomaidis, N. S., Bletsou, A., Zwiener, C., Ibanez, M., Portoles, T., de Boer, R., Reid, M. J., Onghena, M., Kunkel, U., Schulz, W., Guillon, A., Noyon, N., Leroy, G., Bados, P., Bogialli, S., Stipanicev, D., Rostkowski, P., and Hollender, J.: Non-target screening with high-resolution mass spectrometry: critical review using a collaborative trial on water analysis, *Anal Bioanal Chem*, 407, 6237-6255, 10.1007/s00216-015-8681-7, 2015.
- 20 Singh, D. K., Kawamura, K., Yanase, A., and Barrie, L. A.: Distributions of Polycyclic Aromatic Hydrocarbons, Aromatic Ketones, Carboxylic Acids, and Trace Metals in Arctic Aerosols: Long-Range Atmospheric Transport, Photochemical Degradation/Production at Polar Sunrise, *Environmental Science & Technology*, 51, 8992-9004, 10.1021/acs.est.7b01644, 2017.
- 25 Stefanye, D.: Bluing of steel surfaces. Copyright (C) 2019 American Chemical Society (ACS). All Rights Reserved., 1972.
- Stiborova, M.: Nitroaromatic compounds: Environmental pollutants with carcinogenic potential for humans, *Chem. Listy*, 96, 784-791, 2002.
- Su, Y., Hung, H., Blanchard, P., Patton, G. W., Kallenborn, R., Konoplev, A., Fellin, P., Li, H., Geen, C., Stern, G., Rosenberg, B., and Barrie, L. A.: A circumpolar perspective of atmospheric organochlorine pesticides (OCPs): Results from six Arctic monitoring stations in 2000–2003, *Atmospheric Environment*, 42, 4682-4698, <https://doi.org/10.1016/j.atmosenv.2008.01.054>, 2008.
- 30 Sühring, R., Diamond, M. L., Scheringer, M., Wong, F., Pučko, M., Stern, G., Burt, A., Hung, H., Fellin, P., Li, H., and Jantunen, L. M.: Organophosphate Esters in Canadian Arctic Air: Occurrence, Levels and Trends, *Environmental Science & Technology*, 50, 7409-7415, 10.1021/acs.est.6b00365, 2016.
- 35 U.S.EPA: US EPA 738-F-05-007 R.E.D. Chloroneb: https://www3.epa.gov/pesticides/chem_search/reg_actions/reregistration/fs_PC-027301_1-Sep-05.pdf, access: 07.02.2020, 2005.
- U.S.EPA: Estimation Programs Interface Suite™ for Microsoft® Windows, v 4.11. United States Environmental Protection Agency, Washington, DC, USA, 2019.
- 40 UNECE: The 1998 Aarhus Protocol on Persistent Organic Pollutants (POPs): https://www.unece.org/env/lrtap/pops_h1.html, access: 07.02.2020, 1998.
- UNEP: The global monitoring plan for persistent organic pollutants (POPs): <http://chm.pops.int/Implementation/GlobalMonitoringPlan/Overview/tabid/83/Default.aspx>, access: 04.02.2020, 2009a.
- 45 UNEP: Stockholm Convention on Persistent Organic Pollutants (POPs): <http://www.pops.int/TheConvention/Overview/TextoftheConvention/tabid/2232/Default.aspx>, access: 04.02.2020, 2009b.
- Veenaas, C., and Haglund, P.: A retention index system for comprehensive two-dimensional gas chromatography using polyethylene glycols, *J Chromatogr A*, 1536, 67-74, 10.1016/j.chroma.2017.08.062, 2018.
- Vetter, W., Schlabach, M., and Kallenborn, R.: Evidence for the presence of natural halogenated hydrocarbons in southern Norwegian and polar air, *Fresenius Environ. Bull.*, 11, 170-175, 2002.
- 50

- Vetter, W., Rosenfelder, N., Kraan, S., and Hiebl, J.: Structure and origin of the natural halogenated monoterpene MHC-1 and its concentrations in marine mammals and fish, *Chemosphere*, 73, 7-13, 10.1016/j.chemosphere.2008.06.020, 2008.
- Vicente, E. D., Vicente, A. M., Musa Bandowe, B. A., and Alves, C. A.: Particulate phase emission of parent polycyclic aromatic hydrocarbons (PAHs) and their derivatives (alkyl-PAHs, oxygenated-PAHs, azaarenes and nitrated PAHs) from manually and automatically fired combustion appliances, *Air Quality, Atmosphere & Health*, 9, 653-668, 10.1007/s11869-015-0364-1, 2016.
- Vorkamp, K., and Rig  t, F. F.: A review of new and current-use contaminants in the Arctic environment: Evidence of long-range transport and indications of bioaccumulation, *Chemosphere*, 111, 379-395, <http://dx.doi.org/10.1016/j.chemosphere.2014.04.019>, 2014.
- Wang, L.: CAS Marks Multiple Milestones, *Chemical & Engineering News*, 93, 2015.
- Wang, Z., Li, K., Lambert, P., and Yang, C.: Identification, characterization and quantitation of pyrogenic polycyclic aromatic hydrocarbons and other organic compounds in tire fire products, *Journal of Chromatography A*, 1139, 14-26, <https://doi.org/10.1016/j.chroma.2006.10.085>, 2007.
- Wania, F., Breivik, K., Persson, N. J., and McLachlan, M. S.: CoZMo-POP 2 – A fugacity-based dynamic multi-compartmental mass balance model of the fate of persistent organic pollutants, *Environmental Modelling & Software*, 21, 868-884, <https://doi.org/10.1016/j.envsoft.2005.04.003>, 2006.
- Watanabe, M., Nakata, C., Wu, W., Kawamoto, K., and Noma, Y.: Characterization of semi-volatile organic compounds emitted during heating of nitrogen-containing plastics at low temperature, *Chemosphere*, 68, 2063-2072, <https://doi.org/10.1016/j.chemosphere.2007.02.022>, 2007.
- Webster, E., Mackay, D., and Wania, F.: Evaluating environmental persistence, *Environmental Toxicology and Chemistry*, 17, 2148-2158, 10.1002/etc.5620171104, 1998.
- Weyer, V., Blettner, M., Cholmakow-Bodechtel, C., and Heudorf, U.: Chemical accident at Hoechst AG Frankfurt/Main, Germany, 1993: a 15 year follow-up analysis of mortality, *European Journal of Epidemiology*, 29, 73-76, 10.1007/s10654-013-9870-3, 2014.
- WOC: 2,2,4-Trichloroacetophenone Properties: <https://www.worldofchemicals.com/chemicals/chemical-properties/224-trichloroacetophenone.html>, access: 07.02.2020, 2019.
- Woodward, E. E., Kolpin, D. W., Zheng, W., Holm, N. L., Meppelink, S. M., Terrio, P. J., and Hladik, M. L.: Fate and transport of nitrapyrin in agroecosystems: Occurrence in agricultural soils, subsurface drains, and receiving streams in the Midwestern US, *Science of The Total Environment*, 650, 2830-2841, <https://doi.org/10.1016/j.scitotenv.2018.09.387>, 2019.
- Xiao, H., Shen, L., Su, Y., Barresi, E., DeJong, M., Hung, H., Lei, Y.-D., Wania, F., Reiner, E. J., Sverko, E., and Kang, S.-C.: Atmospheric concentrations of halogenated flame retardants at two remote locations: The Canadian High Arctic and the Tibetan Plateau, *Environmental Pollution*, 161, 154-161, <https://doi.org/10.1016/j.envpol.2011.09.041>, 2012.
- Zawadzka, K., Bernat, P., Felczak, A., and Lisowska, K.: Carbazole hydroxylation by the filamentous fungi of the *Cunninghamella* species, *Environmental science and pollution research international*, 22, 19658-19666, 10.1007/s11356-015-5146-7, 2015.
- Zhang, X., Brown, T. N., Wania, F., Heimstad, E. S., and Goss, K.-U.: Assessment of chemical screening outcomes based on different partitioning property estimation methods, *Environment International*, 36, 514-520, <https://doi.org/10.1016/j.envint.2010.03.010>, 2010.
- Zhao, X., Chaudhry, S. T., and Mei, J.: Chapter Five - Heterocyclic Building Blocks for Organic Semiconductors, in: *Advances in Heterocyclic Chemistry*, edited by: Scriven, E. F. V., and Ramsden, C. A., Academic Press, 133-171, 2017.
- Zhong, G., Xie, Z., Cai, M., M  ller, A., Sturm, R., Tang, J., Zhang, G., He, J., and Ebinghaus, R.: Distribution and Air–Sea Exchange of Current-Use Pesticides (CUPS) from East Asia to the High Arctic Ocean, *Environmental Science & Technology*, 46, 259-267, 10.1021/es202655k, 2012.

45

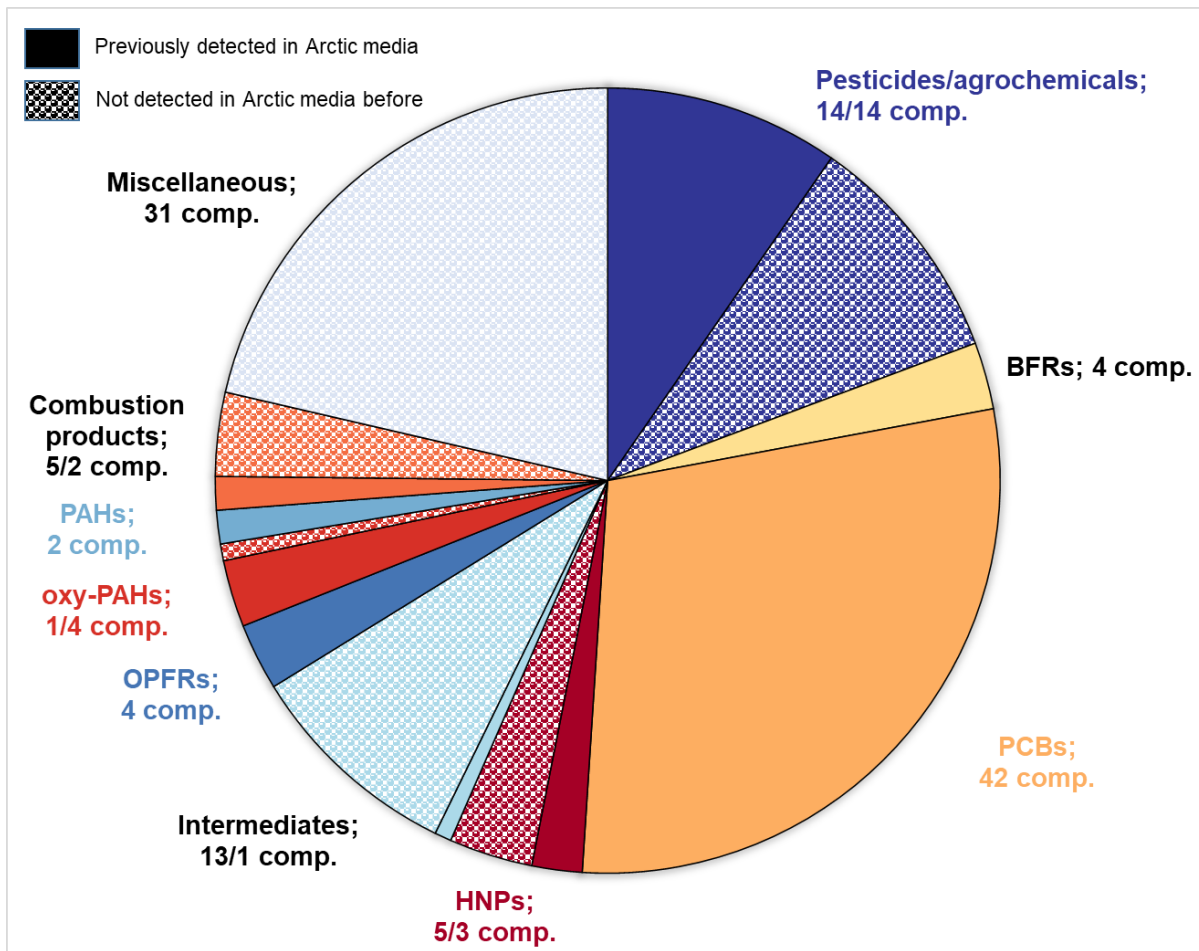
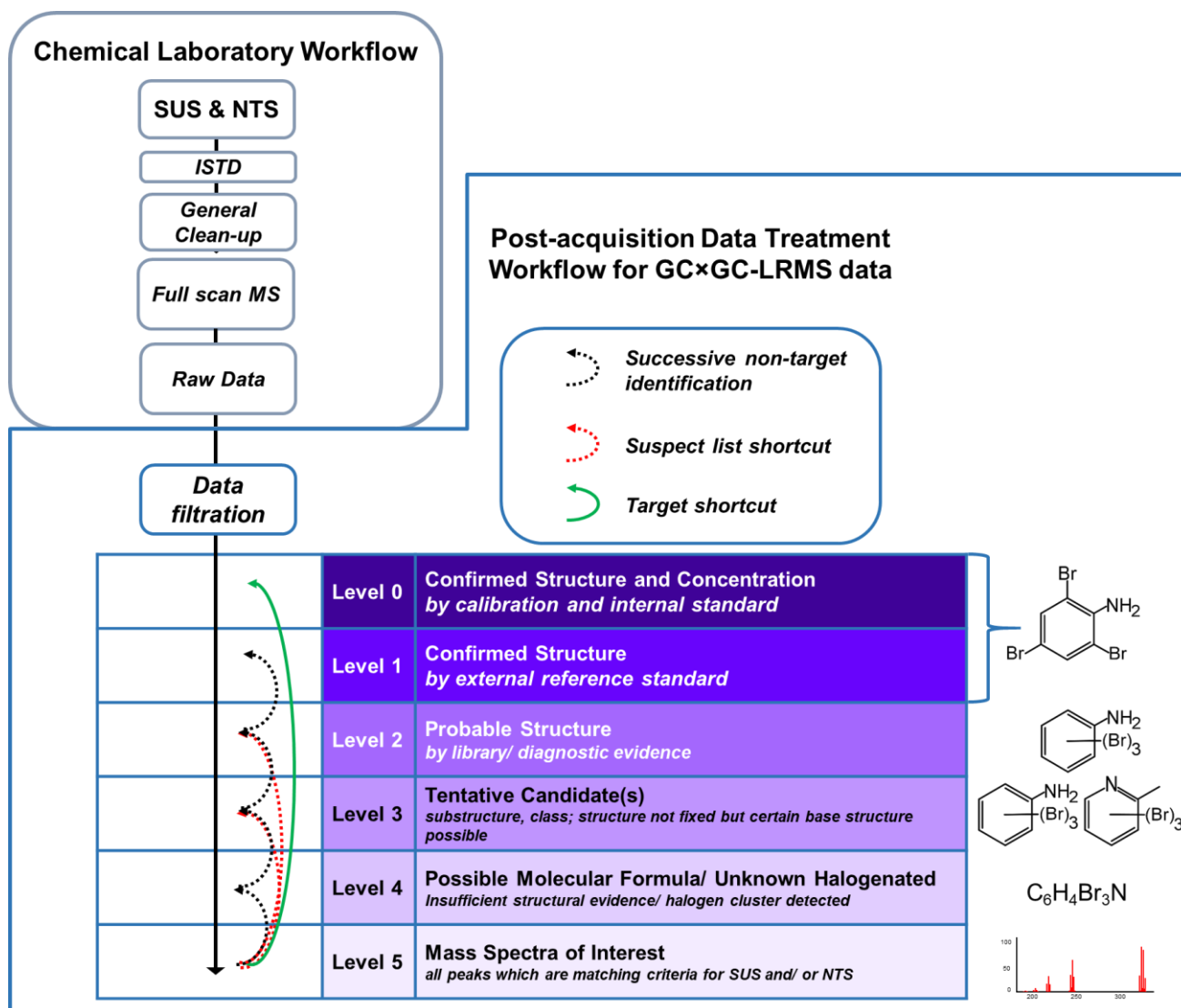


Figure 1: Graphical abstract, summary of compounds confirmed with reference standards and compounds with tentative structure.



5 Figure 2: General strategy and identification confidence for GC×GC-LRMS. Adapted from Schymanski et al. (2015) and Röhler et al. (2020).

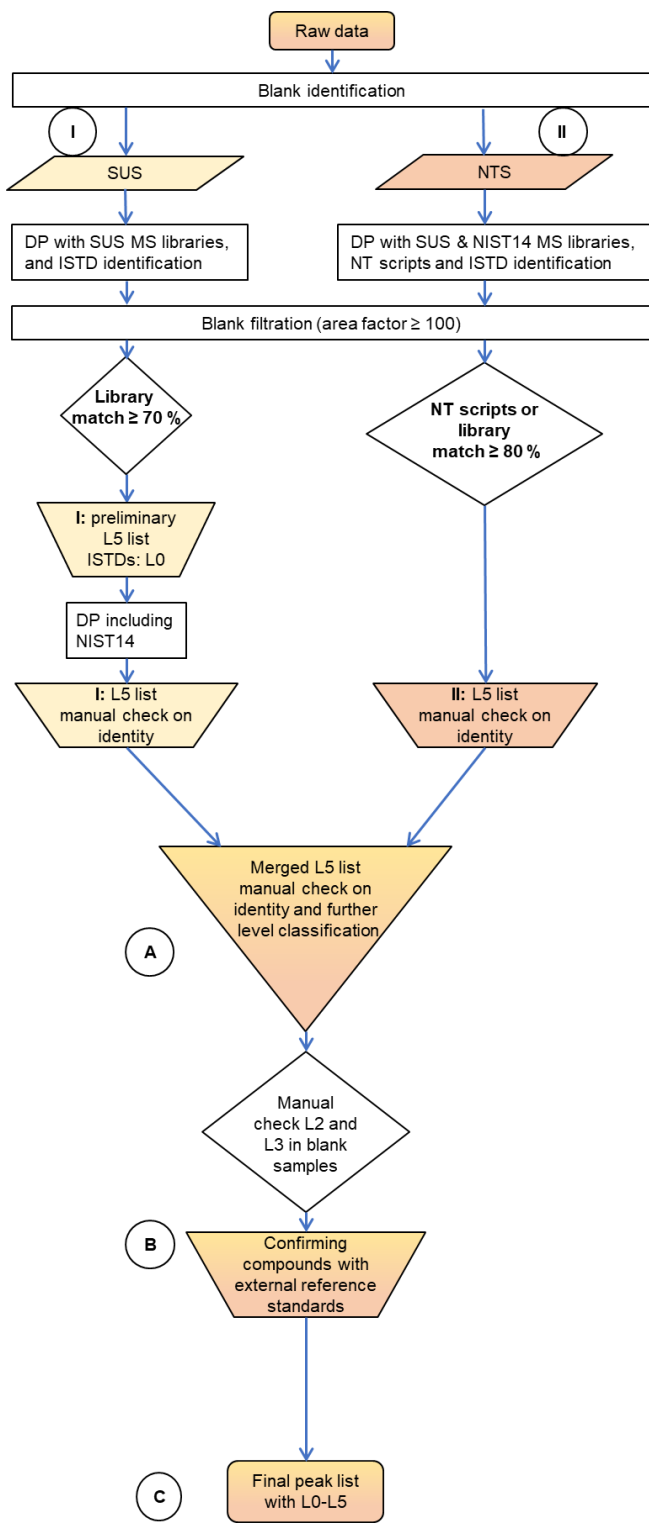


Figure 3: Data processing workflow for suspect and non-target screening.

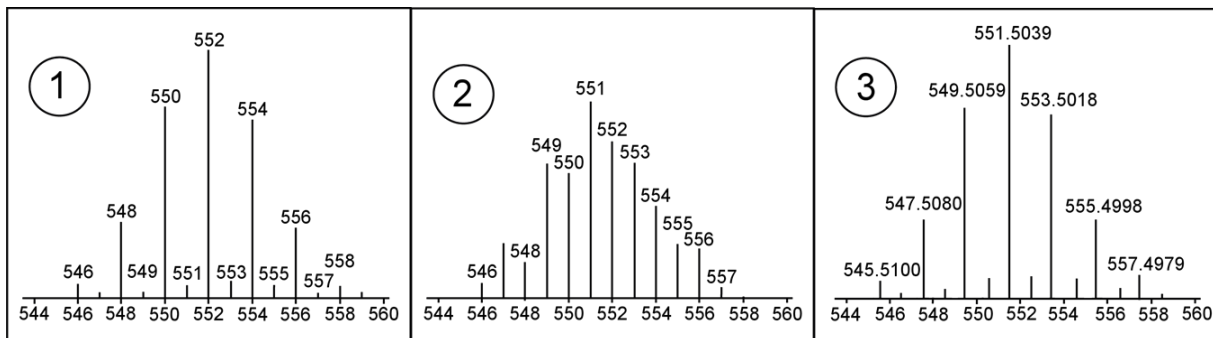


Figure 4: 1: Isotope cluster of hexabromobenzene (HBB) in NIST14, 2: own measured HBB on GC×GC-LRMS and 3: HRMS isotope cluster HBB (Röhler et al., 2020)

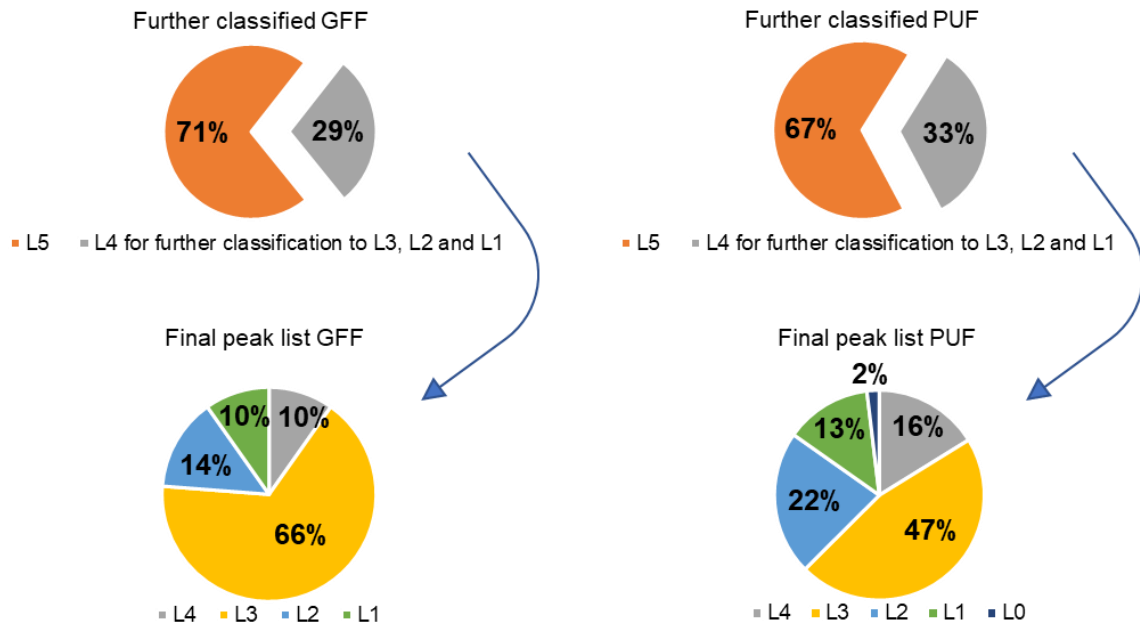


Figure 5: Distribution of L0-L5 compounds in the GFF and PUF sample.

Table 1: Overview of the L0–L4 compounds, classified in Arctic air samples.

Level	Compounds classified	PUF sample	GFF sample	Common to PUF and GFF	Found in suspect lists
L0	6	6	Only traces detected	0	1
L1	56	42	14	7	39
L2	90	70 (41 PCBs)	20	0	17 ^a
L3	241	146	95	0	- ^b
L4	65	51 (29 unknown halogenated)	14 (12 unknown halogenated)	0	- ^b

^a showing similarity to suspect lists, isomer not confirmed; ^b not applicable

Table 2: : Ranking of most abundant POPs in this study (based on peak area) in comparison to concentrations from target analysis (pg m-3) in the Norwegian national monitoring programme of long-range transported environmental contaminants (Nizzetto, 2016).

Compound	Area from this study	Average concentration in December 2015 at Zeppelin [pg m ⁻³](Nizzetto, 2016)
HCB	8032400	80.8
PeCB	890100	25.1 ^a
α -HCH	652200	3.25
<i>p,p'</i> -DDE	297500	0.89
γ -HCH	177700	0.6
<i>o,p'</i> -DDT	46700	0.16
Dieldrin	37700	- ^b
<i>trans</i> -Nonachlor	36900	0.37
<i>cis</i> -Chlordane	36100	0.35
Heptachloro <i>exo</i> epoxide	25800	- ^b
<i>p,p'</i> -DDT	18800	0.11
PCB-153	15100	0.15
PBDE-47	9800	0.07
PBDE-28	600	0.006

^a: Not shown in report; ^b: Non-acid stable compound and not included in the Norwegian national air monitoring

Table 3: Structure overview of L1 compounds, classified as new potential CEACs with LRATP

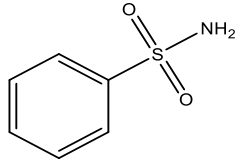
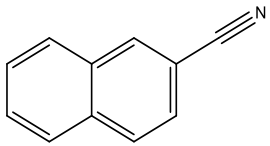
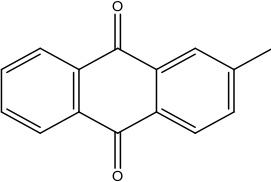
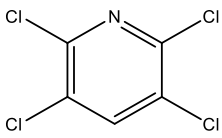
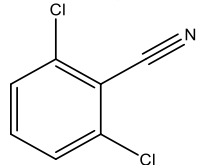
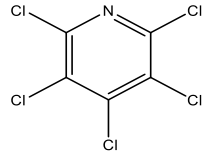
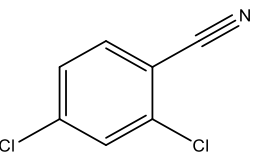
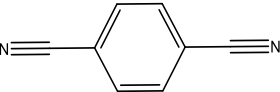
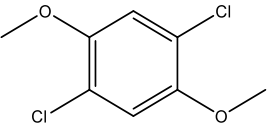
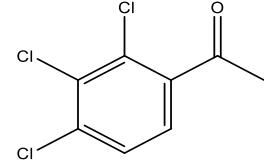
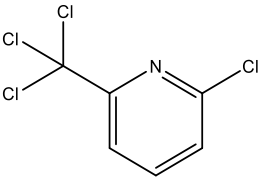
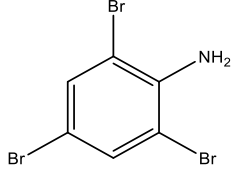
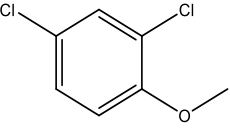
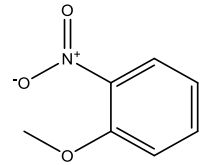
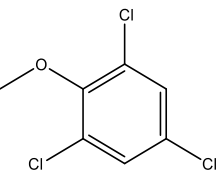
Name/ CAS/ Sample	Structure	Name/ CAS/ Sample	Structure
Benzenesulfonamide (BSA)/ 98-10-2 GFF (particle phase)		2-Naphthalenecarbonitrile/ 613-46-7 PUF (gas phase)	
2-Methyl-9,10- Anthraquinone/ 84-54-8 GFF (particle phase)		2,3,5,6-Tetrachloropyridine/ 2402-79-1 PUF (gas phase)	
2,6-Dichlorobenzonitrile (dichlorobenil)/ 1194-65-6 PUF (gas phase)		Pentachloropyridine/ 2176-62-7 PUF (gas phase)	
2,4-Dichlorobenzonitrile/ 6574-98-7 PUF (gas phase)		1,4-Benzenedicarbonitrile (Terephthalonitrile)/ 623-26-7 PUF (gas phase)	
1,4-Dichloro-2,5- dimethoxybenzene (chloroneb)/ 2675-77-6 PUF (gas phase)		2',3',4'-Trichloroacetophenone / 13608-87-2 PUF (gas phase)	
2-Chloro-6- (trichloromethyl)pyridine (Nitrapyrin)/ 1929-82-4 PUF (gas phase)		2,4,6-Tribromoaniline / 147-82-0 PUF (gas phase)	
2,4-Dichloroisole/ 553-82-2 PUF (gas phase)		2-Nitroisole/ 91-23-6 PUF (gas phase)	
2,4,6-Trichloroisole/ 87-40-1 PUF (gas phase)			

Table 4: Overview of L2 compounds, classified as new potential CEACs with LRATP.

Name	Sample	Molecular formula
3,4-Dichloropropiophenone related positional isomer ^a	GFF (particle phase)	C ₉ H ₈ Cl ₂ O
Diphenyl sulfone	GFF (particle phase)	C ₁₂ H ₁₀ O ₂ S
Dibenzothiophene sulfone	GFF (particle phase)	C ₁₂ H ₈ O ₂ S
N-(2-Cyanoethyl)-N-methyl-benzenesulfonamide	GFF (particle phase)	C ₁₀ H ₁₂ N ₂ O ₂ S
Two chloroneb related positional isomers ^b	PUF (gas phase)	C ₈ H ₈ Cl ₂ O ₂
One chlorothalonil related positional isomer ^c	PUF (gas phase)	C ₈ Cl ₄ N ₂
Two trichloro-dimethoxybenzen isomers	PUF (gas phase)	C ₈ H ₇ Cl ₃ O ₂
Two dichloro-methylanisole isomers	PUF (gas phase)	C ₈ H ₈ Cl ₂ O
One dibromo-dimethoxybenzene isomer	PUF (gas phase)	C ₈ H ₈ Br ₂ O ₂
1-Naphthalenecarbonitrile	PUF (gas phase)	C ₁₁ H ₇ N
One pentachloro-methylbenzene positional isomer ^d	PUF (gas phase)	C ₇ H ₃ Cl ₅

^a Retention times close to, but not identical to, that of a 3,4-dichloropropiophenone standard

^b Retention times close to, but not identical to, that of a chloroneb standard

^c Retention times close to, but not identical to, that of a chlorothalonil standard

5 ^d Retention times close to, but not identical to, that of a pentachlorotoluene standard

Table 5: Structure overview of L1 compounds, classified as new potential CEACs without a predicted LRATP under standardised environmental conditions.

Name/ CAS/ Sample	Structure	Name/ CAS/ Sample	Structure
1,2-Benzanthraquinone/ 2498-66-0 GFF (particle phase)		<i>p</i> -Terphenyl/ 192-94-4 PUF (gas phase)	
6H-Benzo[<i>cd</i>]pyren-6-one/ 3074-00-8 GFF (particle phase)		4-Chloro-2-methylphenole (PCOC)/ 1570-64-5 PUF (gas phase)	
Triallate/ 2303-17-5 GFF and PUF		3-Iodo-2-propynyl-butylcarbamate (Iodocarb, IPBC)/ 55406-53-6 PUF (gas phase)	
Dichlofluamid/ 1085-98-9 GFF and PUF		2-(Methylmercapto)-benzothiazole/ 615-22-5 PUF (gas phase)	
Carbazole/ 86-74-8 GFF and PUF		MHC-1 (2-bromo-1-bromomethyl-1,4-dichloro-5-(2'-chloroethenyl)-5-methylcyclohexane)/ 66321-24-2 PUF (gas phase)	
<i>m</i> -Terphenyl/ 192-06-8 GFF and PUF		2-bromo-3,5-dimethoxytoluene/ 13321-73-8 PUF (gas phase)	
<i>o</i> -Terphenyl/ 84-15-1 PUF (gas phase)			

Table 6: Half-life in air: Standard values from EPIsuite and adjusted for Arctic conditions (Eq.S1-S2), for selected compounds.

Name	CAS	Standard half-life [days] (25 °C; 1.5E6 mol cm ⁻³)	Adjusted half-life [days] (-2.4 °C; 6.0E3 mol cm ⁻³)
9-Fluorenone	486-25-9	1.7	651
<i>p,p'</i> -DDE	72-55-9	1.4	541
Dieldrin	60-57-1	1.2	437
1,9-Benz-10-anthrone	82-05-3	0.6	223
Caffeine	58-08-2	0.6	207
TCIPP	13674-84-5	0.2	90
TCEP	115-96-8	0.5	183
Benzo[<i>ghi</i>]fluoranthene	203-12-3	0.2	65
Naphthalene	91-20-3	0.5	186
Tris(3-chloropropyl) phosphate	1067-98-7	0.1	55
<i>m</i> -Terphenyl	92-06-8	0.8	159
Dichlofluanid	1085-98-9	0.7	135
IPBC	55406-53-6	0.4	79

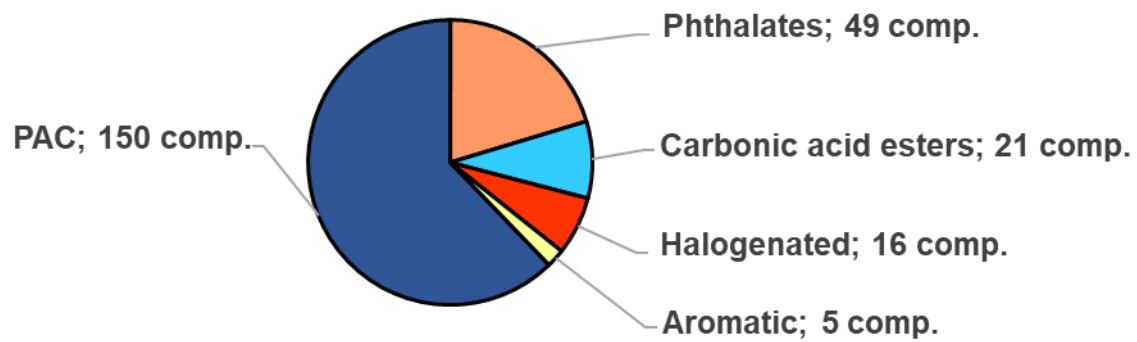


Figure 6: L3 compound groups.

Table 7: Unknown halogenated compounds with HRMS data.

Compound	Accurate mass	Possible molecular formula from MetFrag	Formula supported by manual fragment interpretation
A#9842 GFF	256.0169	C ₁₁ H ₁₀ Cl ₂ N ₂ O	C ₁₁ H ₁₀ Cl ₂ N ₂ O
B#11108 GFF	230.0134	C ₈ H ₈ Cl ₂ N ₄	m/z 230, dichloro- fragment C ₁₀ H ₁₀ Cl ₂ NO
C#4444 PUF	299.8372	C ₇ H ₅ Br ₂ ClO C ₆ H ₅ Br ₂ O ₂ P	C ₇ H ₅ Br ₂ ClO
D#5672 PUF	220.0053	C ₉ H ₁₀ Cl ₂ O ₂ C ₈ H ₁₀ ClO ₃ P	C ₉ H ₁₀ Cl ₂ O ₂