

Impact of organic molecular structure on the estimation of atmospherically relevant physicochemical parameters

Gabriel Isaacman-VanWertz¹, Bernard Aumont²

¹ Department of Civil and Environmental Engineering, Virginia Tech, Blacksburg, VA, 24060

² LISA, UMR CNRS 7583, Université Paris-Est-Créteil, Université de Paris, Institut Pierre Simon Laplace, Créteil, France

Correspondence to: Gabriel Isaacman-VanWertz (ivw@vt.edu)

Abstract. Many methods are currently available to estimate physicochemical properties of atmospherically relevant compounds. Though a substantial body of literature has focused on the development and intercomparison of methods based on molecular structure, there has been an increasing focus on methods based only on molecular formula. However, prior work has not quantified the extent to which isomers of the same formula may differ in their properties, or, relatedly, the extent to which lacking or ignoring molecular structure degrades estimates of parameters. Such an evaluation is complicated by the fact that structure-based methods bear significant uncertainty and are typically not well constrained for atmospherically-relevant molecules. Using species produced in the modeled atmospheric oxidation of three representative atmospheric hydrocarbons, we demonstrate here that estimated differences between isomers are greater than differences between three widely used estimation methods. Specifically, isomers tend to differ in their estimated vapor pressures and Henry's Law Constants by a half to a full order of magnitude greater than differences between estimation methods, and differ in their rate constant for reaction with OH radicals (k_{OH}) by a factor of two. Formula-based estimation of these parameters using certain methods is shown to be possible to agree with structure-based estimates with little bias and an approximately normally distributed error. Specifically, vapor pressure can be estimated using a combination of two existing methods, Henry's Law Constants can be estimated based on vapor pressure, and k_{OH} can be approximated as a constant for all formulas containing a given set of elements. Formula-based estimation is therefore reasonable when applied to a mixture of isomers, but creates uncertainty commensurate with the lack of structural information.

1 Introduction

The fate of an organic compound in the atmosphere is dictated by a number of physicochemical properties. Its volatility controls whether it partitions to suspended particulate mass or remains in the gas phase, its reactivity controls its lifetime against degradation by ever-present oxidants, and its solubility may control its uptake to particles or its deposition to surfaces (Heald et al., 2020; Jimenez et al., 2009; Knote et al., 2015; Krieger et al., 2012; Ziemann and Atkinson, 2012)(leaves, soil, etc.). The parameters that describe these properties (e.g. vapor pressure) are consequently a critical term in models describing the physical and chemical transformations of atmospheric constituents. In some cases, an exact estimation of these parameters

may not be important; for instance, a compound will almost certainly condense when given the opportunity whether its vapor pressure is extremely low, or merely very low. However, many compounds exist in transition regimes in environments typical of atmospheric conditions in which they can partition between phases and may vary in their fates, such as: semivolatile compounds that partition between the gas and particle phase (Donahue et al., 2006); compounds with moderate reactivity that may last hours or days depending on oxidant concentrations (Price et al., 2019); or compounds with sufficient solubility to partition to particles with an aqueous phase but not dry particles (Wania et al., 2015). For these atmospheric components (which likely account for at least tens of percent of atmospheric organic carbon (Hunter et al., 2017)), an accurate estimate of its physicochemical parameters is critical.

Unfortunately, physicochemical parameters for atmospherically-relevant compounds are poorly constrained by experimental data. Vapor pressures and Henry's Law Constants (HLC) are known primarily for higher volatility compounds, typically with few (1-3) functional groups (Compernelle et al., 2011; Raventos-Duran et al., 2010). Little observational data exists for, e.g., compounds with vapor pressures sufficiently low to partition under typical atmospheric conditions. In contrast, the atmosphere contains thousands or tens of thousands of compounds across ~15 orders of magnitude in vapor pressure (Jimenez et al., 2009), wide ranges of oxygenation, volatility and solubility (e.g., Donahue et al., 2011; Hodzic et al., 2014; Lannuque et al., 2018), and several orders of magnitude in reactivities (Lee et al., 2006), with many multifunctional components (e.g., Aumont et al., 2005; Saunders et al., 2003). Most observational databases are consequently of little direct use, though there have been some recent efforts to develop datasets relevant to the ranges of properties observed in the atmosphere (Dang et al., 2019; Krieger et al., 2018). In order to estimate these parameters beyond the range of observational constraints, several methods have been developed that relate physicochemical parameters to structure through structure-activity relationships (SARs). These typically take the form of group contribution, in which a molecular structure is parsed into component groups (carbonyls, esters, carbon-carbon double bonds, etc.) with each group assigned an empirically determined impact on a parameter of interest. Various methods exist to estimate volatility (e.g., Barley and McFiggans, 2010; Camredon and Aumont, 2006; Compernelle et al., 2011), HLC (e.g., Meylan and Howard, 1991; Raventos-Duran et al., 2010) and gas-phase reaction rates (e.g., Vereecken et al., 2018). Though these SARs are frequently used to estimate physicochemical parameters of atmospheric constituents, their application to atmospheric oxidation products often requires extrapolation far beyond the chemical space (i.e., volatility, chemical functionality) used in their development. Furthermore, many of the molecules present in the atmosphere contain multiple functional groups, and the substituent groups within a complex molecule may not obviously "map" to the groups used to define an SAR or may interact with neighboring groups in ways not captured by an SAR. This need to extrapolate the volatility and functionality domain of SARs for atmospheric applications leads to higher uncertainty, and previous work focusing on prediction of vapor pressures, HLC and gas-phase reaction rates acknowledge has demonstrated that that SAR's estimates of vapor pressures, HLC, and gas-phase reaction rates for atmospheric species tend to diverge with increasing number of organic functional groups on the carbon backbone, i.e. for lower volatility and higher water solubility (Raventos-Duran et al., 2010; Valorso et al., 2011). Furthermore, the substituent groups within a complex molecule may not obviously "map" to

~~the groups used to define an SAR, so extrapolation or interpretation may be necessary when applying an SAR to a mixture such as the atmosphere.~~

65 Earlier work on vapor pressure implemented a two-step estimation method, in which boiling point is estimated using an SAR, and vapor pressure is estimated from this boiling point using a separate SAR. Widely used boiling point estimation methods include Stein and Brown (1994), Nannoolal et al. (2004), and Joback and Reid (Joback, 1984; Reid et al., 1987), while widely used vapor pressure estimation methods include Nannoolal et al. (2008) and Myrdal and Yalkowsky (1997). Comparison by Barley and McFiggans (2010) of these eight possible combinations (as well as a few less-widely-used methods) suggest that

70 estimation of boiling point using the Nannoolal et al. (2004) method yields the best agreement with experimental data, in particular when using the Nannoolal et al. (2008) vapor pressure estimation method; ~~this combination was similarly found to have the lowest bias in a later comparison by O'Meara et al. (O'Meara et al., 2014). Other vapor pressure estimation also perform well when using the Nannoolal et al. (2004) boiling point estimation, most notably the Lee-Kesler method (Reid et al., 1987), which exhibits similarly low bias method (Barley and McFiggans, 2010; O'Meara et al., 2014).~~ More recently,

75 vapor pressure estimation methods have been developed that use SARs to directly estimate vapor pressure, specifically SIMPOL (Pankow and Asher, 2008) and EVAPORATION (Compernelle et al., 2011). These two methods have been previously shown to agree well with those estimated by the Nannoolal et al. method (Compernelle et al., 2011). Prior work therefore suggests that at least three methods (SIMPOL, EVAPORATION, and Nannoolal) comparably estimate vapor pressures and ~~one of these methods (Nannoolal) is~~ in reasonable agreement with experimental data. However, these

80 experimental data are mostly limited to vapor pressures greater than 10^{-8} atm (saturation concentration, $c^* > \sim 10^{1.5}$ $\mu\text{g}/\text{m}^3$), which is at the lower limit of vapor pressures expected to partition to the particle phase under typical atmospheric conditions (Donahue et al., 2006). ~~These three methods consequently represent some of the current best SARs to estimate vapor pressure, but they remain highly uncertain.~~ None of these methods was found to be accurate to better than approximately half an order of magnitude for their best constrained regions and methods tend to diverge at lower vapor pressures (Barley and McFiggans,

85 2010; Compernelle et al., 2011; Valorso et al., 2011). Even relatively accurate estimates can introduce large errors in transition regimes. An error of half an order of magnitude in vapor pressure for a compound with an estimated saturation concentration near ambient particulate matter concentrations may “move” a compound from mostly in the gas phase to mostly in the particle phase (Compernelle et al., 2011). ~~Furthermore, uncertainty estimates of half an order of magnitude may be optimistic as recent work has found orders-of-magnitude discrepancies between measured vapor pressures of low-volatility compounds and those estimated by the Nannoolal et al. method (Dang et al., 2019), but data are still limited.~~

90

For most volatile organic compounds (VOCs), the atmospheric oxidation is mainly driven by the reaction with OH radical. Various methods based on SARs are available in the literature to estimate VOC+OH gas-phase rate constants, k_{OH} (Vereecken et al., 2018). A very commonly used SAR was developed by Kwok and Atkinson (Kwok and Atkinson, 1995), for which a few revised and extended versions are now available (e.g., Jenkin et al., 2018a, 2018b).

95 A few methods are available for estimation of HLC, which parameterizes the partitioning of gases into a liquid (typically dilute aqueous) phase. For atmospheric chemistry applications, most commonly used SARs are HWINb (US Environment Protection Agency, 2019) and the more recently developed GROMHE (Raventos-Duran et al., 2010), the latter of which has been shown to be somewhat more accurate. There is consequently less alternative around selection of a method to estimate these parameters, but there can nevertheless be large errors in their estimation (e.g., orders of magnitude in HLC estimates).

100 To avoid the need to extrapolate SARs and the concomitant uncertainty that arises from this approach, a new generation of tools allows physicochemical properties to be directly estimated using quantum-chemistry-based calculations. These tools include commercial products that can directly calculate physicochemical properties (e.g., vapor pressure) or can calculate solvation parameters to estimate partitioning between phases, for instance COSMOtherm (available from Dassault Systèmes, based on COSMO-RS: (Klamt, 1995; Klamt and Eckert, 2000) and SPARC Performs Automated Reasoning in Chemistry (available from ARChem LLC, based on: Hilal et al., 2004). In a related approach, a calibrated fit to experimental partitioning data can be developed based on solvation parameters (a poly-parameter linear free energy relationship, or ppLFER), which can in turn be calculated using commercial products like ABSOLV (ACDlabs) (Arp et al., 2008a, 2008b; Wania et al., 2014). By calculating parameters directly from molecular structure, these methods do not suffer the same degree of uncertainty caused by extrapolation beyond the empirically constrained regions of SARs and have been shown to handle multi-functional compounds with no bias and modest increases in uncertainty (Wang et al., 2017). These methods have also been shown to agree well in their estimations of partitioning between vapor and condensed phase organics (related to vapor pressure), but still exhibit large differences in estimations of partitioning of organics into water (related to HLC) (Wang et al., 2017). Quantum-chemistry-based calculations may therefore represent a new approach for estimating partitioning in atmospheric systems (e.g., Wania et al., 2015), but they have not yet seen widespread adoption in the atmospheric science community and so the work presented here focuses on the more commonly used SAR-based approach.

115

Field Code Changed

In addition to these methods for estimation of physicochemical parameters based on molecular structure, there has been a recent focus on developing approaches that rely only on molecular formula. This is driven in large part by the rapid increase in the use of direct mass spectrometry, in particular direct chemical ionization mass spectrometry (CIMS), which sample at atmospheric pressure and can therefore detect nearly all gas- and particle-phase atmospheric constituents with minimal pre-treatment (Aljawhary et al., 2013; Huey et al., 1995; Hunter et al., 2017; Isaacman-Vanwertz et al., 2018). By allowing direct measurement of chemically and/or thermally labile atmospheric constituents, these instruments have profoundly increased understanding of atmospheric chemistry (e.g., Ehn et al., 2014; Lee et al., 2016; Nguyen et al., 2015). However, direct mass spectrometry generally lacks any mechanism for the resolution of isomers, yielding data only on the molecular formula of detected analytes, with little structural information. Some approaches to CIMS are limited to specific compound classes (e.g., acids), thus providing some information, but provide no resolution of isomers within these classes (Thompson et al., 2016). In

120

125

order to situate measurements by CIMS and other direct mass spectrometers in a chemical space useful for modeling or understanding the atmosphere (e.g., Isaacman-VanWertz et al., 2017; Mohr et al., 2019), methods have been developed and applied for estimating physicochemical parameters from formulas alone. These methods are primarily limited to estimation of vapor pressure (Daumit et al., 2013; Donahue et al., 2011; Li et al., 2016) and k_{OH} (Donahue et al., 2013); no formula-based methods for estimation of HLC have been published.

Formula-based estimation of physicochemical parameters is necessarily less exact than structure-based estimation, as it has less information available as an input (i.e., lack of structure). To some extent, isomers are known to differ in their physicochemical properties. Different functional groups containing the same atoms vary in their SAR group contributions (e.g., carboxylic acid vs. ester) and prior work has demonstrated that even positional isomers may differ in their vapor pressures (Dang et al., 2019). However, it has not been previously shown the extent to which this lack of structural information degrades parameter estimation. If, for example, the uncertainty in parameter estimation is significantly larger than differences caused by structure, there would be no significant loss in accuracy caused by not knowing the structure. It is therefore an important but unanswered question to determine to what extent isomers differ in their parameters, and how this compares to precision in parameter estimation. Addressing this issue would provide an understanding of the degree to which it is relevant to know the structure of a molecule when estimating a given parameter. It is important to note that application of SARs frequently include extrapolation beyond well-constrained laboratory data, which may decrease their accuracy. Formula-based estimations are typically built off of these existing SARs, so inherently include their limitations and biases. It is consequently less informative to discuss the accuracy of a formula-based estimation, which is driven in large part by the underlying SAR(s) and for which experimental data is limited, but rather the precision of such a method, i.e., the ability to recreate a structure-based estimate using only its molecular formula.

Given the large number of available methods, selection of a method for the estimation of a physicochemical parameter is non-trivial, and researchers are left navigating a complex issue without obvious best practices. Selection of one method over another is frequently an issue of convenience or familiarity, often with little consideration of the accuracy of a method, which may itself be poorly constrained due to a lack of experimental data for atmospherically-relevant compounds. The range of choices is further complicated by the fact that many methods have multiple publicly available implementations (e.g., online interfaces), which we show in this work may disagree for a significant fraction of compounds. In an effort to understand the current landscape, we examine here some widely used methods for the estimation of three critical physicochemical parameters: vapor pressure, Henry's law constant (HLC), and k_{OH} . We combine these widely-used methods for estimation of these parameters to answer several questions:

1. How different are the various methods available for both structure-based and formula-based estimation of vapor pressure, Henry's law constants, and gas-phase OH reaction rates?

2. Does knowing the structure of a molecule improve the estimation of its physicochemical parameters? *That is, are differences in physicochemical parameters between isomers sufficiently large to outweigh uncertainty in their estimation?*
3. How much additional uncertainty is introduced in parameter estimation when structural information is unavailable?

2 Methods

To answer the questions posed above, physicochemical parameters were estimated for approximately 38,000 atmospherically-relevant species representing approximately 1,200 formulas. Parameters were estimated using a large number of methods currently in widespread use by the atmospheric chemistry scientific community. Differences between structure-based estimation methods for an individual compound were compared to differences between isomers of a formula for a given method. These were further compared to parameters estimated using formula-based methods. Details of species generation and parameter estimation are provided below. *A critical issue to consider throughout this work is that extending results beyond the training data may significantly increase uncertainty. The results herein are most reasonably applied to products of gas-phase atmospheric oxidation, with heavy representation by compounds that are highly oxygenated, are multi-functional, and/or contain nitrate groups.*

Throughout the manuscript, notation used to describe derived quantities about a property, x , estimated by a structure-based estimation method (i.e., SAR), m , include:

- Δx = difference in x between two isomers
- $\langle \Delta x \rangle_{\text{formula}}$ = average difference in x between all isomer pairs for a given formula
- Δm_x = difference in x for a given species as estimated by two different SARs
- $\langle \Delta m_x \rangle$ = average difference in x between all SAR pairs for a given species
- \bar{x} = average x of a species, estimated using all SARs
- \bar{x}_{formula} = average x of a formula, estimated using all SARs for all isomers

Properties studied include: pure component subcooled liquid vapor pressure, p , in units of log(atm); Henry's law constant, HLC or H , in units of log(M/atm), and gas-phase OH reaction rate *constant*, k_{OH} or k , in units of $\text{cm}^3/\text{molec}\cdot\text{s}$.

2.1 Generation of atmospherically relevant molecular structures

Atmospherically relevant species were generated using the simulated oxidation of precursor hydrocarbons. Three hydrocarbons – α -pinene, decane, and toluene – were selected to represent different chemical classes common in the atmosphere (cyclic alkene, saturated alkane, and aromatic, respectively) as well as different expected emissions sources. The gas-phase oxidation mechanism for these hydrocarbons were generated using the Generator of Explicit Chemistry and Kinetics of Organics in the

Formatted: Font: Italic

Formatted: Font: Italic

Formatted: Font: Italic

Formatted: Font: Italic

Formatted: Font: Italic

Formatted: Font: Italic

Formatted: Font: Italic

Formatted: Font: Italic

Formatted: Font: Italic

Formatted: Font: Italic

Atmosphere (GECKO-A). GECKO-A is a computer program designed to automatically generate the complete mechanism involved in the oxidation of a broad range of atmospherically important hydrocarbons. The tool generates chemical mechanisms according to a prescribed protocol, providing reaction rates based on experimental and theoretical data and SARs.

The protocol implemented in GECKO-A is described by Aumont et al. (2005), with the chemistry updates given in Lannuque et al. (2018). The purpose of the study being to explore the properties of isomer distributions, oxidation was explicitly considered up to the 5th generation and no lumping was here performed using surrogate species during the generation process. To limit the size of the mechanism, gas-phase chemistry for species having a vapor pressure below 10^{-13} atm was not generated, those species being expected to partition almost exclusively in the condensed phases under typical atmospheric conditions (e.g., Valorso et al., 2011). The numbers of species generated are 2.0×10^5 , 5.5×10^5 and 7.5×10^5 for the decane, toluene and α -pinene mechanisms, respectively. Non radical species are considered in both the gas and particle phase. Condensed phase reactions are not considered in this model configuration.

Simulations are performed in a box model using conditions roughly representative of average continental atmospheric conditions (Lannuque et al., 2018). In these runs, temperature is fixed at 298 K, photolysis frequencies are computed for mid-latitude and for a solar zenith angle of 45° using the TUV model (Madronich and Flocke, 1999), the relative humidity is set to 70%. Mixing ratios are prescribed for methane (1750 ppb), CO (120 ppb), HCHO (2 ppb), NO_x (500 ppt), O₃ (40 ppb). Furthermore, a proxy species is introduced to include the influence of non-methane volatile organic compound oxidation on the HOx and NOx cycles. First order loss rate of OH with respect to that proxy is set to 6 s^{-1} and leads to the formation of a surrogate peroxy radical, with a chemistry assumed to be similar to CH₃O₂. To allow gas/particle partitioning, a preexisting mass concentration of organic particle is assumed and set to $10 \text{ } \mu\text{g}/\text{m}^3$. This condensed phase is assumed to behave as a well-mixed ideal organic phase made of non-volatile organic matter. Finally, the parent hydrocarbon initial mixing ratio is set to an arbitrary value of 10 ppt carbon, a value low enough to not modify substantially the prescribed buffered conditions. Time integration of the mechanisms is performed for 5 days. These simulations served primarily to generate various species representative of the molecular structures expected in typical ambient atmospheres under both high and low NOx conditions.

The analysis performed in this study is not sensitive to the exact oxidation conditions, as described below.

The number of species considered in the GECKO-A mechanisms is excessively large and a threshold was set in this work to perform the analysis. The species representing the approximately 200 most abundant molecular formulas in each the gas and particle phase were analyzed for each oxidation system. “Abundance” is considered here as the summed concentration across the modeled period. Separately considering the abundance of gas- and particle-phase compounds ensures a dataset spanning the atmospherically-relevant range of properties. Some of the same formulas may be abundant in both the gas- and particle-phase components of a given oxidation system, but a given formula may be comprised of a different set of isomers or the same isomers in different proportions. A total of 1193 formulas, comprised of roughly 182,000 unique compounds were

consequently included in this analysis, roughly evenly split between the three oxidation systems, as well as between gas- and particle-phase components. Roughly two-thirds of these formulas contain nitrogen, in most cases in the form of organonitrates.

For each formula, isomers were included in this analysis if they accounted for at least 0.1% of the abundance of each formula. This threshold was selected to maximize statistical robustness by providing a large dataset, while minimizing the impact of species expected to be produced at negligibly small concentrations. Selection of higher thresholds (e.g. 1%, 10%) were investigated but not observed to significantly change the results of this work. In order to prevent this analysis from being too strongly impacted by the specific chemistry of the model, isomers were not weighted by their abundance in any of the analyses below; rather isomers were included with equal weight so long as they exceeded the 0.1% threshold. A total of 38,594 species exceeded the 0.1% threshold in at least one oxidation system and phase. Each formula may include a variable number of isomers, so compounds are not equally distributed between oxidation systems: 5% α -pinene gas-phase components, 6% decane gas, 10% toluene gas, 20% α -pinene particle, 16% decane particle, and 43% toluene particle. From this distribution it is apparent that in general, the model predicts particle-phase formulas to contain three to four times as many isomers as gas-phase formulas, and toluene oxidation produces twice as many isomers per formula as the other two systems studied. Due to these differences, the six datasets are discussed separately where relevant throughout this work. Furthermore, species that have both a gas- and particle-phase component exceeding the 0.1% threshold (N=3241 species) are included in both systems when gas- and particle-phase compounds are analyzed or discussed separately.

Each compound is described by a SMILES string from which physicochemical properties could be estimated computationally. Most structure-based estimation methods involve a two-step process in which the SMILES notation is parsed into the chemical functional groups relevant to the method, then the impact of each group is combined. All structure-based estimation in this work was executed through publicly available online tools that performed both the parsing of the SMILES string as well as the computation of the properties, as described below. SMILES strings and estimated parameters are provided as Supplementary Data for all compounds used in this work (all ~182,000 compounds provided, with the most relevant 38,594 denoted).

2.2 Structure-based estimation of vapor pressure

2.2.1 SIMPOL

SIMPOL is a structure-activity relationship in which the subcooled liquid vapor pressure contributions of individual chemical functional groups are summed to generate a subcooled pure liquid vapor pressure (Pankow and Asher, 2008). No second-order interaction terms are included to account for neighboring functional groups. Two implementations of SIMPOL are publicly available: the GECKO-A online interface (<http://geckoa.lisa.u-pec.fr/>), and the Python package APRL Substructure Search

Program, developed and made publicly available by Dr. S. Takahama (Ruggeri and Takahama, 2016). As of the time of publication, the GECKO-A online interface does not accept standard SMILES strings, requiring instead a modified notation that uses explicit hydrogens and a few other differences, making its widespread use somewhat more difficult. Both implementations of SIMPOL were compared as part of this work. While small differences are expected due to uncertainty in parsing SMILES notation and ambiguity in chemical functional group assignment, vapor pressures estimated by SIMPOL should ideally be nearly identical between implementations. In the case of decane and α -pinene oxidation products, these implementations were in excellent agreement (Figure S1). However, significant differences were observed in their estimations of toluene oxidation products having complex molecular structures. To understand the differences observed for toluene oxidation products, SIMPOL was implemented manually for a random set of compounds that were observed to not agree, with results in Table S1. While some differences may be attributable to real errors in implementations, a larger uncertainty appears to be associated with needing to extrapolate beyond the functional groups identified within the SIMPOL SAR. For example, SIMPOL does not include the α -carbonyl peroxide ($-C(=O)-O-O-R$) functional group; while a peroxide group is included, carbonyls are included only as ketones and aldehydes, neither of which is an accurate description of this case. APRL treats this group as a peroxide, with no contribution from the carbonyl group, while GECKO-A treats this group as an ester-ether; little or no data exists to determine which approach is more accurate. This example points to a systematic limitation of SARs, and the inherent potential differences between implementations for complex atmospheric oxidation products.

In the case of SIMPOL, manual investigation suggests that most differences between implementations could be traced to differences in the interpretation or extrapolation of the SAR for functional groups outside the prescribed bounds. Neither implementation was found to be clearly more suitable or faithful to the published SAR. The GECKO-A implementation of SIMPOL was used in this work because the online interface of GECKO-A provides a logistical benefit by implementing this method alongside multiple other structure-based parameter estimations. Results in this work are found to be relatively insensitive to the choice of implementation as they are nearly identical for decane and α -pinene oxidation products.

2.2.2 EVAPORATION

EVAPORATION is a structure-activity relationship for the estimation of subcooled liquid vapor pressure that includes vapor pressure contributions of individual chemical functional groups, as well as terms to account for interactions between neighboring groups (Compernelle et al., 2011). Currently, this method lacks terms to describe several less abundant but nevertheless atmospherically-relevant functional groups, including $-NO_2$ and $-C(=O)ONO_2$. For the purpose of this analysis, these groups were replaced by $-ONO_2$ and $-C(=O)OONO_2$ respectively, which are predicted to have similar impacts on vapor pressure based on SIMPOL (Section 2.2.1) and the Estimation Programs Interface Suite (EPI, Section 2.2.5). EVAPORATION currently also lacks a treatment of aromaticity, but this limitation has little impact on this dataset. Though toluene is aromatic, oxidation quickly breaks its aromaticity and fewer than 200 oxidation products contained aromatic carbon; aromatic carbons

were replaced with aliphatic carbons for these compounds, which is expected to introduce bias of approximately half an order of magnitude for this small subset of compounds.

As of the time of publication, two implementations of the EVAPORATION method are publicly available as online resources. A direct online interface is available through the Royal Belgian Institute for Space Aeronomy (hereafter referred to as “IASB”, found at <https://tropo.aeronomie.be>), the institution at which the SAR was developed. A separate implementation is available as part of the UManSysProp package for the estimation of a wide range of physicochemical and system parameters, developed and published by researchers at the University of Manchester (Topping et al., 2016). UManSysProp is available both as a standalone Python package, and an online interface at <http://umansysprop.seaes.manchester.ac.uk>.

Both the IASB and UManSysProp implementations of EVAPORATION were compared as part of this work in order to ensure that inclusion of this estimation method in this work is as faithful as possible to the published SAR. Though the comparison of these implementations shown in Figure S2 fell generally along a one-to-one line as expected, some significant differences were observed. Vapor pressures estimated for decane oxidation products were almost always nearly identical, but oxidation products of α -pinene differed by approximately an order of magnitude for a large fraction of the tested compounds and toluene oxidation products differed significantly and variably for a substantial majority of compounds. To assess these differences, the EVAPORATION SAR was tested manually for a small set of compounds that differed between implementations. Values manually computed were found in most cases to be in reasonable agreement with the IASB implementation, but frequently differed from the UManSysProp implementation (Table S2). Not all differences in methods could be obviously explained by extrapolation beyond prescribed functional groups, but these differences nevertheless highlight the difficulties encountered in implementing a given SAR for highly diverse and complex molecular structure. This work relies on the IASB implementation for estimation of vapor pressures by the EVAPORATION method based on its agreement with manual implementation and the fact that this implementation is provided by the institution at which the SAR was developed. We note that the open-source nature of the UManSysProp package allows a user to understand and/or modify its source code, so future updates may impact these comparisons, but no attempt was made in this work to reconcile the two methods.

2.2.3 Nannoolal

Nannoolal and co-workers developed a group contribution method for the prediction of vapor pressure given the structure and boiling point of a molecule (Nannoolal et al., 2008). This method includes a substantially larger number of groups than either SIMPOL or EVAPORATION, encompassing a broader range of compounds including inorganic groups, and includes second-order terms to account for interactions between neighboring groups. Boiling point can in turn be estimated from molecular structure using a group contribution method developed by Nannoolal and co-workers (Nannoolal et al., 2004). “Nannoolal” in this work refers to the estimation method using both the vapor pressure and boiling point group contribution methods developed by Nannoolal et al. Two implementations of Nannoolal are available through online interfaces, specifically using the GECKO-

A interface and the UManSysProp package. Some differences were observed between these implementations (Figure S3), similarly in scope and scale to the EVAPORATION comparison above. It is clear from the comparisons of Nannoolal and EVAPORATION implementations that estimation of vapor pressures for toluene oxidation products pose unique complexities. Due to the general similarity between implementations for the non-aromatic precursors and the use of the Nannoolal SAR as the default estimation method in the GECKO-A model itself, no further examination of the implementation in the two tools was undertaken. In this work, Nannoolal refers to the GECKO-A implementation of this method.

2.2.4 Myrdal and Yalkowsky

The vapor pressure estimation method developed by Myrdal and Yalkowsky consists of a group-contribution correction to a previous semi-empirical estimation method that relied only on boiling and melting points, as well as estimations of the entropy of boiling, entropy of melting, and heat capacity change upon boiling (Myrdal and Yalkowsky, 1997). In this modification, a small number of groups (fewer than a dozen) and molecular properties (e.g., rotational symmetry) are considered for their impacts to these three estimated physicochemical properties. For calculation of subcooled liquid vapor pressures, the terms considering temperatures and entropies of melting can be ignored. Consequently, vapor pressure estimation by the Myrdal and Yalkowsky [method](#) for this work depends only on molecular structure and boiling points.

This work relies on the UManSysProp implementation of the Myrdal and Yalkowsky method, which allows estimation of boiling point by any of several methods. ~~For this work~~Where the Myrdal and Yalkowsky method are considered in this work, boiling points were estimated using the Nannoolal estimation technique (Nannoolal et al., 2004). Another implementation is available through the GECKO-A interface using the Joback and Reid boiling point group contribution estimation technique (Joback, 1984; Reid et al., 1987), with some modifications as described by Camredon et al. (2006). ~~These implementations are not compared in this work because~~The this-Myrdal and Yalkowsky SAR has been shown previously to be comparable to, but somewhat less accurate and more biased, than the Nannoolal SAR when the Nannoolal boiling point estimation technique (Nannoolal et al., 2004) is used and substantially biased when Joback and Reid is used ~~less accurate~~(Barley and McFiggans, 2010; O'Meara et al., 2014). ~~The Myrdal and Yalkowsky method, and so is therefore is~~not included in most of the analyses in this work; ~~and the GECKO-A and UManSysProp implementations of this SAR are consequently not compared in detailed.~~

2.2.5 EPI

The U.S. Environmental Protection Agency makes available the Estimation Programs Interface Suite™ for the estimation of environmentally relevant parameters (US Environment Protection Agency, 2019), which includes a module ("MPBPVP") for the estimation of vapor pressures and subcooled liquid vapor pressures using SMILES strings as inputs. This module uses the "Modified Grain Method" which estimates vapor pressure based on a near-unity structural factor and an estimated boiling point. Boiling point is in turn estimated using the Stein and Brown group contribution method (Stein and Brown, 1994), an extension of the Joback and Reid method (Joback, 1984; Reid et al., 1987). This approach includes group contributions for a

wide variety of molecular structures, including a wide range of inorganic components. Estimation of vapor pressures by the EPI Suite is perhaps most common for estimating small numbers of vapor pressures due to its readily available implementation, though it has ~~somewhat~~ higher error than some other methods (e.g., Nannoolal) when compared against experimental data (Barley and McFiggans, 2010, wherein the method ~~referred to as "SB/BK"~~ closely approximates the EPI method).

2.3 Structure-based estimation of Henry's law constant

Two structure-based methods were considered in this work for the estimation of Henry's Law Constants (HLCs). One method used here is "HWINb", the bond contribution method implemented by the HENRYWIN module of the EPI Suite (US Environment Protection Agency, 2019). This method is similar to a group contribution method, but instead of using groups, individual bonds are considered with correction factors for different chemical classes (Hine and Mookerjee, 1975; Meylan and Howard, 1991). The other method used here is "GROMHE" (GROUp contribution Method for Henry's law Estimate), a group contribution method that also includes a group contribution term for the effect of hydration of carbonyls (Raventos-Duran et al., 2010). GROMHE is the HLC estimation method used by GECKO-A, which is the implementation used in this work. Previous work has suggested GROMHE to be more accurate than HWINb, but this conclusion was based on a relatively small amount of experimental data (<500 compounds) with relatively low HLCs (Raventos-Duran et al., 2010). We consequently do not assume the accuracy of one method over another and instead assume the variability between methods is due to uncertainty in structure-based estimation of HLC. ~~The GECKO-A implementation of GROMHE sets a threshold of 10^{18} M/atm for HLC, capping all higher estimations at this value; consequently species estimated by either GROMHE or HWINb as having HLC at or above this threshold are excluded from all analyses in this work.~~

2.4 Structure-based estimation of k_{OH}

Two structure-based methods were considered in this work for the estimation of k_{OH} . Perhaps the most common method is that developed by Kwok and Atkinson, a group contribution method that includes additive terms for hydrogen abstraction from or radical addition to individual atoms or bonds (Kwok and Atkinson, 1995). An additional second-order term accounts for substituent effects on each atom. The implementation of this method used here is the AOPWIN module of the EPI Suite (Meylan and Howard, 1993; US Environment Protection Agency, 2019). The other method used here is the group contribution method of Jenkin et al., which functions similarly to Kwok and Atkinson approach but with updated and extended coefficients (Jenkin et al., 2018). Jenkin et al. is the k_{OH} estimation method used by GECKO-A, which is the implementation used in this work, and which ~~has an~~ is available ~~interface~~ through the GECKO-A online interface.

2.5 Formula-based estimation of vapor pressure

2.5.1 Daumit et al.

Daumit and co-workers use a basic set of assumptions about the structures of atmospheric components to apply the SIMPOL estimation method in the absence of molecular structure (Daumit et al., 2013). Essentially, all oxygen atoms in a molecule are apportioned between hydroxyl and carbonyl groups based on the degree of unsaturation calculated from the H/C and O/C ratios. To accurately calculate degrees of unsaturation, an assumption must be made about the number of rings present in the molecule. We assume there to be no rings, as this is consistent with the majority of compounds in this dataset, but the need to make this assumption represents a general source of uncertainty in the Daumit et al. method. While Daumit et al. do not explicitly treat nitrogen, they note that the nitrate group is expected in SIMPOL to have a similar impact as the hydroxyl group. The carbonylperoxynitrate group, another major form of organic nitrogen in the atmosphere (e.g., peroxyacetylnitrate, PAN), similarly has an impact comparable as its hydroxyl analog, the carbonylperoxyacid group. To explicitly extend this method to nitrogen, we make the assumption that nitrogen is predominantly present as nitrate groups and each nitrate group is treated as equivalent to a hydroxyl group; this assumption is reasonable for a system dominated by products of gas-phase oxidation, in which R-ONO₂ compounds and peroxynitrates are the dominant source of organic nitrogen (Beaver et al., 2012; Lee et al., 2016), but should be applied only cautiously to other systems. For every three oxygen atoms present in the formula, two oxygen atoms and one nitrogen atom is removed until all nitrogen has been removed. The resulting formula, in which all possible NO₃ groups have been formulaically converted to OH, are treated as per Daumit et al. As an example, the formula C₈H₁₅O₆N, interpreted as containing one nitrate group, one carbonyl, and two hydroxyl groups, would be treated as C₈H₁₆O₄, interpreted as containing one carbonyl, and three hydroxyl groups. In environments in which nitrogen is present in forms other than nitrate, Daumit et al. lacks an explicit mechanism for considering nitrogen. An additional limitation of this approach is that while certain groups can be approximated as a combination of carbonyl and hydroxyl oxygens, others may be poorly described in this way. For example, the vapor pressure contribution of a carboxylic acid is estimated to be similar to that of a ketone or an aldehyde plus a hydroxyl group, but a hydroperoxide has a substantially lower impact than that of two hydroxyl groups.

2.5.2 Modified Li et al. (“molecular corridors”)

The formula-based approach for the estimation of vapor pressures developed by Li et al. as part of their work on “molecular corridors” uses empirical coefficients to quantify the impact of each atom on vapor pressure, with a minor term for interactions between carbon and oxygen (Li et al., 2016; Shiraiwa et al., 2014). Formulas are first categorized by their component elements, with a separate set of coefficients for e.g., CHO formulas vs. CHON formulas. This method was developed by multi-linear regressions against a training set of vapor pressures estimated by the EPI Suite, and As with any empirical method, it is thus to some extent limited to the compound classes on which it was trained and can only be as accurate as the EPI-SAR estimation method with which it was developed (EPI). Most notably, despite the relative prevalence of organic nitrates (R-ONO₂) in the

Formatted: Subscript

atmosphere (Lee et al., 2016), few such compounds exist in the CHON training set used by Li et al. Of the 13,628 CHON compounds used to build the relationship, only 9 (0.07%) are organic nitrates and 750 (5.5%) are organic nitro compounds, which have a similar impact on vapor pressure; all other included compounds represent amines, amides, amino acids, and other groups that contain C-N bonds, which are expected to have a very different impact on vapor pressure. Consequently, application of the Li et al. formula-based estimation technique to compounds containing nitrates is expected to be significantly biased. We test this hypothesis here ~~in order -in order-~~ to ~~more-accurately~~ apply this method ~~more accurately~~ to the dataset.

Comparison of vapor pressures estimated by Li et al. to vapor pressures estimated for the same compound using structure-based methods (Figure S4) demonstrates significant biases that increase with the number of nitrogen atoms, which in this dataset are almost wholly contained in nitrate, nitro, and peroxyxynitrate groups. To address this bias we propose two similar possible approaches based on the observation that a nitrate group (NO_3) has a similar impact on vapor pressure as a hydroxyl group (OH), and thus each nitrogen has the effect of canceling the effect of two oxygen atoms. Either the nitrogen coefficient for CHON formulas can be forced to equal twice the negative of the oxygen atom ($b_N = -2*b_O$), or the formula used to estimate vapor pressure can be amended to convert all potential nitrate groups into hydroxyl groups as described in the implementation of Daumit et al. Both approaches are shown in Figure S4 to similarly remove the nitrogen-dependent bias, and are generally equivalent in this dataset. In mixed environments in which ~~oxygenated-functionalized~~ amines and organonitrates may co-exist, formulaically converting nitrate groups to hydroxyl groups may be preferred in order to more accurately treat nitrogen in excess of potential nitrate groups (i.e. in cases where the number of nitrogens is greater than the number of sets of 3 oxygens). However, given the nitrate-dominated nature of this dataset, for simplicity we use a Modified Li et al. method in which $b_N = -2*b_O$.

2.5.3 Donahue et al.

A relatively simple formula-based estimation method is provided by Donahue et al. (2011), relying only on carbon and oxygen number. This method represents a general relationship based on average expected trends in the structures of atmospheric components. It cannot be easily extended to nitrogen-containing formulas, so they are excluded from analyses using this approach in the present work.

2.6 Formula-based estimation of Henry's law constant

To the best of our knowledge, no explicit method for formula-based estimation of Henry's law constant (HLC) has been published. However, explicit modeling of gas phase oxidation has previously shown a relationship between HLC and vapor pressure for organic species of atmospheric interest (Hodzic et al., 2014; Lannuque et al., 2018). Given the previously demonstrated feasibility of formula-based estimation of vapor pressure, this suggests formula-based estimation of HLC is possible, ~~at least for compounds with shared characteristics (e.g., multi-functional atmospheric oxidation products), which we demonstrate later in this work.~~

2.7 Formula-based estimation of k_{OH}

In separate work from their formula-based vapor pressure estimation, Donahue and co-workers (Donahue et al., 2013) have developed a formula-based approach to the estimation of gas-phase OH reaction rates (k_{OH}). The equation they provide is roughly based on the observations that as carbon number increases, available hydrogens for OH abstraction also increase, and as oxygen number increases, hydrogens become easier to abstract but there is a decrease in the number of abstractable hydrogens. Donahue et al. recognize it only as a rough approximation and not a particularly robust estimation method, a conclusion consistent with results [shown below in this work](#).

2.8 Summary

Given the large number of methods employed in this work, we summarize below alongside the notation hereafter used in this work.

Structure-based estimation of vapor pressure:

- “SIMPOL” – calculated from SIMPOL as implemented by GECKO-A
- “EVAPORATION” – calculated from EVAPORATION as implemented by the Royal Belgian Institute for Space Aeronomy (“IASB”)
- “Nannoolal” – calculated based on Nannoolal et al. (2008) using boiling points estimated by Nannoolal et al. (2004), as implemented by GECKO-A
- “Myrdal and Yalkowsky” – calculated based on Myrdal and Yalkowsky (1997) using boiling points estimated by Nannoolal et al. (2004), as implemented by the UManSysProp Python package
- “EPI” – calculated by the EPI Suite, an implementation of the Modified Grain Method using boiling points estimated by Stein and Brown (1994).

Structure-based estimation of Henry’s Law Constant:

- “HWINb” – calculated by the EPI Suite, using the bond contribution method of the HENRYWIN module
- “GROMHE” – calculated with the GROMHE group contribution method, as implemented by GECKO-A

Structure-based estimation of k_{OH} :

- “Kwok and Atkinson” – calculated based on Kwok and Atkinson (1994) method, as implemented by the AOPWIN module of the EPI suite
- “Jenkin” – calculated based on Jenkin et al. (2018a, 2018b), as implemented by GECKO-A

Formula-based estimation of vapor pressure:

- “Daumit” – calculated based on Daumit et al. (2013), with consideration for nitrates
- “Modified Li” – calculated based on Li et al. (2016), with modified nitrogen coefficient
- “Donahue” – calculated based on Donahue et al. (2011), not used for nitrogen-containing formulas

Formula-based estimation of Henry's Law Constant:

None previously published

Formula-based estimation of k_{OH} :

- “Donahue” – calculated based on Donahue et al. (2013), not used for nitrogen-containing formulas

3 Results

3.1 Isomer differences for vapor pressures

A primary objective of this work is to understand typical differences in estimated vapor pressures between isomers. We evaluate these differences here by calculating the average difference in the estimated vapor pressure of any two isomers of a given formula estimated by a given structure-based method. For each formula containing n isomers, $(n*(n-1)/2)$ distinct pairs of isomers can be counted. For each possible pair of isomers i and j , the absolute difference in the estimated log vapor pressure is computed as $\Delta p = |\log(p_i) - \log(p_j)|$. The average difference in vapor pressure among isomers of a given formula (denoted $\langle \Delta p \rangle_{\text{formula}}$ hereafter) is then computed as the average of the Δp obtained for all pairs of a given formula. For all five structure-based vapor pressure estimation methods included in this work, $\langle \Delta p \rangle_{\text{formula}}$ is relatively evenly distributed between 0 and 2 log units (Figure 1a). The overall average of $\langle \Delta p \rangle_{\text{formula}}$ is between 0.8 and 1.0 log units across all five estimation methods, indicating that the central tendency is for two isomers to differ by approximately one log unit in vapor pressure. The distribution of $\langle \Delta p \rangle_{\text{formula}}$ depends on the oxidation system studied, as is clear from the breakdown of distributions by precursor and phase shown for Nannoolal in Figure 1b; the trends observed for Nannoolal are generally representative of the other four methods, shown as Figures S6 and S7. Estimated vapor pressures of isomers are more similar for decane oxidation products ($\langle \Delta p \rangle_{\text{formula}} \approx 0.5$ log units), and less similar for toluene oxidation products ($\langle \Delta p \rangle_{\text{formula}} \approx 1.5$ log unit), with a-pinene oxidation products in between ($\langle \Delta p \rangle_{\text{formula}} \approx 1$ log unit). Phase of the compound, which serves in large part as a proxy for volatility (i.e. particle-phase components have lower vapor pressures), also has some impact, with somewhat higher $\langle \Delta p \rangle_{\text{formula}}$ for formulas abundant in the particle phase. Note that the components are distinguished as gas- and particle-phase based on their abundance

Formatted: Font: Italic

Formatted: Font: Italic

Formatted: Font: Italic

Formatted: Font: Italic

Formatted: Font: Italic

Formatted: Font: Italic

Formatted: Font: Italic

Formatted: Font: Italic

Formatted: Font: Italic

Formatted: Font: Italic

Formatted: Font: Italic

Formatted: Font: Italic

in either phase – a minor fraction of species is represented in both datasets. This phase dependence in the estimated differences in isomer vapor pressures is likely influenced by two complementary issues in applying SARs to this dataset: (a) phase serves as a proxy for volatility, and (b) given that all compounds are products of the same precursors, volatility is decreased primarily by the addition of functional groups and so is a proxy for increased functionality. Consequently, the increased variability in estimated vapor pressures of particle-phase isomers may be due part to the need to extrapolate the SARs toward lower volatility and higher functionality, farther from their well-constrained domains. ~~Note that the components are distinguished as gas- and particle-phase based on their abundance in either phase – a minor fraction of species is represented in both datasets.~~

The $\langle \Delta p \rangle_{\text{formula}}$ metric obscures some of the larger individual differences between ~~pair-of-isomer pairs~~. The complete cumulative frequency distribution of Δp is shown in Figure 1c for all isomer pairs. While 50% of Δp values differ by less than 1 log unit, a long tail indicates that in many cases isomers may differ by up to around 3 log units (or, rarely, 4 or 5 log units) in their estimated vapor pressures. These trends are ~~relatively robust, exhibited true~~ across all five tested estimation methods. The various oxidation systems (Figure 1d) vary in their Δp cumulative frequency distribution in qualitatively similar ways as their distributions of $\langle \Delta p \rangle_{\text{formula}}$: toluene oxidation isomers differ substantially more in their vapor pressures than the isomers in other systems, and gas-phase isomers are slightly less variable in their estimated vapor pressures than particle-phase isomers.

It is consequently difficult to provide a single number to characterize the typical $\langle \Delta p \rangle_{\text{formula}}$ values due to the wide distribution, variabilities between systems, and differences between methods. However, it is a reasonable overall summary that vapor pressures of isomers estimated by most structure-based methods differ by between 0.5 and 3 log units, with a central tendency of ~1 log unit. Estimation methods typically agree about the range of $\langle \Delta p \rangle_{\text{formula}}$, but it is sensitive to the oxidation system being studied. Similar to phase-dependence, system-dependence may be due in part to varying degrees of extrapolating each SAR to functional groups or intra-molecular interactions not captured in their development.

Formatted: Font: Italic

Formatted: Font: Italic

Formatted: Font: Italic

Formatted: Font: Italic

Formatted: Font: Italic

Formatted: Font: Italic

Formatted: Font: Italic

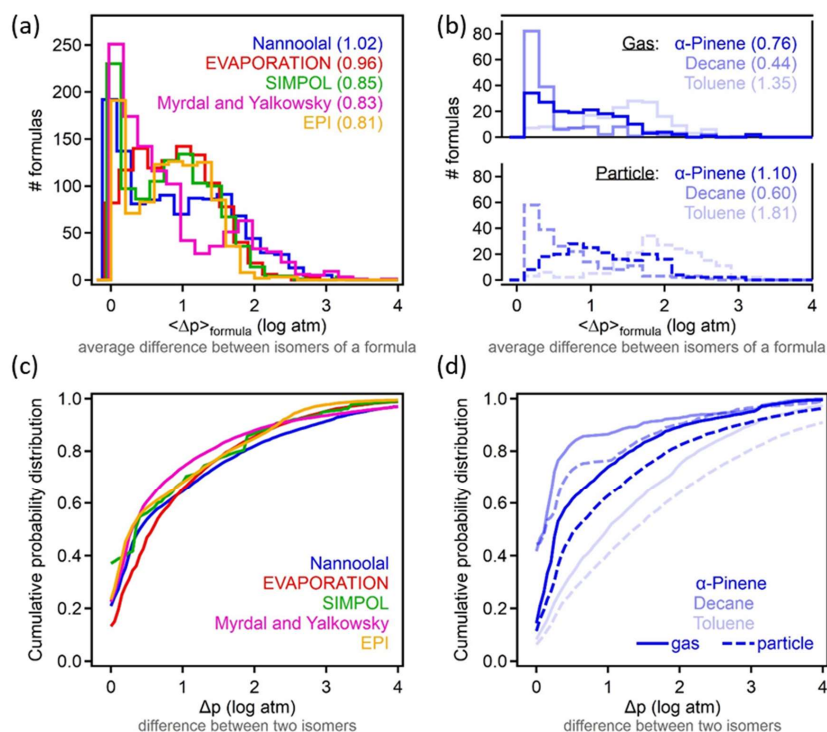


Figure 1. Differences in vapor pressure between isomers. (a) Distribution of $\langle \Delta p \rangle_{\text{formula}}$, the average difference between vapor pressures of isomers of a given formula for the five structure-based estimation methods examined, with (b) the same distribution broken out by oxidation system for the Nannoolal method. Average values of each distribution are provided in parentheses. (c) Cumulative probability distribution of Δp , the difference between any two isomers of a given formula for the five structure-based estimation methods examined, with (d) the same distribution broken out by oxidation system for the Nannoolal method. The other four methods are shown in Figures S6-S7.

Though one log unit (a factor of 10), is a substantial difference in vapor pressures, it must be placed in the context of our ability to estimate the parameter. In other words, if estimation methods differ by more than this for a given species, details of the molecular structure are less important than which estimation method is used, so knowing the molecular structure would not substantively improve the estimate. In the Supplementary Information we compare EPI, Myrdal and Yalkowsky, SIMPOL and EVAPORATION versus Nannoolal estimation methods both as scatter plots (Figure S8), and histograms of the difference between two methods (Figure S9). The Myrdal and Yalkowsky (using Nannoolal boiling point estimation) and EPI methods estimate substantially higher vapor pressures for low-volatility compounds-oxidation products than the other three methods,

Formatted: Font: Italic

Formatted: Font: Italic

consistent with previous work (Compernelle et al., 2011). This trend is in agreement with previous work that has shown overestimation of vapor pressures, particularly at lower vapor pressures, by the Myrdal and Yalkowsky method and the Stein and Brown method upon which EPI is based (Barley and McFiggans, 2010). In turn, Nannoolal estimates somewhat lower vapor pressures than SIMPOL and EVAPORATION for low-volatility compounds, but to a lesser extent. Similar trends between SIMPOL, Nannoolal, EVAPORATION, and Myrdal and Yalkowsky have been previously shown for the oxidation products of α -pinene (Compernelle et al., 2011; Valorso et al., 2011). There is no sufficiently large database of known vapor pressures to know which of these methods is most accurate in these regions. We instead assume that the best available estimate for the vapor pressure of a compound is the average of the SIMPOL, Nannoolal, and EVAPORATION estimates. This assumption is based on the similarity of the SIMPOL, Nannoolal, and EVAPORATION methods in this and in previous work, in large part on previous work demonstrating agreement between Nannoolal and experimental data (Barley and McFiggans, 2010; O'Meara et al., 2014), and the similarity of the other two methods (SIMPOL and EVAPORATION) to Nannoolal, and the more recent development of these SARs (2008, 2008, and 2011, respectively). The EPI and Myrdal and Yalkowsky methods are treated as outliers based on their overestimation of bias low vapor pressures relative to experimental data (shown by Barley and McFiggans, 2010 and O'Meara et al., 2014) and to other methods (Figure S8). By averaging the vapor pressures estimated for each species compound with Nannoolal, SIMPOL and EVAPORATION methods, we mitigate any biases present in any one method. The average of these three methods provides an average structure-based estimate for a given species, denoted here as \bar{p} . The methods treated here are of course not exhaustive, but these three methods represent several of the most widely used methods in the field, perform well in comparison to experimental data, and rely on completely independent parameterizations. Other methods that perform well in prior reviews (Barley and McFiggans, 2010; O'Meara et al., 2014), such as the Lee-Kesler method, are not included here either because they are not widely used within the atmospheric field and/or they use the Nannoolal boiling point estimation method (2004) and consequently do not represent a truly independent source of bias or error.

To understand precision in structure-based estimation, we quantify the differences between methods in the predicted property of a given species. For each species compound, the vapor pressure is estimated using the three selected methods above. We denote Δm_p as the absolute difference in estimated vapor pressure of a given species between any 2 methods q and r ($\Delta m_p = |\log(m_{p,q}) - \log(m_{p,r})|$) and $\langle \Delta m_p \rangle$ as the average value for the 3 possible combinations. The $\langle \Delta m_p \rangle$ frequency distribution is shown in Figure 2a-b; it is important to note that these distributions are strongly sensitive to the set of methods that are included/excluded. For gas-phase components, Δm_p for the three test methods is within one log unit, with $\langle \Delta m_p \rangle$ around 0.5 log units. This is in reasonable agreement with reported uncertainties for each individual method. Estimation methods appear to have somewhat less skill for particle-phase atmospheric compound oxidation products, as expected due to their farther extrapolation from experimental constraints. For these lower-volatility compounds, $\langle \Delta m_p \rangle$ is around 1 log unit, with most compounds within 2 log units in estimated vapor pressure. Note that for both gas- and particle-phase compounds, toluene oxidation products again tend to differ more in their estimated vapor pressures. In other words, while isomers for this system

Formatted: Font: Italic

Formatted: Font: Italic

Formatted: Font: Italic

Formatted: Font: Italic

Formatted: Font: Italic

Formatted: Font: Italic

Formatted: Font: Italic

Formatted: Font: Italic

Formatted: Font: Italic

have higher vapor pressure differences, models are also less reliable at estimating this property; these facts may be related (high uncertainty in estimation may contribute to larger differences between isomers) and may point to a lack of experimental constraints on group contributions of the functionalities formed from oxidation of an aromatic compound.

The difference in the variability between estimates for gas- versus particle-phase components is primarily a function of differences in volatility. This issue is qualitatively observed in the direct comparison between methods shown in Figure S8, in which methods diverge at lower vapor pressure, but we examine this issue more explicitly here. Figure 2c shows $\langle \Delta m_p \rangle$ as a function of average vapor pressure, \bar{p} , for all species and methods considered here (red dots); averages (and standard deviations) of ten bins of equal points each (deciles) are shown to make trends clear. At higher vapor pressures, differences between methods remain under 1 log unit, while this increases substantially at the lowest vapor pressures (and oxidation products decane and α -pinene always have lower $\langle \Delta m_p \rangle$ than those from toluene). As discussed above in the case of isomer variability, this increasing $\langle \Delta m_p \rangle$ at low volatility is not unexpected, as most estimation methods require extrapolation from relatively high vapor pressure data, likely an indication of increased uncertainty for compounds that are well below the volatility range with which these SARs were constrained, and. Furthermore, volatility in this dataset acts in part as a proxy for functionality. All species studied are formed through the oxidation of three relatively volatile precursors, so decreases in volatility are generally caused by the addition of oxygenated functional groups. The decrease in vapor pressure caused by each functional group is of course uncertain, so methods diverge as number of functional groups increase and volatility decreases (Valorso et al., 2011).

As in our discussion of vapor pressure differences between isomers, it is difficult to provide a single number to characterize our skill the skill of these methods in estimating vapor pressure from a molecular structure. It is a reasonable overall summary that higher vapor pressures can be estimated within 1 log unit, with a central tendency of ~ 0.5 log unit. This $\langle \Delta m_p \rangle$ range is somewhat smaller than typical differences between isomers, $\langle \Delta p \rangle_{\text{formula}}$. We estimate that the effect of isomers is 0.5-1.5 log units greater than the variability between estimation methods for high-to-moderate vapor pressures. At lower vapor pressures however, $\langle \Delta p \rangle_{\text{formula}}$ are not substantially larger than $\langle \Delta m_p \rangle$, so the impact of structure is less than variability in estimation methods. Both conclusions are likely insensitive to the specific assumptions about which methods to include in this comparison, as the uncertainty in most estimation methods is generally lowest for high volatility compounds and high for low volatility compounds. However, the transition vapor pressure below which differences between isomers are lost in the uncertainty of our these methods is sensitive to the methods included in the comparison. For does not (of course) occur at a single point, but the three methods included in this comparison, the transition can reasonably be considered to be in the range of 10^{-10} to 10^{-12} atm ($c^* \approx 10^{-2.5}$ to $10^{-0.5}$ $\mu\text{g}/\text{cm}^3$), where the average difference between methods, $\langle \Delta m_p \rangle$, is approximately equal to the average difference between isomers, $\langle \Delta p \rangle_{\text{formula}}$ (~ 1 log unit). This suggests that the difference in vapor pressures between isomers is likely relevant for estimating vapor pressures of semivolatile compounds-oxidation products – those that

Formatted: Font: Italic

Formatted: Font: Italic

Formatted: Font: Italic

Formatted: Font: Italic

Formatted: Font: Italic

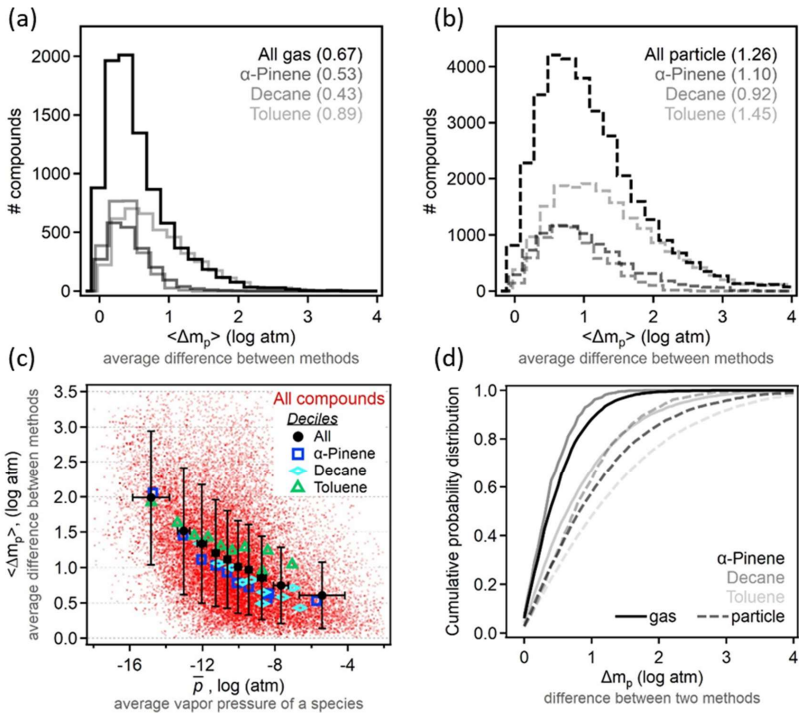
Formatted: Font: Italic

Formatted: Font: Italic

Formatted: Font: Italic

Formatted: Font: Italic

585 can partition back and forth between the gas and particle phases under typical atmospheric conditions (roughly $c^* \approx 10^{-0.5}$ to $10^{2.5}$ $\mu\text{g}/\text{cm}^3$ per Donahue et al. (2009, 2011).



590 **Figure 2. Differences in vapor pressures between the Nannoolal, SIMPOL, and EVAPORATION estimation methods.**
595 (a) Distribution of $\langle \Delta m_p \rangle$, the average difference between vapor pressures estimated for a given compound in the (a) gas and (b) particle phase, which each oxidation system shown in a different lightness. Average values of each distribution are provided in parentheses. (c) Distribution of $\langle \Delta m_p \rangle$ as a function of vapor pressure (as average vapor pressure of a species, \bar{p}), broken out by oxidation system. Red dots are individual species, larger markers and error bars are the average and standard deviation of deciles. (d) Cumulative probability distribution of Δm_p , the difference between any two methods for given species.

Formatted: Font: Italic

Formatted: Font: Italic

Formatted: Font: Italic

3.2 Estimation of vapor pressure by formulas

The above analysis indicates that isomers are sufficiently different between their estimated vapor pressures that structure should be taken into account when estimating this parameter. However, due to the increasing use of mass spectrometric instruments that measure atmospheric constituents by their formulas with no accompanying structural information, there is an increasing need to estimate vapor pressure and other parameters by formula only. Formula-based estimation will necessarily be more uncertain as it relies on less information (i.e., lacks molecular structure), ~~and this approach cannot be more precise than the impacts of structure on a property~~. A goal of this work is to assess the precision of current formula-based estimation approaches. For each formula, an average estimated vapor pressure of a formula (denoted \bar{p}_{formula}) is computed as the average, \bar{p} , of all isomers of that formula. \bar{p}_{formula} therefore represent a “composite structure-based estimate” of the vapor pressure using the three structure-based methods (i.e. SIMPOL, Nannoolal, EVAPORATION) and all isomers. Including all isomers and all methods in the average of each formula provides the most direct possible comparison between formula- and structure-based estimation, mitigating bias introduced by any one structure-based estimation method or uncertainties driven by any one isomer. The standard deviation of this average, σ_p , also provides an estimate of the range of the vapor pressures that species of a given formula may be estimated to have. This range represents the variability in estimated vapor pressure driven by differences in molecular structure, accounting for both differences between isomers and between SARs, and thus provides an estimate of the maximum precision of an estimation method that ignores structure. Assuming an approximately normal distribution, ~~approximately two-thirds~68%~~ of ~~species-isomers~~ of a formula are expected to have a vapor pressure within the range of $[\bar{p}_{\text{formula}} - \sigma_p, \bar{p}_{\text{formula}} + \sigma_p]$ ~~and ~95% of estimates falling within two standard deviations~~. The ~~reliability~~ precision of the three formula-based estimation methods (Daumit, Modified Li, and Donahue) is assessed by comparing their estimated vapor pressure with \bar{p}_{formula} (Figure 3). An unbiased formula-based estimation would be expected to fall along a 1:1 line, with ~~two-thirdstwo-thirds~~ of estimates falling within the expected range of $[\bar{p}_{\text{formula}} - \sigma_p, \bar{p}_{\text{formula}} + \sigma_p]$:

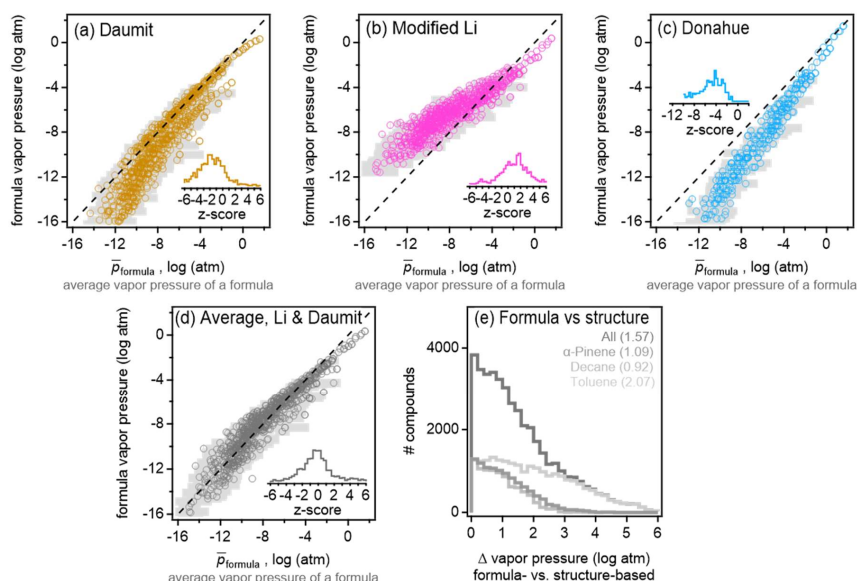


Figure 3. Comparison between average vapor pressure of a formula \bar{p}_{formula} (average of all methods and all isomers, see text) and the formula-based estimate using the (a) Daumit method, (b) Li method, modified to remove its bias for nitrates, (c) Donahue method and (d) Average of Daumit and modified Li methods. Each formula is represented as an open circle at \bar{p}_{formula} , with light-gray bars representing standard deviation of the average, $\sigma_{\bar{p}}$, to indicate the approximate range. Insets are distributions of z-scores for each method, calculated as difference between formula-based method and \bar{p}_{formula} , relative to the standard deviation of \bar{p}_{formula} . (e) Distribution of error from applying the average Daumit-Li method to any given compound, with each oxidation system shown in a different lightness (gas and particle phases combined). Average values of each distribution are provided in parentheses.

Biases and uncertainty in the three formula-based estimation techniques can be understood in the context of their development.

All three methods demonstrate relatively high skill at estimating-predicting the estimated vapor pressures for more volatile components, where isomer differences are lower and structure-based estimation methods tend to agree due to better constraints.

The formula-based methods diverge from each other and from the composite structure-based estimate at lower vapor pressures.

The Daumit method (Figure 3a) tends to estimate lower vapor pressures than expected, which is predictable upon closer inspection of this method. Daumit treats all oxygen as a combination of hydroxyl and carbonyl groups, which is reasonable in some cases (e.g., carboxyl acids). In cases where this approximation does not hold, it is generally true that the decrease in

vapor pressure caused by a functional group is less than sum of its component oxygens. For example, peroxides have relatively little impact on vapor pressure but will be treated as two hydroxyl groups as discussed above in section 2.5.1. As the number

of groups increases, vapor pressure decreases “faster” than it should, leading to a low bias in the Daumit method. Conversely, the Li method (implemented here with a modified nitrogen coefficient) is based on vapor pressures calculated by the EPI method, which tends to estimate higher vapor pressures for low-volatility species (Figure S8). Consequently, the Li method follows the same trend, estimating higher-than-expected vapor pressures at low vapor pressures (Figure 3b). The Donahue method (Figure 3c) roughly follows but exceeds the biases of the Daumit method as it is based on ~~more simpler~~ assumptions about molecular structure (and cannot treat nitrogen-containing components). In general, the formula-based estimations from all three methods fall well outside the range of \bar{p}_{formula} . Distributions of z-scores are shown as insets, calculated as the difference between the formula-based estimate and \bar{p}_{formula} , relative to the standard deviation of \bar{p}_{formula} , i.e., $\text{z-score} = (p - \bar{p}_{\text{formula}})/\sigma_p$. Observed z-scores are usually greater than 1 and frequently approach 4 (see distribution in Figure 3), indicating that the vapor pressures estimated from formula-based method is several standard deviations away from the structure-based \bar{p}_{formula} .

An interesting (though ~~thought likely to be~~ coincidental) conclusion from this analysis is that the Daumit and Modified Li methods are biased from the composite structure-based estimate by roughly equal but opposite amounts. Consequently, an average of these two methods (Figure 3d) provides a relatively accurate estimate of the vapor pressure of a formula. An ideal formula-based approach cannot be more accurate than the actual variability in \bar{p}_{formula} , so should produce a normal distribution of error: ~~no bias, with ~68% of estimates within one standard deviation of the formula average, and 95% within two standard deviations~~. The combined Daumit-Li method exhibits little to no bias, with 57% of estimates within one standard deviation, 80% within two standard deviations. This distribution is only a little broader than ideal (i.e., longer tails of high error), so ~~is almost as precise as this~~ formula-based estimation method ~~can be can reproduce the structure-based estimate almost as precisely as possible~~. Other approaches may be possible to achieve these results (e.g., refitting coefficients for the Li method), but no such effort is attempted here as they are unlikely to substantially improve on the reliability-precision of this formula-based methods, and are no less empirical than combining existing empirical methods.

These results demonstrate that formula-based parameter estimation can provide a representative estimate of vapor pressure for a given formula, i.e., typical of a large mixture of isomers. However, error in this approach increases if used to estimate the vapor pressure of ~~an given species individual compound~~. The difference between the formula-based and structure-based estimate of vapor pressure for a given molecule is frequently several orders of magnitude (Figure 3e), even if using the lowest-error method (the average of the Daumit and Modified Li methods). This error is significantly higher in the case of toluene oxidation products, further supporting the conclusion that estimating vapor pressure for these compounds is particularly challenging. Error in estimating the vapor pressure of an individual molecule using only its formula is approximately the same as $\langle \Delta p \rangle_{\text{formula}}$, the difference in vapor pressures between isomers (i.e., Figure 1a compared to Figure 3e). This level of error is expected for an optimal formula-based method, as the lack of structural information as an input means the formula-based method does not distinguish between isomers so cannot be more precise than differences between them. Considering the

Formatted: Font: Italic

average and distribution of error, the combined Daumit-Li method (modified to consider nitrates) appears to represent a nearly optimal approach to estimating vapor pressure from a molecular formula.

3.3 Isomer differences for Henry's law constant

Like vapor pressure, estimation of HLC can be critical for estimating the partitioning of an atmospheric organic species between vapor and condensed phases. We consequently seek here to address the same issue: whether differences in the estimated HLC of isomers are larger than the differences between SARs. As noted in the methods, species estimated by either SAR to have $HLC \geq 10^{18}$ M/atm are excluded from analyses.

Similar to Δp and $\langle \Delta p \rangle_{\text{formula}}$ above, ΔHLC and $\langle \Delta HLC \rangle_{\text{formula}}$ denote here the absolute HLC difference in estimated HLC of any isomer pair and the average value of all possible pairs of a given formula, respectively. Isomers are observed to substantially differ in their estimated HLC—fairly substantially. Using HWINb, $\langle \Delta HLC \rangle_{\text{formula}}$ is less than 3 orders of magnitude, with an overall average of approximately 1.5 log units (Figure 4a). This is slightly lower than the estimate from GROMHE, for which $\langle \Delta HLC \rangle_{\text{formula}}$ is less than 4 orders of magnitude, with an overall average of approximately 2 log units. Average variability again obscures the more extreme cases observed across all isomer pairs. The distribution of ΔHLC for all possible isomer pairs is shown in figure 4b. ΔHLC sometimes reach up to 4 or 5 log units (Figure 4b). These estimates suggest that $\langle \Delta HLC \rangle_{\text{formula}}$ is typically ~1 log unit larger than $\langle \Delta p \rangle_{\text{formula}}$, and up to several log units more in extreme cases. This may be due in part to the relatively high uncertainty in estimating HLC relative to estimating vapor pressure (Hodzic et al., 2014; Wang et al., 2017), as the high uncertainty may contribute to larger variability between estimates for isomers.

For a given species, HLC estimated with GROMHE and HWINb frequently differ by several orders of magnitude (Figure 4c-d, additional comparisons in Figure S10). We denote the difference between HLC estimation methods for a given species as $\langle \Delta m_H \rangle$. As observed for $\langle \Delta m_p \rangle$, the differences in vapor pressure estimation methods, $\langle \Delta m_H \rangle$ is largest for particle-phase components, especially for the toluene oxidation system, similarly due in part to the uncertainty inherent in extrapolating these SARs to high HLC and multiple functional groups. Based on $\langle \Delta m_H \rangle$, it is a reasonable summary of these data that estimates of HLC for a given molecule can be estimated to agree between methods to within 2 log units, with a central tendency of ~1 log unit. Overall $\langle \Delta HLC \rangle_{\text{formula}}$ is generally ~1 log unit higher than variability between estimation methods, similar to the case of vapor pressure.

Formatted: Font: Italic

Formatted: Font: Italic

Formatted: Font: Italic

Formatted: Font: Italic

Formatted: Font: Italic

Formatted: Font: Italic

Formatted: Font: Italic

Formatted: Font: Italic

Formatted: Font: Italic

Formatted: Font: Italic

Formatted: Font: Italic

Formatted: Font: Italic

Formatted: Font: Italic

Formatted: Font: Italic

Formatted: Font: Italic

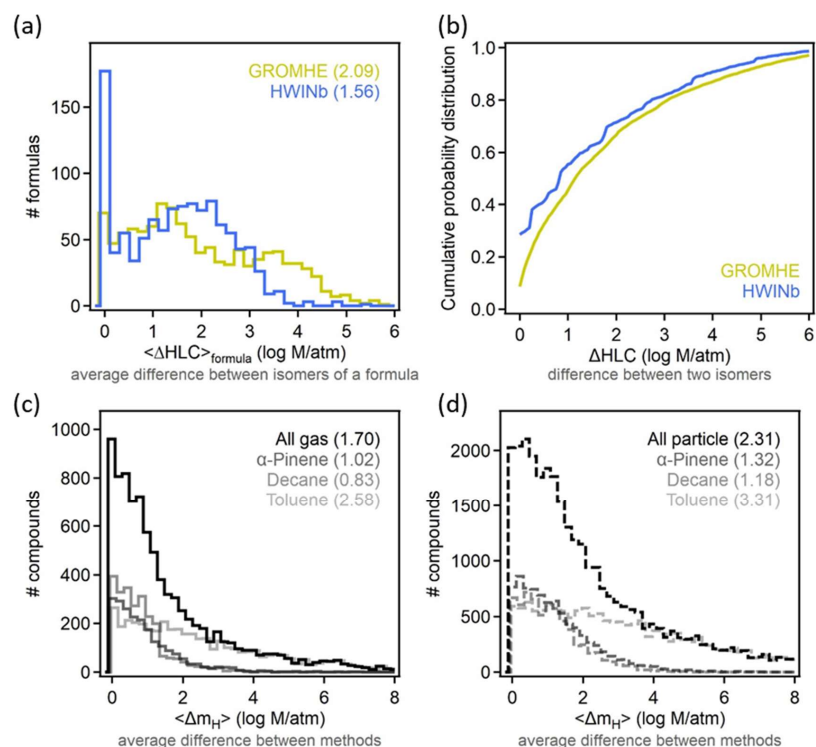


Figure 4. Differences in Henry's Law Constant (HLC) between isomers and methods. (a) Distribution of $\langle \Delta HLC \rangle_{\text{formula}}$, the average difference between HLC of isomers of a given formula for the two structure-based estimation methods examined. (b) Cumulative probability distribution of ΔHLC , the difference between any two isomers of a given formula for the two methods examined. (c-d) Distribution of absolute differences between structure-based estimates of HLC for a given compound. In the (c) gas and (d) particle phase, which each oxidation system shown in a different lightness. Average values of each distribution are provided in parentheses.

3.4 Estimation of ~~vapor~~ Henry's law constants by formulas

Similar to \bar{p}_{formula} above, a composite structure-based estimate, $\overline{HLC}_{\text{formula}}$, was computed for each formula as the average value of HLC estimated with both GROMHE and HWINb and for all isomers with that formula. Given the relationship (in log space) observed between ~~volatility~~-(vapor pressure) and ~~solubility~~-(HLC) in previous studies (Hodzic et al., 2014; Lannuque et al., 2018), formula-based estimation of HLC is expected to be achievable. We apply that concept here through a simple

linear regression (Figure 5a) between \bar{p}_{formula} and $\overline{HLC}_{\text{formula}}$, (i.e., estimated parameter for a formula calculated as the average for all isomers using all structure-based estimation methods). These parameters are observed to have a linear relationship ($R^2 = 0.75$) of the form $\log(\overline{HLC}_{\text{formula}}) = -1.15 \log(\bar{p}_{\text{formula}}) - 0.78$, where \bar{p}_{formula} is in units of *atm* and $\overline{HLC}_{\text{formula}}$ is in units of *M/atm*. This equation (shown as a purple line in Figure 5b) also effectively describes the relationship between $\overline{HLC}_{\text{formula}}$ and its vapor pressure estimated using the average of the Modified Li and Daumit methods. Estimation of HLC in the absence of any structural information (i.e., from formulas alone) is consequently in good agreement with the average estimated HLC of a formula: exhibiting little bias, within one standard deviation of $\overline{HLC}_{\text{formula}}$ 57% of the time, and two standard deviations 80% of the time (Figure 5c). As in the case of vapor pressure, estimating HLC of a single species using its formula is less reliable, with errors up to 6 orders of magnitude (Figure 5d). This The relationship between estimated HLC and estimated vapor pressure is again approximately as precise as possible for a formula-based method for the estimation of HLC (as in the case of vapor pressure estimation, there is a longer tail of high error than expected for an ideal normal distribution). Formula-based estimation of HLC therefore appears to provide a reasonable estimate for a reasonably precisely capture the estimated HLC of a typical mixture of isomers. However, the average relationship described by this linear fit is necessarily a function of data with which it was generated and previous work found the slope to vary depending on the oxidized precursor (Hodzic et al., 2014). Consequently, while the relationship shown in Figure 5 represents a reasonable formula-based approach to estimating HLC for a complex mixture of atmospheric oxidation products (moderate-to-low volatility, with multiple functional groups), it should not be extended to As in the case of vapor pressure estimation, however, estimating HLC of a single species using its formula is less reliable, with errors up to 6 orders of magnitude (Figure 5d). other systems (e.g., large, non-polar compounds) without further investigation.

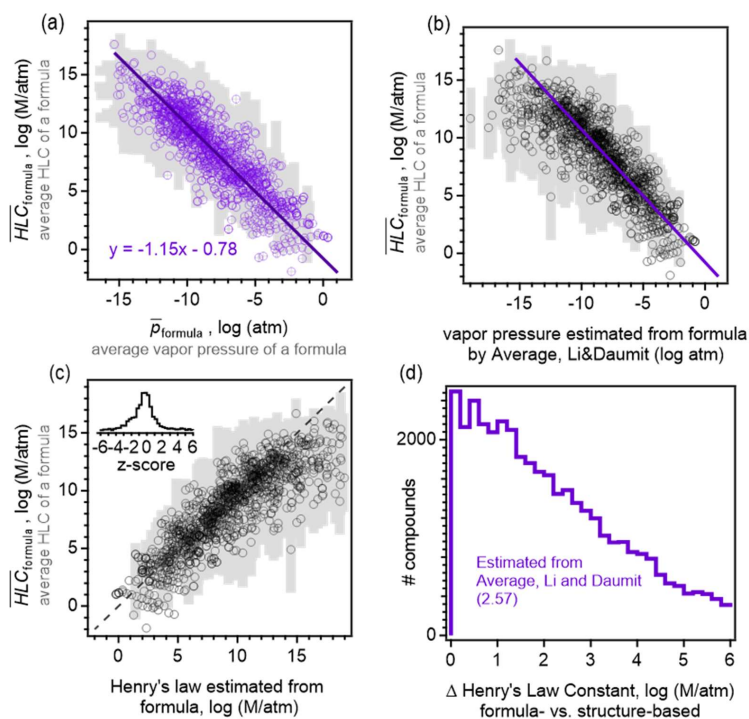


Figure 5. Comparison between $\overline{HLC}_{\text{formula}}$ (average HLC of all methods and all isomers) and (a) $\overline{p}_{\text{formula}}$, the average vapor pressure of a formula with best fit line shown, and (b) the estimated vapor pressure using the formula-based average Daumit-Li method estimate, with same fit line shown in purple. (c) Comparison between $\overline{HLC}_{\text{formula}}$ and the HLC estimated from vapor pressure calculated from the Daumit-Li method using the best-fit equation shown in panel (a). Each formula is represented as an open circle at $\overline{HLC}_{\text{formula}}$, with light-gray bars representing standard deviation of the average, σ_p , to indicate the approximate range. (d) Distribution of error from applying this method to any given compound, with all oxidation system combined, average value provided in parentheses.

3.5 Estimation of k_{OH}

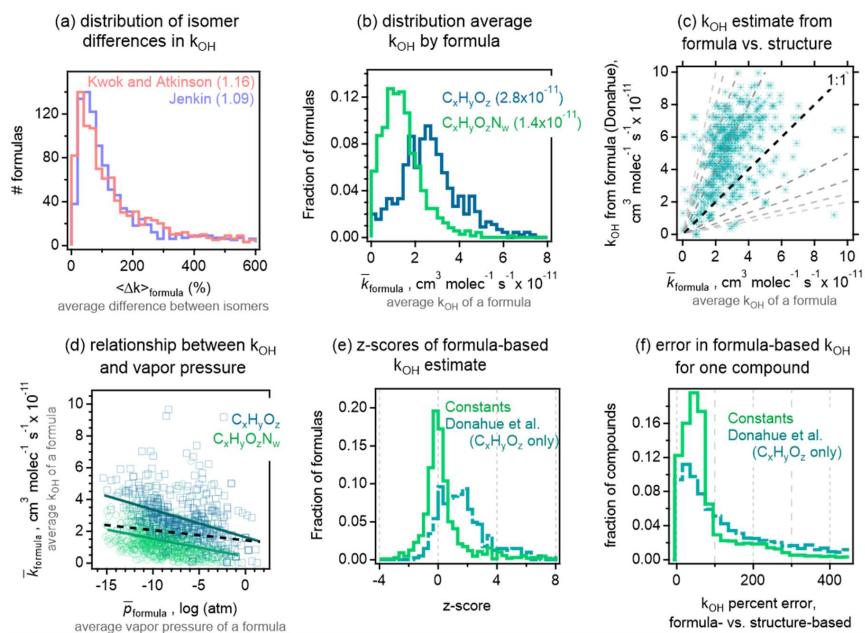
The last physicochemical parameter we examine in this work is the rate constant for the reaction between a gas-phase organic compound and the OH radical, k_{OH} . The variability in rate constants is also substantially lower for k_{OH} than for other parameters, with nearly all molecules having a rate constant between 10^{-12} and 10^{-10} $\text{cm}^3 \text{ molec}^{-1} \text{ s}^{-1}$ (as opposed to many orders of magnitude for vapor pressure and HLC). As opposed to the absolute differences in log terms used for the other parameters,

comparisons are consequently more reasonably quantified in terms of relative difference, i.e., $\Delta k = |k_{OH,i} - k_{OH,j}| / k_{OH,i}$, where i in this work refers to Jenkin and j refers to Kwok and Atkinson. Both methods selected here for structure-based estimation of this parameter (Jenkin; Kwok and Atkinson) agree that the average difference between isomers, $\langle \Delta k \rangle_{\text{formula}}$, is approximately a factor of two to three (100-200% relative difference, Figure 6a). In contrast, the two methods tend to differ by only 25-50% (Figure S11, 75% for toluene products). Differences in the estimated k_{OH} of isomers are therefore significantly larger than apparent variability in their estimation. Similar to vapor pressure and HLC, for each formula, we compute a composite structure-based average \bar{k}_{formula} as the average of both methods for all isomers of a given formula. Due to the relatively narrow range of possible k_{OH} , and the significant variability between isomers, \bar{k}_{formula} is not particularly variable across formulas. Most formulas containing only carbon, hydrogen, and oxygen have estimated rate constants in the range of $2\text{--}4 \times 10^{-11} \text{ cm}^3 \text{ molec}^{-1} \text{ s}^{-1}$, with an overall average of $2.8 \times 10^{-11} \text{ cm}^3 \text{ molec}^{-1} \text{ s}^{-1}$ (Figure 6b). Formulas also containing nitrogen (roughly two-thirds of formulas, primarily nitrates and peroxy nitrates in this dataset) have an estimated OH reaction rate constant of approximately half this, with a tight distribution centered around an average of $1.4 \times 10^{-11} \text{ cm}^3 \text{ molec}^{-1} \text{ s}^{-1}$. These distributions indicate that for any given formula, assuming a constant k_{OH} within a formula class is almost always accurate to within a factor of 2. It is important to note that, given the dataset used in this work to calculate these distributions and averages, these results apply only to atmospheric oxidation products and are not directly applicable to directly-emitted compounds or other atmospheric constituents.

In contrast to the low variability observed for \bar{k}_{formula} the formula-based estimation method developed by Donahue spans a larger range and typically overestimates k_{OH} (Figure 6c). No correlation is observed between reactivity, \bar{k}_{formula} , and vapor pressure, \bar{p}_{formula} (Figure 6d, $R^2 = 0.15$ within a formula class, $R^2 = 0.02$ in the combined dataset), consistent with results reported by Lannuque et al. (2018) also showing no clear trend between k_{OH} and p . This is in contrast to the Donahue method, which does predict a strong correlation between these properties (Figure S5, $R^2 = 0.80$). However, Figure 6d does demonstrate some trends that are in rough agreement with the broad conclusions Donahue et al. (2011) put forth in the manuscript developing their method: higher volatility compounds react somewhat slower, moderate volatility compounds have rate constants around $3 \times 10^{-11} \text{ cm}^3 \text{ molec}^{-1} \text{ s}^{-1}$, and lower volatility compounds have slightly higher reaction rates but are likely to partition to the particle phase and therefore not react quickly with OH.

Formatted: Font: Italic

Formatted: Font: Italic



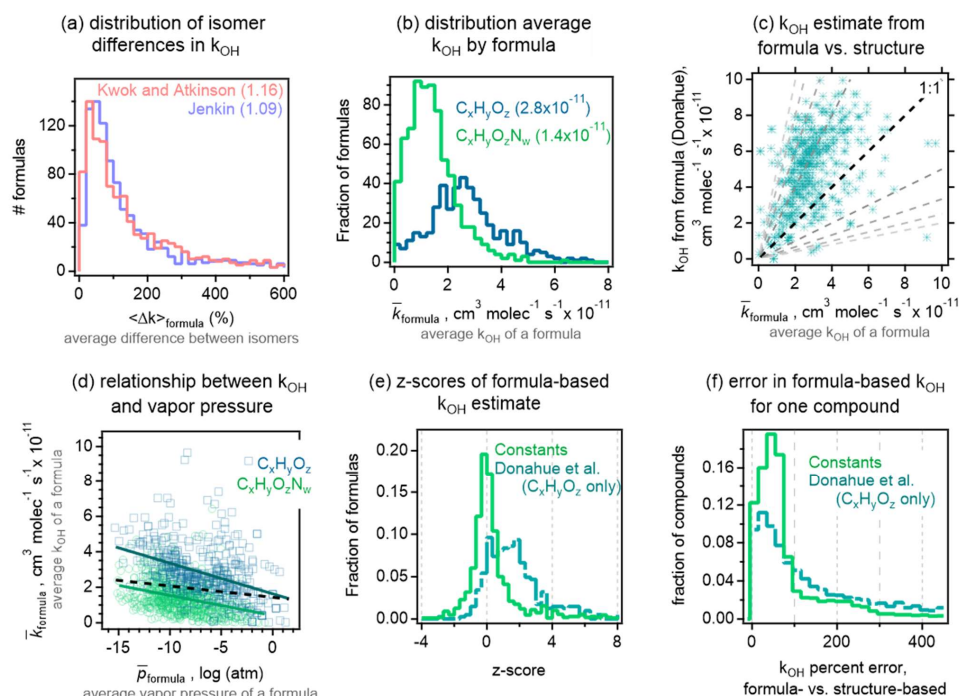


Figure 6. (a) Differences in k_{OH} between isomers for the two structure-based estimation methods examined. (b) Distribution of \bar{k}_{formula} , the average k_{OH} for a given formula calculated as average of both methods for all isomers, shown separately for formulas with and without nitrogen with average value provided in parentheses. (c) Comparison of formula-based Donahue estimate to \bar{k}_{formula} ; dashed lines are 1:1, 1:2, 1:3, etc. (d) Comparison of average k_{OH} (\bar{k}) to average vapor pressure (\bar{P}_{formula}) for a given formula, separated into formulas with and without nitrogen. Trend lines ($R^2 = 0.15$) shown in the same colors, with trendline for combined set ($R^2 = 0.02$) shown as dashed black line. (e) Z-scores of each formula-based methods, calculated as described in Figure 3 and main text. (f) Distribution of error from applying this method to any given compound, with all oxidation system combined. In contrast to other figures, shown in relative terms, as the number of compounds that do not contain nitrogen is a minority subset of the full dataset and is thus obscured when shown with an absolute y-axis.

The general overestimation of the Donahue method, coupled with the observation that variability in the k_{OH} of a formula is quite low, suggests an improved method of estimating k_{OH} for a given formula is to simply assume it to have the average value of its formula class (i.e., 2.8×10^{-11} and $1.4 \times 10^{-11} \text{ cm}^3 \text{ molec}^{-1} \text{ s}^{-1}$ for CHO and CHON, respectively). The distribution of z-

scores in Figure 6e indicates that the composite structure-based average k_{OH} for a given compound is usually (71% of the time) within one standard deviation of this average value, and within two standard deviations 86% of the time. This is, once again, approximately as precise as a formula-based method can be. In contrast, the Donahue method frequently overestimates k_{OH} of a formula by several standard deviations. As in the case of vapor pressure and HLC, formula-based estimation of k_{OH} of an individual molecule yields errors similar to the average differences between isomers (Figure 6f). However, due to the relatively low variability of these values, this approach is still typically within a factor of two (100% error) of the average values for each formula class. These data consequently suggest that approaches to actually estimate the OH reactivity of a gas-phase formula (including the Donahue approach) are likely to introduce more error than simply a rough assumption of “a few” $\times 10^{-11} \text{ cm}^3 \text{ molec}^{-1} \text{ s}^{-1}$.

4 Discussion

In general, structure-based estimation methods tested in this work agree to within approximately half an order of magnitude for vapor pressure, an order of magnitude for HLC, and $<50\%$ for k_{OH} . The *estimated* vapor pressures and Henry’s law constants of two isomers typically tend to differ by a half to a full order of magnitude *more* than the variability in their estimation (i.e., differences between SARs), and isomers differ in their k_{OH} by several times the variability in its estimation. Estimation of a physicochemical parameter from a formula can approximate the average of all relevant isomers within that formula with reasonable precision and low bias, but application of formula-based methods to an individual molecule from only its formula introduces higher error. These results support three important conclusions:

(1) Differences in the physicochemical parameters in isomers tend to be larger than differences between estimation methods, therefore:

(2) When molecular structure is available, its inclusion in the estimation of physicochemical parameters improves the precision of the estimate, and

(3) Estimating parameters based only on formula is feasible, but is more meaningful if considered as a representative value for a typical mixture of isomers rather than any species in particular.

We base these conclusions on the methods used in this work to estimate the properties of a formulas in this work: vapor pressure as the average of EVAPORATION, SIMPOL, and Nannoolal methods; Henry’s law constant as the average of GROMHE and HWINb; and k_{OH} as the average of the Jenkin et al. and Kwok and Atkinson methods. These approaches were selected based on the accuracy of each SAR as published in previous work, and their publicly available implementations.

One outcome of this work that is of critical importance to the broader atmospheric chemistry community is the demonstration that different publicly available implementations of a given published structure-based vapor pressure estimation methods (e.g.,

810 EVAPORATION) may not all produce the same estimates for a given species. While five structure-based methods were
| ~~included-considered~~ in this work, three of them have two known publicly available implementations, and in all three cases
these two implementations disagree, often by at least an order of magnitude for large fraction of the species tested. This implies
that while five methods might be nominally used in the literature, there may be up to eight *de facto* methods used (not including
manual implementations). Some differences could be due simply to errors in implementing complex parameterizations, but of
815 more fundamental interest is the observation that many differences may be unavoidable outcomes of “extrapolating” SARs
| ~~beyond the chemical ranges in which they are well constrained~~. In other words, the complexity of atmospheric species is not
always easily described in clear-cut way by the functional groups included in an SAR, and each implementation may parse a
structure differently. When possible, estimating a parameter as the average of multiple methods would help minimize the
impacts of potential uncertainties in the implementations of each method, in addition to mitigating potential biases or
820 uncertainties of any one method.

Similarly, this work demonstrates the issue that development of empirical techniques such as formula-based estimation
methods can be biased by the data used in their development. In particular, the Li et al. (2016) method for estimating vapor
pressure from formulas (sometimes known as the “molecular corridors” method) contained few nitrates in its training data,
and subsequently exhibits significant bias in the nitrate-heavy systems studied here. We propose a modification to this method
825 to address this limitation, specifically the treatment of each NO₃ unit in a formula as an OH unit.

By combining existing methods and new approaches, we also provide in this work new methods for the estimation of vapor
pressure, HLC, and k_{OH} for a given molecular formula. The methods below agree with composite structure-based estimates for
formula (i.e., average of all structure-based methods for all major isomers) with approximately normally distributed error (with
a somewhat longer tail), suggesting they are nearly as precise as possible. The application of the recommended formula-based
830 methods to an individual molecule introduces error comparable to the difference between isomers, which further supports the
conclusions that these methods are approximately as precise as such a method can be. Consequently, while estimation of
parameters for a formula can be reasonably accomplished, it nevertheless suffers higher uncertainty due to the lack of structural
information. It should be noted that the accuracy of formula-based methods is limited by the accuracy of the SARs upon which
they are built. This work therefore seeks only to understand the precision, not the accuracy, of formula-based methods in
835 estimating the average SAR-estimated properties of a mixture of isomers of a given formula. These conclusions are also
necessarily limited to the types of compounds analyzed in this dataset, namely oxidation products from the gas-phase oxidation
of a few representative compound classes. These results can therefore reasonably be extended to oxygenated compounds in
complex atmospheric mixtures, particularly with multiple functional groups in which organic nitrogen is in the form of nitrates.
Extending the conclusions and methods of this work to broader systems will necessarily increase uncertainty.

840 Formula-based estimation methods that are found to estimate average properties of a formula with approximately as high a
precision as possible are:

- Vapor pressure – average of the Daumit method and the Li method, after modifying the latter to address its bias for nitrates. Error: roughly 1-2 order of magnitude.
- Henry's law constant – estimated from the above vapor pressure using the linear relationship $\log(HLC) = -1.15 \log(p^0) - 0.78$ (see Figure 5a). Error: roughly 2-3 orders of magnitude.
- k_{OH} – constant depending on whether the formula contains only carbon, hydrogen, and oxygen ($k_{OH} = 2.8 \times 10^{-11} \text{ cm}^3 \text{ molec}^{-1} \text{ s}^{-1}$), or also contains nitrogen ($k_{OH} = 1.4 \times 10^{-11} \text{ cm}^3 \text{ molec}^{-1} \text{ s}^{-1}$). Error: roughly a factor of 2.

Formatted: Font: Italic

Error is estimated as the ability of the formula-based method to recreate the structure-based estimated property of a formula, not based on the accuracy of the existing SARs on which they are built. Error in vapor pressure and HLC is estimated as a range due in part to its dependence on volatility (more uncertainty at lower volatility) and oxidation system (more error in the aromatic system studied). We ~~note-reiterate~~ that these formula-based estimation methods are empirical, and consequently subject to biases as with other formula-based approaches. We attempt to minimize this issue by developing these methods using the types of atmospherically relevant compounds to which these methods are often applied (oxygenated oxidation products of common precursors), but stress that no empirical method can be fully free of development bias.

To facilitate the adoption of these formula-based approaches, we are including as part of this manuscript the Parameter Estimation for Atmospheric Chemistry (PEACH) package, written in the Igor Pro programming environment (Wavemetrics, Inc.) widely used by the atmospheric chemistry community. PEACH v.1 is included ~~included~~ in the Supplementary Information; and will be updated and maintained as a GitHub repository (github.com/gabrielivw/PEACH). This package implements formula-based estimation by the methods described above. For structure-based estimation, we encourage the practice of averaging multiple SARs for structure-based estimates of properties; and point the reader toward the publicly available implementations used in this work.

Data availability. All data used in the core analyses of this work are provided in the Supplementary Information as a spreadsheet and are available as doi: 10.17632/3rgvkf7c9n.1. This data includes the SMILES strings and formulas for all products generated in the GECKO-A modeled oxidation. The 38,594 compounds used in most of the analyses are labeled, including flags for each oxidation system in which they appear. For each compound, estimated parameters are provided including: vapor pressure estimated by Nannoolal, SIMPOL, and EVAPORATION; HLC estimated by GROMHE and HWINb; and k_{OH} estimated by Jenkin and Kwok and Atkinson. Where values are blank, either the method could not provide an estimate due to limited functional groups, or, in cases outside of the core compounds, an estimate was simply not calculated.

Formatted: Subscript

Author contributions. GI-VW conceptualized the study, led data analysis, and wrote the original manuscript. BA led modeling, contributed to data analysis, and reviewed and edited the manuscript.

Competing interests. The authors declare they have no conflicts of interest.

5 Acknowledgements

This work was supported by the Alfred P. Sloan Foundation Chemistry of the Indoor Environment Program (P-2018-11129).

875 Special thanks to S. Takahama and D. Topping for discussing with us their implementations of structure-based estimation
methods, as well as to M. Shiraiwa, J. Kroll, and N. Donahue for discussing with us their groups' formula-based estimation
methods.

6 References

- 880 Aljawhary, D., Lee, A. K. Y. and Abbatt, J. P. D.: High-resolution chemical ionization mass spectrometry (ToF-CIMS):
Application to study SOA composition and processing, *Atmos. Meas. Tech.*, 6(11), 3211–3224, doi:10.5194/amt-6-3211-2013,
2013.
- Arp, H. P. H., Schwarzenbach, R. P. and Goss, K. U.: Ambient gas/particle partitioning. 1. Sorption mechanisms of apolar,
polar, and ionizable organic compounds, *Environ. Sci. Technol.*, 42(15), 5541–5547, doi:10.1021/es703094u, 2008a.
- 885 Arp, H. P. H., Schwarzenbach, R. P. and Goss, K. U.: Ambient gas/particle partitioning. 2: The influence of particle source
and temperature on sorption to dry terrestrial aerosols, *Environ. Sci. Technol.*, 42(16), 5951–5957, doi:10.1021/es703096p,
2008b.
- Aumont, B., Szopa, S. and Madronich, S.: Modelling the evolution of organic carbon during its gas-phase tropospheric
oxidation: development of an explicit model based on a self generating approach, *Atmos. Chem. Phys. Discuss.*, 5(1), 703–
754, doi:10.5194/acpd-5-703-2005, 2005.
- 890 Barley, M. H. and McFiggans, G.: The critical assessment of vapour pressure estimation methods for use in modelling the
formation of atmospheric organic aerosol, *Atmos. Chem. Phys.*, 10(2), 749–767, doi:10.5194/acp-10-749-2010, 2010.
- Beaver, M. R., St. Clair, J. M., Paulot, F., Spencer, K. M., Crounse, J. D., Lafranchi, B. W., Min, K. E., Pusede, S. E.,
Wooldridge, P. J., Schade, G. W., Park, C., Cohen, R. C. and Wennberg, P. O.: Importance of biogenic precursors to the budget
of organic nitrates: Observations of multifunctional organic nitrates by CIMS and TD-LIF during BEARPEX 2009, *Atmos.*
895 *Chem. Phys.*, 12(13), 5773–5785, doi:10.5194/acp-12-5773-2012, 2012.
- Camredon, M. and Aumont, B.: Assessment of vapor pressure estimation methods for secondary organic aerosol modeling,
Atmos. Environ., 40(12), 2105–2116, doi:10.1016/j.atmosenv.2005.11.051, 2006.
- Compernelle, S., Ceulemans, K. and Müller, J. F.: Evaporation: A new vapour pressure estimation method for organic
molecules including non-additivity and intramolecular interactions, *Atmos. Chem. Phys.*, 11(18), 9431–9450,
900 doi:10.5194/acp-11-9431-2011, 2011.
- Dang, C., Bannan, T., Shelley, P., Priestley, M., Worrall, S. D., Waters, J., Coe, H., Percival, C. J. and Topping, D.: The effect
of structure and isomerism on the vapor pressures of organic molecules and its potential atmospheric relevance, *Aerosol Sci.*
Technol., 53(9), 1040–1055, doi:10.1080/02786826.2019.1628177, 2019.

- Daumit, K. E., Kessler, S. H. and Kroll, J. H.: Average chemical properties and potential formation pathways of highly oxidized organic aerosol, *Faraday Discuss.*, 165, 181–202, doi:10.1039/c3fd00045a, 2013.
- Donahue, N. M., Robinson, A. L., Stanier, C. O. and Pandis, S. N.: Coupled partitioning, dilution, and chemical aging of semivolatile organics, *Environ. Sci. Technol.*, 40(8), 2635–2643, doi:10.1021/es052297c, 2006.
- Donahue, N. M., Robinson, A. L. and Pandis, S. N.: Atmospheric organic particulate matter: From smoke to secondary organic aerosol, *Atmos. Environ.*, 43(1), 94–106, doi:10.1016/j.atmosenv.2008.09.055, 2009.
- Donahue, N. M., Epstein, S. A., Pandis, S. N. and Robinson, A. L.: A two-dimensional volatility basis set: 1. organic-aerosol mixing thermodynamics, *Atmos. Chem. Phys.*, 11(7), 3303–3318, doi:10.5194/acp-11-3303-2011, 2011.
- Donahue, N. M., Chuang, W., Epstein, S. A., Kroll, J. H., Worsnop, D. R., Robinson, A. L., Adams, P. J. and Pandis, S. N.: Why do organic aerosols exist? Understanding aerosol lifetimes using the two-dimensional volatility basis set, *Environ. Chem.*, 10(3), 151–157, doi:10.1071/EN13022, 2013.
- Ehn, M., Thornton, J. A., Kleist, E., Sipilä, M., Junninen, H., Pullinen, I., Springer, M., Rubach, F., Tillmann, R., Lee, B., Lopez-Hilfiker, F., Andres, S., Acir, I. H., Rissanen, M., Jokinen, T., Schobesberger, S., Kangasluoma, J., Kontkanen, J., Nieminen, T., Kurtén, T., Nielsen, L. B., Jørgensen, S., Kjaergaard, H. G., Canagaratna, M., Maso, M. D., Berndt, T., Petäjä, T., Wahner, A., Kerminen, V. M., Kulmala, M., Worsnop, D. R., Wildt, J. and Mentel, T. F.: A large source of low-volatility secondary organic aerosol, *Nature*, 506(7489), 476–479, doi:10.1038/nature13032, 2014.
- Heald, C. L., Gouw, J. De, Goldstein, A. H., Guenther, A. B., Hayes, P. L., Hu, W., Isaacman-Vanwertz, G., Jimenez, J. L., Keutsch, F. N., Koss, A. R., Misztal, P. K., Rappenglück, B., Roberts, J. M., Stevens, P. S., Washenfelder, R. A., Warneke, C. and Young, C. J.: Contrasting Reactive Organic Carbon Observations in the Southeast United States (SOAS) and Southern California (CalNex), *Environ. Sci. Technol.*, 54(23), 14923–14935, doi:10.1021/acs.est.0c05027, 2020.
- Hilal, S. H., Karickhoff, S. W. and Carreira, L. A.: Prediction of the solubility, activity coefficient and liquid/liquid partition coefficient of organic compounds, *QSAR Comb. Sci.*, 23(9), 709–720, doi:10.1002/qsar.200430866, 2004.
- Hine, J. and Mookerjee, P. K.: The Intrinsic Hydrophilic Character of Organic Compounds. Correlations in Terms of Structural Contributions, *J. Org. Chem.*, 40(3), 292–298, doi:10.1021/jo00891a006, 1975.
- Hodzic, A., Aumont, B., Knote, C., Lee-Taylor, J., Madronich, S. and Tyndall, G.: Volatility dependence of Henry’s law constants of condensable organics: Application to estimate depositional loss of secondary organic aerosols, *Geophys. Res. Lett.*, 41(13), 4795–4804, doi:10.1002/2014GL060649, 2014.
- Huey, L. G., Hanson, D. R. and Howard, C. J.: Reactions of SF₆- and I- with atmospheric trace gases, *J. Phys. Chem.*, 99(14), 5001–5008, doi:10.1021/j100014a021, 1995.
- Hunter, J. F., Day, D. A., Palm, B. B., Yatavelli, R. L. N., Chan, A. W. H., Kaser, L., Cappellin, L., Hayes, P. L., Cross, E. S., Carrasquillo, A. J., Campuzano-Jost, P., Stark, H., Zhao, Y., Hohaus, T., Smith, J. N., Hansel, A., Karl, T., Goldstein, A. H., Guenther, A., Worsnop, D. R., Thornton, J. A., Heald, C. L., Jimenez, J. L. and Kroll, J. H.: Comprehensive characterization of atmospheric organic carbon at a forested site, *Nat. Geosci.*, 10(10), 748–753, doi:10.1038/NGEO3018, 2017.
- Isaacman-Vanwertz, G., Massoli, P., O’Brien, R., Lim, C., Franklin, J. P., Moss, J. A., Hunter, J. F., Nowak, J. B., Canagaratna, M. R., Misztal, P. K., Arata, C., Roscioli, J. R., Herndon, S. T., Onasch, T. B., Lambe, A. T., Jayne, J. T., Su, L., Knopf, D. A., Goldstein, A. H., Worsnop, D. R. and Kroll, J. H.: Chemical evolution of atmospheric organic carbon over multiple generations of oxidation, *Nat. Chem.*, 10(4), 462–468, doi:10.1017/S1751731112001498, 2018.

- Isaacman-VanWertz, G., Massoli, P., O'Brien, R. E., Nowak, J. B., Canagaratna, M. R., Jayne, J. T., Worsnop, D. R., Su, L., Knopf, D. A., Misztal, P. K., Arata, C., Goldstein, A. H. and Kroll, J. H.: Using advanced mass spectrometry techniques to fully characterize atmospheric organic carbon: Current capabilities and remaining gaps, *Faraday Discuss.*, 200, 579–598, doi:10.1039/c7fd00021a, 2017.
- 945 Jenkin, M. E., Valorso, R., Aumont, B., Rickard, A. R. and Wallington, T. J.: Estimation of rate coefficients and branching ratios for gas-phase reactions of OH with aliphatic organic compounds for use in automated mechanism construction, *Atmos. Chem. Phys. Discuss.*, 18(13), 9297–9328, doi:10.5194/acp-18-9297-2018, 2018.
- Jimenez, J. L., Canagaratna, M. R., Donahue, N. M., Prevot, A. S. H., Zhang, Q., Kroll, J. H., DeCarlo, P. F., Allan, J. D., Coe, H., Ng, N. L., Aiken, A. C., Docherty, K. S., Ulbrich, I. M., Grieshop, A. P., Robinson, A. L., Duplissy, J., Smith, J. D., Wilson, K. R., Lanz, V. A., Hueglin, C., Sun, Y. L., Tian, J., Laaksonen, A., Raatikainen, T., Rautiainen, J., Vaattovaara, P., Ehn, M., Kulmala, M., Tomlinson, J. M., Collins, D. R., Cubison, M. J., Dunlea, E. J., Huffman, J. A., Onasch, T. B., Alfarra, M. R., Williams, P. I., Bower, K., Kondo, Y., Schneider, J., Drewnick, F., Borrmann, S., Weimer, S., Demerjian, K., Salcedo, D., Cottrell, L., Griffin, R., Takami, A., Miyoshi, T., Hatakeyama, S., Shimono, A., Sun, J. Y., Zhang, Y. M., Dzepina, K., Kimmel, J. R., Sueper, D., Jayne, J. T., Herndon, S. C., Trimborn, A. M., Williams, L. R., Wood, E. C., Middlebrook, A. M., Kolb, C.
- 950 E., Baltensperger, U. and Worsnop, D. R.: Evolution of organic aerosols in the atmosphere, *Science* (80-.), 326(5959), 1525–1529, doi:10.1126/science.1180353, 2009.
- Joback, K. G.: *A Unified Approach to Physical Property Estimation Using Multivariate Statistical Techniques.*, 1984.
- Klamt, A.: Conductor-like Screening Model for Real Solvents: A New Approach to the Quantitative Calculation of Solvation Phenomena, *J. Phys. Chem.*, 99, 2224–2235, doi:10.1021/j100007a062, 1995.
- 960 Klamt, A. and Eckert, F.: COSMO-RS: a novel and efficient method for the a priori prediction of thermophysical data of liquids, *Fluid Phase Equilib.*, 172(1), 43–72, doi:10.1016/S0378-3812(00)00357-5, 2000.
- Knote, C., Hodzic, A. and Jimenez, J. L.: The effect of dry and wet deposition of condensable vapors on secondary organic aerosols concentrations over the continental US, *Atmos. Chem. Phys.*, 15(1), 1–18, doi:10.5194/acp-15-1-2015, 2015.
- Krieger, U. K., Marcolli, C. and Reid, J. P.: Exploring the complexity of aerosol particle properties and processes using single particle techniques, *Chem. Soc. Rev.*, 41(19), 6631–6662, doi:10.1039/c2cs35082c, 2012.
- 965 Krieger, U. K., Siegrist, F., Marcolli, C., Emanuelsson, E. U., Göbel, F. M., Bilde, M., Marsh, A., Reid, J. P., Huisman, A. J., Riipinen, I., Hyttinen, N., Myllys, N., Kurtén, T., Bannan, T., Percival, C. J. and Topping, D.: A reference data set for validating vapor pressure measurement techniques: Homologous series of polyethylene glycols, *Atmos. Meas. Tech.*, 11(1), 49–63, doi:10.5194/amt-11-49-2018, 2018.
- 970 Kwok, E. S. C. and Atkinson, R.: Estimation of Hydroxyl Radical Reaction Rate Constants for Gas-Phase Organic Compounds Using a Structure-Reactivity Relationship: An Update, *Atmos. Environ.*, 29(14), 1685–1695, doi:10.1016/1352-2310(95)00069-B, 1995.
- Lannuque, V., Camredon, M., Couvidat, F., Hodzic, A., Valorso, R., Madronich, S., Bessagnet, B. and Aumont, B.: Exploration of the influence of environmental conditions on secondary organic aerosol formation and organic species properties using explicit simulations: Development of the VBS-GECKO parameterization, *Atmos. Chem. Phys.*, 18(18), 13411–13428, doi:10.5194/acp-18-13411-2018, 2018.
- 975 Lee, A., Goldstein, A. H., Kroll, J. H., Ng, N. L., Varutbangkul, V., Flagan, R. C. and Seinfeld, J. H.: Gas-phase products and secondary aerosol yields from the photooxidation of 16 different terpenes, *J. Geophys. Res. Atmos.*, 111(17), 1–25, doi:10.1029/2006JD007050, 2006.

- 980 Lee, B. H., Mohr, C., Lopez-Hilfiker, F. D., Lutz, A., Hallquist, M., Lee, L., Romer, P., Cohen, R. C., Iyer, S., Kurtén, T., Hu,
W., Day, D. A., Campuzano-Jost, P., Jimenez, J. L., Xu, L., Ng, N. L., Guo, H., Weber, R. J., Wild, R. J., Brown, S. S., Koss,
A., De Gouw, J., Olson, K., Goldstein, A. H., Seco, R., Kim, S., McAvey, K., Shepson, P. B., Starn, T., Baumann, K., Edgerton,
E. S., Liu, J., Shilling, J. E., Miller, D. O., Brune, W., Schobesberger, S., D'Ambro, E. L. and Thornton, J. A.: Highly
985 functionalized organic nitrates in the southeast United States: Contribution to secondary organic aerosol and reactive nitrogen
budgets, *Proc. Natl. Acad. Sci. U. S. A.*, 113(6), 1516–1521, doi:10.1073/pnas.1508108113, 2016.
- Li, Y., Pöschl, U. and Shiraiwa, M.: Molecular corridors and parameterizations of volatility in the chemical evolution of
organic aerosols, *Atmos. Chem. Phys.*, 16(5), 3327–3344, doi:10.5194/acp-16-3327-2016, 2016.
- Madronich, S. and Flocke, S.: The Role of Solar Radiation in Atmospheric Chemistry, in *The Handbook of Environmental
Chemistry*, edited by D. P. Boule, pp. 1–26, Springer Berlin Heidelberg, 1999.
- 990 Meylan, M. and Howard, P. H.: Bond Contribution Method for Estimating Henry's Law Constants, *Environ. Toxicol. Chem.*,
10, 1283–1293, 1991.
- Meylan, W. M. and Howard, P. H.: Computer estimation of the Atmospheric gas-phase reaction rate of organic compounds
with hydroxyl radicals and ozone, *Chemosphere*, 26(12), 2293–2299, doi:10.1016/0045-6535(93)90355-9, 1993.
- 995 Mohr, C., Thornton, J. A., Heitto, A., Lopez-Hilfiker, F. D., Lutz, A., Riipinen, I., Hong, J., Donahue, N. M., Hallquist, M.,
Petäjä, T., Kulmala, M. and Yli-Juuti, T.: Molecular identification of organic vapors driving atmospheric nanoparticle growth,
Nat. Commun., 10(1), 1–7, doi:10.1038/s41467-019-12473-2, 2019.
- Myrdal, P. B. and Yalkowsky, S. H.: Estimating pure component vapor pressures of complex organic molecules, *Ind. Eng.
Chem. Res.*, 36(6), 2494–2499, doi:10.1021/ie950242l, 1997.
- 1000 Nannoolal, Y., Rarey, J., Ramjugernath, D. and Cordes, W.: Estimation of pure component properties: Part 1. Estimation of
the normal boiling point of non-electrolyte organic compounds via group contributions and group interactions, *Fluid Phase
Equilib.*, 226(1–2), 45–63, doi:10.1016/j.fluid.2004.09.001, 2004.
- Nannoolal, Y., Rarey, J. and Ramjugernath, D.: Estimation of pure component properties part 3. Estimation of the vapor
pressure of non-electrolyte organic compounds via group contribution and group interactions, *Fluid Phase Equilib.*, 269(1–2),
117–133, doi:10.1016/j.fluid.2008.04.020, 2008.
- 1005 Nguyen, T. B., Crounse, J. D., Teng, A. P., Clair, J. M. S., Paulot, F., Wolfe, G. M. and Wennberg, P. O.: Rapid deposition of
oxidized biogenic compounds to a temperate forest, *Proc. Natl. Acad. Sci. U. S. A.*, 112(5), E392–E401,
doi:10.1073/pnas.1418702112, 2015.
- O'Meara, S., Booth, A. M., Barley, M. H., Topping, D. and McFiggans, G.: An assessment of vapour pressure estimation
methods, *Phys. Chem. Chem. Phys.*, 16(36), 19453–19469, doi:10.1039/c4cp00857j, 2014.
- 1010 Pankow, J. F. and Asher, W. E.: SIMPOL.1: A simple group contribution method for predicting vapor pressures and enthalpies
of vaporization of multifunctional organic compounds, *Atmos. Chem. Phys.*, 8(10), 2773–2796, doi:10.5194/acp-8-2773-2008,
2008.
- Price, D. J., Day, D. A., Pagonis, D., Stark, H., Algrim, L. B., Handschy, A. V., Liu, S., Krechmer, J. E., Miller, S. L., Hunter,
J. F., De Gouw, J. A., Ziemann, P. J. and Jimenez, J. L.: Budgets of Organic Carbon Composition and Oxidation in Indoor
1015 Air, *Environ. Sci. Technol.*, 53, 13053–13063, doi:10.1021/acs.est.9b04689, 2019.
- Raventos-Duran, T., Camredon, M., Valorso, R., Mouchel-Vallon, C. and Aumont, B.: Structure-activity relationships to

- estimate the effective Henry's law constants of organics of atmospheric interest, *Atmos. Chem. Phys.*, 10(16), 7643–7654, doi:10.5194/acp-10-7643-2010, 2010.
- 1020 Reid, R. C., Prausnitz, J. M. and Poling, B. E.: *The Properties of Gases and Liquids*, Fourth edi., McGraw-Hill, Inc., NY., 1987.
- Ruggeri, G. and Takahama, S.: Technical Note: Development of chemoinformatic tools to enumerate functional groups in molecules for organic aerosol characterization, *Atmos. Chem. Phys.*, 16(7), 4401–4422, doi:10.5194/acp-16-4401-2016, 2016.
- Saunders, S. M., Jenkin, M. E., Derwent, R. G. and Pilling, M. J.: Protocol for the development of the Master Chemical Mechanism, MCM v3 (Part A): Tropospheric degradation of non-aromatic volatile organic compounds, *Atmos. Chem. Phys.*, 3(1), 161–180, doi:10.5194/acp-3-161-2003, 2003.
- 1025 Shiraiwa, M., Berkemeier, T., Schilling-Fahnestock, K. A., Seinfeld, J. H. and Pöschl, U.: Molecular corridors and kinetic regimes in the multiphase chemical evolution of secondary organic aerosol, *Atmos. Chem. Phys.*, 14(16), 8323–8341, doi:10.5194/acp-14-8323-2014, 2014.
- Stein, S. E. and Brown, R. L.: Estimation of Normal Boiling Points from Group Contributions, *J. Chem. Inf. Comput. Sci.*, 34(3), 581–587, doi:10.1021/ci00019a016, 1994.
- 1030 Thompson, S. L. L., Yatavelli, R. L. N. N. L. N., Stark, H., Kimmel, J. R. R., Krechmer, J. E. E., Day, D. A. A., Hu, W., Isaacman-VanWertz, G., Yee, L., Goldstein, A. H. H., Khan, M. A. H. A. H., Holzinger, R., Kreisberg, N., Lopez-Hilfiker, F. D. D., Mohr, C., Thornton, J. A. A., Jayne, J. T. T., Canagaratna, M., Worsnop, D. R. R. and Jimenez, J. L. L.: Field intercomparison of the gas/particle partitioning of oxygenated organics during the Southern Oxidant and Aerosol Study (SOAS) in 2013, *Aerosol Sci. Technol.*, 51(1), 30–56, doi:10.1080/02786826.2016.1254719, 2016.
- 1035 Topping, D., Barley, M., Bane, M. K., Higham, N., Aumont, B., Dingle, N. and McFiggans, G.: UManSysProp v1.0: An online and open-source facility for molecular property prediction and atmospheric aerosol calculations, *Geosci. Model Dev.*, 9(2), 899–914, doi:10.5194/gmd-9-899-2016, 2016.
- US Environment Protection Agency: Estimation Programs Interface Suite™ for Microsoft® Windows, v4.11, 2019.
- 1040 Valorso, R., Aumont, B., Camredon, M., Raventos-Duran, T., Mouchel-Vallon, C., Ng, N. L., Seinfeld, J. H., Lee-Taylor, J. and Madronich, S.: Explicit modelling of SOA formation from α -pinene photooxidation: Sensitivity to vapour pressure estimation, *Atmos. Chem. Phys.*, 11(14), 6895–6910, doi:10.5194/acp-11-6895-2011, 2011.
- Vereecken, L., Aumont, B., Barnes, I., Bozzelli, J. W., Goldman, M. J., Green, W. H., Madronich, S., McGillen, M. R., Mellouki, A., Orlando, J. J., Picquet-Varraut, B., Rickard, A. R., Stockwell, W. R., Wallington, T. J. and Carter, W. P. L.: Perspective on Mechanism Development and Structure-Activity Relationships for Gas-Phase Atmospheric Chemistry, *Int. J. Chem. Kinet.*, 50(6), 435–469, doi:10.1002/kin.21172, 2018.
- 1045 Wang, C., Yuan, T., Wood, S., Goss, K. U., Li, J., Ying, Q. and Wania, F.: Uncertain Henry's law constants compromise equilibrium partitioning calculations of atmospheric oxidation products, *Atmos. Chem. Phys.*, 17(12), 7529–7540, doi:10.5194/acp-17-7529-2017, 2017.
- 1050 Wania, F., Lei, Y. D., Wang, C., Abbatt, J. P. D. and Goss, K. U.: Novel methods for predicting gas-particle partitioning during the formation of secondary organic aerosol, *Atmos. Chem. Phys.*, 14(23), 13189–13204, doi:10.5194/acp-14-13189-2014, 2014.
- Wania, F., Lei, Y. D., Wang, C., Abbatt, J. P. D. and Goss, K. U.: Using the chemical equilibrium partitioning space to explore

- 1055 factors influencing the phase distribution of compounds involved in secondary organic aerosol formation, *Atmos. Chem. Phys.*, 15(6), 3395–3412, doi:10.5194/acp-15-3395-2015, 2015.
- Ziemann, P. J. and Atkinson, R.: Kinetics, products, and mechanisms of secondary organic aerosol formation, *Chem. Soc. Rev.*, 41(19), 6582–6605, doi:10.1039/c2cs35122f, 2012.