



Surprising similarities in model and observational aerosol radiative forcing estimates

Edward Gryspeerdt¹, Johannes Mülmenstädt², Andrew Gettelman³, Florent F. Malavelle⁴, Hugh Morrison³, David Neubauer⁵, Daniel G. Partridge⁴, Philip Stier⁶, Toshihiko Takemura⁷, Hailong Wang⁸, Minghuai Wang^{9,10,11}, and Kai Zhang⁸

¹Space and Atmospheric Physics Group, Imperial College London, UK

²Institute for Meteorology, Universität Leipzig, Germany

³National Center for Atmospheric Research, Boulder, USA

⁴Department of Mathematics, University of Exeter, UK

⁵Institute for Atmospheric and Climate Science, ETH Zurich, Switzerland

⁶Atmospheric, Oceanic and Planetary Physics, Department of Physics, University of Oxford, UK

⁷Research Institute for Applied Mathematics, Kyushu University, Japan

⁸Atmospheric Sciences and Global Change Division, Pacific Northwest National Laboratory, USA

⁹Institute for Climate and Global Change Research, Nanjing University, China

¹⁰School of Atmospheric Sciences, Nanjing University, China

¹¹Collaborative Innovation Center of Climate Change, China

Correspondence: Edward Gryspeerdt (e.gryspeerdt@imperial.ac.uk)

Abstract. The radiative forcing from aerosols (particularly through their interaction with clouds) remains one of the most uncertain components of the human forcing of the climate. Observation-based studies have typically found a smaller aerosol effective radiative forcing than in model simulations and were given preferential weighting in the IPCC AR5 report. With their own sources of uncertainty, it is not clear that observation-based estimates are more reliable. Understanding the source of the model-observational difference is thus vital to reduce uncertainty in the impact of aerosols on the climate.

These reported discrepancies arise from the different decompositions of the aerosol forcing used in model and observational studies. Applying the observational decomposition to global climate model output, the two different lines of evidence are surprisingly similar, with a much better agreement on the magnitude of aerosol impacts on cloud properties. Cloud adjustments remain a significant source of uncertainty, particularly for ice clouds. However, they are consistent with the uncertainty from observation-based methods, with the liquid water path adjustment usually enhancing the Twomey effect by less than 50%. Depending on different sets of assumptions, this work suggests that model and observation-based estimates could be more equally weighted in future synthesis studies.

1 Introduction

Acting as cloud condensation nuclei (CCN) and ice nucleating particles (INP), aerosols can modify the cloud droplet number concentration (N_d) and the ice crystal number concentration (N_i). An increase in N_d can impact the reflectivity of a cloud (Twomey, 1974), resulting in a cooling effect on the climate known as the radiative forcing from aerosol–cloud interactions



(RFaci) or the “Twomey effect”. A change in N_d may also produce cloud adjustments (Albrecht, 1989; Ackerman et al., 2004), resulting in changes to the cloud fraction (f_c) and the liquid water path (\mathcal{L}). Similarly, an aerosol-induced change in N_i may change ice cloud properties. The combination of these adjustments and the RFaci is known as the effective radiative forcing from aerosol-cloud interactions (ERFaci). The sign and magnitude of the forcing from cloud adjustments is highly uncertain
5 (Han et al., 2002; Seifert et al., 2015; Gryspeerdt et al., 2016; Malavelle et al., 2017; McCoy et al., 2018) and is a leading contributor to uncertainty in the overall effective radiative forcing from aerosols (ERFaer).

Most global climate models include some form of parametrisation of aerosol–cloud interactions, allowing the ERFaer to be calculated (e.g. Quaas et al., 2009; Ghan et al., 2016). However, uncertainties in the parametrisation of cloud and aerosol processes have led to a large variation in these GCM-based estimates. Satellite and in-situ observations can be used to constrain
10 the magnitude of the ERFaci, typically focusing on the sensitivity of cloud properties to aerosol perturbations (e.g. Feingold, 2003; Kaufman et al., 2005; Quaas et al., 2008; Gryspeerdt et al., 2017; McCoy et al., 2017). These sensitivities can be either used directly to calculate components of the ERFaer, such as the RFaci (Quaas et al., 2008), or used to constrain processes in global models, improving estimates of the ERFaer (e.g. Quaas et al., 2006). However, in many cases, uncertainties and biases in observations can lead to systematic errors in these observation-based estimates of aerosol–cloud interactions (e.g. Quaas
15 et al., 2010; Gryspeerdt et al., 2016; Stier, 2016; Schutgens et al., 2017; Christensen et al., 2017).

Model-based estimates of the ERFaer tend to be larger (more negative), but despite their uncertainties, observation-based studies have previously been given a stronger weight in expert assessments of the ERFaer, leading to a smaller overall ERFaer (Boucher et al., 2013). Understanding this difference between methods is necessary to improve future estimates of the ERFaer. Uncertainty in the magnitude of the ERFaer comes from three main sources:

- 20 **S1. Anthropogenic and natural aerosol properties** Whilst the present day (PD) CCN and INP burden can be constrained, the composition of the atmosphere of the pre-industrial (PI) earth is much more uncertain, creating a significant source of uncertainty in aerosol forcing estimates (Carslaw et al., 2017).
- S2. The sensitivity of N_d and N_i to an aerosol perturbation.** Most climate models include a parametrisation of the impact of aerosol on N_d through droplet activation and the associated radiative forcing from aerosol–cloud interactions (RFaci/Twomey effect). Variations in the parametrisation of unresolved vertical velocities between models leads to a
25 strong variation in this sensitivity between climate models, despite the similarity of their aerosol activation parametrisations (Gryspeerdt et al., 2017).
- S3. The adjustment of clouds to a change in N_d or N_i .** The magnitude of cloud adjustments (such as changes in f_c , \mathcal{L} or ice water path) are a significant source of uncertainty. The nature of the representation of adjustments varies between models,
30 with some processes (such as those involving ice) being excluded from many models, leading to a large uncertainty in the magnitude and sign of these adjustments (Heyn et al., 2017).

Isolating these different sources of uncertainty is difficult, complicating the use of observations to reduce model biases. Some observation-based studies aim to constrain the entire ERFaer (e.g. Cherian et al., 2014). However, most studies typically



estimate components of the ERFaer due to changes in specific cloud properties, such as the RFaci (e.g. Quaas et al., 2008; Gryspeerdt et al., 2017; McCoy et al., 2018), the change in liquid f_c (f_l) (Gryspeerdt et al., 2016; Christensen et al., 2017), \mathcal{L} (Gryspeerdt et al., 2018a) or cloud albedo (Lebsock et al., 2008; Christensen et al., 2017) due to the difficulty in isolating specific processes in the atmosphere. In contrast, model studies are able to isolate the radiative forcing due to aerosol impacts on individual processes (e.g. autoconversion (Gettelman, 2015) or aerosol absorption (Zelinka et al., 2014)), but the coupled nature of cloud properties means that the forcing from the RFaci is generally not extracted from the total ERFaer reported (Boucher et al., 2013).

In this study, a decomposition is introduced to create a clearer comparison between model and observational estimates of the ERFaer components using minimal computational time and output. The decomposition is shown to compare well to more sophisticated methods and highlights significant agreements between the aerosol forcing estimates by global models and through observation-based methods.

2 Methods

This study presents a method, building on Ghan (2013), for decomposing changes between a PI and a PD simulation into changes in the surface albedo, the direct effect of aerosols (RFari) and changes in the cloud albedo ($\Delta\alpha_c$) and fraction (Δf_c). The changes in cloud properties can in turn be separated into contributions from liquid and ice clouds (or high and low clouds if cloud phase is not available). Finally, as the primary controls on cloud albedo are \mathcal{L} and N_d (Engström et al., 2015), the changes in liquid cloud albedo can be separated into two terms, one from \mathcal{L} changes and a second from N_d changes (the RFaci).

2.1 Forcing decomposition

To decompose the aerosol forcing into components, two separate model simulations are required, one with PI aerosol emissions and another with PD emissions. The ERFaer is taken as the difference in top of atmosphere (TOA) radiation between these two simulations. Cloudy-sky quantities (x_c) are computed from the all-sky (x) and clear sky (x_{clr}) quantities and the cloud fraction (f_c).

$$x_c = \frac{x - x_{clr}(1 - f_c)}{f_c} \quad (1)$$

The ERFaer is split into longwave and shortwave components. The changes in the SW TOA radiation can be attributed to changes in the cloudy-sky albedo, clear-sky albedo ($\Delta\alpha_{clr}$) and changes in the cloud cover (Eq. 3). The change in the longwave component (ΔLW) can be similarly decomposed into a cloudy-sky (ΔOLR_c), clear sky (ΔOLR_{clr}) and cloud fraction change. Throughout this work, a Δ signifies PI to PD changes. NoA indicates an albedo determined in a clean atmosphere (no radiative effect of aerosol; Ghan, 2013). F^\downarrow is the TOA incoming solar radiation.



$$\text{ERFaer} = \Delta\text{SW} + \Delta\text{LW} \quad (2)$$

$$\begin{aligned} \Delta\text{SW} \approx & F^\downarrow((1-f_c)\Delta\alpha_{clr}^{NoA} & \Delta\text{Surf.} \\ & + (1-f_c)\Delta(\alpha_{clr} - \alpha_{clr}^{NoA}) & \text{SWari}_{cs} \\ & + f_c\Delta(\alpha_c - \alpha_c^{NoA}) & \text{SWari}_{cld} \\ 5 & + f_c\Delta(\alpha_c^{NoA}) & \Delta\text{SW}_c \\ & + (\alpha_c - \alpha_{clr})\Delta f_c & \Delta\text{SW}_{cf} \end{aligned} \quad (3)$$

$$\begin{aligned} \Delta\text{LW} \approx & (1-f_c)\Delta\text{OLR}_{clr} & \text{LWari}_{cs} \\ & + f_c\Delta\text{OLR}_c & \Delta\text{LW}_c \\ & + (\text{OLR}_c - \text{OLR}_{clr})\Delta f_c & \Delta\text{LW}_{cf} \end{aligned} \quad (4)$$

10 The terms can then be connected to the decomposition of the aerosol forcing in Boucher et al. (2013). The aerosol direct effect or RFari can be approximated as $(1-f_c)(F^\downarrow\Delta\alpha_{clr} + \Delta\text{OLR}_{clr})$. This ignores the impact of aerosol above cloud but provides a comparable value to the RFari estimated using observations (e.g. Quaas et al., 2008). The remaining terms can then be considered as the ERFaci (plus cloudy-sky components of the ERFari), with terms due to changes in cloud properties (ΔSW_c) and cloud amount (ΔSW_{cf}).

15 These cloud terms can be further decomposed into changes in liquid and ice cloud (Eq.5). The liquid cloud albedo is determined using only gridboxes with an ice cloud fraction of less than 2%. A similar criterion is used for the ice cloud albedo. In many situations, the ice cloud fraction includes clouds with a low optical depth. This means that in situations where a thin ice cloud overlies a thick low-level liquid cloud, changes in the low-level liquid cloud albedo might be mis-attributed as changes in the ice cloud albedo. To avoid this issue, a threshold in-cloud ice water path (IWP) of 8.7 g m^{-2} is required for a gridbox to be
 20 classed as an ice-cloud gridbox. This threshold is approximately equal to the MODIS cloud mask sensitivity of an optical depth of 0.4 (Ackerman et al., 2008), following the relationship from Heymsfield et al. (2003). The shortwave forcing from these optically thin cases is assigned to underlying liquid clouds, whereas the longwave forcing is assumed to originate from the ice clouds, due to the emissivity of these thin clouds. The sensitivity of the decomposition to the IWP sensitivity is investigated in this work.

25 The forcing from changes in liquid cloud albedo (the “intrinsic” forcing; Chen et al., 2014) can then be further decomposed into a forcing from changes in \mathcal{L} and a change in N_d . Using the strong dependence of cloud albedo on \mathcal{L} (Engström et al., 2015), the ERFaci due to \mathcal{L} changes can be determined by a linear regression to determine the sensitivity of liquid cloud albedo to \mathcal{L} (Eq. 6), combined with a known PI to PD change in \mathcal{L} . The forcing due to N_d changes (the RFaci) is the residual of liquid cloud albedo forcing with the \mathcal{L} forcing removed (Eq. 7).



$$f_c \Delta \alpha_c = f_l \Delta \alpha_l + f_i \Delta \alpha_i \quad (5)$$

$$\Delta \alpha_l^{\mathcal{L}} = \left. \frac{d\alpha_l}{d\mathcal{L}} \right|_{PD} \Delta \mathcal{L} \quad (6)$$

$$\Delta \alpha_l^{N_d} = \Delta \alpha_l - \Delta \alpha_l^{\mathcal{L}} \quad (7)$$

Changes in overlying ice cloud create a change in the liquid cloud fraction (f_l), but observational estimates of the forcing from liquid cloud adjustments typically assume no change in the ice cloud fraction f_i (Gryspeerdt et al., 2016; Christensen et al., 2017). By assuming that the changes in ice cloud fraction are uncorrelated to the occurrence of liquid cloud, the change in liquid cloud fraction (Δf_l) is adjusted for changes in the ice cloud fraction (Δf_i) following Eq. 8.

$$\Delta f_l \mapsto \Delta f_l + \Delta f_i \frac{f_l}{1 - f_i} \quad (8)$$

The decomposition is applied to three-hourly model output from the AeroCom indirect effect experiment simulations (Zhang et al., 2016; Ghan et al., 2016) along with daily output from the CMIP5 simulations “sstClim” and “sstClimAerosol” at the native model resolution. Further detail on the models can be found in Zhang et al. (2016) and Zelinka et al. (2014). The PI–PD difference is determined from two simulations, with prescribed sea surface temperatures and sea ice, differing only in their aerosol emissions. The AeroCom simulations are 5 years long, nudged to present-day meteorology for the years 2006–2010. The CMIP5 simulations are 30 year long free-running simulations with a climatological SST.

To test the accuracy of the decomposition, two additional sets of model simulations were performed using ECHAM6–HAM2.2. The “anthsca” simulations scale the anthropogenic aerosol emissions in the present day simulation, whilst using the same pre-industrial simulation. This demonstrates the impact of changing only the aerosol distribution, rather than also changing the cloud parametrisation. The CND (constant N_d) simulation replaces the N_d value used in the autoconversion parametrisation with a climatological value, selected to agree with the global mean N_d in the full two-moment run. This removes any aerosol-dependent cloud adjustments, such that change in liquid cloud albedo is the result of the Twomey effect alone.

3 Results

3.1 Decomposition comparisons

The total ERFaer in the eight AeroCom and eight CMIP5 models varies from -0.36 to -2.30 W m^{-2} (Tab. 1), with the majority of models having a stronger SW component that is offset by a positive LW forcing. There is a significant variation in the magnitude and even the sign of the components of the forcing calculated using the method from the previous section (SI Tab. S2). However, the residual for the decomposition is small (typically less than 10%), increasing confidence in the completeness of the decomposition as each term is calculated independently.



Model			Net	Total Δ SW	Total Δ LW
ECHAM6-HAM2.2	●	3	-1.13	-2.02	0.89
<i>-CND</i> ¹	■	3	-0.41	-0.97	0.56
<i>-anthscal.5</i> ²	▲	3	-1.57	-2.47	0.89
<i>-anthsca2</i> ²	★	3	-1.86	-2.88	1.02
<i>-anthsca4</i> ²	+	3	-2.88	-4.35	1.47
CAM5.3	●	3	-1.49	-2.12	0.63
CAM5.3-MG2	■	3	-1.40	-1.62	0.22
CAM5.3-CLUBB	▲	3	-1.75	-2.42	0.67
CAM5.3-CLUBB-MG2	★	3	-1.68	-2.47	0.79
SPRINTARS	●	3	-1.05	-1.23	0.18
SPRINTARS-KK	■	3	-1.33	-1.54	0.21
HadGEM3-UKCA	■	2	-2.30	-2.74	0.44
CanESM2	●	1	-0.88	-0.95	0.07
HadGEM2-A	●	2	-1.23	-1.33	0.09
IPSL-CM5A-LR	●	1	-0.74	-0.53	-0.21
MIROC5	●	3	-1.30	-1.78	0.49
MRI-CGCM3-p1	●	3	-1.11	-2.06	0.96
MRI-CGCM3-p3 ³	■	3	-1.48	-2.63	1.15
MPI-ESM-LR-p1	●	0	-0.36	-0.24	-0.12
MPI-ESM-LR-p2 ⁴	■	1	-0.63	-0.43	-0.20
Mean			-1.12	-1.52	0.40

Table 1. The global mean differences between the PI and PD TOA radiation from the AeroCom (top section) and CMIP5 (bottom) models in W m^{-2} . CMIP5 physics ensemble members are shown with the “-p” suffix. The second column identifies the nature of the aerosol parametrisation in the model, (0-direct effect only; 1-RFaci in liquid clouds, no adjustments; 2-with liquid cloud adjustments; 3-parametrised aerosol impacts on ice cloud) following Heyn et al. (2017). Models in italics are sensitivity studies and not included in averages. The icons are used in scatter plots and models of the same family have the same color. Ensemble key: ¹Constant climatological N_d in autoconversion; ²Scaled anthropogenic emissions; ³Updated cloud scheme; ⁴Different aerosol forcing data



IWP _{min} (g m ⁻²)	RFaci	\mathcal{L}	f_l	\mathcal{L} (%)	f_l (%)
None	-0.19	-0.50	-0.29	263	153
0	-0.41	-0.50	-0.29	121	73
1	-0.43	-0.50	-0.29	116	67
5	-0.44	-0.50	-0.29	114	66
8.7 (satellite)	-0.45	-0.50	-0.29	111	64
10	-0.45	-0.50	-0.29	111	64
25	-0.47	-0.50	-0.29	106	62
100	-0.64	-0.50	-0.29	78	45
CND	-0.42	-0.02	0.07	5	-16
PRP	-0.51	-0.53	-0.31	104	61

Table 2. The impact of ice water path thresholds on the RFaci estimate - the line in bold is the threshold value used throughout the rest of this work. The bottom rows are the liquid forcing estimates from a simulation with no parametrised cloud adjustment and determined from the standard simulation using the PRP method (Mülmenstädt et al., 2019). Values are in W m⁻² unless specified.

The decomposition in this work also compares well to other methods. By removing the aerosol-dependent cloud adjustments (CND), the RFaci is isolated from the adjustments and is found to be within 10% of the value calculated through the decomposition in this work (Tab. 2). Similarly, the three components of the ERFaci in liquid clouds determined using the sophisticated partial radiative perturbation (PRP) method (Mülmenstädt et al., 2019) match the results of this work to within 15% (Tab. 2).

5 This suggest that the method introduced in this work is capable of accurately identifying the individual components of the ERFaci.

The estimate of the RFaci is also found to be insensitive to the value chosen for the IWP threshold used to identify ice clouds. Although there is a significant change in the RFaci when a 0 g m⁻² threshold is introduced, this is likely due to the occurrence of “clouds” in the model that have no condensed water and hence are not optically active. However, for larger values of the IWP threshold, the variations in the RFaci are within 10% of the value used in this work. Even with a very large threshold value of 100 g m⁻², the adjustments as a percentage of the RFaci are within 30% of the best estimate, showing that this is a suitable method to account for the effect of thin ice clouds.

3.2 The RFaci

Previous observation-based studies estimating the RFaci have used a limited number of methods. A sample of these estimates using various methods and estimates of the anthropogenic aerosol fraction are included in Fig. 1a. A-Gryspeerd et al. (2017) is representative of studies (e.g. Quaas et al., 2008) using relationships between satellite observations of aerosol and N_d along with observed cloud properties to convert this to estimate the RFaci. B-Fiedler et al. (2017) use a similar method, but incorporates the observed relationship in a climate model to calculate the RFaci (e.g. Quaas et al., 2006), and C-McCoy et al. (2017)

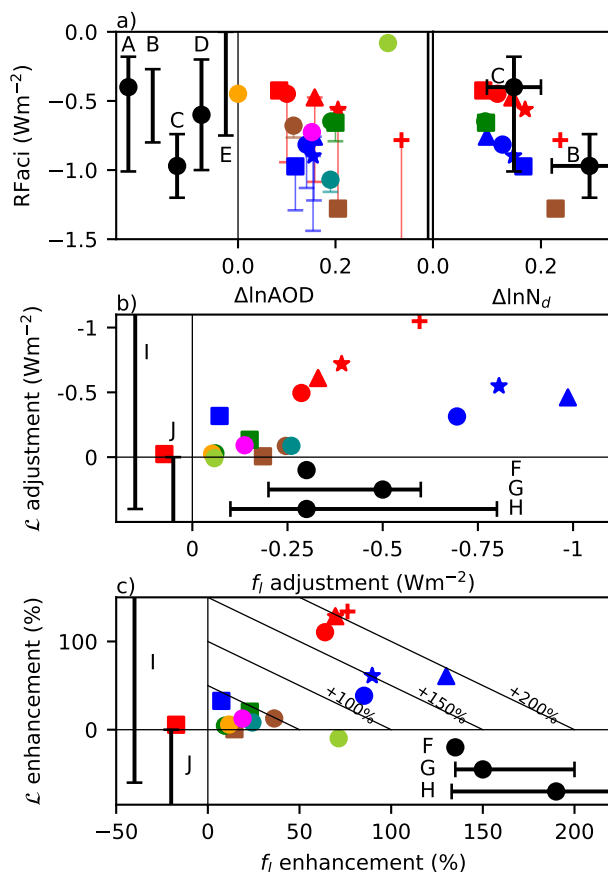


Figure 1. a) The RFaci related to the fractional change in AOD and N_d . Colours and symbols are given in Tab. 1, vertical lines link the RFaci estimates to the “intrinsic” (RFaci+LWP adjustment) forcing. The black points are the observation-based estimates from: A-Gryspeerd et al. (2017), B-Fiedler et al. (2017), C-McCoy et al. (2017), D-Bellouin et al. (2013) and E-Stevens (2015). b) Forcing from adjustments in \mathcal{L} and liquid f_c . Other estimates from F-Andersen et al. (2017), G-Gryspeerd et al. (2016), H-Christensen et al. (2017), I-Gryspeerd et al. (2018a), J-Sato et al. (2018). Not all studies provide a central estimate (black point). c) The percentage enhancement of the RFaci by \mathcal{L} and liquid f_c changes. Diagonal lines are contours of constant total RFaci enhancement.

use reanalysis aerosol instead of observed aerosol properties. D-Bellouin et al. (2013) use a model strongly constrained by satellite observations to estimate the RFaci. E-Stevens (2015) combines several lines of evidence that are distinct from the other studies. Although other studies place an implicit limit on the RFaci by constraining the total ERFaer (Cherian et al., 2014) or a combination of the RFaci and the \mathcal{L} adjustments (Lebsock et al., 2008; Christensen et al., 2017), they are not included here due to the weak constraint they provide on RFaci. Together the observation-based studies suggest a central estimate for the RFaci in the range -0.2 to $-1.0 W m^{-2}$ (Fig. 1a).

All the models considered in the present study show a significant $\Delta \alpha_c$, typically dominated by changes in liquid clouds (SI Tab. S2). The forcing from the $\Delta \alpha_c$ in liquid clouds varies significantly, from $-0.06 W m^{-2}$ to $-1.44 W m^{-2}$, outside the range

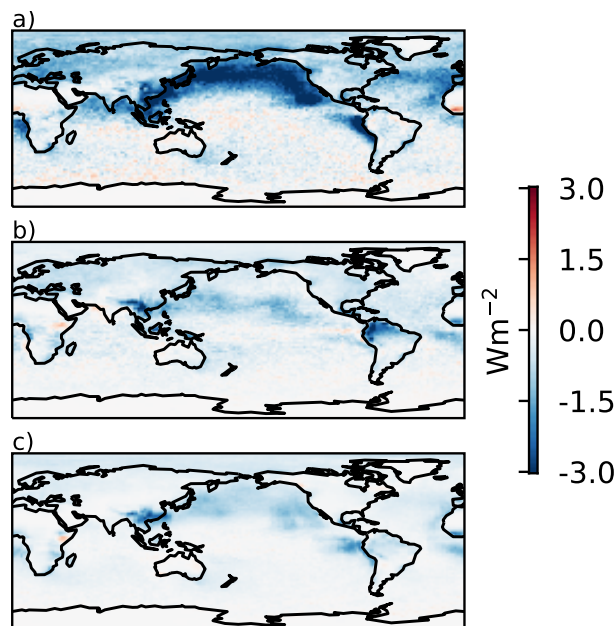


Figure 2. a) The ensemble mean shortwave RFaci. b) ERFac contribution from f_l changes. c)ERFac contribution from \mathcal{L} changes.

of plausible RFaci generated by many observational constraints (Fig. 1a). However, when the forcing due to \mathcal{L} adjustments is removed, the variability is reduced, with a lower bound of -1.26 W m^{-2} and many of the models producing an RFaci estimate around -0.75 W m^{-2} or smaller. Considering the models as a whole, there is a weak relationship between the aerosol optical depth (AOD) perturbation and the RFaci (Fig. 1a), due to the weak relationship between AOD and CCN (Stier, 2016). A stronger relationship between ΔN_d and the RFaci is seen for the individual models, with the remaining variation being due to differences in the cloud field (Zelinka et al., 2014).

Global patterns of the RFaci (Fig. 2a) show a weak RFaci over land and stronger effect over the ocean, particularly in regions with large amounts of low cloud. This is very similar to a number of observational estimates, which place the majority of the aerosol forcing over the ocean due to a high N_d sensitivity to aerosol, and f_l (e.g. Quaas et al., 2008; Gryspeerd et al., 2017; Christensen et al., 2017).

3.3 Liquid cloud adjustments

Uncertainties in the aerosol environment (source S1), droplet activation (S2) and cloud processes (S3) all contribute to the total uncertainty in forcing from liquid cloud adjustments, making model-observation comparisons difficult. However, uncertainties from both S1 and S2 are shared with the RFaci estimate. By reporting cloud adjustments in f_l and \mathcal{L} as a percentage enhancement of the RFaci (Fig. 1c), the impact of S1 and S2 on the estimate of the adjustments can be reduced. This focuses on the uncertainty in the cloud response to N_d changes (S3), simplifying comparisons between models with different anthropogenic aerosol fractions and activation schemes.



The normalisation of the adjustments by the RFaci is supported by the analysis of the ECHAM6-HAM ensemble with varying aerosol emissions (ECHAM6-HAM-anthscax, red). Although the forcing from both f_l and \mathcal{L} changes in these simulations is very different (Fig. 1b), the enhancement of the RFaci by both effects is the same to within 10% (Fig. 1c). In contrast, the CAM5 microphysics ensemble (blue) has a similar aerosol environment (Fig. 1a) but very different cloud microphysics schemes for each of its members. As such, the variation in the RFaci enhancement from cloud adjustments is significant among members of this ensemble. This normalisation by RFaci allows the adjustments to be more closely compared with observation-based studies.

f_l adjustments: Three recent observational studies using different methods (Gryspeerd et al., 2016; Andersen et al., 2017; Christensen et al., 2017) find an f_l adjustment that enhances the RFaci by around 130 to 200%. This remains the case when a different anthropogenic aerosol fraction (MACv2; Kinne, 2019) is used in the Gryspeerd et al. (2016) estimate. The upper bound to the enhancement in Christensen et al. (2017) is unknown, as the RFaci is not reported separately from \mathcal{L} adjustment. This highlights the impact the RFaci uncertainty can have in observational estimates of the enhancement when the RFaci uncertainty is large.

Many of the models, particularly those from CMIP5, have a very small f_l adjustment, producing an RFaci enhancement close to 0%. This explains the smaller mean forcing from liquid cloud adjustments in Zelinka et al. (2014), where only CMIP5 models were used. The largest model estimates of f_l adjustments are of a similar magnitude to the observational estimates, with an enhancement of around 100%. The overall pattern of the forcing from f_l changes (Fig. 2b) is similar to that from Gryspeerd et al. (2016), with a stronger forcing around the edges of the stratocumulus regions, but a weaker forcing in the North Pacific. This is likely related to the mean-state f_l , as increasing the f_l is difficult if the f_l is already high.

\mathcal{L} adjustments: Observational estimates of \mathcal{L} adjustments are difficult to interpret (Neubauer et al., 2017). \mathcal{L} decreases with increased N_d , suggesting a negative adjustment (Chen et al., 2014; Christensen et al., 2017; Sato et al., 2018), but recent studies have suggested that this decrease may overestimate the impact of aerosols on \mathcal{L} , supporting a weak \mathcal{L} response to aerosol (Malavelle et al., 2017; Gryspeerd et al., 2018a). In contrast, all the models with a significant RFaci also produce a positive \mathcal{L} adjustment, enhancing the ERFaci. As with the f_l adjustments, the \mathcal{L} adjustments are smaller in the CMIP5 models, due to the smaller change in \mathcal{L} but similar cloud radiative effects (Fig. 3).

In almost all of the models, the \mathcal{L} and f_l adjustments have the same sign (Fig. 1b). The different sign of the f_l and \mathcal{L} adjustments in the observation-based studies therefore suggests that inclusion of missing processes controlling \mathcal{L} , such as aerosol-dependent entrainment (Ackerman et al., 2004; Xue and Feingold, 2006), may be necessary for models to reproduce the observed relationships (e.g. Salzmann et al., 2010; Guo et al., 2011; Zhou and Penner, 2017; Mülmenstädt and Feingold, 2018).

Although the models have a stronger \mathcal{L} and weaker f_l adjustment than those from observation-based studies, the models with stronger adjustments have a similar magnitude for the total RFaci enhancement due to adjustments when compared to observations (Fig. 1c). This is an encouraging sign, but highlights the potential for models to produce the right answer for the wrong reason.

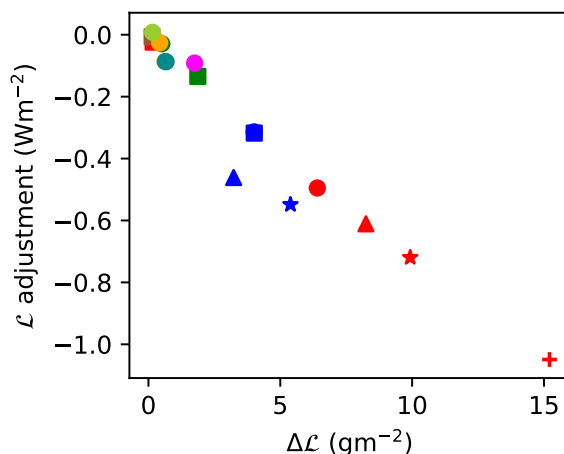


Figure 3. The relationship $\Delta\mathcal{L}$ (in-cloud) and the \mathcal{L} adjustment in each of the models.

3.4 Ice cloud ERFaci

As shown in previous modelling studies (Zelinka et al., 2014; Heyn et al., 2017), the model shortwave (SW) and longwave (LW) total aerosol forcings are strongly correlated (Fig. 4a), indicating a strong role of ice clouds, which dominate the longwave aerosol forcing (SI Tab. S3). The magnitude of slope of this relationship is smaller than one, such that an increased negative SW forcing is not completely cancelled by a positive LW forcing.

All of the models show an increase in the albedo of ice clouds (Fig. 4b), due to a Twomey-like effect in ice clouds. This is in agreement with current observational studies, suggesting an increase in N_i with an increased aerosol emissions (Gryspeerd et al., 2018b; Mitchell et al., 2018), although there are no current large scale observational constraints on the forcing from ice clouds. This is offset by a decrease in the outgoing longwave from clouds. These effects occur even in models with no parametrised effect of aerosol directly on convective clouds or ice processes, likely through processes such as droplet freezing.

There is a strong variation in the response of high cloud amount to aerosol between the models. The increase in ice cloud fraction exhibited by some models produces a negative shortwave forcing (ΔSW_{cf}), but this is closely offset by a positive longwave forcing (ΔLW_{cf}), such that the net effect from f_i changes in high clouds is close to zero. The balance between ΔSW_{cf} and ΔLW_{cf} varies between the models. The AeroCom models tend to produce a larger longwave effect, resulting in a positive overall forcing (similar to Gettelman et al., 2012), whilst the CMIP5 models generally have an overall forcing close to zero. This may be due to the more detailed representation of clouds and aerosols in the AeroCom models (Tab.1). The AeroCom models are nudged to PD horizontal winds (compared to the free-running CMIP5 models), but previous studies show that this does not have a significant impact on the forcing (Zhang et al., 2014). The variability the ice cloud ERFaci is in contrast to the constant adjustment of $+0.2 \text{ W m}^{-2}$ used in Boucher et al. (2013), highlighting the current uncertainty in the contribution of ice clouds to the total ERFaer.

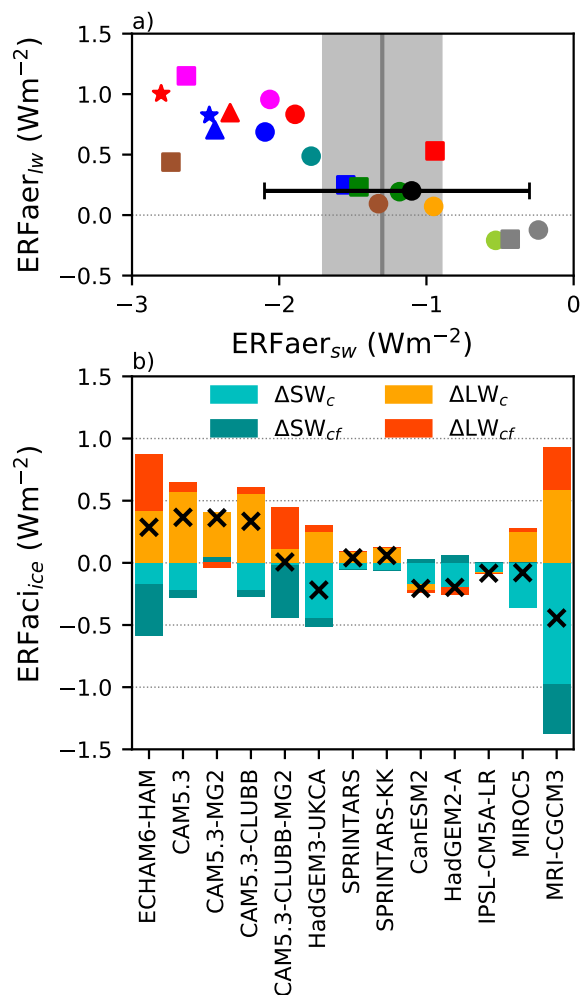


Figure 4. a) The total $ERFaer$ in the longwave as a function of the shortwave $ERFaer$. The grey range is the estimate from Cherian et al. (2014) and the black circle the expert assessment from Boucher et al. (2013). b) The $ERFacice$ due to changes in ice cloud properties. Shortwave changes from the cloud albedo (ΔSW_c) and ice f_c (f_i) (ΔSW_{cf}) are shown in blue, including the impact of ice cloud changes masking lower level clouds. Longwave changes from cloud properties (ΔLW_c) and cloud fraction (ΔLW_{cf}) are in red and yellow. The cross is the total $ERFacice$ from changes in ice clouds.

4 Discussion

The results in this work have shown that when the individual components of the $ERFaer$ are compared, there is an improved agreement between observations-based and global model estimates. However, there are two important caveats to these results.

The agreement between the observational uncertainty and model diversity, especially for the $RFaci$ (Fig. 1a), is particularly surprising as the $RFaci$ is typically not diagnosed separately from cloud adjustments. Although many models have parameters



that can be used to tune the ERFaer, the weak correlation between the ERFaer and the RFaci in the models ($r=0.24$) further limits the impact of any tuning based on the total aerosol forcing. It should be noted that while the spread in the model RFaci is similar to the spread in the observation-based estimates, many of the models share development pathways (Knutti et al., 2013) and aerosol emissions. Agreement between the models is no guarantee of correctness.

5 This work also demonstrates that although there is significant variation in the model estimates of the magnitudes of the forcing from liquid cloud adjustments, this variation can be reduced by comparing the adjustments normalised by the RFaci. This accounts for estimates that use a large anthropogenic aerosol fraction (e.g. ECHAM6-HAM2.2-anthsca4), producing a metric that is more closely related to the strength of the liquid cloud adjustments. Uncertainties in observational estimates of the RFaci would introduce uncertainties into the estimate of this enhancement factor, even though uncertainties dependent on the
10 anthropogenic aerosol fraction are significantly reduced by using the enhancement factor. Although there are clear advantages to the RFaci enhancement as a metric for comparing the magnitude of cloud adjustments between models and observation, further work is required to investigate the uncertainty characteristics.

5 Conclusions

By decomposing the aerosol radiative forcing from GCMs into components similar to recently developed observational esti-
15 mates of the aerosol radiative forcing, this work shows that closer agreement between the model and observational estimates is achieved. This decomposition of the ERFaer is simpler and more computationally efficient to implement than more sophisticated methods (e.g. Mülmenstädt et al., 2019). The RFaci in the models investigated is found to be evenly distributed around current observation-based estimates, although there remains significant uncertainty in these observation-based estimates.

The decomposition shows a large variability in the liquid cloud adjustments. The spatial pattern varies from the RFaci pattern,
20 due to the differing physics involved (Fig. 2), but analysing the adjustments as a function of the RFaci mitigates differences from varying aerosol perturbations and droplet activation schemes among the models. Given the large variation in forcing from liquid cloud changes in models, there is a surprising agreement between the model and observational estimates of the RFaci. However, the \mathcal{L} and f_l adjustments show little similarity to current observation-based estimates. This indicates that further work on the observation-based and model estimates is required before they can be relied upon.

25 There are significant compensations in the longwave from aerosol-induced changes to high and deep clouds, and the sign and magnitude of the overall effect varies significantly between the models, leaving the overall magnitude of the effect uncertain. While early observational studies have indicated a possible negative albedo forcing in the shortwave from changes in the properties of high clouds (e.g. Gryspeerdt et al., 2018b; Mitchell et al., 2018), more work is required in this area.

Although the observational and model estimates display a surprising degree of agreement in many cases, a large degree of
30 uncertainty in the ERFaer remains, particularly in the anthropogenic aerosol fraction and in the sensitivity of cloud properties to aerosol. Even where estimates agree, the uncertainties in the model physics and observational estimates mean that this problem is not yet resolved. However, this decomposition provides an encouraging path forward for future studies. By showing a significant agreement between components of modelled and observational estimates of the aerosol radiative forcing, this study



builds confidence in the global model estimates of the aerosol radiative forcing and shows that where model and observation-based studies can be more accurately compared, their similarities become increasingly clear.

Code availability. HadGEM3 code is available from <https://code.metoffice.gov.uk/> (last access: 01 May 2019) for registered users. To register for an account, users should contact their local institutional sponsor or Scientific_Partnerships@metoffice.gov.uk.

- 5 *Author contributions.* EG produced the initial concept and drafted the manuscript, EG and JM conducted the study. JM, AG, FM, HM, DN, DGP, PS, TT, HW, MW and KZ produced data for the study. All of the authors provided comments and suggestions on the manuscript.

Competing interests. The authors have no competing interests.

- Acknowledgements.* The authors thank Chris Sackmann for her comments on the manuscript. EG was supported by an Imperial College Junior Research Fellowship. JM was funded by the FLASH project (project number QU 311/14-1) in the HALO Priority Program (SPP 1294) of the German Research Foundation (Deutsche Forschungsgemeinschaft, DFG). FM was partly funded by the NERC SWAAMI grant NE/L013886/1. PS acknowledges funding from the European Research Council project RECAP under the European Union's Horizon 2020 research and innovation program with grant agreement 724602 and from the UK Natural Environment Research Council projects NE/L01355X/1 (CLARIFY) and NE/P013406/1 (A-CURE). TT acknowledges the supercomputer system, NEC SX-ACE, of the National Institute for Environmental Studies, Japan and JSPS KAKENHI Grant Number JP15H01728. HW acknowledges support from the U.S. Department of Energy (DOE) Biological and Environmental Research and the ACTIVATE project (a NASA Earth Venture Suborbital-3 investigation) funded by NASA's Earth Science Division and managed through the Earth System Science Pathfinder Program Office. KZ was supported by the Office of Science of US Department of Energy as part of the Scientific Discovery Through Advanced Computing (SciDAC) Program and the Earth System Modeling Program. The Pacific Northwest National Laboratory is operated for DOE by Battelle Memorial Institute under contract DE-AC05-76RLO1830. Computing resources for ECHAM-HAMMOZ sensitivity studies were provided by the German Climate Computing Center (Deutsches Klimarechenzentrum, DKRZ); the ECHAM-HAMMOZ model is developed by a consortium composed of ETH Zurich, Max-Planck-Institut für Meteorologie, Forschungszentrum Jülich, University of Oxford, and the Finnish Meteorological Institute and managed by the Center for Climate Systems Modeling (C2SM) at ETH Zurich. This work was supported by a grant from the Swiss National Supercomputing Centre (CSCS) under project ID s431.



References

- Ackerman, A. S., Kirkpatrick, M. P., Stevens, D. E., and Toon, O. B.: The impact of humidity above stratiform clouds on indirect aerosol climate forcing, *Nature*, 432, 1014, <https://doi.org/10.1038/nature03174>, 2004.
- Ackerman, S. A., Holz, R. E., Frey, R., Eloranta, E. W., Maddux, B. C., and McGill, M.: Cloud Detection with MODIS. Part II: Validation, *J. Atmos. Ocean. Tech.*, 25, 1073–1086, <https://doi.org/10.1175/2007JTECHA1053.1>, 2008.
- Albrecht, B. A.: Aerosols, Cloud Microphysics, and Fractional Cloudiness, *Science*, 245, 1227–1230, <https://doi.org/10.1126/science.245.4923.1227>, 1989.
- Andersen, H., Cermak, J., Fuchs, J., Knutti, R., and Lohmann, U.: Understanding the drivers of marine liquid-water cloud occurrence and properties with global observations using neural networks, *Atmos. Chem. Phys.*, 17, 9535–9546, <https://doi.org/10.5194/acp-17-9535-2017>, 2017.
- Bellouin, N., Mann, G. W., Woodhouse, M. T., Johnson, C., Carslaw, K. S., and Dalvi, M.: Impact of the modal aerosol scheme GLOMAP-mode on aerosol forcing in the Hadley Centre Global Environmental Model, *Atmos. Chem. Phys.*, 13, 3027–3044, <https://doi.org/10.5194/acp-13-3027-2013>, 2013.
- Boucher, O., Randall, D. A., Artaxo, P., Bretherton, C., Feingold, G., Forster, P. M., Kerminen, V.-M., Kondo, Y., Liao, H., Lohmann, U., Rasch, P., Satheesh, S. K., Sherwood, S., Stevens, B., and Zhang, X. Y.: Clouds and Aerosols, Cambridge University Press, <https://doi.org/10.1017/CBO9781107415324.016>, 2013.
- Carslaw, K. S., Gordon, H., Hamilton, D. S., Johnson, J. S., Regayre, L. A., Yoshioka, M., and Pringle, K. J.: Aerosols in the Pre-industrial Atmosphere, *Curr. Clim. Change Rep.*, <https://doi.org/10.1007/s40641-017-0061-2>, 2017.
- Chen, Y.-C., Christensen, M. W., Stephens, G. L., and Seinfeld, J. H.: Satellite-based estimate of global aerosol–cloud radiative forcing by marine warm clouds, *Nat. Geosci.*, <https://doi.org/10.1038/NGEO2214>, 2014.
- Cherian, R., Quaas, J., Salzmann, M., and Wild, M.: Pollution trends over Europe constrain global aerosol forcing as simulated by climate models, *Geophys. Res. Lett.*, 41, 2176–2181, <https://doi.org/10.1002/2013GL058715>, 2014.
- Christensen, M. W., Neubauer, D., Poulsen, C. A., Thomas, G. E., McGarragh, G. R., Povey, A. C., Proud, S. R., and Grainger, R. G.: Unveiling aerosol–cloud interactions – Part 1: Cloud contamination in satellite products enhances the aerosol indirect forcing estimate, *Atmos. Chem. Phys.*, 17, 13 151–13 164, <https://doi.org/10.5194/acp-17-13151-2017>, 2017.
- Engström, A., Bender, F. A.-M., Charlson, R. J., and Wood, R.: Geographically coherent patterns of albedo enhancement and suppression associated with aerosol sources and sinks, *Tellus B*, 67, 26 442, <https://doi.org/10.3402/tellusb.v67.26442>, 2015.
- Feingold, G.: First measurements of the Twomey indirect effect using ground-based remote sensors, *Geophys. Res. Lett.*, 30, 1287, <https://doi.org/10.1029/2002GL016633>, 2003.
- Fiedler, S., Stevens, B., and Mauritsen, T.: On the sensitivity of anthropogenic aerosol forcing to model-internal variability and parameterizing a Twomey effect, *J. Adv. Model. Earth Sy.*, <https://doi.org/10.1002/2017MS000932>, 2017.
- Gottelman, A.: Putting the clouds back in aerosol–cloud interactions, *Atmos. Chem. Phys.*, 15, 12 397–12 411, <https://doi.org/10.5194/acp-15-12397-2015>, 2015.
- Gottelman, A., Liu, X., Barahona, D., Lohmann, U., and Chen, C.: Climate impacts of ice nucleation, *J. Geophys. Res.*, 117, D20 201, <https://doi.org/10.1029/2012JD017950>, 2012.



- Ghan, S., Wang, M., Zhang, S., Ferrachat, S., Gettelman, A., Griesfeller, J., Kipling, Z., Lohmann, U., Morrison, H., Neubauer, D., Partridge, D. G., Stier, P., Takemura, T., Wang, H., and Zhang, K.: Challenges in constraining anthropogenic aerosol effects on cloud radiative forcing using present-day spatiotemporal variability, *P. Natl. Acad. Sci. USA*, p. 201514036, <https://doi.org/10.1073/pnas.1514036113>, 2016.
- Ghan, S. J.: Technical Note: Estimating aerosol effects on cloud radiative forcing, *Atmos. Chem. Phys.*, 13, 9971–9974, <https://doi.org/10.5194/acp-13-9971-2013>, 2013.
- 5 Gryspeerdt, E., Quaas, J., and Bellouin, N.: Constraining the aerosol influence on cloud fraction, *J. Geophys. Res.*, 121, 3566–3583, <https://doi.org/10.1002/2015JD023744>, 2016.
- Gryspeerdt, E., Quaas, J., Ferrachat, S., Gettelman, A., Ghan, S., Lohmann, U., Morrison, H., Neubauer, D., Partridge, D. G., Stier, P., Takemura, T., Wang, H., Wang, M., and Zhang, K.: Constraining the instantaneous aerosol influence on cloud albedo, *P. Natl. Acad. Sci. USA*, 114, 4899–4904, <https://doi.org/10.1073/pnas.1617765114>, 2017.
- 10 Gryspeerdt, E., Goren, T., Sourdeval, O., Quaas, J., Mülmenstädt, J., Dipu, S., Unglaub, C., Gettelman, A., and Christensen, M.: Constraining the aerosol influence on cloud liquid water path, *Atmos. Chem. Phys. Discuss.*, pp. 1–25, <https://doi.org/10.5194/acp-2018-885>, 2018a.
- Gryspeerdt, E., Sourdeval, O., Quaas, J., Delanoë, J., Krämer, M., and Kühne, P.: Ice crystal number concentration estimates from lidar-radar satellite remote sensing. Part 2: Controls on the ice crystal number concentration, *Atmos. Chem.*, 18, 14351–14370, <https://doi.org/10.5194/acp-18-14351-2018>, 2018b.
- 15 Guo, H., Golaz, J.-C., and Donner, L. J.: Aerosol effects on stratocumulus water paths in a PDF-based parameterization, *Geophys. Res. Lett.*, 38, L17 808, <https://doi.org/10.1029/2011GL048611>, 2011.
- Han, Q., Rossow, W. B., Zeng, J., and Welch, R.: Three Different Behaviors of Liquid Water Path of Water Clouds in Aerosol–Cloud Interactions, *J. Atmos. Sci.*, 59, 726–735, [https://doi.org/10.1175/1520-0469\(2002\)059<0726:TDBOLW>2.0.CO;2](https://doi.org/10.1175/1520-0469(2002)059<0726:TDBOLW>2.0.CO;2), 2002.
- 20 Heymsfield, A. J., Matrosov, S., and Baum, B.: Ice Water Path–Optical Depth Relationships for Cirrus and Deep Stratiform Ice Cloud Layers, *J. Appl. Meteorol.*, 42, 1369–1390, [https://doi.org/10.1175/1520-0450\(2003\)042<1369:IWPDRF>2.0.CO;2](https://doi.org/10.1175/1520-0450(2003)042<1369:IWPDRF>2.0.CO;2), 2003.
- Heyn, I., Block, K., Mülmenstädt, J., Gryspeerdt, E., Kühne, P., Salzmänn, M., and Quaas, J.: Assessment of simulated aerosol effective radiative forcings in the terrestrial spectrum, *Geophys. Res. Lett.*, 44, 1001–1007, <https://doi.org/10.1002/2016GL071975>, 2017.
- Kaufman, Y. J., Koren, I., Remer, L. A., Rosenfeld, D., and Rudich, Y.: The effect of smoke, dust, and pollution aerosol on shallow cloud development over the Atlantic Ocean, *P. Natl. Acad. Sci. USA*, 102, 11 207, <https://doi.org/10.1073/pnas.0505191102>, 2005.
- 25 Kinne, S.: Aerosol radiative effects with MACv2, *Atmos. Chem. Phys. Discuss.*, pp. 1–50, <https://doi.org/10.5194/acp-2018-949>, 2019.
- Knutti, R., Masson, D., and Gettelman, A.: Climate model genealogy: Generation CMIP5 and how we got there, *Geophys. Res. Lett.*, 40, 1194–1199, <https://doi.org/10.1002/grl.50256>, 2013.
- Lebsock, M., Stephens, G., and Kummerow, C.: Multisensor satellite observations of aerosol effects on warm clouds, *J. Geophys. Res.*, 113, D15 205, <https://doi.org/10.1029/2008JD009876>, 2008.
- 30 Malavelle, F. F., Haywood, J. M., Jones, A., Gettelman, A., Clarisse, L., Bauduin, S., Allan, R. P., Karset, I. H. H., Kristjánsson, J. E., Oreopoulos, L., Cho, N., Lee, D., Bellouin, N., Boucher, O., Grosvenor, D. P., Carslaw, K. S., Dhomse, S., Mann, G. W., Schmidt, A., Coe, H., Hartley, M. E., Dalvi, M., Hill, A. A., Johnson, B. T., Johnson, C. E., Knight, J. R., O’Connor, F. M., Partridge, D. G., Stier, P., Myhre, G., Platnick, S., Stephens, G. L., Takahashi, H., and Thordarson, T.: Strong constraints on aerosol–cloud interactions from volcanic eruptions, *Nature*, 546, 485–491, <https://doi.org/10.1038/nature22974>, 2017.
- McCoy, D. T., Bender, F. A.-M., Mohrmann, J. K. C., Hartmann, D. L., Wood, R., and Grosvenor, D. P.: The global aerosol–cloud first indirect effect estimated using MODIS, MERRA, and AeroCom, *J. Geophys. Res.*, 122, 1779–1796, <https://doi.org/10.1002/2016JD026141>, 2017.



- McCoy, D. T., Field, P. R., Schmidt, A., Grosvenor, D. P., Bender, F. A.-M., Shipway, B. J., Hill, A. A., Wilkinson, J. M., and Elsaesser, G. S.: Aerosol midlatitude cyclone indirect effects in observations and high-resolution simulations, *Atmos. Chem. Phys.*, 18, 5821–5846, <https://doi.org/10.5194/acp-18-5821-2018>, 2018.
- Mitchell, D. L., Garnier, A., Pelon, J., and Erfani, E.: CALIPSO (IIR-CALIOP) Retrievals of Cirrus Cloud Ice Particle Concentrations, *Atmos. Chem. Phys. Discuss.*, pp. 1–60, <https://doi.org/10.5194/acp-2018-526>, 2018.
- Mülmenstädt, J. and Feingold, G.: The radiative forcing of aerosol-cloud interactions in liquid clouds: Wrestling and embracing uncertainty, *Curr. Clim. Change Rep.*, 4, 23–40, <https://doi.org/10.1007/s40641-018-0089-y>, 2018.
- Mülmenstädt, J., Gryspeerdt, E., Salzmänn, M., Ma, P.-L., Dipu, S., and Quaas, J.: Separating radiative forcing by aerosol–cloud interactions and fast cloud adjustments in the ECHAM-HAMMOZ aerosol–climate model using the method of partial radiative perturbations, *Atmos. Chem. Phys. Discuss.*, pp. 1–20, <https://doi.org/10.5194/acp-2018-1304>, 2019.
- Neubauer, D., Christensen, M. W., Poulsen, C. A., and Lohmann, U.: Unveiling aerosol–cloud interactions – Part 2: Minimising the effects of aerosol swelling and wet scavenging in ECHAM6-HAM2 for comparison to satellite data, *Atmos. Chem. Phys.*, 17, 13 165–13 185, <https://doi.org/10.5194/acp-17-13165-2017>, 2017.
- Quaas, J., Boucher, O., and Lohmann, U.: Constraining the total aerosol indirect effect in the LMDZ and ECHAM4 GCMs using MODIS satellite data, *Atmos. Chem. Phys.*, 6, 947–955, <https://doi.org/10.5194/acp-6-947-2006>, 2006.
- Quaas, J., Boucher, O., Bellouin, N., and Kinne, S.: Satellite-based estimate of the direct and indirect aerosol climate forcing, *J. Geophys. Res.*, 113, 05 204, <https://doi.org/10.1029/2007JD008962>, 2008.
- Quaas, J., Ming, Y., Menon, S., Takemura, T., Wang, M., Penner, J., Gettelman, A., Lohmann, U., Bellouin, N., Boucher, O., Sayer, A., Thomas, G., McComiskey, A., Feingold, G., Hoose, C., Kristjánsson, J., Liu, X., Balkanski, Y., Donner, L., Ginoux, P., Stier, P., Grandey, B., Feichter, J., Sednev, I., Bauer, S., Koch, D., Grainger, R., Kirkevåg, A., Iversen, T., Seland, O., Easter, R., Ghan, S., Rasch, P., Morrison, H., Lamarque, J.-F., Iacono, M., Kinne, S., and Schulz, M.: Aerosol indirect effects - general circulation model intercomparison and evaluation with satellite data, *Atmos. Chem. Phys.*, 9, 8697–8717, 2009.
- Quaas, J., Stevens, B., Stier, P., and Lohmann, U.: Interpreting the cloud cover – aerosol optical depth relationship found in satellite data using a general circulation model, *Atmos. Chem. Phys.*, 10, 6129–6135, <https://doi.org/10.5194/acp-10-6129-2010>, 2010.
- Salzmänn, M., Ming, Y., Golaz, J.-C., Ginoux, P. A., Morrison, H., Gettelman, A., Krämer, M., and Donner, L. J.: Two-moment bulk stratiform cloud microphysics in the GFDL AM3 GCM: description, evaluation, and sensitivity tests, *Atmos. Chem. Phys.*, 10, 8037–8064, <https://doi.org/10.5194/acp-10-8037-2010>, 2010.
- Sato, Y., Goto, D., Michibata, T., Suzuki, K., Takemura, T., Tomita, H., and Nakajima, T.: Aerosol effects on cloud water amounts were successfully simulated by a global cloud-system resolving model, *Nat. Commun.*, 9, <https://doi.org/10.1038/s41467-018-03379-6>, 2018.
- Schutgens, N., Tsyro, S., Gryspeerdt, E., Goto, D., Weigum, N., Schulz, M., and Stier, P.: On the spatio-temporal representativeness of observations, *Atmos. Chem. Phys.*, 17, 9761–9780, <https://doi.org/10.5194/acp-17-9761-2017>, 2017.
- Seifert, A., Heus, T., Pincus, R., and Stevens, B.: Large-eddy simulation of the transient and near-equilibrium behavior of precipitating shallow convection, *J. Adv. Model. Earth Sy.*, 7, 1918–1937, <https://doi.org/10.1002/2015MS000489>, 2015.
- Stevens, B.: Rethinking the Lower Bound on Aerosol Radiative Forcing, *J. Climate*, 28, 4794–4819, <https://doi.org/10.1175/JCLI-D-14-00656.1>, 2015.
- Stier, P.: Limitations of passive remote sensing to constrain global cloud condensation nuclei, *Atmos. Chem. Phys.*, 16, 6595–6607, <https://doi.org/10.5194/acp-16-6595-2016>, 2016.
- Twomey, S.: Pollution and the planetary albedo, *Atmos. Environ.*, 8, 1251–1256, [https://doi.org/10.1016/0004-6981\(74\)90004-3](https://doi.org/10.1016/0004-6981(74)90004-3), 1974.



- Xue, H. and Feingold, G.: Large-Eddy Simulations of Trade Wind Cumuli: Investigation of Aerosol Indirect Effects, *J. Atmos. Sci.*, 63, 1605–1622, <https://doi.org/10.1175/JAS3706.1>, 2006.
- Zelinka, M. D., Andrews, T., Forster, P. M., and Taylor, K. E.: Quantifying components of aerosol-cloud-radiation interactions in climate models, *J. Geophys. Res.*, pp. n/a–n/a, <https://doi.org/10.1002/2014JD021710>, 2014.
- 5 Zhang, K., Wan, H., Liu, X., Ghan, S. J., Kooperman, G. J., Ma, P.-L., Rasch, P. J., Neubauer, D., and Lohmann, U.: Technical Note: On the use of nudging for aerosol–climate model intercomparison studies, *Atmos. Chem. Phys.*, 14, 8631–8645, <https://doi.org/10.5194/acp-14-8631-2014>, 2014.
- Zhang, S., Wang, M., Ghan, S. J., Ding, A., Wang, H., Zhang, K., Neubauer, D., Lohmann, U., Ferrachat, S., Takeamura, T., Gettelman, A., Morrison, H., Lee, Y., Shindell, D. T., Partridge, D. G., Stier, P., Kipling, Z., and Fu, C.: On the characteristics of aerosol indirect effect
10 based on dynamic regimes in global climate models, *Atmos. Chem. Phys.*, 16, 2765–2783, <https://doi.org/10.5194/acp-16-2765-2016>, 2016.
- Zhou, C. and Penner, J. E.: Why do general circulation models overestimate the aerosol cloud lifetime effect?: A case study comparing CAM5 and a CRM, *Atmos. Chem. Phys.*, 17, 21–29, <https://doi.org/10.5194/acp-17-21-2017>, 2017.