

Effective densities of soot particles and their relationships with the mixing state at an urban site of the Beijing mega-city in the winter of 2018

5 Hang LIU^{1,2}, Xiaole PAN¹, Yu WU³, Dawei Wang¹, Yu TIAN^{1,2}, Xiaoyong LIU^{1,4}, Lu LEI^{1,2}, Yele SUN^{1,2,4}, Pingqing FU⁵, Zifa WANG^{1,2,4}

¹State Key Laboratory of Atmospheric Boundary Layer Physics and Atmospheric Chemistry, Institute of Atmospheric Physics, Chinese Academy of Sciences, Beijing, 100029, China

²University of Chinese Academy of Sciences, Beijing, 100049, China

10 ³State Key Laboratory of Remote Sensing Science, Institute of Remote Sensing and Digital Earth, Chinese Academy of Sciences, No. 20 Datun Road, Beijing 100101, China

⁴Center for Excellence in Regional Atmospheric Environment, Chinese Academy of Science, Xiamen, 361021, China

⁵Institute of Surface-Earth System Science, Tianjin University, Tianjin 300072, China

15 Correspondence to: Xiaole PAN (panxiaole@mail.iap.ac.cn)

Abstract

The effective density (ρ_{eff}) of refractory black carbon (rBC) is a key parameter relevant to their mixing state that imposes great uncertainty in evaluating the direct radiation forcing effect. In this study, a tandem DMA-CPMA-SP2 system was used to investigate the relationship between the effective density (ρ_{eff}) and the mixing state of rBC particles during the winter of 2018 in the Beijing mega-city. During the experiment, aerosols with a known mobility diameter (D_{mob}) and known ρ_{eff} values (0.8, 1.0, 1.2, 1.4, 1.6, and 1.8 g/cm³) were precisely selected and measured by the SP2 to obtain their corresponding mixing states. The results showed that the ρ_{eff} well represented the morphological variation in rBC-containing particles. The rBC-containing particles changed from an irregular structure to a compact spherical structure with the increase in ρ_{eff} . A ρ_{eff} value of 1.4 g/cm³ was the morphological transition point. The morphology and ρ_{eff} value of the rBC-containing particles were intrinsically related to the mass ratio of non-refractory matter to rBC (M_{R}). As the ρ_{eff} values of the rBC-containing particles increased from 0.8 to 1.8 g/cm³, the M_{R} of the rBC-containing particles significantly increased from 2 up to 6-8, indicating that atmospheric aging processes were likely to lead to the reconstruction of more compact and regular particle shapes. During the observation period, the ρ_{eff} of majority of rBC-containing particles was smaller than the morphology transition point independent of the pollution conditions. It suggested that the major rBC-containing particles did not have a spherical structure. Simulation based on an aggregate model considering the morphological information of the particles demonstrated that absorption enhancement of rBC-containing particles could be overestimated by ~17% by using a core-shell model. This study highlights the strong

20
25
30

dependence of the morphology of ambient rBC-containing particles on ρ_{eff} and will be helpful for elucidating the micro physical characteristics of rBC and reducing uncertainty in the evaluation of rBC climate effects and health risks.

1 Introduction

35 Refractory black carbon (rBC) is the major light absorbing aerosol in the atmosphere. It plays a vital role in the climate by influencing the radiative balance, cloud properties and glacier (Flanner et al., 2007; Ramanathan and Carmichael, 2008; Bond et al., 2013). rBC is considered to be one of the most important global warming factors (Bond et al., 2013). Additionally, as a component of $\text{PM}_{2.5}$ (particulate matter with an aerodynamic diameter less than $2.5 \mu\text{m}$), rBC has an adverse environmental effect due to degrading visibility and harming the human respiratory system (Apte et al., 2015; Lelieveld et al., 2015; Raaschou-
40 Nielsen et al., 2013; Dominguez-Rodriguez et al., 2015). The control of rBC emission is an immediate and win-win strategy to face climate and environmental challenges.

In the troposphere, rBC mixes with other components, such as organics, sulfate and nitrate, through condensation, coagulation, heterogenous chemistry or other complicated processes. Many studies have reported that the mixing state of rBC-containing particles greatly impacts on the absorption ability (Shiraiwa et al., 2008; Nakayama et al., 2010; Shiraiwa et al., 2010) and
45 hygroscopicity of rBC (Zhang et al., 2008; Moteki et al., 2012; Liu et al., 2013) based on a combination of laboratory, numerical model and field measurement methods. However, debate exists among researchers. For instance, several studies (Lack et al., 2012; Wang et al., 2014; Wu et al., 2016; Wang et al., 2016) observed a large absorption enhancement of rBC caused by mixing with the coating material, whereas other studies found negligible absorption enhancement (Cappa et al., 2012; Lan et al., 2013). Liu et al. (2017) proposed that the mixing structure of rBC-containing particles depended on the proportion of coating material.
50 When coating materials are insufficient to encapsulate rBC, they tend to attach to it and provide little absorption enhancement. Sufficient coating materials will change rBC-containing particles to a core-shell structure and significantly contribute to light absorption. Thus, the morphology of rBC-containing particles needs to be further studied to minimize the error in the estimation of rBC's absorption enhancement effect. Moreover, the morphology of rBC-containing particles causes uncertainty in evaluation of the dose deposited in the respiratory system and thus in health risk estimations (Londahl et al., 2008; Alfoldy et
55 al., 2009).

Laboratory inspection using transmission electron microscopy (TEM) can provide visual evidence of and information on the morphology of rBC-containing particles (China et al., 2013; Adachi and Buseck, 2013; Adachi et al., 2010). The common opinion based on TEM results is that bare rBC-containing particles adopt a fractal chain-like structure that will become more compact during the aging process (Wang et al., 2017). However, the representativeness of the TEM results remains a question.
60 Since identifying rBC-containing particles using TEM is time-consuming work, the number of rBC-containing particles observed in one TEM study often ranges between hundreds and thousands, which is a tiny fraction of the ambient rBC-containing particles. Another way to determine the morphology of rBC-containing particles is to measure a physical index, such as the effective density (ρ_{eff}), shape factor (χ), fractal dimension, etc. For instance, the ρ_{eff} is defined as the ratio of the

particle mass (M_p) to the volume of its mobility equivalent sphere. The compactness of a particle can be determined by
65 comparing the ρ_{eff} with the material density (the density of particles with a solid spherical structure). For particles with the
same material density, a smaller ρ_{eff} indicates a looser structure.

In practice, a differential mobility analyzer (DMA), aerosol particle mass (APM) analyzer (or a centrifugal particle analyzer,
CPMA) and condensation particle counter (CPC) are often integrated to obtain the M_p and mobility diameter (D_{mob})
simultaneously. Then, the ρ_{eff} is calculated by Eq. (1):

$$70 \quad \rho_{\text{eff}} = \frac{6M_p}{\pi D_{\text{mob}}^3} \quad (1)$$

The ρ_{eff} is often used in laboratory studies to determine the morphology of rBC (Xue et al., 2009;Pagels et al., 2009;Zhang et
al., 2008). The freshly emitted rBC-containing particles are characterized by a significantly lower ρ_{eff} than the rBC material
density of 1.8 g/cm^3 suggested by (Bond et al., 2013). Zhang et al. (2008) observed that the ρ_{eff} of rBC-containing particles
changed from 0.56 to 1.60 g/cm^3 after H_2SO_4 condensation, indicating reconstruction of rBC during the condensation process,
75 which was consistent with the TEM results. Further studies showed that BC reconstruction was caused by the surface tension
of the coating material, which differed for various coating compositions (Xue et al., 2009;Pagels et al., 2009).

In the laboratory, a high concentration of rBC-containing particles is normally generated by a laminar diffusion burner, and
the ρ_{eff} of rBC-containing particles can be reasonably studied using the DMA-CPMA-CPC system. Investigation on the ρ_{eff} of
rBC-containing particles using a DMA-CPMA-CPC tandem system would be difficult because there are substantial non-rBC
80 particles in the ambient atmosphere. The ρ_{eff} determined using this approach is only representative of the characteristic of the
bulk aerosols and not the rBC-containing particles. A single particle soot photometer (SP2) is able to distinguish rBC-
containing particles from non-rBC particles at a single particle resolution. In this study, the CPC in the regular tandem DMA-
CPMA-CPC system was replaced with the SP2, and the ρ_{eff} of the rBC-containing particles and the non-rBC particles were
detected separately. Additionally, the key parameters related to the rBC mixing state, such as the mass of the rBC core, number
85 fraction of rBC-containing particles and optical diameter of the rBC-containing particles, were well determined through SP2
measurement. Thus, the mixing state and ρ_{eff} of rBC-containing particles were obtained simultaneously using the novel tandem
DMA-CPMA-SP2 system.

In this study, field measurement using a tandem DMA-CPMA-SP2 system was performed from Dec. 20, 2018, to Jan. 04,
2019, in the urban areas of Beijing to investigate the ρ_{eff} of ambient rBC-containing particles. The site is located in the tower
90 campus of the State Key Laboratory of Atmospheric Boundary Layer Physics and Atmospheric Chemistry, Institute of
Atmospheric Physics (LAPC, longitude: 116.37°E ; latitude: 39.97°N). A more detailed description of the site can be found in
the literature (Sun et al., 2016;Pan et al., 2019). Particles with different effective densities preselected by the DMA-CPMA
were injected into the SP2. A comprehensive analysis was conducted with a focus on the relationship between the rBC-
containing particle ρ_{eff} and the mixing state. To the best of our knowledge, this study is the first report of the ρ_{eff} of ambient
95 rBC-containing particles. This study will help elucidate the microphysical properties of rBC-containing particles, which can
reduce uncertainty in climate and health risk effect estimations.

2 Methods

2.1 Instruments

2.1.1 Single particle soot photometer

100 The detailed principle of the SP2 (Droplet Measurement Technology, Inc., Boulder, CO, USA) has been reported in the literature (Shiraiwa et al., 2008; Moteki and Kondo, 2007). Briefly, due to the unique absorption ability of rBC, each single rBC-containing particle will absorb the high intensity laser (1064 nm, TEM00 mode) produced by the SP2. Then, the rBC is heated to the boiling point and emits incandescence. The peak incandescence intensity is nearly linearly correlated with the rBC mass. By detecting the incandescence, the rBC mass in each rBC-containing particle can be determined. The scattering
105 signal of each particle is obtained simultaneously by the SP2. Particles that only have a scattering signal are identified as non-rBC particles, whereas particles with concurrence of incandescence and a scattering signal are identified as rBC-containing particles.

The SP2 was calibrated using Aquadag aerosols (lot 9627) and a polystyrene latex sphere (PSL, Nanosphere Size Standards, Duke Scientific Corp., USA) with sizes of 203 nm (lot 185856), 303 nm (lot 189903), and 400 nm (lot 189904). Because the
110 SP2 is more sensitive to Aquadag than ambient rBC (Laborde et al., 2013), the incandescent signal was corrected by scaling a factor of 0.75 in the ambient measurement. The total uncertainty of the rBC mass measured by the SP2 was estimated to be 30%.

2.2 Tandem system

The tandem system in this study included a DMA (model 3085A, TSI Inc., USA), CPMA (Cambustion Ltd.), condensation
115 particle counter (CPC, model 3775, TSI Inc., USA) and SP2. A schematic diagram of the measurement system is provided in Fig. S1.

The CPMA was used to select particles with a known mass based on a specific charge-to-mass ratio by imposing opposite centrifugal and electric forces on the charged aerosols inside (Olfert and Collings, 2005). The DMA was used to select particles with a known mobility diameter (D_{mob}) based on the particles' electromobility. The tandem DMA-CPMA system was capable
120 of selecting particles with a known ρ_{eff} . The reliability of the DMA-CPMA tandem system was tested using PSL particles (ρ_{eff} : 1.05 g/cm³). In general, the tandem system overestimated the ρ_{eff} by 5% with a mode ρ_{eff} value of 1.10 g/cm³, as shown in Fig. S2. The multiple charged influences (Fig. S2) were negligible.

Particles with known effective densities preselected by the DMA-CPMA system were injected into the SP2 to obtain information on the corresponding rBC. In practice, the mobility diameter selected by the DMA was set at a constant value of
125 240 nm. The setpoints of the CPMA were 5.79, 7.24, 8.69, 10.13, 11.58, and 13.03 fg, which corresponded to a ρ_{eff} of 0.8, 1.0, 1.2, 1.4, 1.6, and 1.8 g/cm³, respectively. Each CPMA setpoint was held for 10 min, and the duration of a whole scan turn of the six setpoints was 1 hour. In this study, the sum of particle numbers over ten minutes was used to present the temporal variation of particles with different ρ_{eff} values.

2.3 Data analysis

130 2.3.1 Determination of the bulk effective density

The number concentration of particles with six different target ρ_{eff} values were measured consecutively on 10-minutes basis. Thus, a distribution of different effective densities could be obtained every hour. Previous studies (Qiao et al., 2018; Momenimovahed and Olfert, 2015) often used a log-normal or Gaussian function to fit the ρ_{eff} distribution. The ρ_{eff} of the bulk aerosols was determined to be the peak location of the fit function. Due to the limited ρ_{eff} measurement points in this study, the bulk aerosol density was calculated using a simple method as shown in Eq. 2. ρ_i denotes the ρ_{eff} with the maximum particle number in one hour, and N_i denotes the number of particles with ρ_i . ρ_{i-1} and ρ_{i+1} denote the adjacent effective density set points of ρ_i .

$$\rho_{\text{bulk}} = \frac{\rho_i * N_i + \rho_{i-1} * N_{i-1} + \rho_{i+1} * N_{i+1}}{N_i + N_{i-1} + N_{i+1}} \quad (2)$$

We tested this method to calculate the ρ_{eff} of PSL, as shown in Fig. S3. The ρ_{eff} determined using this approach was 1.09 g/cm³, which was very close to the given density of 1.05 g/cm³.

2.3.2 Determination of the optical diameter

For non-rBC particles, the scattering cross-sections are proportional to the peak scattering intensity measured by the SP2. The optical diameter (D_{opt}) was calculated through the Mie theory with a refractive index of 1.48 and assumption of a spherical structure. Since rBC-containing particles evaporate in the laser beam, leading to a decrease in the scattering cross-section, a leading edge only (LEO) fit (Gao et al., 2007; Liu et al., 2014; Pan et al., 2017) method was used to retrieve the undisturbed peak scattering intensity. By assuming a core-shell structure and using the refractive indices determine by (Taylor et al., 2015), 1.48 for coating and 2.26-1.26i for rBC core, the D_{opt} of the rBC-containing particles can also be calculated based on the Mie-scattering theory.

2.3.3 Determination of the shape factor and void fraction

The shape factor χ is an applicable parameter describing irregularity of a particle. When χ is equal to 1, the particle is in a regular spherical structure, whereas a larger χ indicates that the particle is more irregular. The χ of the rBC-containing particles was calculated using the following equation (Zhang et al., 2016) in this study:

$$\chi = \frac{D_{\text{mob}} \times C_c(D_{\text{mev}})}{D_{\text{mev}} \times C_c(D_{\text{mob}})} \quad (3)$$

where D_{mob} is the mobility diameter, D_{mev} is the mass equivalent diameter, and C_c is the Cunningham slip correction factor (Decarlo et al., 2004).

The void volume ratio (R_{void}) was also used to represent the compactness of rBC-containing particles in this study. The R_{void} is 0 for particles with an ideal solid spherical and increases when the structure loosens. The R_{void} is calculated by Eq (4):

$$R_{\text{void}} = 1 - \frac{D_{\text{me}}^3}{D_{\text{m}}^3} \quad (4)$$

2.3.4 Determination of the coating thickness

160 The mass ratio (M_R) of coating to rBC core was used to represent the coating thickness in this study. The mass of the rBC-containing particle (M_p) was directly measured by CPMA and the mass of rBC core (M_{rBC}) was measured by SP2. Then, the M_R was calculated by Eq (5):

$$M_R = \frac{M_p - M_{rBC}}{M_{rBC}} \quad (5)$$

165 The uncertainty of M_R was determined to be 31.6% and the uncertainties of the major parameters using in this paper can be found in supplementary.

3 Results

3.1 Constraining factors of effective density

The temporal variation in the number concentrations of rBC-containing and non-rBC particles and the mass concentration of non-refractory $PM_{2.5}$ (NR- $PM_{2.5}$) measured by a time-of-flight aerosol chemical speciation monitor (ToF-ACSM) are shown in Fig. 1. Four pollution events and one lasting clean episode were observed during the observation period and were denoted EP 1-5. EP 3 was defined as the clean episode with a $PM_{2.5}$ mass concentration less than $10 \mu\text{g}/\text{cm}^3$. The $PM_{2.5}$ mass concentration was higher than $50 \mu\text{g}/\text{cm}^3$ during the other four pollution episodes. The backward trajectories of the five episodes are illustrated in Fig. S4. Beijing was majorly affected by the local air mass or southern polluted air mass during the pollution episodes. In contrast, the clean northwest air mass dominated in Beijing during the clean episode.

175 For simplicity, the effective densities of non-rBC and rBC-containing particles were called $\rho_{\text{non-rBC}}$ and ρ_{rBC} separately. Whereas the effective density of bulk non-rBC and rBC-containing particles calculated by equation (2) was called $\rho_{\text{non-rBC,bulk}}$ and $\rho_{\text{rBC,bulk}}$. The bulk effective density reflects the number distribution of particles with different effective densities. For example, the number fractions of non-rBC particles with lower $\rho_{\text{non-rBC}}$ ($0.8\text{-}1.2 \text{ g}/\text{cm}^3$) were $\sim 70\%$ during EP 2 and EP 4 and this value was significantly lower ($\sim 20\%$) during EP 1 and EP 5. Correspondingly, the $\rho_{\text{non-rBC,bulk}}$ was calculated to be 1.18 and $1.20 \text{ g}/\text{cm}^3$ in EP 2 and EP 4 lower than 1.43 and $1.40 \text{ g}/\text{cm}^3$ in EP 1 and EP 5. The variation in $\rho_{\text{non-rBC}}$ was mainly caused by different non-rBC compositions in different cases, since the ρ_{eff} of different compositions varies. The ρ_{eff} value of $(\text{NH}_4)_2\text{SO}_4$ and NH_4NO_3 particles was $1.75 \text{ g}/\text{cm}^3$ (Qiao et al., 2018), whereas those of organics depended on their compositions and usually were between 0.64 and $1.49 \text{ g}/\text{cm}^3$ (Malloy et al., 2009; Hallquist et al., 2009; Bahreini et al., 2005; Turpin and Lim, 2001). Turpin and Lim (2001) suggested an overall ρ_{eff} of $1.2 \text{ g}/\text{cm}^3$ for organic aerosols in Los Angeles, and Hallquist et al. (2009) recommended a ρ_{eff} of $1.4 \text{ g}/\text{cm}^3$ for secondary organic aerosols in the absence of direct measurement. In general, the ρ_{eff} values of organics are always lower than those of inorganic compounds. The lower $\rho_{\text{non-rBC}}$ may indicate a higher mass fraction of organic compounds in the non-rBC particles. In fact, although the composition may slightly differ between NR- $PM_{2.5}$ and particles with $D_{\text{mob}}=240 \text{ nm}$ as observed in this study, the higher organic fractions in NR- $PM_{2.5}$ in EP 2 and EP 4 (66% and 59%) may indicate an organic dominant pollution environment and thus a higher organic fraction in particles with $D_{\text{mob}}=240$

190 nm consistent with the lower $\rho_{\text{non-rBC,bulk}}$ in these two episodes. Furthermore, the relationship between effective density and organic fraction was assessed throughout the observation period, as shown in Fig. S5. The $\rho_{\text{non-rBC,bulk}}$ value was apparently low in the high organic fraction environment during the whole observation period. The $\rho_{\text{rBC,bulk}}$ was also lower in the more organic fraction condition similar to that of the non-rBC particles, which was mostly due to composition of coating matters. In this study we presumed that, first, a lower $\rho_{\text{non-rBC,bulk}}$ value means a higher organic fraction in the non-rBC particles. Second, 195 composition of non-rBC particles and the coatings of rBC-containing particles were similar.

To better understand the morphological impacts on ρ_{eff} , the optical diameters (D_{opt}) of non-rBC and rBC-containing particles were compared to that of D_{mob} , as shown in Fig. 2. The particle shapes are spherical if D_{mob} is the same as D_{opt} , since the structure is assumed to be spherical in the D_{opt} calculation through Mie-theory. For non-rBC particles with a $\rho_{\text{non-rBC}}$ larger than 1.4 g/cm³, D_{mob} and D_{opt} are nearly the same. For non-rBC particles with a $\rho_{\text{non-rBC}}=1.0$ or 1.2 g/cm³, the D_{opt} is slightly lower 200 than the D_{mob} . The refractive indices for (NH₄)₂SO₄, NaCl and secondary organic aerosols have been determined to be 1.51, 1.53 and 1.44-1.5, respectively (Nakayama et al., 2010; Schnaiter et al., 2003; Toon et al., 1976). An even lower refractive index (1.42) was found for ambient non-rBC particles (Zhang et al., 2018). The constant refractive index of 1.48 may underestimate the D_{opt} of non-rBC particles with lower $\rho_{\text{non-rBC}}$, since the refractive indices of organic aerosols may be lower than those of inorganics. Different refractive index assumptions were used to calculate the D_{opt} , as denoted by the red and blue dashed lines 205 in Fig. 2. When the variation in the refractive indices was taken into account, the D_{opt} was considered to be the same as the D_{mob} for non-rBC particles with a $\rho_{\text{non-rBC}} = 1.0$ or 1.2 g/cm³. For non-rBC particles with a $\rho_{\text{non-rBC}}$ of 0.8 g/cm³, the lower D_{opt} may be caused by the lower refractive indices for some specific compounds or the non-spherical morphology. However, the fraction of this non-rBC was negligible, as shown in Fig. 1. Thus, the non-rBC particles mostly adopted a spherical structure. The mean D_{opt} was 179, 197, and 214 nm for rBC-containing particles with a $\rho_{\text{rBC}}=0.8, 1.0,$ and 1.2 g/cm³, respectively, which 210 were significantly lower than the D_{mob} values. This decrease could not be explained by variation in the refractive indices, as shown in Fig. 2(b), indicating that the morphologies of these rBC-containing particles were not spherical. The D_{opt} was the same as the D_{mob} when the ρ_{rBC} was equal to 1.6 or 1.8 g/cm³, suggesting that the particles approximate to spherical structure. rBC-containing particles with a $\rho_{\text{rBC}} = 1.4$ g/cm³ were placed at the morphological transition point. The differences between the 75th and 25th percentiles of the D_{opt} were larger for the rBC-containing particles than for the non-rBC particles, as denoted 215 by the box length. This larger difference may be caused by the complex morphology of rBC-containing particles compared to that of non-rBC particles. In general, the non-rBC particles mostly had a spherical structure, and the $\rho_{\text{non-rBC}}$ was majorly influenced by the composition. A lower fraction of organics contributed to the increase in the $\rho_{\text{non-rBC}}$. The ρ_{rBC} was controlled by the combined effect of the morphology and coating composition. A fractal structure and a more organic coating tend to decrease the ρ_{rBC} .

220 3.2 The relationship between the morphology and effective density of rBC-containing particles

Figure 3 depicts the variations of the χ and R_{void} values as a function of ρ_{rBC} . χ is a physical index representing the regularity of a particle; the theoretical χ for a spherical particle is 1 regardless of the void inside, and a larger χ means a more irregular

particle (Decarlo et al., 2004). In practice, the χ of rBC-containing particles ranges from 1-4 (Table 2) mostly due to the combustion material, combustion temperature, aging degree, etc. The largest χ (1.4) observed in this study was lower than that of freshly emitted rBC-containing particles from a diesel truck ($\chi=2.1$), methane flame ($\chi=1.87$) and propane flame ($\chi=4.0$) and was in the range ($\chi=1-2.8$) of rBC-containing particles with different aging degrees (Qiu et al., 2014; Peng et al., 2016). Zhang et al. (2016) suggested that the ρ_{rBC} of thinly coated rBC-containing particles was 0.3 g/cm^3 . Direct measurements of vehicle exhaust always obtain a ρ_{rBC} of $0.3-0.5 \text{ g/cm}^3$ (Momenimovahed and Olfert, 2015). Because the lower detection limit of ρ_{rBC} was set to 0.8 g/cm^3 , fresh rBC-containing particles might not have been observed in this study. Indeed, the rBC-containing particles observed in this study were actually aged rBC-containing particles with moderate irregularity.

The χ values showed a decreasing trend with the increasing ρ_{rBC} , indicating a more regular shape for rBC-containing particles with a larger ρ_{rBC} , which was consistent with previous studies (Qiu et al., 2014; Peng et al., 2016). When the ρ_{rBC} is less than 1.4 g/cm^3 , the χ decreases significantly with the increase in ρ_{rBC} . However, χ varies slowly between 1 and 1.1 when the ρ_{rBC} is larger than 1.4 g/cm^3 . A similar variation trend was also found for R_{void} . R_{void} decreases significantly from 0.5 to 0.1 and varies slowly between 0.1 and 0 when the ρ_{rBC} is larger than 1.4 g/cm^3 . These results are similar to those from the comparison between D_{opt} and D_{mob} ; the morphology of rBC-containing particles changed from an irregular and loose structure to a compact spherical structure with the increasing ρ_{rBC} . Thus, a ρ_{rBC} of 1.4 g/cm^3 may be the morphological transition point in this study. Using a smog chamber, Peng et al. (2016) also observed a change in the ρ_{rBC} from $\sim 0.5 \text{ g/cm}^3$ to 1.4 g/cm^3 during the aging process and found that rBC-containing particles with a $\rho_{\text{rBC}} = 1.4 \text{ g/cm}^3$ had a $\chi \sim 1$.

We found that rBC-containing particle had a larger χ value and R_{void} at the condition when $\rho_{\text{non-rBC,bulk}}$ is smaller, especially for irregular particles (Fig. 3a). It may imply that different coating composition played a different role in the morphology reconstructing of rBC-containing because $\rho_{\text{non-rBC,bulk}}$ reflected the composition of non-rBC which may relate to the coating composition of rBC in some degree (Fig. S6). The rBC-containing particles could reach a compact spherical structure when the ρ_{rBC} was 1.2 g/cm^3 with an χ of 1.05 and a R_{void} of 0.08 when $1.1 \text{ g/cm}^3 < \rho_{\text{non-rBC,bulk}} < 1.3 \text{ g/cm}^3$, whereas the morphological transition of ρ_{rBC} was higher for rBC-containing particles at a higher $\rho_{\text{non-rBC,bulk}}$ condition.

3.3 Mass ratio of coatings to the rBC core of rBC-containing particles with different ρ_{eff} values

The mass ratio (M_{R}) of the coating to the rBC core is used to represent the coating thickness in this study. The coating thickness is an index of the aging degree of rBC-containing particles since condensation and coagulation will lead to an increase in the coating thickness during the aging process. As shown in Fig. 4, rBC-containing particles with larger ρ_{rBC} values had more coating. This phenomenon explains the morphological change that occurs with an increasing ρ_{rBC} . The surface tension imposed by the coating was found to shrink the rBC core (Zhang et al., 2016). After coating, rBC-containing particles with larger hygroscopicity more easily obtain surface water, which enlarges the surface tension and shrinks the rBC-containing particles to a more compact structure (Zhang et al., 2008). Moreover, the coatings are able to fill the void of rBC-containing particles, resulting in a more compact structure (Pagels et al., 2009). Thus, increasing the coating makes rBC-containing particles more compact, and the compact structure leads to a larger effective density, as observed.

Recently, studies using different methods have proven the occurrence of morphological change of rBC-containing particles with an increase in the coating thickness. Peng et al. (2016) observed that rBC-containing particles changed to a compact spherical structure when the ratio of the coating thickness to the rBC core diameter reached 0.8-1, corresponding to a M_R of 4.5-6.5. By comparing the measured and modeled scattering cross-sections of rBC-containing particles, Liu et al. (2017) found that the measured scattering cross-section agreed well with the core-shell model prediction when the M_R was larger than 3, suggesting adoption of a spherical morphology by rBC-containing particles with a large M_R . The morphology of rBC-containing particles seems to change to be spherical at a certain M_R point. In this study, the M_R was nearly invariant and fluctuated between 6 and 8 when the ρ_{eff} was larger than 1.4 g/cm^3 , suggesting that the rBC-containing particles were mostly spherical in structure when the M_R was larger than 6-8.

In the real atmosphere, the variant temperature and relative humidity may also contribute to the morphological variation of rBC-containing particles, which makes the morphological transition M_R point more complicated and thus different from that reported in previous studies. However, an agreement has been reached concerning the mechanism by which the morphology changes with the increasing coating thickness. A M_R of 7 was determined to be the morphological transition point in Beijing in winter. The morphological transition M_R or volume ratio may be very useful for parameterization in atmospheric models.

Thus, more observations are needed to explore the variation and constraining factors of the morphological transition M_R . Previous studies have always used a shell/core ratio (S/C) to represent the coating thickness. The M_R of rBC-containing particles with a $\rho_{\text{rBC}}=0.8 \text{ g/cm}^3$ averaged 2.0, corresponding to an S/C of 1.5, and the M_R of rBC-containing particles with a $\rho_{\text{rBC}}=1.4 \text{ g/cm}^3$ averaged 7.0, corresponding to an S/C of 2.15. Typically, the S/C ratio of freshly emitted BC observed at urban sites was lower than 1.2 (Liu et al., 2014; Laborde et al., 2013). In this study, rBC-containing particles with a ρ_{rBC} of 0.8 g/cm^3 were characterized as having an irregular and loose structure with $\chi = 1.4$ and $R_{\text{void}}=0.5$. Since the ρ_{rBC} increased with the increase in the M_R or S/C, the observed average S/C = 1.2 at the urban site suggested that most rBC-containing particles in the urban site might have a ρ_{rBC} lower than 0.8 g/cm^3 and thus a more irregular structure.

3.4 The morphology of bulk rBC-containing particles

The number distributions of ρ_{rBC} and $\rho_{\text{non-rBC}}$ were counted to evaluate the morphological characteristics of the bulk rBC-containing particles in the ambient environment, as shown in Fig. 5. Generally, the ρ_{rBC} and $\rho_{\text{non-rBC}}$ number distributions exhibited a unimodal distribution except for the ρ_{rBC} distribution in EP 3 (the clean period). Observations of rBC-containing particles indicated that the coating thickness distribution always exhibited a clear bimodal pattern (Liu et al., 2014; Wu et al., 2017). rBC-containing particles were observed with a thin coating, which was mostly attributed to local traffic emissions, and with a thick coating, which might be the result of biomass emissions or the aging process. The aged rBC-containing particles with a $\rho_{\text{rBC}} > 0.8 \text{ g/cm}^3$ observed in this study may exactly correspond to the rBC-containing particles with a thick coating and thus exhibit a unimodal pattern. We speculate that the ρ_{rBC} number distribution will exhibit a bimodal pattern if the detection limit is sufficiently low and the left peak in the expected bimodal pattern corresponds to the rBC-containing particles with thin

coatings. The ρ_{rBC} distribution in EP 3 may be influenced by the thinly-coated rBC-containing particles, which might be present
290 in relatively higher numbers during the clean period.

The $\rho_{\text{rBC,bulk}}$ and $\rho_{\text{non-rBC,bulk}}$ were separately estimated to be 1.21 g/cm³ and 1.39 g/cm³, respectively, throughout the observation
period. Notably, due to the detection limit, the $\rho_{\text{rBC,bulk}}$ in this study was determined for aged rBC-containing particles, and the
true $\rho_{\text{rBC,bulk}}$ was expected to be lower if fresh rBC-containing particles were taken into consideration. However, even for these
aged rBC-containing particles, the morphology was mostly in a fractal structure, because the $\rho_{\text{rBC,bulk}}$ (1.21 g/cm³) was smaller
295 than the morphological transition ρ_{rBC} (1.40 g/cm³). Wang et al. (2017) proved that only 12% of rBC-containing particles were
in an embedded structure and that 88% of rBC-containing particles were in a bare or partly coated structure in urban sites
through direct TEM observation. Our results provided evidence for the irregularity of rBC-containing particles based on
assessment of more particle numbers.

The ρ_{eff} was separately counted in the five episodes, as shown in Fig. 5, to investigate variation in ρ_{eff} under different pollution
300 situations. The $\rho_{\text{rBC,bulk}}$ was 1.37, 1.01, 1.15, 1.01, and 1.21 g/cm³ during EP 1-5, and the corresponding $\rho_{\text{non-rBC,bulk}}$ was 1.43,
1.18, 1.40, 1.20, and 1.40 g/cm³, respectively. According to Fig. 3a, the morphological transition ρ_{rBC} points were 1.2 g/cm³ in
EP 2 and EP 4 and 1.4 g/cm³ in EP 1, EP 3, and EP 5 due to the different $\rho_{\text{non-rBC,bulk}}$ value. The $\rho_{\text{rBC,bulk}}$ in the five episodes
was lower than that of the morphological transition ρ_{rBC} regardless of the pollution conditions, indicating that a substantial
number of rBC-containing particles were in a fractal structure even under pollution conditions. However, the $\rho_{\text{rBC,bulk}}$ in EP3
305 was smaller than that in EP1 and EP5, which might suggest a more compact structure of rBC-containing particles in pollution
conditions, since the morphological transition ρ_{rBC} was similar during these three episodes.

The number fraction of rBC-containing particles in the total measured particles (rBC-containing and non-rBC particles)
increased with the decrease in the ρ_{eff} , as shown in Fig. 6. rBC-containing particles only accounted for 10-20% of particles
with a $\rho_{\text{eff}} = 1.6$ g/cm³, whereas this fraction significantly increased to ~60% for particles with a $\rho_{\text{eff}} = 0.8$ g/cm³. The data from
310 the five episodes all followed the same tendency, and the maximum number fraction of rBC-containing particles was reached
when the ρ_{eff} was equal to 0.8 g/cm³. A power function was used to fit the data and showed that the number fraction of rBC
would be 100% if the ρ_{eff} was less than 0.73 g/cm³. Rissler et al. (2014) observed a bimodal ρ_{eff} distribution of ambient aerosols.
The ρ_{eff} of aerosols in the two peaks ranged separately from 0.30 - 0.80 g/cm³ and 1.28 - 1.46 g/cm³. The mass of aerosols
with a ρ_{eff} of 0.30 - 0.80 g/cm³ only lost 10% after being heated to 300 °C, indicating that most of these particles were fresh
315 rBC-containing particles, which was consistent with our inference. Thus, if the measurement site was located in an area with
enough fresh BC emission, the bimodal ρ_{eff} distribution of ambient aerosols was often observed (Qiao et al., 2018; Liu et al.,
2015; Rissler et al., 2014), since the ρ_{eff} of fresh rBC-containing particles was sufficiently small with no disturbance by non-
rBC particles. However, as shown in Fig. 6, the ρ_{eff} distributions of non-rBC and aged rBC-containing particles overlapped
and could not be distinguished through a simple DMA-APM/CPMA-CPC system. Our study suggested that the second peak
320 often observed in previous ρ_{eff} measurements was actually a mixture of non-rBC and aged rBC-containing particles. Rissler et
al. (2014) used “dense” particles to describe particles with a ρ_{eff} of 1.28 - 1.46 g/cm³. This expression might be not very
accurate, since nearly 10-40% of the particles were aged rBC-containing particles with a fractal structure ($\chi=1-1.2$).

3.5 Optical properties of rBC-containing particles with different ρ_{eff}

Since the morphology of rBC-containing particles was mostly in a fractal structure as discussed above, the simple core-shell structure treatment in the atmospheric model might cause bias in the optical property estimate of rBC-containing particles. An aggregate model was established, and the optical properties were calculated by solving Maxwell's equation based on the superposition T-matrix method (Wu et al., 2018). As shown in Fig. 7(a), large discrepancies in the scattering cross-sections (σ_{SC}) between the core-shell model and measurement were found in the small ρ_{rBC} range, indicating the strong impact of morphology on optical properties. An aggregate model can better capture the σ_{SC} characteristics than a perfect shell-core model when the ρ_{rBC} is smaller than 1.4 g/cm^3 . When the ρ_{rBC} is 0.8 g/cm^3 , the σ_{SC} predicted by the aggregate model with an rBC core fractal dimension (D_f) of 2.0-2.2 agrees well with the measurement. With an increase in the ρ_{rBC} , the measured σ_{SC} is consistent with the predicted value from the aggregate model obtained using the larger rBC core fractal dimension. This result may imply that the rBC core becomes more compact and regular with an increase in the ρ_{rBC} or coating thickness consistent with the laboratory results (Pagels et al., 2009; Xue et al., 2009).

Figure 7(b) exhibits the estimated mass absorption cross-sections (MACs) from different models. The overestimation of the MAC using the core-shell structure averaged 16.7% compared to that of the aggregate model when the ρ_{rBC} was less than 1.4 g/cm^3 . Additionally, the measured σ_{SC} with a $\rho_{\text{rBC}} = 1.6 \text{ g/cm}^3$ was similar to the predicted values of models 1 and 2, indicating a near spherical structure of the rBC-containing particles. However, the MAC predicted by models 1 and 2 varied. Although laboratory studies proved that the rBC core shrank after coating, an irregular rBC core was often observed even in thickly-coated cases in the ambient measurement (Adachi et al., 2010; Zhang et al., 2016), suggesting that model 2 might be closer to the realistic thickly-coated situation. Since model 1 overestimated the MAC by 7.4% with a $\rho_{\text{rBC}} = 1.6 \text{ g/cm}^3$ compared to that of model 2, the morphology of the rBC core should also be considered, even in cases with a large ρ_{rBC} or thickly-coated condition. In general, the commonly observed light absorption enhancement in pollution conditions cannot simply be attributed to the "lensing effect". The morphological change of rBC-containing particles and the BC core may also play an important role in light absorption enhancement.

4 Conclusion

A novel tandem DMA-CPMA-SP2 system was used to investigate the effective density of rBC-containing particles (ρ_{rBC}) and their relationship with the rBC mixing state in Beijing. Aerosols with the same mobility diameter (240 nm) and different ρ_{eff} values (0.8, 1.0, 1.2, 1.4, 1.6, and 1.8 g/cm^3) were preselected by the DMA-CPMA system and injected into the SP2 to obtain the corresponding mixing state. The results showed that the ρ_{rBC} could reflect the morphology of rBC-containing particles. The dynamic shape factor of rBC-containing particles decreased from 1.4 to 1 with the increase in the ρ_{rBC} , indicating that the morphology of the rBC-containing particles changed from an irregular loose structure to a compact spherical structure. rBC-containing particles with ρ_{rBC} values of 0.8, 1.0, and 1.2 g/cm^3 mostly adopted a non-spherical structure, whereas those with ρ_{rBC} values of 1.6 and 1.8 g/cm^3 were in a spherical structure. The $\rho_{\text{rBC}} = 1.4 \text{ g/cm}^3$ was determined to be the morphological

355 transition point in this study. The mass ratio (M_R) of the coatings to the rBC core was calculated for rBC-containing particles with different ρ_{rBC} values. The M_R gradually increased from 2 to 6-8 with the increase in the ρ_{rBC} when that latter measure was less than 1.4 g/cm^3 and stayed invariant when the ρ_{rBC} was larger than 1.4 g/cm^3 , suggesting that the increased coating thickness during the aging process was the cause of morphological changes and that the rBC-containing particles tended to be spherical when the M_R was larger than 6-8 in the winter in Beijing.

360 The morphological characteristics of the bulk ambient rBC-containing particles were investigated by calculating the bulk effective density of rBC-containing particles ($\rho_{\text{rBC,bulk}}$) considering the number distribution of ρ_{rBC} . The $\rho_{\text{rBC,bulk}}$ averaged 1.21 g/cm^3 during the whole observation period and was lower than the morphological transition ρ_{rBC} regardless of the pollution conditions. The $\rho_{\text{rBC,bulk}}$ was overestimated due to the lower detection limit in this study (set to 0.8 g/cm^3), which was larger than the ρ_{rBC} of freshly emitted rBC-containing particles. However, the $\rho_{\text{rBC,bulk}}$ was still lower than the morphological transition

365 ρ_{rBC} , suggesting that the rBC-containing particles were mostly not in a core-shell structure in the ambient condition. An aggregate model considering the morphological information of rBC-containing particles was approved to better represent and to evaluate the optical properties of rBC-containing particles. Generally, the core-shell model overestimated light absorption compared to that of the aggregate model by 16.7% for rBC-containing particles with a $\rho_{\text{rBC}}=0.8-1.4 \text{ g/cm}^3$. This study revealed that a substantial number of rBC-containing particles were in an irregular structure in the ambient atmosphere and highlighted

370 the importance of morphology for optical property estimates. A proper parameterization considering rBC-containing particle morphological changes with M_R and a morphology-dependent optical model may help reduce the uncertainty in atmospheric modeling.

Data availability

375 To request the data given in this study, please contact Dr. Xiaole Pan at the Institute of Atmospheric Physics, Chinese Academy of Sciences, via email (panxiaole@mail.iap.ac.cn).

Author contributions

H.L, X.P designed the research; Y.W, H.L performed the optical simulation using T-matrix method. H.L, X.P, D.W, X.L, Y.T, Y.S, P.F, Z.W performed experiments; H.L, X.P, Y.T performed the data analysis; H.L, X.P wrote the paper.

380

Acknowledgements

This study was supported by the National Natural Science Foundation of China (No. 41605104).

Reference

- 385 Adachi, K., Chung, S. H., and Buseck, P. R.: Shapes of soot aerosol particles and implications for their effects on climate, *J. Geophys. Res.-Atmos.*, 115, Artn D15206
10.1029/2009jd012868, 2010.
Adachi, K., and Buseck, P. R.: Changes of ns-soot mixing states and shapes in an urban area during CalNex, *J. Geophys. Res.-Atmos.*, 118, 3723-3730, 10.1002/jgrd.50321, 2013.
- 390 Alfoldy, B., Giechaskiel, B., Hofmann, W., and Drossinos, Y.: Size-distribution dependent lung deposition of diesel exhaust particles, *J Aerosol Sci*, 40, 652-663, 10.1016/j.jaerosci.2009.04.009, 2009.
Apte, J. S., Marshall, J. D., Cohen, A. J., and Brauer, M.: Addressing Global Mortality from Ambient PM_{2.5}, *Environ Sci Technol*, 49, 8057-8066, 10.1021/acs.est.5b01236, 2015.
Bahreini, R., Keywood, M. D., Ng, N. L., Varutbangkul, V., Gao, S., Flagan, R. C., Seinfeld, J. H., Worsnop, D. R., and Jimenez, J. L.: Measurements of secondary organic aerosol from oxidation of cycloalkenes, terpenes, and m-xylene using an Aerodyne aerosol mass spectrometer, *Environ Sci Technol*, 39, 5674-5688, 10.1021/es048061a, 2005.
- 395 Bond, T. C., Doherty, S. J., Fahey, D., Forster, P., Berntsen, T., DeAngelo, B., Flanner, M., Ghan, S., Kärcher, B., and Koch, D.: Bounding the role of black carbon in the climate system: A scientific assessment, *Journal of Geophysical Research: Atmospheres*, 118, 5380-5552, 2013.
- 400 Cappa, C. D., Onasch, T. B., Massoli, P., Worsnop, D. R., Bates, T. S., Cross, E. S., Davidovits, P., Hakala, J., Hayden, K. L., Jobson, B. T., Kolesar, K. R., Lack, D. A., Lerner, B. M., Li, S. M., Mellon, D., Nuaaman, I., Olfert, J. S., Petaja, T., Quinn, P. K., Song, C., Subramanian, R., Williams, E. J., and Zaveri, R. A.: Radiative Absorption Enhancements Due to the Mixing State of Atmospheric Black Carbon, *Science*, 337, 1078-1081, 10.1126/science.1223447, 2012.
China, S., Mazzoleni, C., Gorkowski, K., Aiken, A. C., and Dubey, M. K.: Morphology and mixing state of individual freshly emitted wildfire carbonaceous particles, *Nat Commun*, 4, ARTN 2122
10.1038/ncomms3122, 2013.
- 405 Decarlo, P., Slowik, J., Worsnop, D., PaulDavidovits, and Jimenez, J.: Particle Morphology and Density Characterization by Combined Mobility and Aerodynamic Diameter Measurements. Part 1: Theory, *Aerosol Science & Technology*, 38, 1185-1205, 2004.
- 410 Dominguez-Rodriguez, A., Rodriguez, S., Abreu-Gonzalez, P., Avanzas, P., and Juarez-Prera, R. A.: Black carbon exposure, oxidative stress markers and major adverse cardiovascular events in patients with acute coronary syndromes, *Int J Cardiol*, 188, 47-49, 10.1016/j.ijcard.2015.04.023, 2015.
Edenhofer, O., and Seyboth, K.: Intergovernmental Panel on Climate Change (IPCC), *Encyclopedia of Energy Natural Resource & Environmental Economics*, 26, 48-56, 2013.
- 415 Flanner, M. G., Zender, C. S., Randerson, J. T., and Rasch, P. J.: Present-day climate forcing and response from black carbon in snow, *J. Geophys. Res.-Atmos.*, 112, 2007.
Gao, R. S., Schwarz, J. P., Kelly, K. K., Fahey, D. W., Watts, L. A., Thompson, T. L., Spackman, J. R., Slowik, J. G., Cross, E. S., Han, J. H., Davidovits, P., Onasch, T. B., and Worsnop, D. R.: A novel method for estimating light-scattering properties of soot aerosols using a modified single-particle soot photometer, *Aerosol Science and Technology*, 41, 125-135,
420 10.1080/02786820601118398, 2007.
Hallquist, M., Wenger, J. C., Baltensperger, U., Rudich, Y., Simpson, D., Claeys, M., Dommen, J., Donahue, N. M., George, C., Goldstein, A. H., Hamilton, J. F., Herrmann, H., Hoffmann, T., Iinuma, Y., Jang, M., Jenkin, M. E., Jimenez, J. L., Kiendler-Scharr, A., Maenhaut, W., McFiggans, G., Mentel, T. F., Monod, A., Prevot, A. S. H., Seinfeld, J. H., Surratt, J. D., Szmigielski, R., and Wildt, J.: The formation, properties and impact of secondary organic aerosol: current and emerging issues, *Atmospheric Chemistry and Physics*, 9, 5155-5236, DOI 10.5194/acp-9-5155-2009, 2009.
- 425 Han, C., Li, S. M., Liu, P., and Lee, P.: Size Dependence of the Physical Characteristics of Particles Containing Refractory Black Carbon in Diesel Vehicle Exhaust, *Environ Sci Technol*, 53, 137-145, 10.1021/acs.est.8b04603, 2019.
Laborde, M., Crippa, M., Tritscher, T., Juranyi, Z., Decarlo, P. F., Temime-Roussel, B., Marchand, N., Eckhardt, S., Stohl, A., Baltensperger, U., Prevot, A. S. H., Weingartner, E., and Gysel, M.: Black carbon physical properties and mixing state in the

- 430 European megacity Paris, *Atmospheric Chemistry and Physics*, 13, 5831-5856, 10.5194/acp-13-5831-2013, 2013.
Lack, D. A., Langridge, J. M., Bahreini, R., Cappa, C. D., Middlebrook, A. M., and Schwarz, J. P.: Brown carbon and internal mixing in biomass burning particles, *P Natl Acad Sci USA*, 109, 14802-14807, 2012.
- Lan, Z. J., Huang, X. F., Yu, K. Y., Sun, T. L., Zeng, L. W., and Hu, M.: Light absorption of black carbon aerosol and its enhancement by mixing state in an urban atmosphere in South China, *Atmos Environ*, 69, 118-123, 10.1016/j.atmosenv.2012.12.009, 2013.
- 435 Lelieveld, J., Evans, J. S., Fnais, M., Giannadaki, D., and Pozzer, A.: The contribution of outdoor air pollution sources to premature mortality on a global scale, *Nature*, 525, 367-+, 10.1038/nature15371, 2015.
- Liu, D., Allan, J., Whitehead, J., Young, D., Flynn, M., Coe, H., McFiggans, G., Fleming, Z. L., and Bandy, B.: Ambient black carbon particle hygroscopic properties controlled by mixing state and composition, *Atmospheric Chemistry and Physics*, 13, 2015-2029, 10.5194/acp-13-2015-2013, 2013.
- 440 Liu, D., Allan, J. D., Young, D. E., Coe, H., Beddows, D., Fleming, Z. L., Flynn, M. J., Gallagher, M. W., Harrison, R. M., Lee, J., Prevot, A. S. H., Taylor, J. W., Yin, J., Williams, P. I., and Zotter, P.: Size distribution, mixing state and source apportionment of black carbon aerosol in London during wintertime, *Atmospheric Chemistry and Physics*, 14, 10061-10084, 10.5194/acp-14-10061-2014, 2014.
- 445 Liu, D. T., Whitehead, J., Alfarra, M. R., Reyes-Villegas, E., Spracklen, D. V., Reddington, C. L., Kong, S. F., Williams, P. I., Ting, Y. C., Haslett, S., Taylor, J. W., Flynn, M. J., Morgan, W. T., McFiggans, G., Coe, H., and Allan, J. D.: Black-carbon absorption enhancement in the atmosphere determined by particle mixing state, *Nat Geosci*, 10, 184-U132, 10.1038/Ngeo2901, 2017.
- Liu, Z. R., Hu, B., Ji, D. S., Wang, Y. H., Wang, M. X., and Wang, Y. S.: Diurnal and seasonal variation of the PM_{2.5} apparent particle density in Beijing, China, *Atmos Environ*, 120, 328-338, 10.1016/j.atmosenv.2015.09.005, 2015.
- 450 Londahl, J., Pagels, J., Boman, C., Swietlicki, E., Massling, A., Rissler, J., Blomberg, A., Bohgard, M., and Sandstrom, T.: Deposition of biomass combustion aerosol particles in the human respiratory tract, *Inhal Toxicol*, 20, 923-933, 10.1080/08958370802087124, 2008.
- Malloy, Q. G. J., Nakao, S., Qi, L., Austin, R., Stothers, C., Hagino, H., and Cocker, D. R.: Real-Time Aerosol Density Determination Utilizing a Modified Scanning Mobility Particle Sizer Aerosol Particle Mass Analyzer System, *Aerosol Science and Technology*, 43, 673-678, Pii 910340704 10.1080/02786820902832960, 2009.
- 455 Momenimovahed, A., and Olfert, J. S.: Effective Density and Volatility of Particles Emitted from Gasoline Direct Injection Vehicles and Implications for Particle Mass Measurement, *Aerosol Science and Technology*, 49, 1051-1062, 10.1080/02786826.2015.1094181, 2015.
- 460 Moteki, N., and Kondo, Y.: Effects of mixing state on black carbon measurements by laser-induced incandescence, *Aerosol Science and Technology*, 41, 398-417, 10.1080/02786820701199728, 2007.
- Moteki, N., Kondo, Y., Oshima, N., Takegawa, N., Koike, M., Kita, K., Matsui, H., and Kajino, M.: Size dependence of wet removal of black carbon aerosols during transport from the boundary layer to the free troposphere, *Geophysical Research Letters*, 39, Artn L13802 10.1029/2012gl052034, 2012.
- 465 Nakayama, T., Matsumi, Y., Sato, K., Imamura, T., Yamazaki, A., and Uchiyama, A.: Laboratory studies on optical properties of secondary organic aerosols generated during the photooxidation of toluene and the ozonolysis of alpha-pinene, *J. Geophys. Res.-Atmos.*, 115, Artn D24204 10.1029/2010jd014387, 2010.
- 470 Olfert, J. S., and Collings, N.: New method for particle mass classification - the Couette centrifugal particle mass analyzer, *J Aerosol Sci*, 36, 1338-1352, 10.1016/j.jaerosci.2005.03.006, 2005.
- Pagels, J., Khalizov, A. F., McMurry, P. H., and Zhang, R. Y.: Processing of Soot by Controlled Sulphuric Acid and Water Condensation Mass and Mobility Relationship, *Aerosol Science and Technology*, 43, 629-640, Pii 910341827 10.1080/02786820902810685, 2009.
- 475 Pan, X. L., Kanaya, Y., Taketani, F., Miyakawa, T., Inomata, S., Komazaki, Y., Tanimoto, H., Wang, Z., Uno, I., and Wang, Z. F.: Emission characteristics of refractory black carbon aerosols from fresh biomass burning: a perspective from laboratory experiments, *Atmospheric Chemistry and Physics*, 17, 13001-13016, 10.5194/acp-17-13001-2017, 2017.
- Pan, X. L., Ge, B. Z., Wang, Z., Tian, Y., Liu, H., Wei, L. F., Yue, S. Y., Uno, I., Kobayashi, H., Nishizawa, T., Shimizu, A., Fu,

- 480 P. Q., and Wang, Z. F.: Synergistic effect of water-soluble species and relative humidity on morphological changes in aerosol particles in the Beijing megacity during severe pollution episodes, *Atmospheric Chemistry and Physics*, 19, 219-232, 10.5194/acp-19-219-2019, 2019.
- Peng, J. F., Hu, M., Guo, S., Du, Z. F., Zheng, J., Shang, D. J., Zamora, M., Zeng, L. M., Shao, M., Wu, Y. S., Zheng, J., Wang, Y., Glen, C., Collins, D., Molina, M., and Zhang, R. Y.: Markedly enhanced absorption and direct radiative forcing of black carbon under polluted urban environments, *Abstr Pap Am Chem S*, 252, 2016.
- 485 Qiao, K., Wu, Z. J., Pei, X. Y., Liu, Q. Y., Shang, D. J., Zheng, J., Du, Z. F., Zhu, W. F., Wu, Y. S., Lou, S. R., Guo, S., Chan, C. K., Pathak, R. K., Hallquist, M., and Hu, M.: Size-resolved effective density of submicron particles during summertime in the rural atmosphere of Beijing, China, *J Environ Sci-China*, 73, 69-77, 10.1016/j.jes.2018.01.012, 2018.
- Qiu, C., Khalizov, A. F., Hogan, B., Petersen, E. L., and Zhang, R. Y.: High Sensitivity of Diesel Soot Morphological and Optical Properties to Combustion Temperature in a Shock Tube, *Environ Sci Technol*, 48, 6444-6452, 10.1021/es405589d, 2014.
- 490 Raaschou-Nielsen, O., Andersen, Z. J., Beelen, R., Samoli, E., Stafoggia, M., Weinmayr, G., Hoffmann, B., Fischer, P., Nieuwenhuijsen, M. J., Brunekreef, B., Xun, W. W., Katsouyanni, K., Dimakopoulou, K., Sommar, J., Forsberg, B., Modig, L., Oudin, A., Oftedal, B., Schwarze, P. E., Nafstad, P., De Faire, U., Pedersen, N. L., Ostenson, C. G., Fratiglioni, L., Penell, J., Korek, M., Pershagen, G., Eriksen, K. T., Sorensen, M., Tjonneland, A., Ellermann, T., Eeftens, M., Peeters, P. H., Meliefste, K., Wang, M., Bueno-de-Mesquita, B., Key, T. J., de Hoogh, K., Concin, H., Nagel, G., Vilier, A., Grioni, S., Krogh, V., Tsai, M. Y., Ricceri, F., Sacerdote, C., Galassi, C., Migliore, E., Ranzi, A., Cesaroni, G., Badaloni, C., Forastiere, F., Tamayo, I., Amiano, P., Dorronsoro, M., Trichopoulou, A., Bamia, C., Vineis, P., and Hoek, G.: Air pollution and lung cancer incidence in 17 European cohorts: prospective analyses from the European Study of Cohorts for Air Pollution Effects (ESCAPE), *Lancet Oncol*, 14, 813-822, 10.1016/s1470-2045(13)70279-1, 2013.
- 500 Ramanathan, V., and Carmichael, G.: Global and regional climate changes due to black carbon, *Nat Geosci*, 36, págs. 335-358, 2008.
- Rissler, J., Nordin, E. Z., Eriksson, A. C., Nilsson, P. T., Frosch, M., Sporre, M. K., Wierzbicka, A., Svenningsson, B., Londahl, J., Messing, M. E., Sjogren, S., Hemmingsen, J. G., Loft, S., Pagels, J. H., and Swietlicki, E.: Effective Density and Mixing State of Aerosol Particles in a Near-Traffic Urban Environment, *Environ Sci Technol*, 48, 6300-6308, 10.1021/es5000353, 2014.
- 505 Schnaiter, M., Horvath, H., Mohler, O., Naumann, K. H., Saathoff, H., and Schock, O. W.: UV-VIS-NIR spectral optical properties of soot and soot-containing aerosols, *J Aerosol Sci*, 34, 1421-1444, 10.1016/S0021-8502(03)00361-6, 2003.
- Shiraiwa, M., Kondo, Y., Moteki, N., Takegawa, N., Sahu, L., Takami, A., Hatakeyama, S., Yonemura, S., and Blake, D.: Radiative impact of mixing state of black carbon aerosol in Asian outflow, *Journal of Geophysical Research: Atmospheres*, 113, 2008.
- 510 Shiraiwa, M., Kondo, Y., Iwamoto, T., and Kita, K.: Amplification of Light Absorption of Black Carbon by Organic Coating, *Aerosol Science and Technology*, 44, 46-54, 2010.
- Sun, Y. L., Wang, Z. F., Wild, O., Xu, W. Q., Chen, C., Fu, P. Q., Du, W., Zhou, L. B., Zhang, Q., Han, T. T., Wang, Q. Q., Pan, X. L., Zheng, H. T., Li, J., Guo, X. F., Liu, J. G., and Worsnop, D. R.: "APEC Blue": Secondary Aerosol Reductions from Emission Controls in Beijing, *Sci Rep-Uk*, 6, ARTN 20668, 10.1038/srep20668, 2016.
- 515 Tavakoli, F., and Olfert, J. S.: Determination of particle mass, effective density, mass-mobility exponent, and dynamic shape factor using an aerodynamic aerosol classifier and a differential mobility analyzer in tandem, *J Aerosol Sci*, 75, 35-42, 10.1016/j.jaerosci.2014.04.010, 2014.
- Taylor, J. W., Allan, J. D., Liu, D., Flynn, M., Weber, R., Zhang, X., Lefer, B. L., Grossberg, N., Flynn, J., and Coe, H.: Assessment of the sensitivity of core/shell parameters derived using the single-particle soot photometer to density and refractive index, *Atmos Meas Tech*, 8, 1701-1718, 10.5194/amt-8-1701-2015, 2015.
- Toon, O. B., Pollack, J. B., and Khare, B. N.: Optical-Constants of Several Atmospheric Aerosol Species - Ammonium-Sulfate, Aluminum-Oxide, and Sodium-Chloride, *J Geophys Res-Oc Atm*, 81, 5733-5748, DOI 10.1029/JC081i033p05733, 1976.
- 525 Turpin, B. J., and Lim, H. J.: Species contributions to PM_{2.5} mass concentrations: Revisiting common assumptions for estimating organic mass, *Aerosol Science and Technology*, 35, 602-610, Doi 10.1080/02786820119445, 2001.
- Wang, Q. Y., Huang, R. J., Cao, J. J., Han, Y. M., Wang, G. H., Li, G. H., Wang, Y. C., Dai, W. T., Zhang, R. J., and Zhou, Y. Q.: Mixing State of Black Carbon Aerosol in a Heavily Polluted Urban Area of China: Implications for Light Absorption

- 530 Enhancement, *Aerosol Science and Technology*, 48, 689-697, 10.1080/02786826.2014.917758, 2014.
Wang, Q. Y., Huang, R. J., Zhao, Z. Z., Cao, J. J., Ni, H. Y., Tie, X. X., Zhao, S. Y., Su, X. L., Han, Y. M., Shen, Z. X., Wang, Y. C., Zhang, N. N., Zhou, Y. Q., and Corbin, J. C.: Physicochemical characteristics of black carbon aerosol and its radiative impact in a polluted urban area of China, *J. Geophys. Res.-Atmos.*, 121, 12505-12519, 10.1002/2016jd024748, 2016.
Wang, Y. Y., Liu, F. S., He, C. L., Bi, L., Cheng, T. H., Wang, Z. L., Zhang, H., Zhang, X. Y., Shi, Z. B., and Li, W. J.: Fractal Dimensions and Mixing Structures of Soot Particles during Atmospheric Processing, *Environ Sci Tech Let*, 4, 487-493, 10.1021/acs.estlett.7b00418, 2017.
- 535 Wu, Y., Cheng, T. H., Liu, D. T., Allan, J. D., Zheng, L. J., and Chen, H.: Light Absorption Enhancement of Black Carbon Aerosol Constrained by Particle Morphology, *Environ Sci Technol*, 52, 6912-6919, 10.1021/acs.est.8b00636, 2018.
Wu, Y. F., Zhang, R. J., Tian, P., Tao, J., Hsu, S. C., Yan, P., Wang, Q. Y., Cao, J. J., Zhang, X. L., and Xia, X. G.: Effect of ambient humidity on the light absorption amplification of black carbon in Beijing during January 2013, *Atmos Environ*, 124, 217-223, 10.1016/j.atmosenv.2015.04.041, 2016.
- 540 Wu, Y. F., Wang, X. J., Tao, J., Huang, R. J., Tian, P., Cao, J. J., Zhang, L. M., Ho, K. F., Han, Z. W., and Zhang, R. J.: Size distribution and source of black carbon aerosol in urban Beijing during winter haze episodes, *Atmospheric Chemistry and Physics*, 17, 7965-7975, 10.5194/acp-17-7965-2017, 2017.
- 545 Xue, H. X., Khalizov, A. F., Wang, L., Zheng, J., and Zhang, R. Y.: Effects of Coating of Dicarboxylic Acids on the Mass-Mobility Relationship of Soot Particles, *Environ Sci Technol*, 43, 2787-2792, 10.1021/es803287v, 2009.
Zhang, R. Y., Khalizov, A. F., Pagels, J., Zhang, D., Xue, H. X., and McMurry, P. H.: Variability in morphology, hygroscopicity, and optical properties of soot aerosols during atmospheric processing, *P Natl Acad Sci USA*, 105, 10291-10296, 10.1073/pnas.0804860105, 2008.
- 550 Zhang, Y. X., Zhang, Q., Cheng, Y. F., Su, H., Kecorius, S., Wang, Z. B., Wu, Z. J., Hu, M., Zhu, T., Wiedensohler, A., and He, K. B.: Measuring the morphology and density of internally mixed black carbon with SP2 and VTDMA: new insight into the absorption enhancement of black carbon in the atmosphere, *Atmos Meas Tech*, 9, 1833-1843, 10.5194/amt-9-1833-2016, 2016.
Zhang, Y. X., Su, H., Ma, N., Li, G., Kecorius, S., Wang, Z. B., Hu, M., Zhu, T., He, K. B., Wiedensohler, A., Zhang, Q., and Cheng, Y. F.: Sizing of Ambient Particles From a Single-Particle Soot Photometer Measurement to Retrieve Mixing State of
555 Black Carbon at a Regional Site of the North China Plain, *J. Geophys. Res.-Atmos.*, 123, 12778-12795, 10.1029/2018jd028810, 2018.

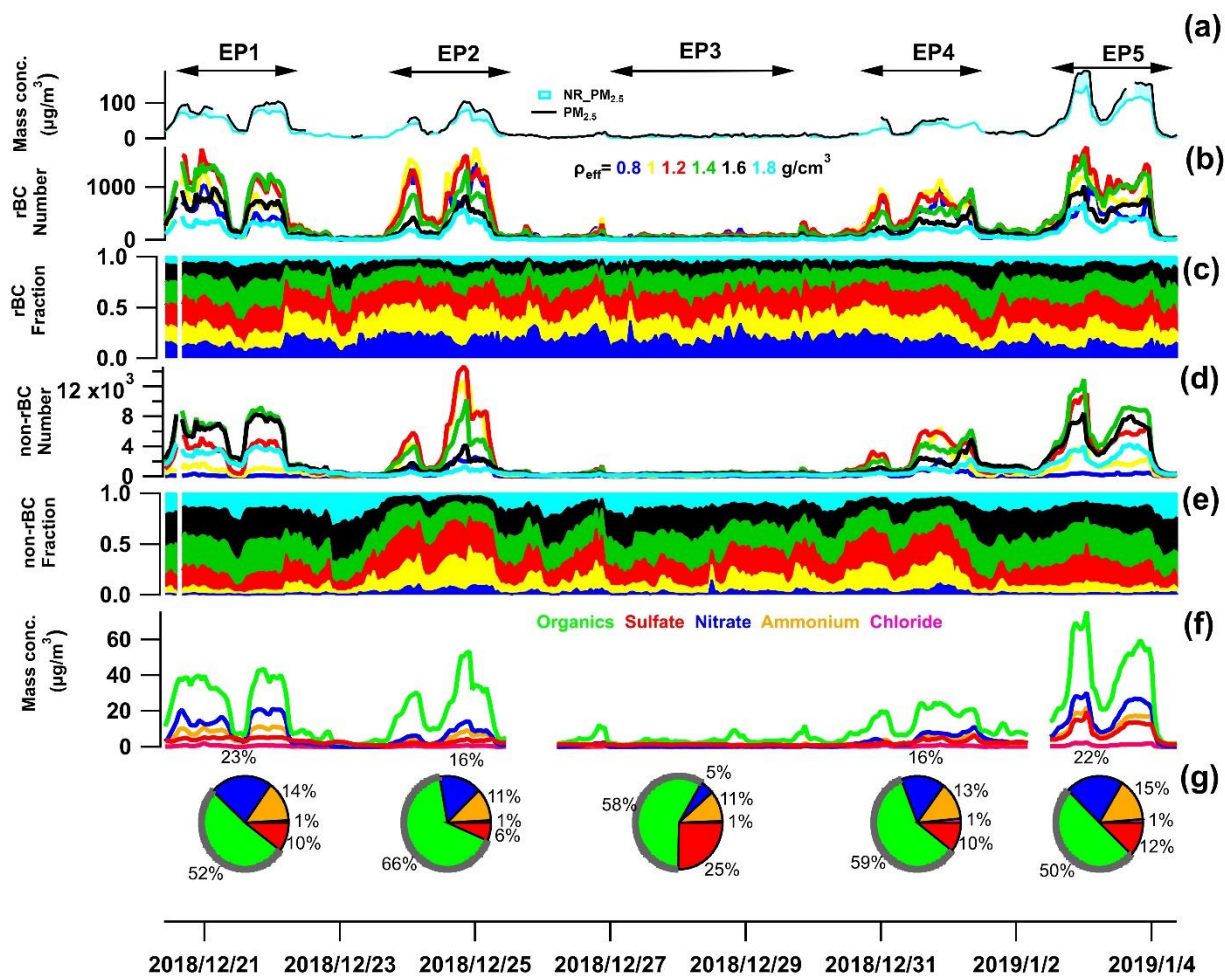
Table 1. Abbreviations and symbols used in this paper

Abbreviation/symbols	Full name/explanation
$\rho_{\text{non-rBC}}$ & $\rho_{\text{non-rBC}}$	Effective density of non-rBC particles (rBC-containing particles)
$\rho_{\text{non-rBC,bulk}}$ & $\rho_{\text{rBC,bulk}}$	Effective density of bulk non-rBC particles (rBC-containing particles) using the weighted average method. $\rho_{\text{non-rBC,bulk}}$ is different from $\rho_{\text{non-rBC}}$, since the number distribution of non-rBC particles with different $\rho_{\text{non-rBC}}$ values is considered to reflect the effective density of bulk non-rBC.
SP2	Single particle soot photometer (DMT Technologies)
DMA	Differential mobility analyzer (TSI Inc.)
CPMA	Couette centrifugal particle mass analyzer (Cambustion, Ltd.)
CPC	Condensation particle counter (TSI Inc.)
rBC	Refractory black carbon determined by the SP2 through the laser-induced incandescence method
D_{mob}	Mobility diameter selected by the DMA
D_{opt}	Optical diameter derived from the SP2 scattering signal
χ	Dynamic shape factor of particles representing the particle regularity
R_{void}	Void volume ratio in a particle representing the particle compactness
M_{R}	The mass ratio of coatings to the rBC core representing the coating thickness
S/C ratio	The ratio of the diameter of rBC-containing particles to the diameter of the rBC core representing the coating thickness
σ_{SC}	Scattering cross-section of rBC-containing particles
MAC	Mass absorption cross-section of rBC-containing particles

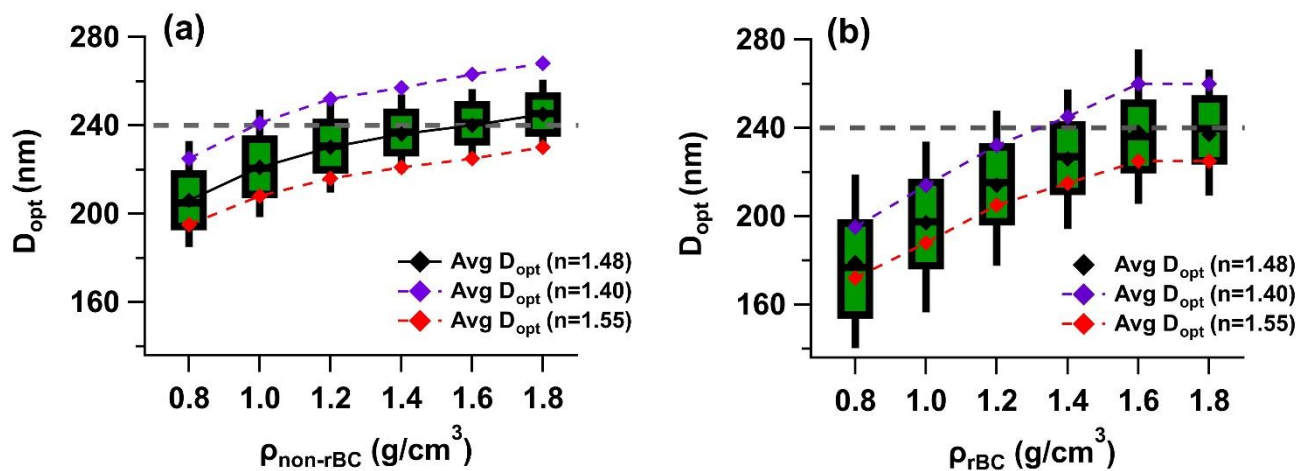
Table 2. Brief summary of the effective density and dynamic shape factor of rBC-containing particles

Particle type	Shape factor*	Effective density* (g/cm ³)	Description	Reference
ambient	-	1.42 (0.39)	The ρ_{eff} distribution exhibits a bimodal pattern. The left peak is contributed by fresh soot with a ρ_{eff} of 0.39 g/cm ³ .	(Rissler et al., 2014)
ambient	-	1.50 (0.8)	Similar bimodal ρ_{eff} distribution.	(Qiao et al., 2018)
non-rBC (dioctyl sebacate)	1.03	0.931	The shape factor is nearly 1 for non-rBC particles.	(Tavakoli and Olfert, 2014)
rBC-containing particles	2.10	1.00	rBC-containing particles from a diesel truck.	(Han et al., 2019)
	4	0.18	rBC-containing particles generated from a propane flame.	(Xue et al., 2009)
	1.80	0.70	Propane flame rBC-containing particles coated with glutaric acid.	
	1.87	0.50	rBC-containing particles generated from a methane flame.	(Tavakoli and Olfert, 2014)
	1.03 - 2.79	1.36 - 0.25	Diesel exhaust rBC-containing particles with different combustion temperatures; the rBC-containing particles were more compact from the lower temperature combustion condition.	(Qiu et al., 2014)
1 - 2.8	1.4 - 0.25	Laboratory-generated rBC-containing particles with different aging times; the rBC-containing particles were more compact when undergoing a long aging process.	(Peng et al., 2016)	

*The effective density and shape factor counted in this table is for rBC-containing particles with a $D_{\text{mob}}=240\pm 20$ nm.



570 Figure 1. Time series of (a) the $PM_{2.5}$ mass concentration, (b) number counts of rBC-containing particles with different effective densities, (c) number fractions of rBC-containing particles with different effective densities, (d) number counts of non-rBC particles with different effective densities, (e) number fractions of non-rBC particles with different effective densities, (f) mass concentrations of aerosol species, including organics, sulfate, nitrate, ammonium, and chloride, in NR- $PM_{2.5}$ and (g) mass fractions of aerosol species in NR- $PM_{2.5}$ during the five episodes denoted at the top of the graph.



575 Figure 2. The optical diameters of particles with different effective densities. (a) Non-rBC particles and (b) BC-containing particles. (The black lines in the middle signify the medians; the black markers in the middle denote the means; the upper and lower bounds of the box denote the 75th and 25th percentiles, respectively; and the upper and lower whiskers denote the 90th and 10th percentiles, respectively.) The blue and red dashed lines denote the average optical diameters from different assumptions of the refractive index. The grey dashed line denotes the mobility diameter ($D_{mob} = 240$ nm) selected by DMA.

580

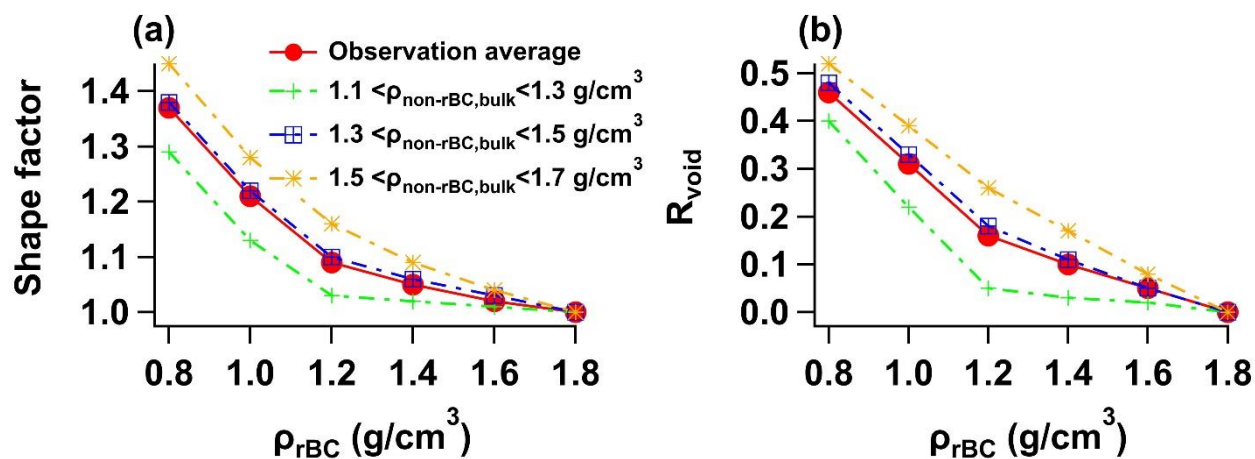
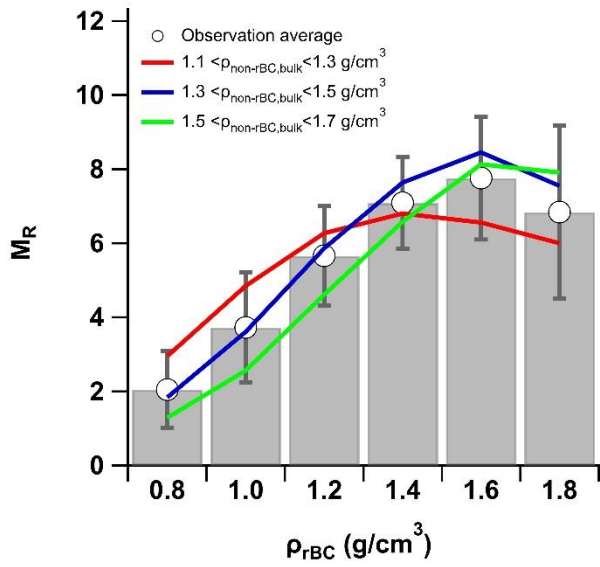
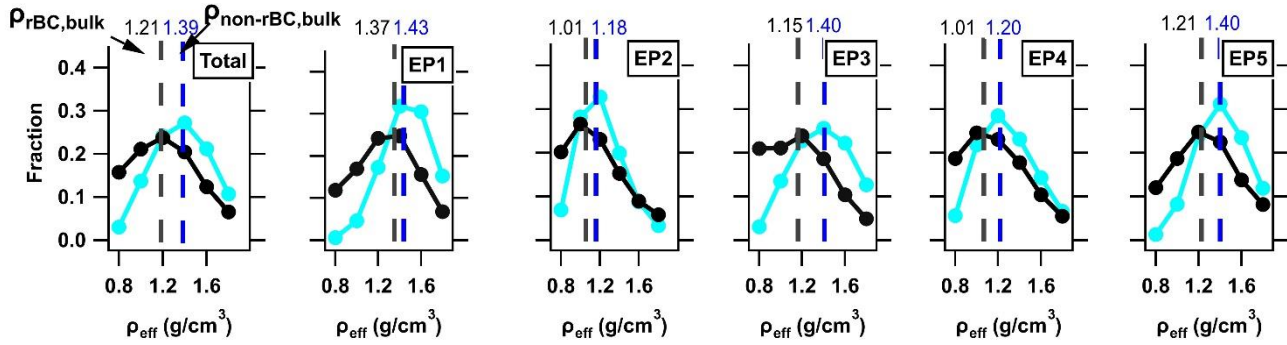


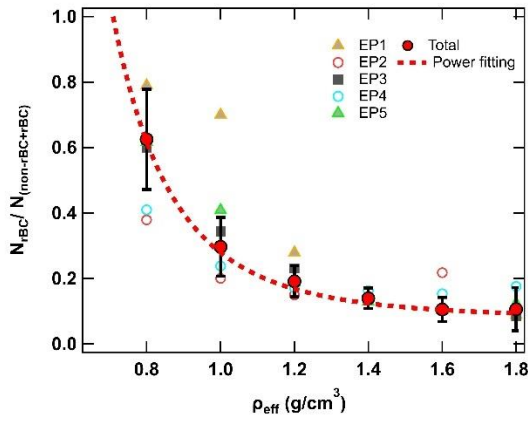
Figure 3. The shape factor and void fraction of BC-containing particles under different effective densities.



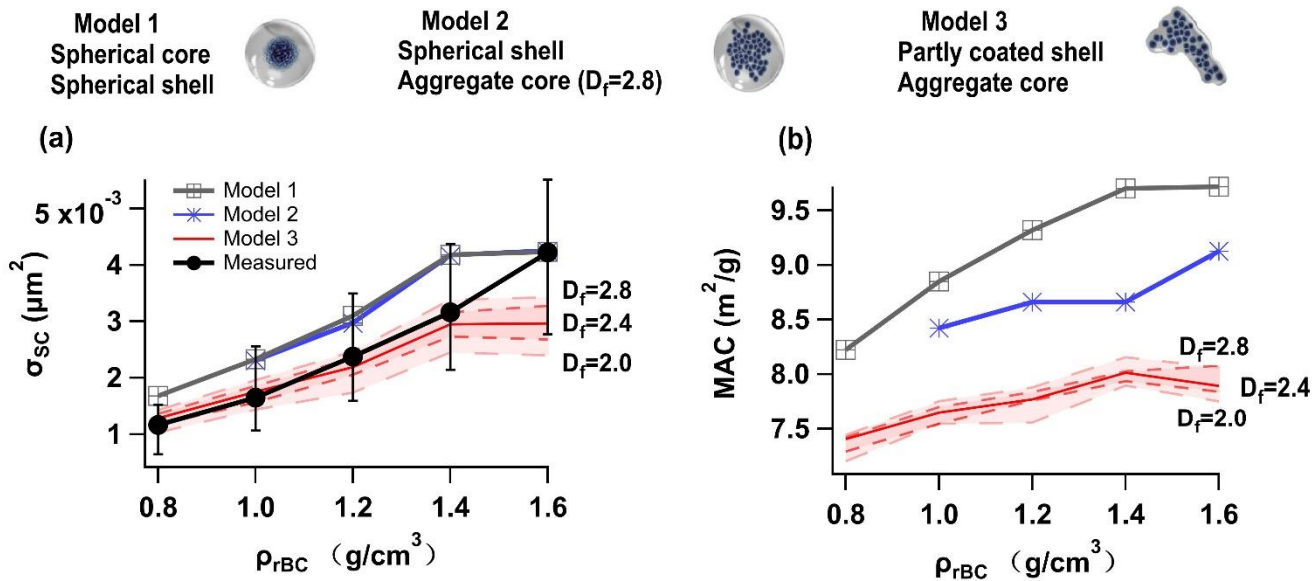
585 Figure 4. Variation of mass ratio (M_R) of coatings to rBC as a function of ρ_{rBC} .



590 Figure 5. Number distributions of rBC-containing particles (black lines) and non-rBC particles (blue lines) with different effective densities during different episodes. The black dashed line denotes the effective density of bulk rBC-containing particles, and the blue dashed line denotes the effective density of bulk non-rBC particles.



595 Figure 6. Number fractions of rBC-containing particles in the total particles (rBC-containing and non-rBC particles) under different effective densities.



600 Figure 7. (a) The scattering cross-section of BC-containing particles at the 1064 nm wavelength predicted by different models and measured by the SP2 under different effective densities. (b) The mass absorption cross-section at the 532 nm wavelength predicted by different models under different effective densities. Model 3 was used with various assumptions of the core fractal dimension ($D_f=2.0, 2.2, 2.4, 2.6,$ and 2.8) as denoted in the graph.