

Supplement of

Trends and trend reversal detection in two decades of tropospheric NO₂ satellite observations

Aristeidis K. Georgoulias et al.

Correspondence to: Aristeidis K. Georgoulias (ageor@auth.gr)

Spatial resolution correction factor (CF1)

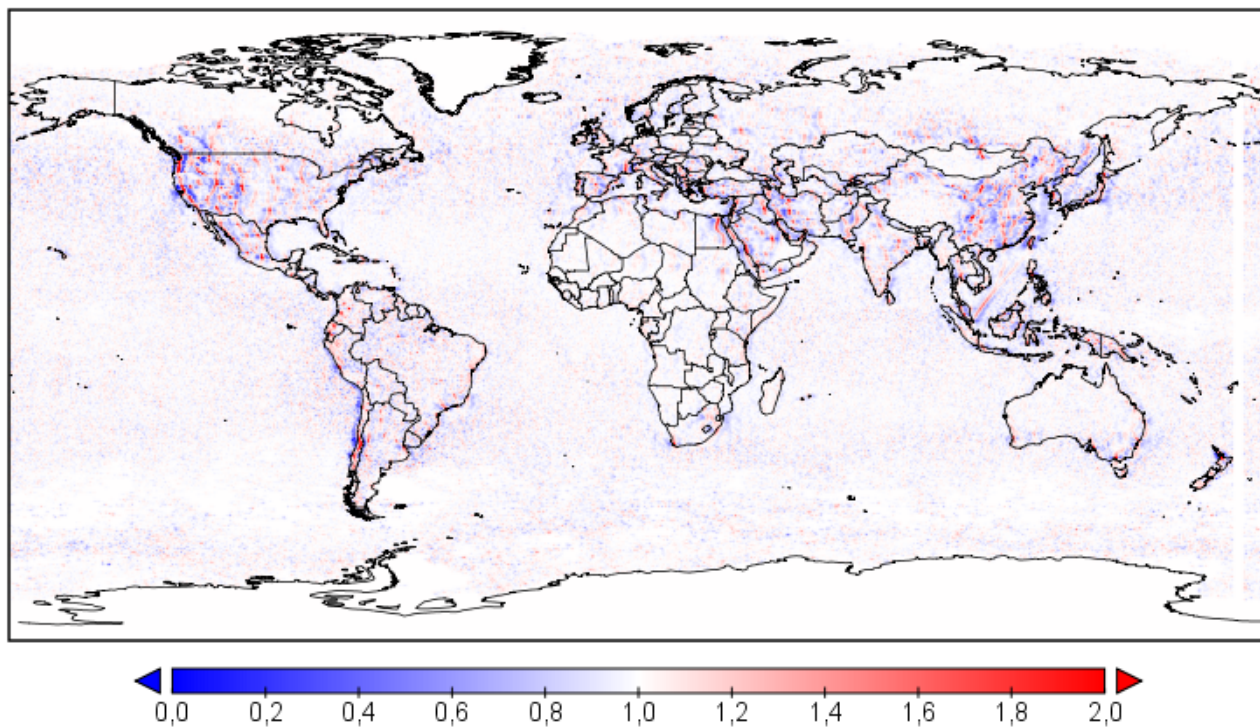


Figure S1: Map with the annual mean spatial resolution correction factors (CF1). A value of 1 was used in cases where the mean tropospheric NO₂ VCD was lower than SCIAMACHY's precision (0.1×10^{15} molecules cm⁻²).

Spatial resolution correction factor (CF1)

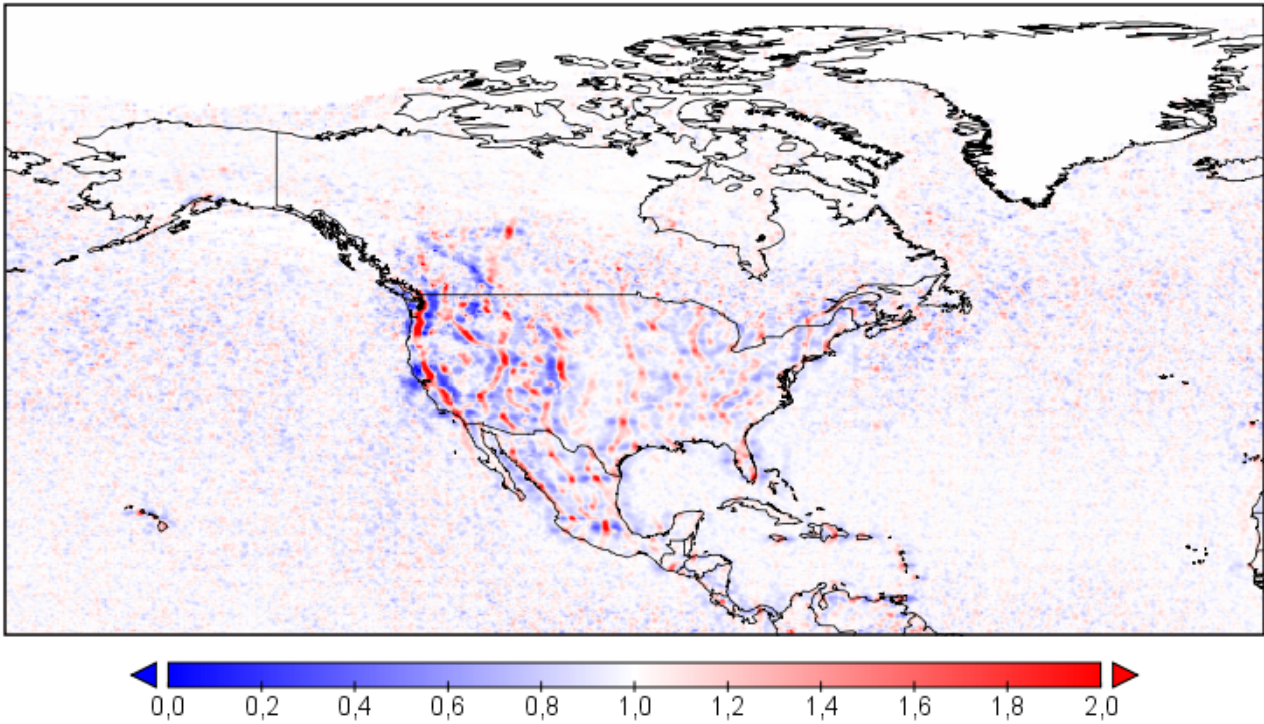


Figure S2: The same as Fig. S1 but for North America.

Spatial resolution correction factor (CF1)

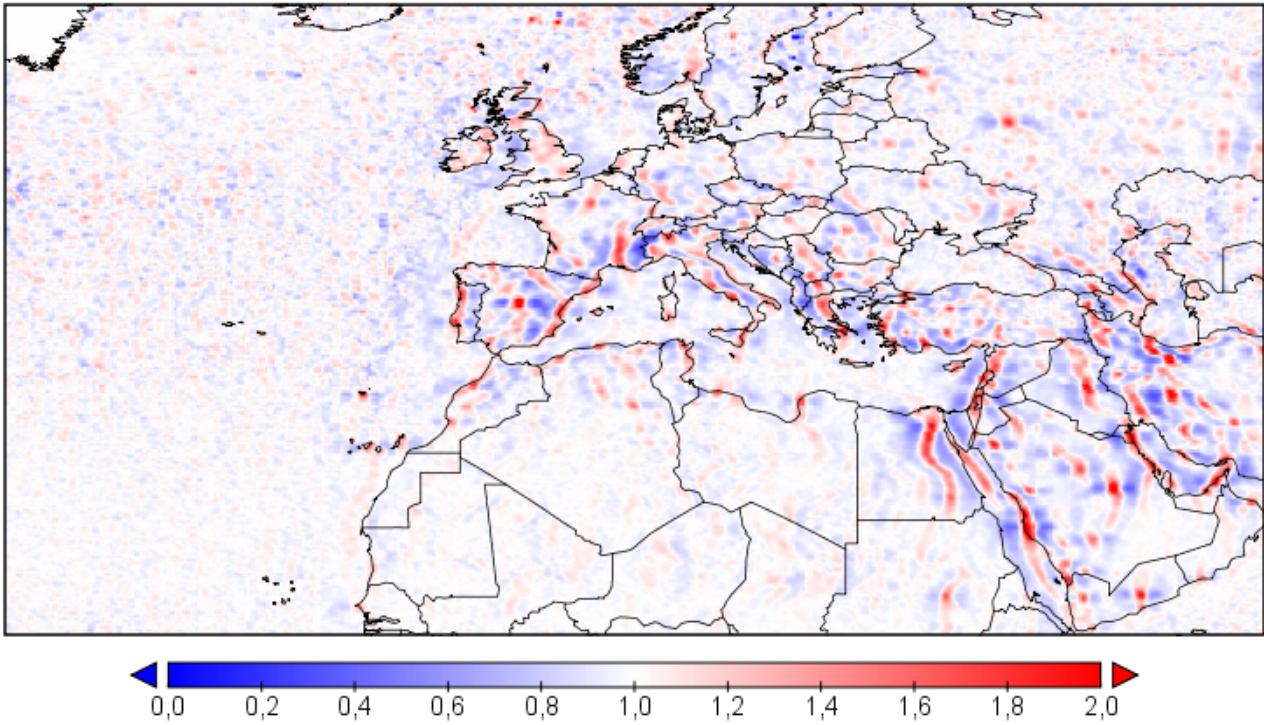


Figure S3: The same as Fig. S1 but for Europe.

Spatial resolution correction factor (CF1)

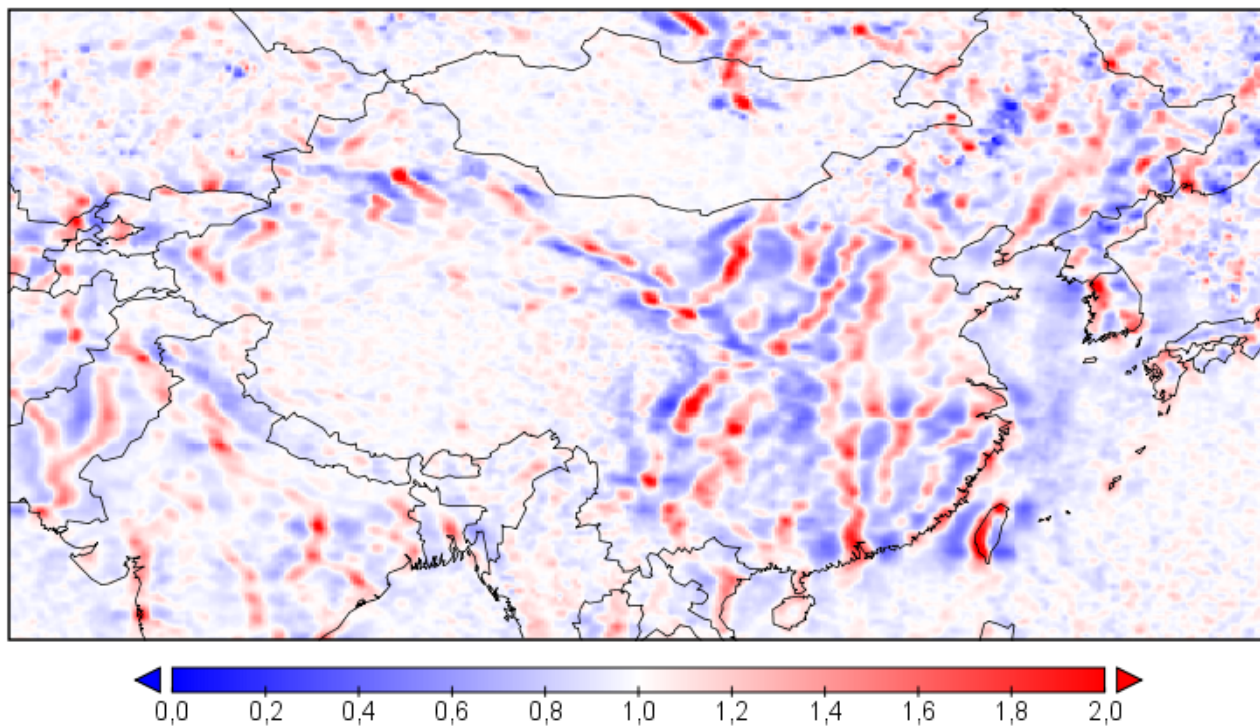


Figure S4: The same as Fig. S1 but for China.

Shift correction factor (CF2)

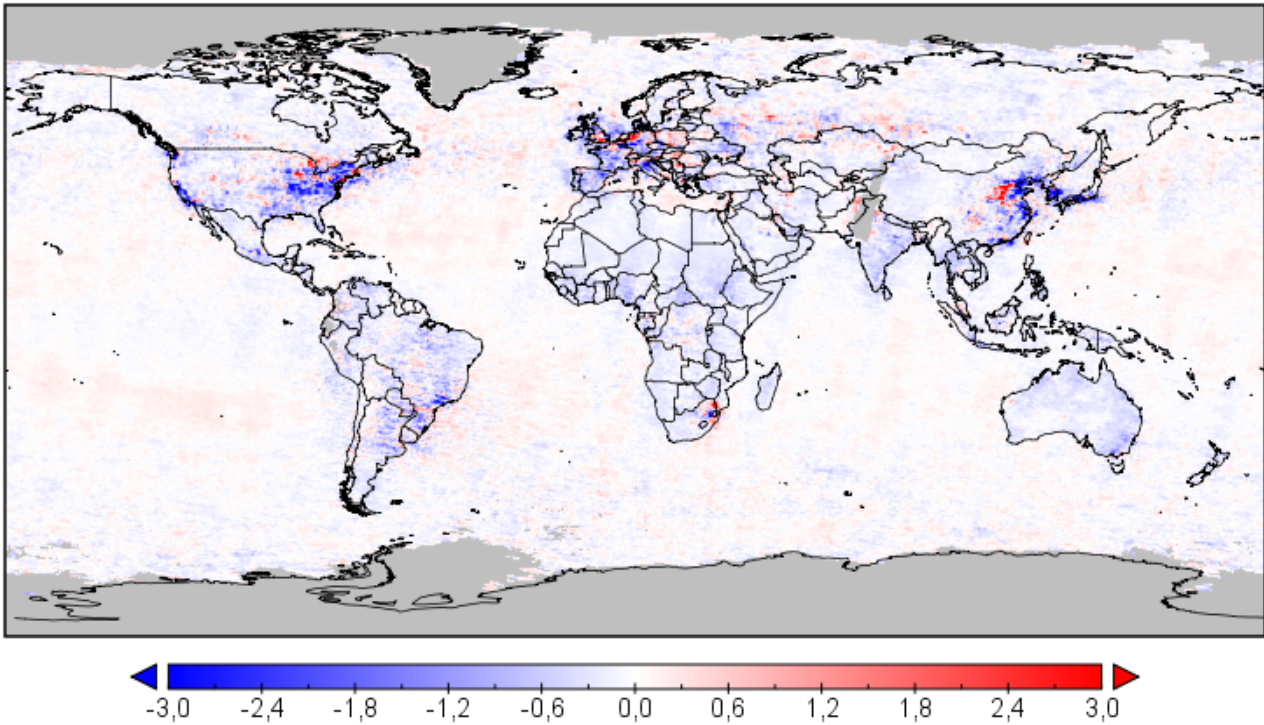


Figure S5: Map with the shift correction factors (CF2). Grey color is used for regions where the application of the shift correction was not possible due to lack of measurements during the common GOME-SCIAMACHY period.

Shift correction factor (CF2)

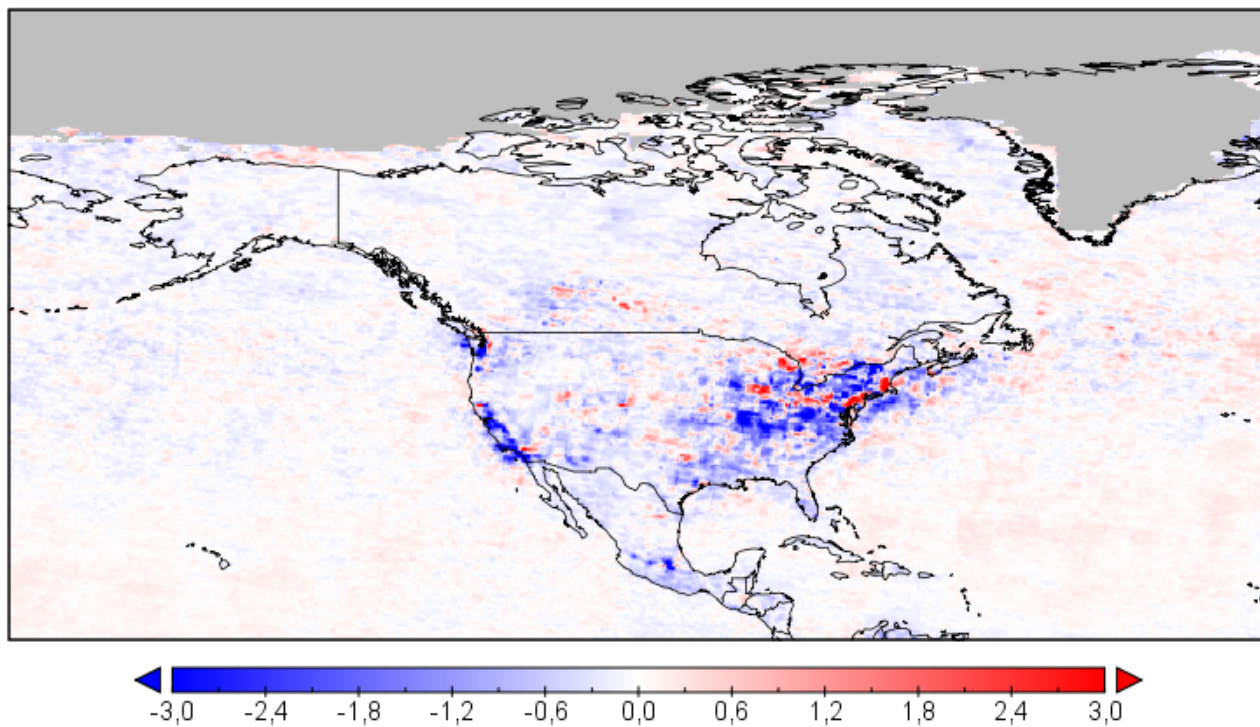


Figure S6: The same as Fig. S5 but for North America.

Shift correction factor (CF2)

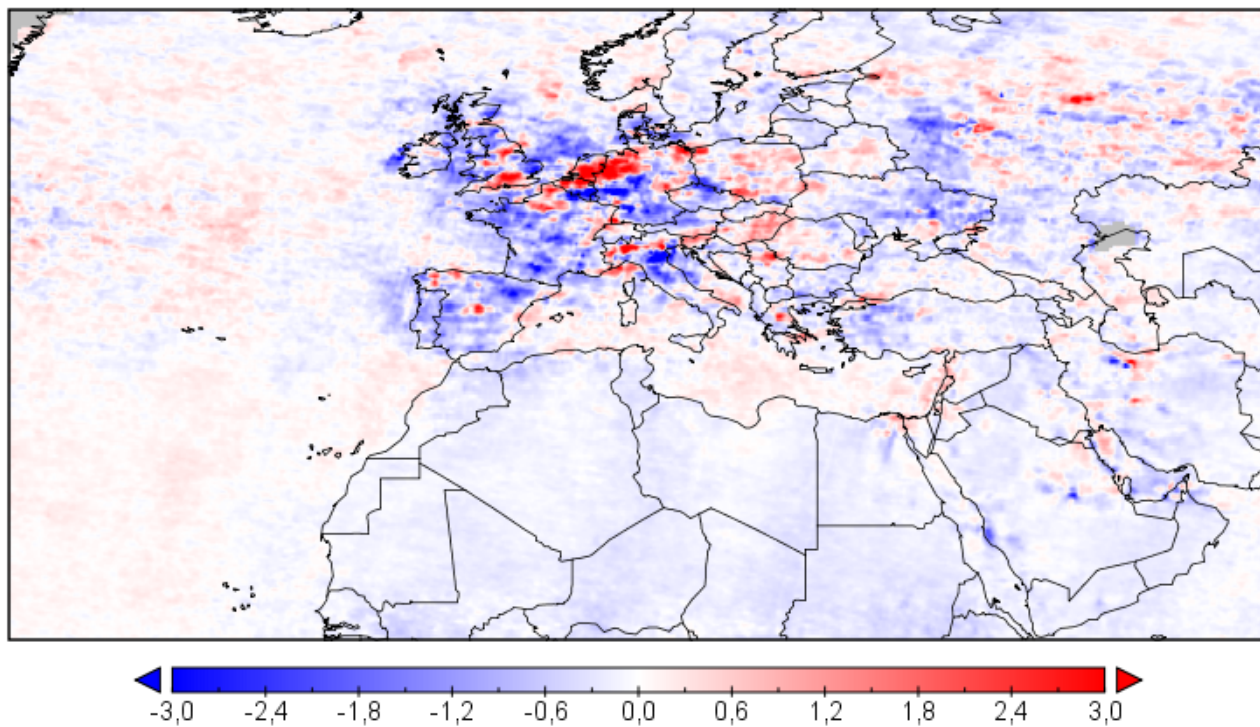


Figure S7: The same as Fig. S5 but for Europe.

Shift correction factor (CF2)

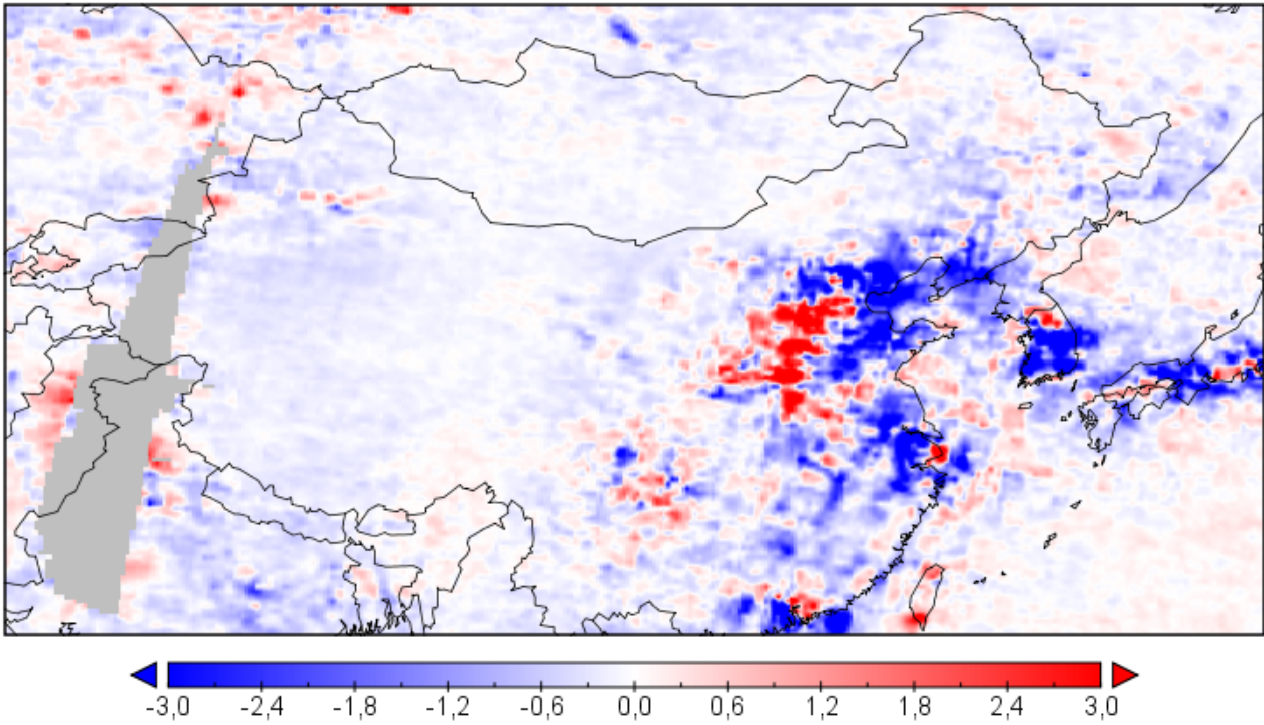


Figure S8: The same as Fig. S5 but for China.

Seasonal amplitude correction factor (CF3)

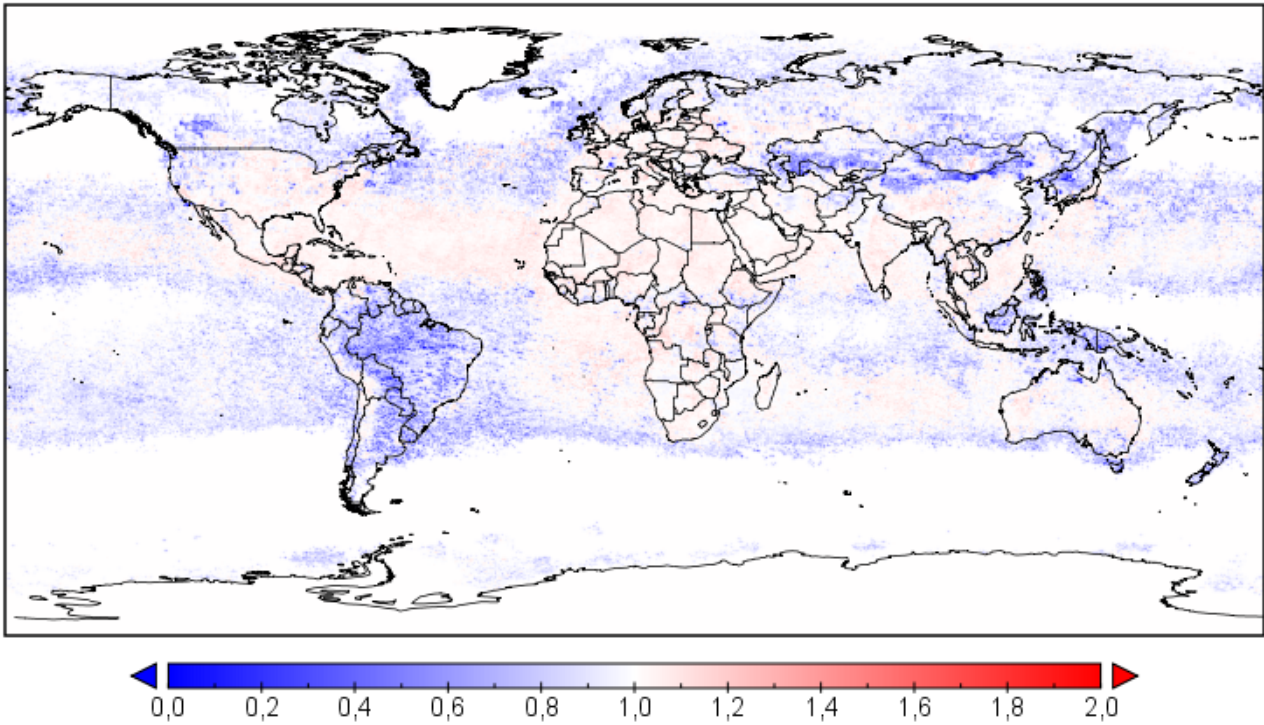


Figure S9: Map with the annual mean seasonal amplitude correction factors (CF3).

Seasonal amplitude correction factor (CF3)

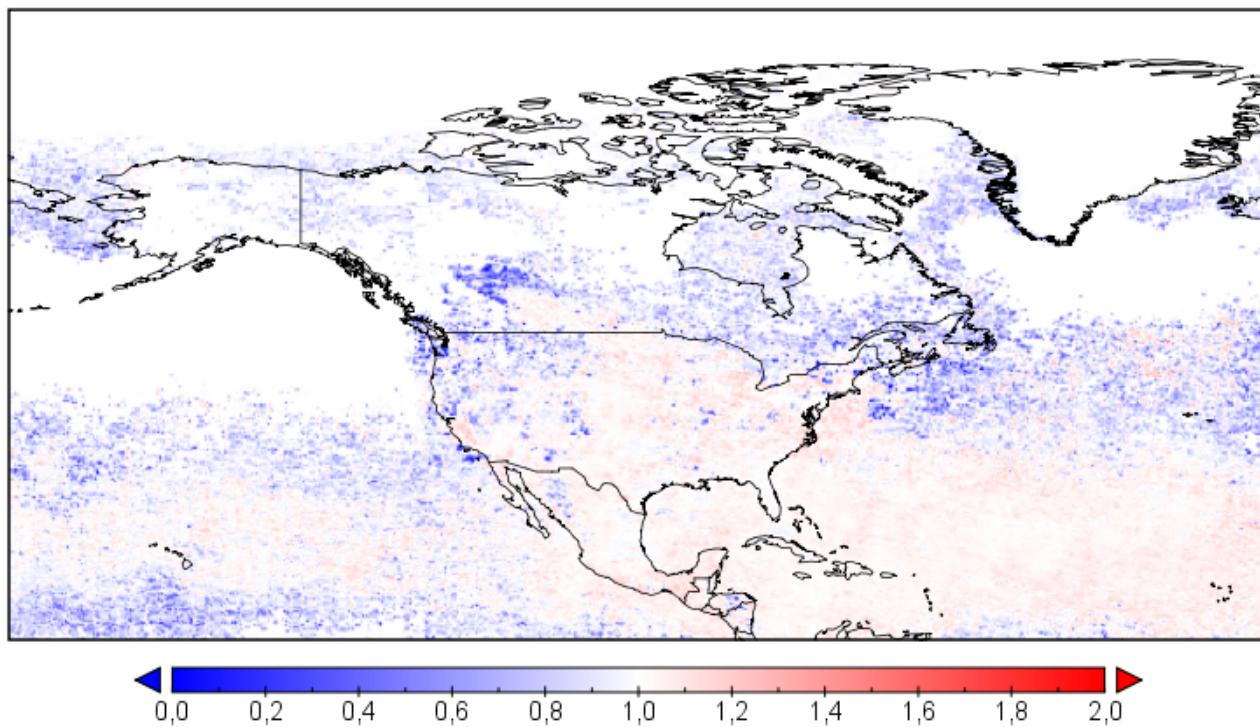


Figure S10: The same as Fig. S9 but for North America.

Seasonal amplitude correction factor (CF3)

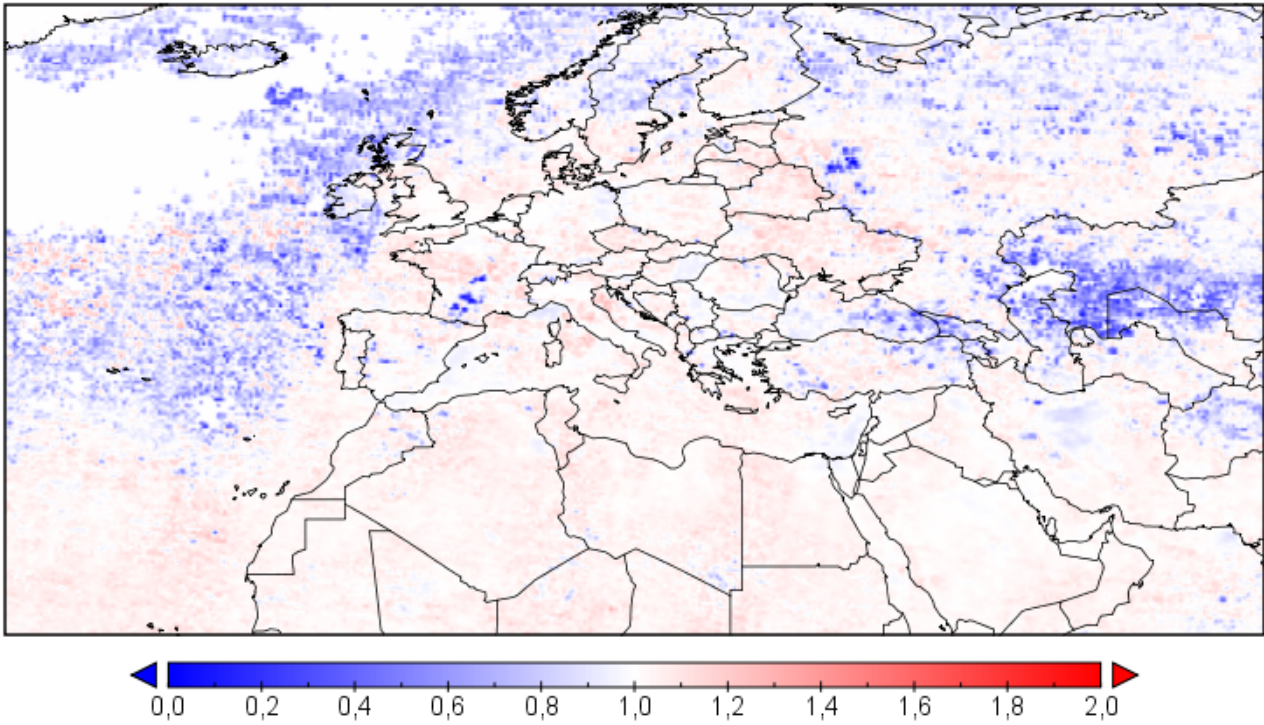


Figure S11: The same as Fig. S9 but for Europe.

Seasonal amplitude correction factor (CF3)

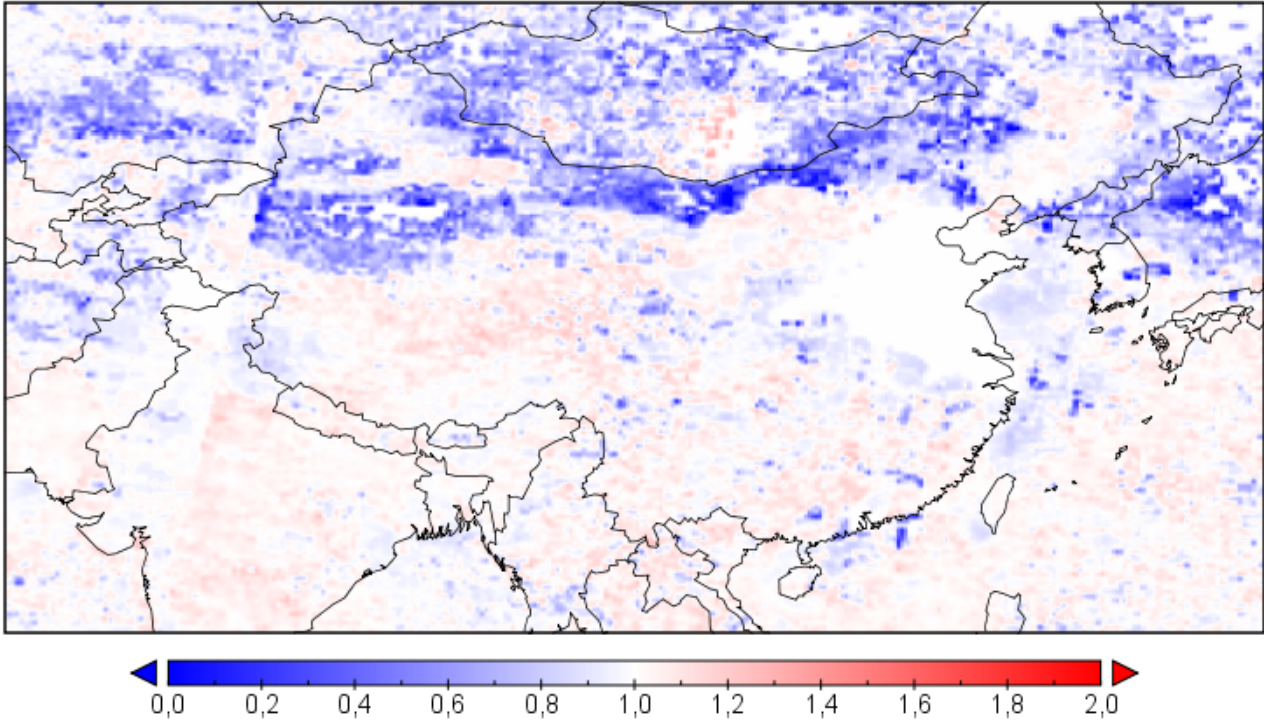


Figure S12: The same as Fig. S9 but for China.

Table S1: Absolute trends (in 10^{15} molecules $\text{cm}^{-2} \text{yr}^{-1}$) and trends relative to the fitted mean of the first year (in $\% \text{yr}^{-1}$) with the corresponding uncertainties ($\pm 1\sigma$) for the period 4/1996-9/2017 for all the world countries. The year when a trend reversal was detected and the absolute and relative trend for the sub-period before and the sub-period after the detected trend reversal are also given. The year of reversal is included in both sub-periods while the relative trends are calculated relative to the fitted mean of each sub-period's first year. Bold characters are used to indicate the year of reversal and the statistically significant trends at the 95% confidence level.

Country	Whole period		Reversal	Before the reversal		After the reversal	
	Abs. trend	Rel. trend		Abs. trend	Rel. trend	Abs. trend	Rel. trend
Afghanistan	0.0029±0.0018	0.6114±0.3768	2011	0.0102±0.0024	2.3918±0.5525	-0.0338±0.0089	-5.3566±1.4061
Albania	0.0209±0.0055	2.7604±0.7302	2012	0.0448±0.0073	7.3462±1.2018	-0.0672±0.0267	-5.4265±2.1563
Algeria	0.0017±0.0015	0.3706±0.3100	2012	0.0045±0.0022	1.0024±0.4884	-0.0233±0.0066	-4.0611±1.1504
American Samoa	-0.0152±0.0016	-4.7622±0.4991	-	-	-	-	-
Andorra	0.0038±0.0051	0.6671±0.8951	-	-	-	-	-
Angola	-0.0049±0.0019	-0.4141±0.1591	2002	-0.0290±0.0127	-2.2477±0.9822	0.0020±0.0023	0.1877±0.2147
Anguilla	-0.0091±0.0019	-1.8623±0.3972	-	-	-	-	-
Antigua and Barbuda	-0.0108±0.0018	-1.7836±0.3033	-	-	-	-	-
Argentina	0.0104±0.0032	1.7992±0.5478	2000	-0.0775±0.0159	-8.7719±1.8040	0.0234±0.0027	5.0152±0.5857
Armenia	0.0250±0.0035	4.3776±0.6215	2002	-0.0290±0.0117	-3.8537±1.5580	0.0304±0.0061	4.5818±0.9141
Aruba	-0.0099±0.0035	-1.0939±0.3844	-	-	-	-	-
Australia	-0.0018±0.0021	-0.2923±0.3375	2012	0.0036±0.0027	0.6205±0.4608	-0.0477±0.0148	-6.7697±2.1079
Austria	-0.0149±0.0091	-0.5384±0.3285	-	-	-	-	-
Azerbaijan	0.0185±0.0032	1.7365±0.2989	-	-	-	-	-
Bahamas	-0.0029±0.0024	-0.3481±0.2930	-	-	-	-	-
Bahrain	0.1048±0.0160	1.6557±0.2534	-	-	-	-	-
Bangladesh	0.0484±0.0043	3.0877±0.2710	-	-	-	-	-
Barbados	-0.0044±0.0019	-0.8481±0.3751	-	-	-	-	-
Belarus	-0.0017±0.0060	-0.0957±0.3411	-	-	-	-	-
Belgium	-0.2494±0.0260	-1.9862±0.2070	-	-	-	-	-
Belize	-0.0038±0.0029	-0.5684±0.4333	-	-	-	-	-
Benin	-0.0003±0.0040	-0.0272±0.3184	-	-	-	-	-
Bermuda	-0.0228±0.0034	-2.4517±0.3647	2002	0.0066±0.0213	0.7575±2.4317	-0.0200±0.0052	-2.5897±0.6755
Bhutan	-0.0120±0.0022	-1.3679±0.2494	-	-	-	-	-
Bolivia	0.0009±0.0039	0.1330±0.5810	-	-	-	-	-
Bosnia-Herzegovina	0.0042±0.0059	0.2819±0.3969	-	-	-	-	-
Botswana	-0.0142±0.0037	-0.9717±0.2534	-	-	-	-	-
Brazil	0.0094±0.0024	1.4344±0.3684	2000	-0.0164±0.0219	-2.1790±2.9159	0.0147±0.0031	2.3642±0.4951
British Virgin Islands	-0.0149±0.002	-2.3040±0.3108	-	-	-	-	-
Brunei Darussalam	0.0046±0.0050	0.7567±0.8115	-	-	-	-	-
Bulgaria	0.0220±0.0058	1.3198±0.3489	2007	0.0576±0.0142	3.8716±0.9559	-0.0211±0.0139	-0.9824±0.6472
Burkina Faso	-0.0032±0.0028	-0.3087±0.2729	-	-	-	-	-
Burundi	0.0012±0.0040	0.1153±0.3651	2003	0.0270±0.0237	2.7809±2.4419	-0.012±0.0050	-1.0016±0.4169
Cambodia	0.0203±0.0042	2.6936±0.5543	2001	-0.0483±0.0242	-5.2500±2.6257	0.0255±0.0060	3.1563±0.7381
Cameroon	-0.0039±0.0033	-0.2747±0.2341	2009	0.0078±0.0063	0.5757±0.4651	-0.0272±0.0107	-1.8324±0.7201
Canada	-0.0054±0.0015	-1.2625±0.3547	2005	0.0120±0.0036	3.4985±1.0472	-0.0175±0.0029	-3.69±0.6161
Cape Verde	-0.0046±0.0021	-1.1166±0.4999	2012	0.0037±0.0028	1.0087±0.7792	-0.0456±0.0079	-10.6582±1.8546
Cayman Islands	-0.0091±0.0022	-1.2414±0.3039	-	-	-	-	-
Central African Republic	-0.0005±0.0046	-0.0343±0.3148	2009	0.0207±0.0081	1.5706±0.6150	-0.0447±0.0118	-2.7184±0.7187
Chad	-0.0062±0.0022	-0.7262±0.2563	-	-	-	-	-
Chile	0.0093±0.0024	2.4781±0.6342	2000	-0.0469±0.0246	-8.3516±4.3721	0.0178±0.0022	5.6681±0.6909
China	0.1191±0.0196	7.5499±1.2398	2011	0.1939±0.0196	17.6742±1.7839	-0.2872±0.0480	-6.2108±1.0379

Colombia	0.0073±0.0024	1.1163±0.3690	-	-	-	-	-
Commonwealth of Dominica	-0.0121±0.0016	-2.5697±0.3474	-	-	-	-	-
Comoros	-0.0010±0.0015	-0.3054±0.4627	-	-	-	-	-
Congo	0.0080±0.0027	0.6284±0.2151	-	-	-	-	-
Congo Democratic Republic	-0.0056±0.0024	-0.3605±0.1565	2009	0.0019±0.0043	0.1245±0.2862	-0.0263±0.0089	-1.6575±0.5613
Cook Islands	-0.0089±0.0011	-3.3181±0.3921	-	-	-	-	-
Costa Rica	-0.0020±0.0026	-0.3007±0.3880	2002	-0.0494±0.0209	-5.9015±2.4891	0.0061±0.0025	1.0466±0.4383
Croatia	-0.0494±0.0080	-1.6316±0.2634	-	-	-	-	-
Cuba	-0.0027±0.0023	-0.3068±0.2671	-	-	-	-	-
Cyprus	0.0052±0.0050	0.3552±0.3362	2012	0.0137±0.0071	0.9659±0.5015	-0.0947±0.0222	-5.1421±1.2077
Czech Republic	-0.0377±0.0171	-0.8947±0.4055	2010	0.0109±0.0340	0.2764±0.8620	-0.1432±0.0434	-3.5321±1.0702
Denmark	-0.0449±0.0108	-1.2981±0.3135	-	-	-	-	-
Djibouti	-0.0032±0.0017	-0.4467±0.2427	2002	-0.0510±0.0094	-5.8558±1.0823	0.0035±0.0021	0.5575±0.3414
Dominican Republic	-0.0029±0.0032	-0.2586±0.2889	-	-	-	-	-
East Timor	-0.0037±0.0032	-0.9943±0.8493	2006	0.0151±0.0093	5.4103±3.3292	-0.0252±0.0062	-5.2562±1.2851
Ecuador	0.0294±0.0024	7.4325±0.6026	2001	-0.0246±0.0185	-4.6569±3.5030	0.0327±0.0037	6.5174±0.7347
Egypt	0.0017±0.0025	0.1842±0.2703	2003	-0.0284±0.0125	-2.7923±1.2302	0.006±0.0034	0.6797±0.3837
El Salvador	0.0200±0.0049	1.7220±0.4242	2012	0.0251±0.0067	2.2340±0.5990	-0.0494±0.0329	-2.952±1.9641
Equatorial Guinea	0.0088±0.0044	0.9342±0.4636	2010	0.0252±0.0086	2.9906±1.0231	-0.0202±0.0110	-1.7862±0.9737
Eritrea	-0.0073±0.0025	-1.0382±0.3608	-	-	-	-	-
Estonia	-0.0048±0.0054	-0.3919±0.4353	-	-	-	-	-
Ethiopia	-0.0047±0.002	-0.5892±0.2548	-	-	-	-	-
Falkland Islands	-0.0033±0.0019	-69.3594±39.6276	-	-	-	-	-
Federated State of Micronesia	-0.0001±0.0023	-0.2939±4.9102	2011	0.0109±0.0029	45.4599±12.3399	-0.0407±0.0104	-26.455±6.7765
Fiji	0.0001±0.0013	0.0509±0.8109	-	-	-	-	-
France	-0.0555±0.0107	-1.4957±0.2879	-	-	-	-	-
French Guiana	-0.0033±0.0016	-1.8853±0.8973	2012	0.0032±0.0020	2.3543±1.4845	-0.0409±0.0106	-19.466±5.0652
French Polynesia	-0.0083±0.0010	-3.5699±0.4529	-	-	-	-	-
FYROM	0.0506±0.0087	4.7737±0.8199	2011	0.0921±0.0127	11.2700±1.5584	-0.0382±0.0284	-1.9504±1.4509
Gabon	0.0076±0.0025	0.7616±0.2480	2010	0.0168±0.0047	1.7778±0.4998	-0.0132±0.0066	-1.1266±0.5611
Gambia	-0.0056±0.0030	-0.5191±0.2751	-	-	-	-	-
Georgia	0.0185±0.0030	3.3733±0.5425	2002	-0.0303±0.0167	-4.3192±2.3737	0.0231±0.0047	3.7750±0.7683
Germany	-0.1115±0.0145	-1.5775±0.2050	-	-	-	-	-
Ghana	-0.0130±0.0036	-0.9709±0.2703	-	-	-	-	-
Greece	-0.0115±0.0050	-0.5762±0.2488	2012	0.0096±0.0065	0.5160±0.3497	-0.0804±0.02	-4.2204±1.0521
Grenada	-0.0136±0.0027	-2.1570±0.4320	-	-	-	-	-
Guadeloupe	-0.0167±0.0016	-2.5393±0.2428	-	-	-	-	-
Guam	-0.0026±0.0027	-0.6095±0.6203	-	-	-	-	-
Guatemala	-0.0084±0.0030	-0.7180±0.2533	2006	-0.0305±0.0091	-2.4037±0.7162	0.0059±0.0049	0.5876±0.4919
Guernsey	-0.0640±0.0212	-1.9431±0.6456	-	-	-	-	-
Guinea	-0.0061±0.0030	-0.5327±0.2586	-	-	-	-	-
Guinea-Bissau	-0.0086±0.0031	-0.7848±0.2784	-	-	-	-	-
Guyana	-0.0017±0.0016	-0.7935±0.7515	2011	0.0054±0.0023	3.1970±1.3736	-0.0273±0.0068	-10.6217±2.6354
Haiti	-0.0016±0.0025	-0.1687±0.2621	2005	-0.0278±0.0079	-2.5883±0.7390	0.0103±0.0044	1.200±0.5168
Honduras	0.0096±0.0027	1.3414±0.3820	2011	0.0132±0.0049	1.9054±0.7064	-0.0238±0.0103	-2.4065±1.0362
Hong Kong	-0.1302±0.0772	-0.7319±0.4341	2004	0.9438±0.3372	7.1514±2.5554	-0.5415±0.1310	-2.7016±0.6538
Hungary	-0.0554±0.0088	-1.2961±0.2056	-	-	-	-	-
India	0.0238±0.0024	1.5622±0.1581	-	-	-	-	-
Indonesia	0.0039±0.0032	0.7211±0.5851	-	-	-	-	-
Iran	0.0320±0.0028	3.2601±0.2806	2012	0.0396±0.0039	4.2237±0.4127	-0.0193±0.0104	-1.2015±0.6469
Iraq	0.0638±0.0054	6.7853±0.5747	2012	0.0673±0.0077	7.3758±0.8428	-0.0509±0.0151	-2.1909±0.6517

Ireland	-0.0173±0.0117	-1.1594±0.7837	2008	0.0331±0.0304	2.6778±2.4644	-0.0604±0.0275	-4.1221±1.8770
Isle of Man	-0.0648±0.0193	-2.3836±0.7102	-	-	-	-	-
Israel	-0.0126±0.0066	-0.3293±0.1732	-	-	-	-	-
Italy	-0.0836±0.0103	-1.6759±0.2071	-	-	-	-	-
Ivory Coast	-0.0080±0.0032	-0.7659±0.3082	-	-	-	-	-
Jamaica	-0.0050±0.0029	-0.4498±0.2637	-	-	-	-	-
Japan	-0.0710±0.0067	-1.7426±0.1647	-	-	-	-	-
Jersey	-0.0349±0.0191	-1.2325±0.6748	-	-	-	-	-
Jordan	-0.0023±0.0030	-0.1431±0.1897	2012	0.0023±0.0041	0.1461±0.2623	-0.0786±0.0171	-4.4119±0.9570
Kazakhstan	0.0146±0.0017	2.8402±0.3358	2011	0.0214±0.0023	4.5142±0.4865	-0.0163±0.0088	-1.9778±1.0691
Kenya	0.0002±0.0030	0.0458±0.6632	2009	0.0132±0.0039	3.6187±1.0779	-0.0354±0.0101	-5.872±1.6733
Kiribati	-0.0047±0.0017	-4.8275±1.7292	2011	0.0030±0.0015	6.3332±3.1309	-0.0387±0.0085	-30.8337±6.7273
Korea	0.1005±0.0225	1.3558±0.3042	-	-	-	-	-
Korea Dem. Peoples Rep. of	0.0817±0.0146	10.7852±1.9232	2012	0.1409±0.0192	38.0448±5.1952	-0.2655±0.0958	-9.319±3.3648
Kuwait	0.1001±0.0071	3.7793±0.2697	2012	0.1027±0.0111	3.9036±0.4171	-0.0438±0.0420	-0.9225±0.8847
Kyrgyz Republic	0.0054±0.0022	0.8492±0.3449	-	-	-	-	-
Lao Peoples Democratic Republic	0.0117±0.0037	1.4097±0.4467	2002	-0.0536±0.0177	-5.2885±1.7500	0.0156±0.0056	1.7881±0.6434
Latvia	0.0028±0.0049	0.2564±0.4522	-	-	-	-	-
Lebanon	0.1664±0.0159	5.0536±0.4835	-	-	-	-	-
Lesotho	-0.008±0.0064	-0.5481±0.4428	2005	-0.0478±0.0220	-2.9513±1.3542	0.0074±0.0137	0.5805±1.0714
Liberia	-0.0116±0.0032	-1.2165±0.3359	-	-	-	-	-
Libyan Arab Jamahiriya	-0.0055±0.0016	-1.1710±0.3496	-	-	-	-	-
Lithuania	0.0188±0.0073	1.5486±0.5984	-	-	-	-	-
Luxembourg	0.0034±0.0392	0.0634±0.7325	-	-	-	-	-
Madagascar	0.0000±0.0016	-0.0070±0.2623	2002	-0.0385±0.0096	-5.1708±1.2862	0.0055±0.0019	0.9849±0.3454
Malawi	-0.0014±0.0022	-0.1548±0.2420	2011	0.0042±0.0035	0.4749±0.3992	-0.0212±0.0071	-2.2921±0.7663
Malaysia	0.0088±0.0031	0.9991±0.3482	-	-	-	-	-
Maldives	-0.0043±0.0025	-1.9645±1.1350	2011	0.0116±0.0024	9.7829±2.0585	-0.0554±0.0079	-19.3643±2.7647
Mali	-0.0038±0.0018	-0.5706±0.2695	-	-	-	-	-
Malta	0.0177±0.0052	1.5767±0.4593	2006	0.0483±0.0142	5.1252±1.5113	-0.0349±0.0107	-2.1134±0.6484
Marshall Islands	-0.0035±0.0016	-3.0714±1.3829	2011	0.0034±0.0018	4.9668±2.6177	-0.0335±0.0062	-22.2594±4.0904
Martinique	-0.0190±0.0023	-2.4121±0.2888	-	-	-	-	-
Mauritania	-0.0031±0.0016	-0.6654±0.3591	-	-	-	-	-
Mauritius	-0.0114±0.0022	-1.3819±0.2653	-	-	-	-	-
Mayotte	0.0011±0.0022	0.2960±0.5994	-	-	-	-	-
Mexico	0.0029±0.0022	0.2644±0.1982	2012	0.0094±0.0029	0.8960±0.2735	-0.0463±0.0126	-3.6619±0.9999
Mongolia	0.0001±0.0010	0.0302±0.5091	2000	-0.0251±0.0093	-9.2670±3.4436	0.0019±0.0012	1.1074±0.6748
Morocco (includes Western Sahara)	0.0046±0.0018	0.9063±0.3534	2012	0.0076±0.0027	1.5619±0.5433	-0.036±0.0072	-5.0847±1.0175
Mozambique	-0.0089±0.0022	-0.8153±0.2054	-	-	-	-	-
Myanmar	-0.0026±0.0026	-0.3232±0.3206	-	-	-	-	-
Namibia	-0.0096±0.0030	-1.0167±0.3168	2002	-0.0642±0.0196	-5.5977±1.7121	0.0004±0.0031	0.0461±0.3877
Nepal	0.0007±0.0025	0.0722±0.2672	-	-	-	-	-
Netherland Antilles	0.0021±0.0025	0.3510±0.4331	2001	-0.0605±0.0147	-8.2963±2.0119	0.0015±0.0035	0.2542±0.5855
Netherlands	-0.2963±0.0235	-2.3311±0.1849	-	-	-	-	-
New Caledonia	-0.0045±0.0015	-1.3034±0.4415	-	-	-	-	-
New Zealand	-0.0020±0.0015	-0.8321±0.6331	2002	-0.0275±0.0075	-8.7459±2.3723	0.0017±0.0024	0.9180±1.2578
Nicaragua	0.0005±0.0030	0.0923±0.5200	-	-	-	-	-
Niger	-0.0019±0.0017	-0.3483±0.3195	2011	0.0018±0.0025	0.3571±0.4931	-0.0255±0.0085	-4.3612±1.4539
Nigeria	-0.0024±0.0033	-0.1596±0.2165	-	-	-	-	-
Northern Mariana Islands	0.0040±0.0021	3.2417±1.7180	2001	-0.0382±0.0101	-18.7322±4.9383	0.0038±0.0032	2.5953±2.1825
Norway	-0.0035±0.0027	-0.6086±0.4752	-	-	-	-	-

Occupied Palestinian Territory	-0.0290±0.0113	-0.4670±0.1826	2006	0.0314±0.0349	0.5336±0.5925	-0.0739±0.0238	-1.1904±0.3839
Oman	0.0014±0.0017	0.2335±0.2796	2011	0.0038±0.0029	0.6574±0.5016	-0.0191±0.0041	-2.7691±0.5890
Pakistan	0.0208±0.0030	2.3023±0.3363	2011	0.0335±0.0044	4.0560±0.5381	-0.0242±0.0088	-1.8079±0.6563
Palau	0.0004±0.0023	1.0487±6.5205	2011	0.0117±0.0034	35.1571±10.1795	-0.0263±0.0078	-28.3565±8.4076
Panama	0.0056±0.0021	0.9313±0.3520	2000	-0.0376±0.0245	-4.9519±3.2328	0.0112±0.0023	1.9829±0.4106
Papua New Guinea	-0.0011±0.0017	-0.4199±0.6719	2012	0.0045±0.0024	2.0089±1.0687	-0.0340±0.0077	-10.8245±2.4424
Paraguay	0.0184±0.0054	2.5541±0.7540	2000	-0.0602±0.0494	-5.7158±4.6892	0.0361±0.0060	6.2212±1.0286
Peru	0.0048±0.0023	1.0578±0.5008	2010	0.0139±0.0034	3.5134±0.8623	-0.0289±0.0077	-4.5065±1.195
Philippines	-0.0064±0.0023	-0.9782±0.3435	-	-	-	-	-
Poland	-0.0245±0.0092	-0.6191±0.2323	-	-	-	-	-
Portugal	-0.008±0.0107	-0.4469±0.5982	2005	0.1169±0.0264	9.9875±2.2602	-0.0933±0.0158	-4.0221±0.6799
Puerto Rico	-0.0222±0.0035	-1.5354±0.2396	2005	0.0062±0.0121	0.4776±0.9298	-0.0490±0.0049	-3.375±0.3392
Qatar	0.0880±0.0086	2.8375±0.2772	2004	-0.0051±0.0286	-0.1483±0.8283	0.1094±0.0165	3.0132±0.4541
Republic of Moldova	0.0232±0.0078	1.3517±0.4519	2000	-0.1921±0.0619	-8.7806±2.8311	0.0313±0.0105	1.8294±0.6159
Reunion	-0.0087±0.0029	-0.9711±0.3196	-	-	-	-	-
Romania	-0.0095±0.0041	-0.4375±0.1893	-	-	-	-	-
Russia	0.0065±0.0018	1.2970±0.3503	2000	-0.0204±0.0072	-3.7857±1.3259	0.0053±0.0023	0.9787±0.4302
Rwanda	0.0048±0.0036	0.4227±0.3124	-	-	-	-	-
Saint Helena	0.002±0.0034	0.6229±1.0762	2000	-0.0944±0.0301	-16.3114±5.2061	0.0081±0.0041	3.2262±1.6367
Saint Lucia	-0.0111±0.002	-2.2482±0.4113	-	-	-	-	-
Saint Pierre and Miquelon	0.0046±0.0049	18.3108±19.2788	-	-	-	-	-
Saint Vincent	-0.0024±0.0018	-0.6429±0.4857	2011	0.0054±0.0028	1.6802±0.8685	-0.0394±0.006	-8.7857±1.3412
Sao Tome and Principe	0.0043±0.0025	0.6455±0.3720	2010	0.0071±0.0048	1.1260±0.7615	-0.0182±0.008	-2.2260±0.9838
Saudi Arabia	0.0013±0.0020	0.1253±0.1958	2011	0.0007±0.0036	0.0715±0.3454	-0.0307±0.0049	-2.5586±0.4086
Senegal	-0.0013±0.0025	-0.1413±0.2828	2011	0.0057±0.0038	0.6671±0.4461	-0.0341±0.0122	-3.4912±1.2513
Serbia and Montenegro	0.0096±0.0072	0.4544±0.3430	-	-	-	-	-
Seychelles	0.0100±0.0028	90.5183±25.5488	2000	-0.0344±0.0166	-98.5144±47.5564	0.0041±0.0035	3.5286±2.9576
Sierra Leone	-0.0019±0.0032	-0.1684±0.2927	2002	-0.0560±0.0244	-4.5381±1.9821	0.0001±0.0043	0.0064±0.3946
Singapore	0.0213±0.0459	0.2280±0.4915	-	-	-	-	-
Slovakia	-0.0312±0.0098	-0.9573±0.3003	-	-	-	-	-
Slovenia	-0.0788±0.0114	-1.8982±0.2752	-	-	-	-	-
Solomon Islands	-0.0028±0.0017	-2.4917±1.5541	2011	0.0082±0.0015	19.3010±3.5311	-0.0456±0.0063	-24.4952±3.4029
Somalia	-0.003±0.0016	-0.9000±0.4692	-	-	-	-	-
South Africa	-0.0198±0.0041	-0.7815±0.1604	-	-	-	-	-
Spain	-0.0291±0.0078	-1.2120±0.3263	2006	0.0588±0.0180	2.9974±0.9178	-0.0802±0.0109	-3.3243±0.4535
Sri Lanka	0.0102±0.0026	1.9198±0.4955	2012	0.0227±0.0032	5.0066±0.6998	-0.0346±0.0125	-4.5187±1.6306
Sudan	-0.0064±0.0027	-0.6923±0.2884	-	-	-	-	-
Suriname	-0.0056±0.0012	-2.2856±0.5028	-	-	-	-	-
Swaziland	0.1794±0.0401	2.8767±0.6426	-	-	-	-	-
Sweden	-0.0165±0.0085	-1.4335±0.7371	2010	0.0047±0.0157	0.4572±1.5157	-0.1017±0.0336	-8.0913±2.6696
Switzerland	-0.0308±0.0080	-1.0130±0.2632	-	-	-	-	-
Syrian Arab Republic	0.0188±0.0061	1.1265±0.3665	2012	0.0487±0.0069	3.2961±0.4683	-0.1024±0.0161	-4.7261±0.7427
Taiwan	-0.1192±0.0125	-1.7961±0.1878	-	-	-	-	-
Tajikistan	-0.0053±0.0032	-0.6894±0.4173	-	-	-	-	-
Thailand	0.0185±0.0041	1.3299±0.2967	2001	-0.0844±0.0270	-5.1037±1.6331	0.0283±0.0054	2.0382±0.3893
Togo	-0.0025±0.0040	-0.1975±0.3190	2011	0.0159±0.0053	1.3835±0.4578	-0.0315±0.0243	-2.4742±1.9129
Tonga	-0.0058±0.0014	-2.597±0.6438	-	-	-	-	-
Trinidad and Tobago	0.0048±0.0030	0.7763±0.4876	2011	0.0121±0.0049	2.1233±0.8502	-0.0341±0.0128	-4.2440±1.5982
Tunisia	0.0075±0.0020	1.0234±0.2715	2012	0.0122±0.0027	1.7361±0.3808	-0.0419±0.0109	-4.2392±1.1033
Turkey	0.0152±0.0038	1.1898±0.2942	2012	0.0166±0.0057	1.3080±0.4521	-0.0136±0.0223	-0.8418±1.3730
Turkmenistan	0.0080±0.0018	1.3365±0.3058	2012	0.0126±0.0026	2.2023±0.4633	-0.0207±0.0092	-2.5887±1.1523

Turks and Caicos Islands	-0.0104±0.0022	-1.4248±0.2947	-	-	-	-	-
Uganda	0.0040±0.0031	0.4122±0.3204	-	-	-	-	-
Ukraine	0.0230±0.0056	1.1157±0.2737	2000	-0.0999±0.0573	-4.3258±2.4805	0.0247±0.0072	1.1630±0.3410
United Arab Emirates	0.0408±0.0043	1.9971±0.2082	2008	0.0594±0.0101	3.0777±0.5209	-0.0076±0.0108	-0.2738±0.3884
United Kingdom	-0.1382±0.0145	-2.3057±0.2412	-	-	-	-	-
United Rep. of Tanzania	0.0019±0.0025	0.2627±0.3447	2009	0.0120±0.0039	1.8099±0.5831	-0.0247±0.0092	-2.9026±1.0848
United States of America	-0.0599±0.0056	-2.3570±0.2204	-	-	-	-	-
United States Virgin Islands	-0.0063±0.0028	-1.1100±0.5002	2010	0.0082±0.0051	1.6927±1.0481	-0.0431±0.0074	-7.0744±1.2163
Uruguay	0.01300±0.0035	2.1241±0.5704	2001	-0.0345±0.0231	-4.313±2.8919	0.0226±0.0047	3.915±0.8233
Uzbekistan	0.0159±0.0017	2.2855±0.2471	-	-	-	-	-
Vanuatu	-0.0049±0.0015	-2.0351±0.6135	-	-	-	-	-
Venezuela	-0.0013±0.0026	-0.1965±0.3938	-	-	-	-	-
Viet Nam	0.0331±0.0036	4.5861±0.4982	2002	-0.0215±0.0188	-2.3865±2.0850	0.0409±0.0053	4.8399±0.6269
Western Samoa	-0.0043±0.0016	-2.9344±1.0942	2011	0.0006±0.0026	0.5205±2.1668	-0.0264±0.0064	-17.4793±4.2234
Yemen	0.0002±0.0021	0.0255±0.3355	2012	0.0053±0.0028	0.9131±0.4802	-0.0393±0.0086	-5.4864±1.2043
Zambia	-0.0017±0.0021	-0.1651±0.2030	-	-	-	-	-
Zimbabwe	-0.0081±0.0031	-0.6798±0.2654	-	-	-	-	-