



Constraining the aerosol influence on cloud liquid water path

Edward Gryspeerdt¹, Tom Goren², Odran Sourdeval², Johannes Quaas², Johannes Mülmenstädt²,
Sudhakar Dipu², Claudia Unglaub², Andrew Gettelman³, and Matthew Christensen⁴

¹Space and Atmospheric Physics Group, Imperial College London, UK

²Institute for Meteorology, Universität Leipzig, Germany

³National Center for Atmospheric Research, Boulder, USA

⁴Department of Physics, University of Oxford, UK

Correspondence: E. Gryspeerdt
(e.gryspeerdt@imperial.ac.uk)

Abstract. The impact of aerosols on cloud properties is one of the largest uncertainties in the anthropogenic radiative forcing of the climate. In recent years, significant progress has been made in constraining this forcing using observations, but uncertainty still remains, particularly in the adjustments of cloud properties to aerosol perturbations. Cloud liquid water path (LWP) is the leading control on liquid-cloud albedo, making it important to observationally constrain the aerosol impact LWP.

5 Previous modelling and observational studies have shown that multiple processes play a role in determining the LWP response to aerosol perturbations, but that the aerosol effect can be difficult to isolate. Following previous studies using mediating variables, this work investigates use of the relationship between cloud droplet number concentration (N_d) and LWP for constraining the role of aerosols. Using joint probability histograms to account for the non-linear relationship, this work finds a relationship that is broadly consistent with previous studies. There is significant geographical variation in the relationship,
10 partly due to role of meteorological factors (particularly relative humidity) in the relationship. However, the N_d -LWP relationship is negative in the majority of regions, suggesting that aerosol induced LWP reductions could offset a significant fraction of the radiative forcing from aerosol-cloud interactions (RF_{aci}).

However, variations in the N_d -LWP relationship in response to volcanic and shipping aerosol perturbations indicate that the N_d -LWP relationship overestimates the N_d impact on LWP. As such, the estimate of LWP changes due to aerosol in this work
15 provides an upper bound to the radiative forcing from aerosol-induced changes in the LWP.

1 Introduction

Atmospheric aerosols are known to affect the radiative balance of the atmosphere, both through a direct interaction with radiation and via indirect interactions with cloud properties (Boucher et al., 2013). As almost all liquid cloud droplets form on an aerosol particle, changing the number and composition of aerosol particles can change the concentration of cloud droplets
20 (N_d) in a cloud, leading to changes in the cloud brightness (Twomey, 1974) and possibly also leading to changes in the cloud fraction (CF or f_c) and liquid water path (LWP or L) through a delay in precipitation formation (eg. Albrecht, 1989). Estimates of radiative forcing due to changes in cloud properties vary significantly between different global climate models (Zelinka et al., 2014; Heyn et al., 2017), highlighting the need for observational constraints on the impact of aerosol on cloud properties.



Unlike greenhouse gases, aerosol properties vary strongly in space and time. This co-variation of aerosol and cloud properties in the present day atmosphere has been used to infer the impact of aerosols on cloud properties (e.g. Sekiguchi et al., 2003; Kaufman et al., 2005; Koren et al., 2005). Such observed relationships have been used to estimate the instantaneous radiative forcing (RF_{aci}) from a change in N_d (e.g. Quaas et al., 2008; Stevens et al., 2017; McCoy et al., 2017; Gryspeerdt et al., 2017) and of the aerosol induced change in CF (Chen et al., 2014; Goren and Rosenfeld, 2014; Gryspeerdt et al., 2016; Christensen et al., 2017). As the leading order term for determining cloud albedo (Engström et al., 2015), it is also vital to constrain aerosol effects on the in-cloud liquid water path (LWP), separate from changes in the CF. Existing studies show a mixed picture; while some model (Quaas et al., 2009; Seifert et al., 2015; Grosvenor et al., 2017; Neubauer et al., 2017) and observational studies (Gryspeerdt et al., 2014b; McCoy et al., 2018) suggest an increase in LWP with increasing aerosol, other studies (Wang et al., 2003; Small et al., 2009; Chen et al., 2014; Michibata et al., 2016; Christensen et al., 2017; Sato et al., 2018) find a reduction in LWP as aerosol increases. Some studies find both an increase and a decrease in LWP, depending on the meteorological conditions (Han et al., 2002; Ackerman et al., 2004; Bretherton et al., 2007; Xue et al., 2008; Toll et al., 2017; Bender et al., 2018), while other studies suggest a very weak LWP response to aerosol (Wang et al., 2012; Malavelle et al., 2017). The main aim of this work is to reconcile these previous studies and develop a constraint on the aerosol impact on LWP.

2 Isolating an aerosol effect

The key difficulty in interpreting observed aerosol-cloud relationships is separating the causal impact of aerosols (the change in LWP caused by an aerosol perturbation) from the confounding role of local meteorology (e.g. Quaas et al., 2010) and retrieval errors (e.g. Várnai and Marshak, 2009). Relative humidity in particular has been shown to obscure the causal relationship between aerosol optical depth (AOD) and CF (Quaas et al., 2010; Chand et al., 2012; Grandey et al., 2013). As many cloud properties are correlated to CF, the factors that obscure the aerosol-CF relationship can also confound other aerosol-cloud relationships, even those involving “intrinsic” cloud properties (Chen et al., 2014), such as cloud top pressure (Gryspeerdt et al., 2014a), and LWP (Christensen et al., 2017; Neubauer et al., 2017). Recent work (Gryspeerdt et al., 2016) has suggested that the use of a mediating variable such as N_d can be used to account for the confounding influence of relative humidity. Following from this, the potential of the N_d -LWP relationship to constrain the aerosol impact on LWP is investigated in this work.

Similar to the aerosol-LWP relationship, where both potential aerosol effects and confounders can influence the strength of the relationship, several effects may influence the observed N_d -LWP relationship.

E1 Aerosol effects An increased aerosol concentration is likely to increase N_d . This increase in N_d may affect cloud processes and in turn modify the LWP. There are several hypothesised pathways for a causal effect of aerosol on LWP:

- (a) Precipitation suppression (Albrecht, 1989) - an increased N_d at initially unchanged LWP implies reduced cloud droplet sizes, suppressing the formation of precipitation. This reduction in the cloud water loss to precipitation could subsequently increase cloud depth (Pincus and Baker, 1994) and thus LWP. While it has been demonstrated



that a reduction in droplet size suppresses precipitation (Suzuki et al., 2013), it is not clear how strongly this impacts LWP.

(b) The sedimentation-entrainment feedback (Ackerman et al., 2004; Bretherton et al., 2007) - the reduction in droplet radius from increased N_d reduces the sedimentation flux in stratiform clouds, concentrating liquid water in the entrainment zone at the cloud top and increasing cloud-top evaporative and radiative cooling, increasing the entrainment rate. This increases the evaporative cooling in a positive feedback that depends on the above-cloud relative humidity, with drier air above cloud tops implying a larger LWP decrease. Negative N_d -LWP relationships in recent observational studies were suggested to have been due to this effect (Chen et al., 2014; Michibata et al., 2016; Sato et al., 2018).

(c) Evaporation-entrainment feedbacks (Wang et al., 2003; Xue and Feingold, 2006; Jiang et al., 2006; Small et al., 2009) - smaller droplets have a faster evaporation timescale, enhancing the cooling and hence the negative buoyancy at the edge of cumulus clouds. This intensifies the horizontal buoyancy gradient, increasing entrainment and hence evaporation, reducing the LWP with an expected similar meteorological dependency to E1b. Aircraft observations have found increased horizontal buoyancy gradients and reductions in cloud liquid water content (LWC) in polluted clouds (Small et al., 2009).

E2 Retrieval errors The MODIS LWP and N_d both depend on the retrieved cloud top droplet effective radius (r_e) and cloud optical depth (τ_c) and involve assumptions of varying validity (e.g., Grosvenor et al., 2018). Random errors in the

(a) Random errors in the retrieval of cloud properties (τ_c, r_e) becoming correlated errors in LWP and N_d . Using N_d and LWP calculated using the adiabatic assumption, random errors in τ_c will generate a positive N_d -LWP sensitivity ($\frac{d \ln L}{d \ln N_d} = 2$), while errors in r_e will generate a negative sensitivity ($\frac{d \ln L}{d \ln N_d} = -0.4$), see appendix A for details.

(b) Sub-adiabatic clouds. Both the LWP and the N_d retrieval make assumptions about the adiabaticity of clouds. Variations in the adiabaticity (Merk et al., 2015), even across a single cloud can therefore generate a positive N_d -LWP sensitivity ($\frac{d \ln L}{d \ln N_d} = 2$).

E3 Feedbacks A change to the LWP may affect N_d , obscuring the causal impact of N_d on LWP. This feedback may depend on other meteorological parameters, generating an apparent dependence on local meteorology in the observed N_d -LWP relationship. The existence of strong feedbacks can make using a mediating variable to account for meteorological covariation problematic (Pearl, 1994).

(a) Precipitation preferentially occurs at large LWP. Precipitation scavenging of aerosol can reduce the amount of aerosol available for future activation to cloud droplets, reducing N_d . Conversely, if an increased N_d decreases the precipitation rate, this could result in a further increase in the N_d through a reduction in wet scavenging and an increase in the available aerosol (a positive feedback).



(b) The impact of entrainment on the retrieved N_d . The impact of entrainment on r_e depends on the mixing type. Extreme inhomogeneous mixing (Baker et al., 1980) leads to a reduction in N_d and LWP, but no immediate change in the droplet size distribution or retrieved N_d . In contrast, homogeneous mixing (Warner, 1973) results in a reduction in r_e and so an increase in the retrieved N_d . A larger change in retrieved N_d (and LWP) would be expected for increased dry air entrainment, generating a negative N_d -LWP relationship as the LWP changes.

5

E4 Additional confounders Although using N_d as a mediating variable helps to account for the impact of RH on the aerosol-LWP relationship, additional meteorological confounders, impacting both N_d and LWP may still impact the N_d -LWP relationship, obscuring the causal impact of N_d on LWP. An example case could be a convergence situation that leads to large moisture (large LWP) and large updraught (large N_d , even at constant aerosol).

10 These effects are depicted in Fig. 1. To constrain the causal aerosol influence on LWP, the impact of E1 has to be identified and isolated from that of E2-4. This would allow the aerosol impact on LWP to be constrained using the N_d -LWP relationship.

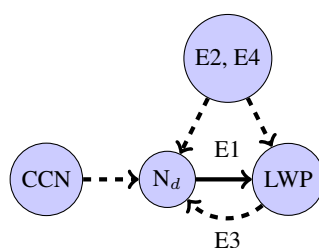


Figure 1. A simplified picture of the N_d -LWP system, showing factors impacting the causal relationship (“E1”) - potential meteorological confounders and retrieval errors (“E2,E4”), LWP dependent controls on N_d (“E3”) and the impact of aerosols on N_d (CCN).

It is necessary to understand the role of these different processes on the N_d -LWP relationship in order to determine the impact of aerosols on the LWP. Using a variety of different satellite retrievals along with reanalysis data, the N_d -LWP relationship is investigated globally and the impact of meteorology is explored. To understand the role of feedbacks (E3) and additional confounders (E4), natural experiments are used to examine the N_d -LWP relationship in regions where there is a strong aerosol perturbation. Finally, the observed relationship is converted to a radiative forcing, allowing it to be compared to other observational studies and to be used for further analysis of the aerosol impact on clouds and the climate.

15

3 Methods

This work is based on observational data from the Aqua satellite, specifically the moderate resolution imaging spectroradiometer (MODIS), the advanced microwave scanning radiometer-EOS (AMSRE) and the clouds and the Earth’s radiant energy system (CERES) instruments for a three year period (2007-2009 inclusive).

20

N_d is retrieved using the level 2, collection 6, MODIS cloud property dataset (MYD06_L2) at a 1 km by 1 km resolution, making use of the adiabatic assumption (Brennguier et al., 2000; Quaas et al., 2006). Following the work of Grosvenor and



Wood (2014) and Bennartz and Rausch (2017), the N_d is filtered to include only liquid, single layer clouds with a top warmer than 268 K at 1 km resolution. In addition, pixels with an optical depth smaller than 4 or an effective radius less than $4 \mu\text{m}$ are excluded due to the uncertainty of these retrievals (Sourdeval et al., 2016). Pixels with a 5 km cloud fraction less than 0.9 are excluded to remove pixels close to cloud edges, and only pixels with a solar zenith angle of less than 65° and a sensor

5 zenith angle of less than 41.4° are used to reduce the impact of known biases (Grosvenor and Wood, 2014; Eastman and Wood, 2016; Grosvenor et al., 2018). Finally, only pixels with an inhomogeneity index (Cloud_Mask_SPI) of less than 30 are used to account for biases in the effective radius (r_e) in inhomogeneous scenes (Zhang and Platnick, 2011). Trials using a more stringent upper limit of 10 show little difference to the results presented here (not shown). The N_d is gridded to a 1° by 1° resolution and finally, the condensation rate temperature correction from Gryspeerdt et al. (2016) is applied.

10 The MODIS LWP is gridded to a 1° by 1° resolution from MYD06_L2, selecting only liquid, single layer clouds with tops warmer than 268 K. The extra filtering applied to the N_d is not applied to the LWP at the pixel resolution as the LWP is less sensitive to r_e biases and this filtering would significantly bias the LWP against AMSR-E by selecting primarily high LWP scenes. However, only 1° by 1° gridboxes with a N_d retrieval are retained for this analysis, resulting in an implicit filtering by satellite and solar zenith angles.

15 As both the MODIS LWP and N_d rely on the adiabatic assumption and the same retrieved cloud properties, there is a significant potential for errors in these properties due to failures of the adiabatic assumption (Merk et al., 2015) and consequent correlated errors generating a N_d -LWP relationship (E2b). The N_d retrieval is better able to deal with non-adiabatic clouds than the effective radius retrieval alone (Painemal and Zuidema, 2011). For the majority of this work, the LWP is determined using V6 of the AMSR-E Ocean product (Wentz and Meissner, 2004), a passive microwave product that does not depend on

20 the adiabatic assumption. Clear-sky bias corrections are applied following Lebsock and Su (2014) at the pixel level. As the windspeed and sea surface temperature retrievals are unreliable in precipitating scenes, they are interpolated to precipitating locations by fitting a cubic mesh (Jones et al., 2001). To determine the in-cloud LWP, the AMSR-E LWP is divided by the MODIS cloud retrieval cloud fraction (CF) at the AMSR-E pixel level (14 km), with pixels having a CF of less than 10% being excluded due to the large uncertainty in the resulting in-cloud LWP. Finally, the AMSR-E data is gridded from the sensor

25 footprint of 14 km to a 1° by 1° resolution.

As a linear sensitivity ($\frac{d \ln L}{d \ln N_d}$) is not able to fully describe the non-linear relationship between N_d and LWP, a piecewise relationship of the form (Eq.1) is used. L^p and N_d^p are the LWP and N_d values at the intersection between the two parts of the curve, while m_l and m_h are the gradients of the fit for the low and high N_d portions of the curve. This curve is fit to the N_d -LWP joint probability histogram ($P(L|N_d)$), using the Levenberg-Marquardt algorithm in log-space (Jones et al., 2001). By

30 fitting to the joint probability histogram, each N_d bin is given equal weight, rather than the weighting by the present day N_d probability distribution implicit in the standard linear regression.

$$\begin{aligned}
 \ln L &= \ln L^p + m_l (\ln N_d - \ln N_d^p) & N_d < N_d^p \\
 \ln L &= \ln L^p + m_h (\ln N_d - \ln N_d^p) & N_d \geq N_d^p
 \end{aligned}
 \tag{1}$$



To convert a change in LWP to a change in top of atmosphere radiation, data from the CERES 1 degree daily Single Scanner Footprint, Edition 4 dataset is used (Wielicki et al., 1996). The all-sky albedo from CERES (α) is histogrammed as a function of the CF (f_c), LWP and N_d , creating a single, global, joint probability histogram ($P(\alpha|f_c, L, N_d)$). Given the retrieved cloud properties for a location (f_c , LWP and N_d), this histogram produces a distribution of consistent values of the all-sky albedo ($P(\alpha)$). This can be used to calculate the mean oceanic albedo to within 1% in the tropics, with an RMS error in the tropics of 1%, increasing to around 5% near the poles. These variations are primarily due to differences in the mean solar zenith angle between the MODIS and CERES datasets, such that they have a small effect when determining the albedo sensitivities in this work.

Following Eq. 2, the N_d -LWP and N_d - f_c relationships can be used to determine a change in scene/all-sky albedo as a function of an N_d change. The relationships are treated as conditional probabilities ($P(L|N_d) = \frac{P(L, N_d)}{P(N_d)}$), following Gryspeerdt et al. (2016). When combined with the N_d sensitivity to aerosol (τ_a) changes $P(N_d|\tau_a)$, this allows the scene albedo as a function of aerosol ($P(\alpha|\hat{\tau}_a)$) to be calculated for a given scene of liquid clouds (Eq.3), where the circumflex indicates that a variable has been set to a certain value (the causal relationship). Note that this is different from the observed relationship $P(\alpha|\tau_a)$, due to the confounding effects of local meteorology (Pearl, 1994; Gryspeerdt et al., 2016). It also makes the assumption that the observed conditional probabilities represent the causal relationship (i.e. $P(L|N_d) = P(L|\hat{N}_d)$, representing only E1), an assumption that will be investigated in this work.

$$P(\alpha|\hat{N}_d) = \sum_{f_c} \sum_L P(\alpha|f_c, L, N_d) P(f_c|N_d) P(L|N_d) \quad (2)$$

$$P(\alpha|\hat{\tau}_a) = \sum_{N_d} P(\alpha|\hat{N}_d) P(N_d|\tau_a) \quad (3)$$

The albedo sensitivity to aerosol through modifications of each of the components of the albedo (N_d , L , f_c) can be determined by replacing probabilities conditioned on N_d with unconditional probabilities. For example, the sensitivity due only to N_d variations (the Twomey effect; Twomey, 1974) can be determined by removing any dependence of CF and LWP on N_d ($P(f_c|N_d) = P(f_c)$ and $P(L|N_d) = P(L)$) in Eq. 2. The change in planetary albedo is then determined by multiplying each gridbox by $1 - f_c^{ice}$ (the ice cloud fraction), making the implicit assumption that there is no change in the ice cloud albedo or f_c^{ice} . This is converted to a radiative forcing by multiplying by the anthropogenic aerosol fraction from Bellouin et al. (2013) and the incoming solar flux.

To avoid uncertainties associated with the aerosol anthropogenic fraction inherent in estimates of the aerosol radiative forcing, the ERF due to LWP changes is not reported directly, only as a fraction of the RFac_i (Bellouin et al., in prep). The value for the forcing due to LWP changes can be re-constructed using an appropriate estimate of the RFac_i if required (e.g. Quaas et al., 2008; Stevens et al., 2017; McCoy et al., 2017; Gryspeerdt et al., 2017).



4 The N_d -LWP relationship

4.1 Global relationships

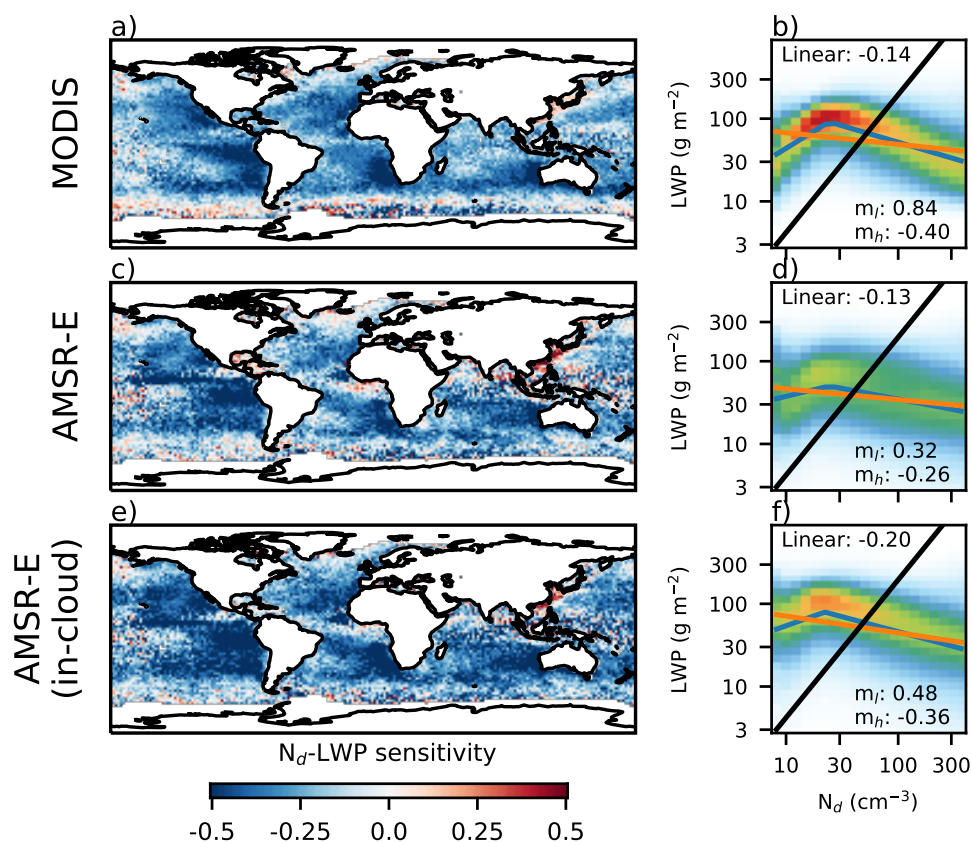


Figure 2. Left column: The sensitivity (linear regression coefficient in log-log space) of N_d to LWP for a selection of different LWP measures, using MODIS N_d for the period 2007-2009. The sensitivities are calculated at a 1° by 1° resolution from instantaneous (daily) data. a) MODIS LWP, b) AMSR-E (all-sky) LWP and c) AMSR-E (in-cloud) LWP. The right hand column shows the global N_d -LWP joint histogram, where each column is normalised so that it sums to one (showing $P(\text{LWP}|N_d)$). The black line is at an effective radius of $15\mu\text{m}$ (assuming adiabatic clouds), an approximate indicator of precipitation, with precipitating clouds lying to the upper left of the line. The orange line as a linear regression on the data, with the linear sensitivity shown in the top left of the subplot. The blue line is a fit of the form Eq. 1, with the gradients m_l and m_h shown in the lower right of each subplot.

Similar to previous studies (Michibata et al., 2016), a negative linear N_d -LWP sensitivity (Fig. 2a, equivalent to the slope of the orange line in Fig. 2b) is found globally over oceans, with a particularly strong negative relationship in the subtropical stratocumulus decks off the western coasts of continents. Positive sensitivities are observed in some regions, particularly in the



East China Sea. The sensitivity becomes noisier close to the international dateline, due to a mismatch between the MODIS and AMSR-E definitions of a day.

A similar negative relationship is observed when using the AMSR-E LWP, both the all-sky LWP (Fig 2c) and the in-cloud LWP (Fig 2e). The relationship in Fig. 2c, using the all-sky LWP, is much weaker than the in-cloud LWP in Fig. 2e, which is the most strongly negative linear sensitivity of the three relationships in Fig. 2. A strong positive relationship remains in the East China Sea.

The N_d -LWP joint histograms shown in the right hand column of Fig. 2 show that the N_d -LWP relationship is highly non-linear at a global scale. All of the histograms show an increase in the LWP with increasing N_d at low N_d , followed by a decrease in the LWP at high N_d . Despite the global variation in N_d , this non-linearity is not obvious in the global plots of the linear sensitivity. However, a similar variation in the sensitivity simulated in LES (Xue et al., 2008) and in studies of shiptracks, where the impact of the injection of aerosol from shipping depends on the background cloud state (Goren and Rosenfeld, 2014; Toll et al., 2017). This non-linearity is consistent with the action of two proposed aerosol effects in liquid clouds (E1). The positive relationship at low N_d is consistent with precipitation suppression, occurring only in the precipitating region of the N_d -LWP space (left of the black line in Figs. 2b,d,f). The negative relationship at high N_d , in regions of N_d -LWP space where the cloud is unlikely precipitating (right of the black line), support the model-based results of Ackerman et al. (2004), where a high N_d can result in a LWP reduction in clouds where precipitation does not reach the surface.

The differences between the fits of Eq.1 to the MODIS (Fig 2b) and the AMSR-E (Fig 2f) histograms demonstrate how a simple linear regression for calculating a sensitivity does not capture the strength or nature of the relationship. The AMSR-E relationship in Fig. 2f has a slightly weaker negative relationship at high N_d (m_h) than that found using MODIS data (Fig. 2b), but a 50% more strongly negative sensitivity worldwide. This shows the importance of considering the complete relationship and suggests that the linear sensitivity alone is not a strict constraint on the aerosol impact on LWP. The MODIS N_d -LWP relationship has an m_h close to the value expected due to errors in the r_e retrieval (-0.4). The m_h values for the in-cloud LWP from both MODIS and AMSR-E are larger than those from the LES simulations of Ackerman et al. (2004) ($m_h \approx -0.2$ for the DYCOMS and dry ASTEX cases), Bretherton et al. (2007) (equivalent $m_h \approx -0.1$) and Xue et al. (2008) ($m_h < -0.2$).

The non-linear behaviour of the N_d -LWP relationship is similar to that expected due to correlated errors in the MODIS N_d and LWP retrievals (E2, Appendix A). However, the similarity between the MODIS (Fig. 2b) and the in-cloud AMSR-E (Fig. 2f) relationships (unaffected by correlated errors due to the independent LWP measurement) shows that although correlated errors (E2) may play a role in determining the N_d -LWP relationship, they do not dominate it. However, to avoid any further impact of E2, the AMSR-E in-cloud LWP is used to characterise the N_d -LWP relationship for the remainder of this work.

4.2 Regional relationships

Due to the difficulty of visualising joint histograms globally, a clustering approach is used to select regions with similar microphysics. A k-means clustering method (Anderberg, 1973) is used on the N_d -LWP joint probability histograms representing each 1° by 1° gridbox. The algorithm is modified to deal with missing data (k-POD; Chi et al., 2016), resulting in two distinct

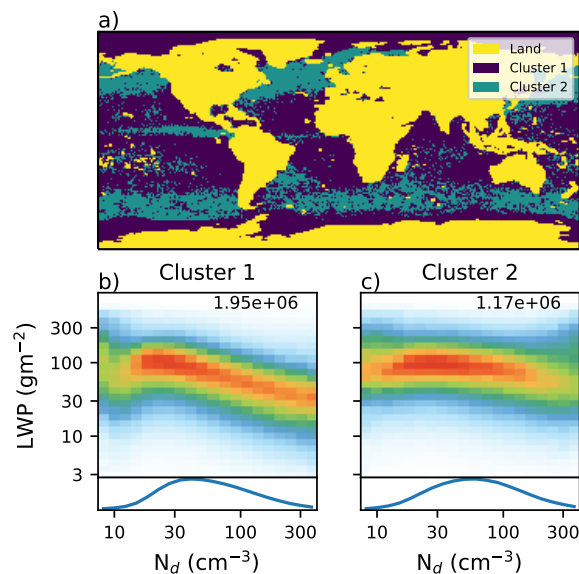


Figure 3. a) The location of the oceanic clusters for the N_d -LWP relationship, determined using the k-POD clustering method, using MODIS N_d and the AMSR-E in-cloud LWP. b) and c) N_d -LWP joint histograms for the two clusters (as in Fig. 2). The line plot at the bottom shows the occurrence of each N_d value for each cluster and the number of retrievals assigned to each cluster is displayed in the upper right of each histogram.

clusters over ocean with each gridbox being assigned to a single cluster (Fig.3). The first cluster (Fig.3b) is found primarily in the subtropical subsidence regions, particularly in the Pacific and South Atlantic. This cluster is characterised by an increase in LWP with N_d at low N_d , followed by a decrease in LWP at high N_d , similar to the global relationships in Fig.2.

The second cluster (Fig. 3c) occurs mostly in the tropics and in the extratropics, regions with a much lower liquid CF. The N_d distribution is less skewed towards lower values in this cluster. This cluster only includes about half the number of retrievals of the first cluster, occurring over a smaller area in regions that typically have a lower liquid CF. This lower frequency of occurrence explains the similarity of the global results with the first cluster.

The primary difference between the clusters is in their behaviour at high N_d . Whilst the subtropical cluster (1) shows a decrease in LWP with increasing N_d (negative m_h), the second cluster is almost insensitive to N_d , even showing a slight increase in the LWP at the highest N_d values. This may indicate a difference in the processes important for forming precipitation in the two different clusters (Mülmenstädt et al., 2015) and so a different response to N_d perturbations. The weak sensitivity of LWP to N_d (Fig. 3c) fits with the results of Malavelle et al. (2017), suggesting a weak response of LWP to N_d variations focusing on a region where cluster two dominates. However, it means that the mid-latitude response may be a poor constraint on the response of the subtropical stratocumulus to N_d perturbations, an issue that is of particular importance given the large role of the stratocumulus decks for the global aerosol forcing (Gryspeerd and Stier, 2012).



4.3 The impact of meteorology

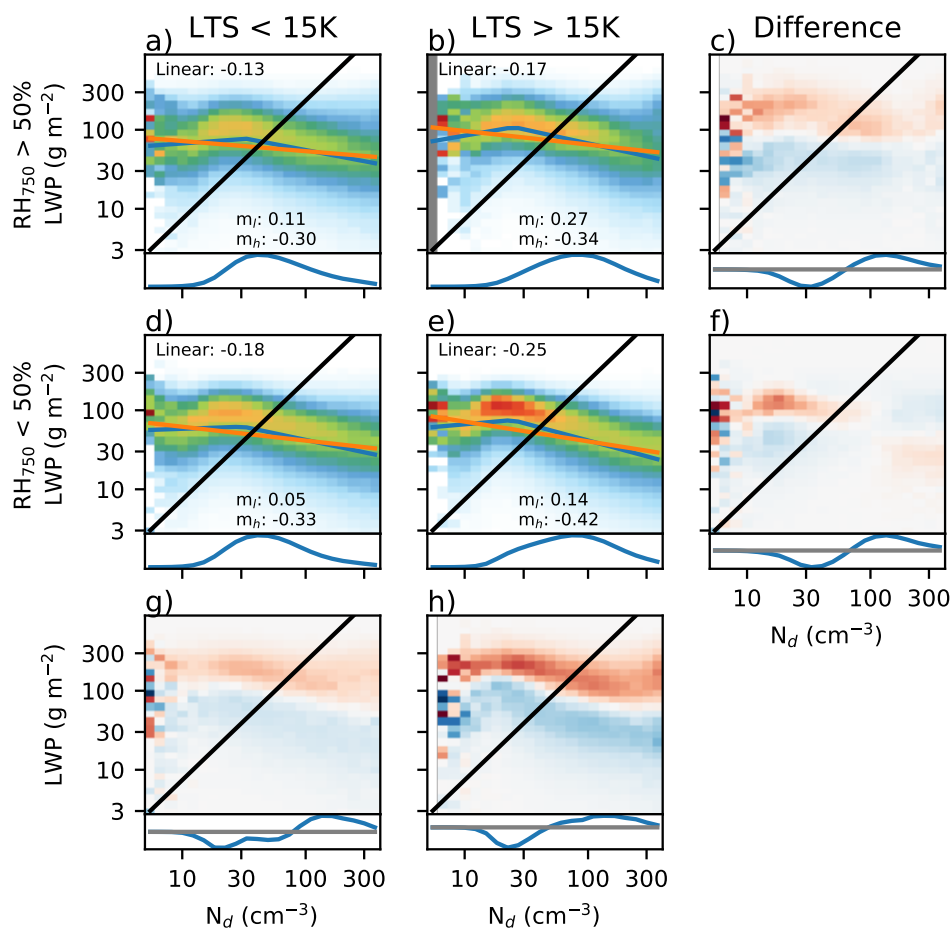


Figure 4. Joint histograms (as in Fig.2) created for meteorological conditions, separating by RH at 750 hPa and LTS. The difference plots are shown at the end of each row/column, with red above blue in each column showing an increase in AMSR-E in-cloud LWP at high LTS/ RH_{750} for a given N_d . The histograms under each joint histogram show $P(N_d)$ for each set of meteorological conditions.

While the overall form of the relationship remains the same, there is some variation in the N_d -LWP joint histogram as a function of the meteorological state (Fig. 4). Following previous studies (Chen et al., 2014; Michibata et al., 2016), the data are separated by low troposphere stability (LTS) and relative humidity at 750 hPa (RH_{750} ; approximately cloud top).

- 5 The response to LTS variations is small, occurring primarily in the part of N_d -LWP space where precipitation is expected (Figs.4c,f). The weak response to LTS is different from previous studies, which have shown a similar sized response to LTS and RH changes (Chen et al., 2014). A comparison between Figs. 4a,b shows that this variation in the linear sensitivity is partly



due to variations in the N_d distribution. At high LTS (Fig. 4b), the mean N_d is larger than that found at low LTS (Fig. 4a), resulting in a more negative linear sensitivity. However, the high- N_d sensitivity from the fitted relationship (m_h) is very similar at both high and low LTS. The difference in the precipitating region sensitivity (m_l) may be due to variations in the precipitation processes or regime dependent retrieval errors for shallow cumulus (low LTS) and stratocumulus clouds (high LTS). However, the low frequency of occurrence of these low- N_d conditions (the histograms under each joint histogram in Fig. 4) limits their impact on the mean N_d -LWP sensitivity.

The difference in N_d -LWP histograms for the two RH_{750} classes is much more pronounced, particularly for the high LTS cases (Figs. 4b,e), where stratocumulus clouds are common. This may be due to the dependence of the evaporation-entrainment feedback (E1c) on cloud edge entrainment, where a weaker relationship to cloud top relative humidity might be expected than in cases where the sedimentation-entrainment feedback (E1b; and hence cloud top entrainment) dominates. At high N_d , there is a significant shift in the LWP towards higher values with increasing RH_{750} , resulting in a decrease in the magnitude of m_h as the RH_{750} increases. A relative decrease in m_h of around 20% is observed, slightly smaller than the 30% decrease in the linear sensitivity. Unlike the variations in the sensitivity with LTS, the increase in N_d with increasing RH_{750} is accompanied by a decrease in the linear sensitivity, showing that changes in the N_d distribution are not the sole controller of the magnitude of the linear sensitivity and that this measure of the relationship can provide information about m_h .

These changes in m_h as a function of RH_{750} and LTS fit the conclusions of previous studies (Ackerman et al., 2004; Chen et al., 2014; Michibata et al., 2016); increased entrainment at higher N_d results in a reduction of the LWP, with a stronger decrease at lower cloud top humidities. The resulting decrease in LWP with increasing N_d would reduce cloud albedo, offsetting the R_{Faci} (also due to an increase in N_d) and reducing the overall ER_{Faci} .

20 5 Feedbacks and additional confounders

The strong negative relationship observed in Sec. 4 and in previous observational studies (Chen et al., 2014; Michibata et al., 2016; Sato et al., 2018) is in contrast to recent studies showing a weak or varied LWP response to aerosol perturbations (Chen et al., 2012; Christensen et al., 2014; Malavelle et al., 2017; Toll et al., 2017). While a negative N_d -LWP relationship has been found in some modelling studies with large-eddy simulations (Ackerman et al., 2004), the strength of this negative relationship ($m_h \approx -0.2$) is weaker than the sensitivities observed in Sec. 4. It is possible that feedbacks (E3) or the existence of additional confounders (E4) could be obscuring the causal relationship (Fig. 1). This would reduce the utility of the N_d -LWP relationship as a constraint on aerosol-cloud interactions in climate models and for determining the aerosol radiative forcing.

In situations where there is a loop or feedback in the causal graph (e.g. Fig. 1), an experiment is required to determine the strength of the causal relationship. Although the capability to artificially alter N_d over a large spatial and temporal scale does not exist, large aerosol perturbations are able to alter the CCN environment and hence N_d independently of any feedbacks or confounders (E2-4; Fig. 1). The N_d -LWP relationship produced by these “natural experiments” would therefore be expected to be closer to the causal impact of aerosol on LWP than the relationship determined in Sec. 4.

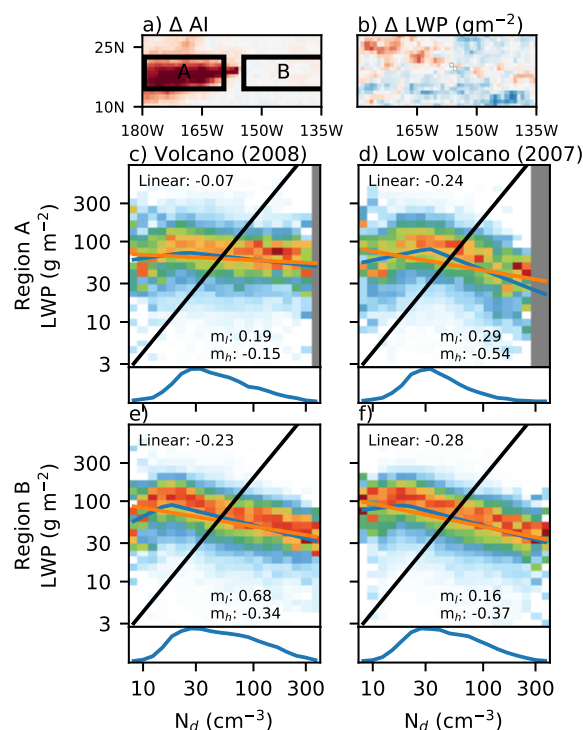


Figure 5. N_d -LWP relationships as in Fig. 2 in two regions around Hawai'i for two years, a low emissions year (2007) and a high emissions year (2008). (a) and (b) show the difference in AI and LWP between the high and low emission years, with red indicating an increase in 2008. (c-f) show the N_d -LWP joint histograms (as in Fig. 2) for the two periods in the regions from (a).

Volcanoes provide a possible natural experiment (e.g. Gassó, 2008; Yuan et al., 2011; Toll et al., 2017), as their SO_2 emissions are independent of the prevailing meteorological conditions (Gassó, 2008). Following Yuan et al. (2011), the Kilauea volcano on the island of Hawai'i is used as an exogeneous aerosol perturbation. Previous work has shown a stronger linear AOD- N_d sensitivity downwind of the Hawai'i than in surrounding regions, demonstrating the strong impact the SO_2 from Kilauea has on N_d (Gryspeerd and Stier, 2012). There is significant variability in the SO_2 emitted from the volcano. Comparing a year with strong SO_2 emissions (2008) with a low emissions year (2007) shows that the variation in aerosol index (AI; AOD times Ångström exponent; Nakajima et al., 2001) downwind from the volcano comes primarily from the variation in aerosol (Fig. 5a), rather than in meteorological conditions.

Despite the strong negative N_d -LWP relationship observed in sub-tropical regions (Fig. 3b), there is no change in the LWP (Fig. 5b) in the region with a strong change in AI (region A). This lack of a LWP response to volcanic emissions is similar to the results of Malavelle et al. (2017), but is within the area covered by the more sensitive cluster (Fig. 3). The weak LWP response



to aerosol variations suggests that the strong negative N_d -LWP relationship (Figs. 2, 3) is unlikely to describe the impact of N_d variations on LWP.

This interpretation is supported by the variation of the N_d -LWP relationships as a function of SO_2 emissions. In 2007, volcanic emissions were weak and the N_d -LWP relationship was very similar between the regions downwind (region A; Fig. 5d) and upwind (B; Fig. 5f) of the volcano, with a strongly negative m_h and negative linear sensitivity. However, in the high aerosol environment of 2008 (Fig. 5c), this negative relationship becomes much weaker in the volcanic plume ($m_h = -0.15$), whilst little change is observed upwind of the island (Fig. 5e). The lack of a change in region B indicates that the meteorological conditions were similar in both years, such that the changes in region A can be attributed to the aerosol variations (E1).

In the absence of feedbacks (E3), additional confounders (E4) and meteorological variations, the N_d -LWP relationship should be insensitive to the cause of the N_d variations. Given the similarity in the meteorological conditions between the years, the difference in the N_d -LWP relationship in region A therefore suggests that the relationship is modified by feedbacks (E3) or additional confounders (E4). Due to the high volcanic emissions, the 2008 N_d -LWP relationship in region A is known to be strongly controlled by aerosol variations (E1) and has a reduced impact of other processes (E2-4), such that it is likely closer to the causal N_d -LWP relationship. This indicates a considerably weaker role for N_d than determined in Sec. 4. With an m_h of -0.15, the in-plume results are much closer to the results from LES simulations (Ackerman et al., 2004; Bretherton et al., 2007; Xue et al., 2008, $m_h < -0.2$) and in-situ observations of shiptracks, where decreases in LWP have been observed in particularly polluted conditions (Ackerman et al., 2000; Noone et al., 2000; Christensen and Stephens, 2011; Goren and Rosenfeld, 2014). The consequently weaker LWP response to aerosol is in better agreement with the weak LWP changes observed in Fig. 5b and Malavelle et al. (2017).

The Kilauea volcano affects primarily shallow cumulus clouds (Oreopoulos et al., 2014), which exert a weak control on the ERF_{aci} from LWP changes due to their low liquid CF. The processes responsible for a reduction in LWP (E1c) may be different from those controlling stratocumulus clouds (E1b). Shipping provides another source of exogenous aerosol perturbations, generating shiptracks that are primarily concentrated in the high CF stratocumulus regions. Using a database of shiptracks from Christensen et al. (2014), the relationship between the in-shiptrack N_d and LWP increase in the shiptrack compared to the control region around the track (dLWP) indicates how the LWP responds to N_d perturbations. As the N_d values always increase from the control region to the inside the shiptrack, dLWP shares a sign with the gradient of the N_d -LWP relationship. Note that due to the required spatial resolution, the LWP for these shiptracks is retrieved using MODIS, rather than AMSR-E.

For low control values of the LWP (Fig. 6), increases in LWP (positive values of dLWP) are seen at lower in-shiptrack values of N_d , but as the shiptrack N_d gets higher, the dLWP reduces to close to zero, with a negative dLWP for the most polluted cases. When the control LWP is high, dLWP is consistently weakly negative, although this likely is due to regression to the mean effects (the mean control LWP is 82 gm^{-2}). This suggests that the LWP becomes insensitive to further aerosol/ N_d perturbations once the LWP reaches a sufficient magnitude, consistent with an aerosol suppression of precipitation (E1a). These small dLWP values at high N_d are consistent with the Kilauea results, suggesting a weak LWP response at high N_d . If the LWP response in shiptracks followed the relationships from Sec. 4, a strong negative dLWP should be visible at high N_d , in contrast to the weak negative response actually observed (Fig. 6).

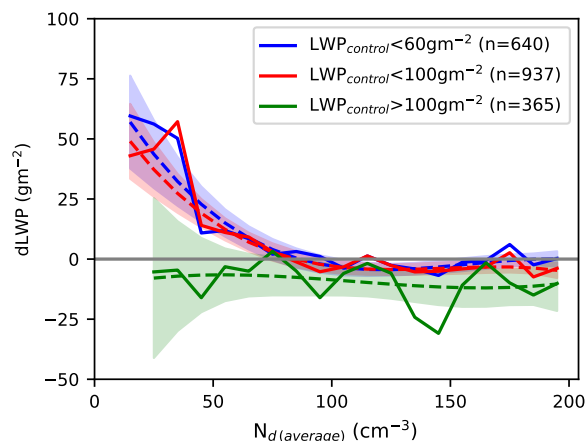


Figure 6. The difference in the LWP between the shiptrack and surrounding control regions as a function of the shiptrack N_d . The separate lines are for different values of control LWP. The LWP and N_d values are from MODIS, using the shiptrack dataset from Christensen et al. (2014). The numbers in the legend are the number of shiptracks that makeup each line. Each line is characterised by a third-order uncertainty-weighted polynomial fit (dashed), with the shaded area showing the 2σ uncertainty on the fit.

By selecting situations where aerosol is known to be responsible for N_d variations (so-called “natural experiments”), the impact of feedbacks (E3) and additional covariations (E4) can be reduced. In these situations, the N_d variations are driven by exogeneous aerosol perturbations, such that the LWP variations are a response to (rather than a driver or indicator of) the change in N_d (E1 only). This means that the N_d -LWP relationship during these “natural experiments” provides better information on the LWP response to N_d variations, such that the strong negative N_d -LWP relationships observed in Sec. 4 likely overestimate the decrease in LWP in response to aerosol perturbations. While the satellite-derived relationships may therefore be unsuitable as a direct estimate on the aerosol impact on LWP, they could be used as a lower bound on the LWP change (an upper bound on the radiative forcing) from aerosol-induced LWP decreases.

6 The implied ERF_{aci}

The planetary albedo sensitivities to aerosol perturbations are shown in Fig.7 following Eq. 2. Due to the difficulty of visualising joint histograms globally, linear sensitivities are determined from the joint histograms ($P(\alpha|\tau_a)$) by weighting by the present day aerosol distribution (see Gryspeerd et al., 2016). The first three subplots show the albedo sensitivity through modifying the N_d (constant CF and LWP; Fig. 7a), CF (constant LWP; Fig. 7b) and AMSR-E LWP (constant CF; Fig. 7c). Both changes in N_d and CF increase the scene albedo, which results in a negative radiative forcing. They have somewhat different spatial patterns, with the albedo sensitivity to N_d changes being concentrated in the centres of the stratocumulus decks due to the high liquid cloud fraction. The sensitivity to CF changes is highest at the edges of the stratocumulus decks, where the greatest

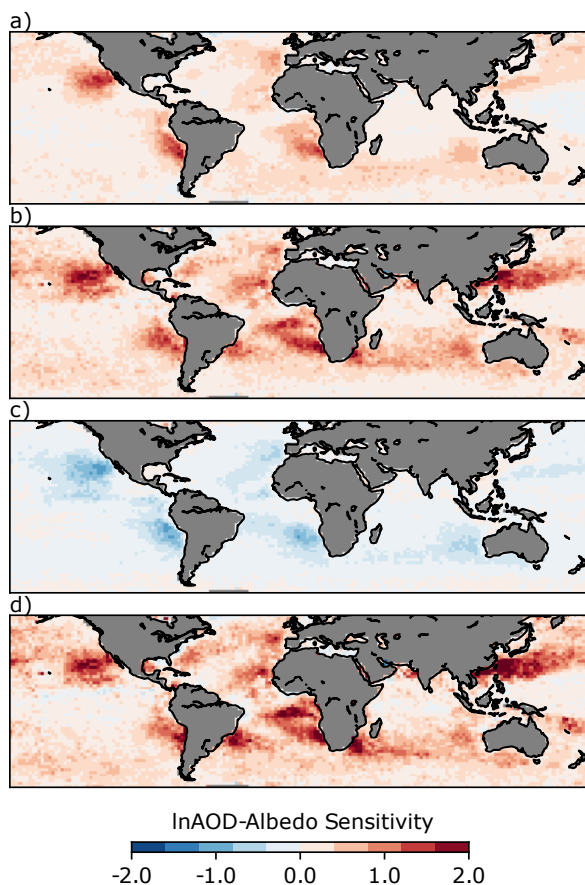


Figure 7. The sensitivity of cloud albedo to aerosol variations (a linear sensitivity calculated from $P(\alpha|\tau_a)$) through a) N_d changes (Twomey only), b) CF changes (const. N_d and LWP) and c) LWP changes. d) shows the total sensitivity, which is calculated directly using Eq.2, not as a linear sum of a-c.

potential for modifying the cloud fraction exists, as found in previous studies (Gryspeerd et al., 2016; Christensen et al., 2017; Andersen et al., 2017).

The sensitivity to LWP changes is also strongly dependent on the liquid CF and so is strongest in the centres of the stratocumulus decks (Fig. 7c). As a reduction in LWP with increasing N_d is observed in these regions (Fig. 3), this results in a negative albedo sensitivity to aerosol through LWP changes, which would in turn create a positive radiative forcing. The radiative forcing from these LWP changes (Fig. 7c) offsets 62% of the R_{Faci} (Fig. 7a), resulting in a weakening of the ER_{Faci}. This is likely the upper bound on the fraction of the R_{Faci} offset by LWP reductions, following the results of Sec.5 and supported by the weaker offsetting in regions with larger aerosol perturbations (e.g. the East China sea, the tropical and north Atlantic). Despite the reduced albedo sensitivity due to the LWP reduction, the overall albedo sensitivity to aerosols is still positive (Fig. 7d), re-



sulting in a negative ER_{Faci} from liquid clouds due to the strong implied forcing from the N_d -CF relationship (approximately a 200% increase above the RF_{Faci}).

There remains considerable uncertainty in the magnitudes of these effects. The albedo change is only calculated over ocean. Observational studies suggest the N_d change and RF_{Faci} over land are small, but it is possible that the LWP adjustments could have a very different character and relationship to the RF_{Faci} over land. The variation in the N_d -LWP relationship in the Kilauea volcanic plume (Fig. 5) and the response of the LWP in shiptracks (Fig. 6), suggest that the LWP change determined in Fig. 7 is overly strong. This would then place a 62% offset of the RF_{Faci} as the upper bound on the radiative forcing from LWP changes (larger offsets are unlikely). This is consistent with previous work, where an increase in cloud albedo is found in response to a change in aerosol (Lebsock et al., 2008; Chen et al., 2014; Christensen et al., 2016), such that a LWP reduction cannot completely offset the RF_{Faci} .

7 Discussion

This work demonstrates that a non-linear relationship exists between N_d and LWP (Fig. 2). These results are in agreement with previous studies, with an increase in LWP with N_d at low N_d from precipitation suppression (E1a), but a decrease at high N_d due to increased cloud top entrainment (E1b, c). The similarity in the relationship when using different measures of LWP suggests that this relationship is not primarily due to LWP retrieval errors (E2). There are global variations in the N_d -LWP relationship and significant changes accompany variations in meteorological factors, particularly RH_{750} (Fig. 4). The observed N_d -LWP relationship implies a reduction in LWP with increasing aerosol and N_d , resulting in a positive radiative forcing that offsets around 60% of the RF_{Faci} .

The analysis in Sec. 5 suggests that the negative N_d -LWP relationship observed over much of the world may be overestimated, resulting in too strong a corresponding positive radiative forcing due to aerosol induced LWP adjustments. A precipitation feedback (E3a) would produce a positive N_d -LWP relationship and so is unlikely to be responsible. An entrainment-based feedback on the N_d (E3b) or an additional confounder (E4) could be responsible for the negative N_d -LWP relationship.

The albedo sensitivity to aerosol via LWP changes is particularly strong in the stratocumulus regions (Fig. 7), due to the high liquid cloud fraction. This implies an important role for the sedimentation-entrainment feedback (E1b). With the entrainment of dry environmental air at the cloud top, the assumptions in the N_d retrieval of a linearly increasing liquid water content and vertically constant N_d no longer hold as the cloud is no longer adiabatic, such that the cloud top N_d is no longer representative of the cloud base N_d . A reduction in the cloud top r_e by homogeneous mixing during entrainment would produce an increase in N_d required by E3b. Cloud top homogeneous mixing generating an apparent N_d -LWP would also create the dependence of the N_d -LWP relationship on RH_{750} observed in Fig. 4. A stronger impact on the retrieved N_d would be found with the entrainment of drier air, resulting in a more negative N_d -LWP relationship.

However, although some studies have found evidence of homogeneous mixing in stratocumulus cloud (Breon and Doutriaux-Boucher, 2005; Yum et al., 2015), many studies have found that inhomogeneous mixing dominates, particularly at cloud top (Pawlowska et al., 2000; Gerber et al., 2005; Burnet and Brenguier, 2007; Yum et al., 2015). While inhomogeneous mixing



reduces the N_d , in extreme cases it does not result in a r_e change, so may not be detected by satellite. As such, some proportion of homogeneous mixing is required for E3b to generate a negative N_d -LWP relationship in satellite data. A discrepancy between satellite retrieved and in-situ N_d as a function of humidity or entrainment rate might be one indicator of this process. Further investigation into the mixing and behaviour of these retrievals at cloud top is necessary to establish the impact of E3b on the N_d retrievals and the N_d -LWP relationship.

An additional, unknown confounder (E4) is also a possible explanation for the results in Sec. 5. This effect would have to act on both N_d and LWP together – A process that only affects one would not generate the systematic bias required. Even if such an unknown, additional confounding process exists, the conclusion drawn from Sec. 5 would still hold – that the implied aerosol impact on LWP in Fig. 7 is likely too strong.

Although volcanic emissions (Fig. 5) and shiptracks are exogeneous sources of aerosol, the datasets linked to these sources are limited. They occur in relatively restricted locations on the globe and there are a small number of the high N_d retrievals required to populate the N_d -LWP histogram (Fig.6). While the shiptrack dataset is concentrated in stratocumulus region (Christensen et al., 2014), it is still possible that the effect on shallow cumulus clouds could be large enough to overcome the relatively small CF in this regime which has previously been shown to restrict the contribution of shallow cumulus clouds to the RFac (Gryspeerd and Stier, 2012). Given the importance of the N_d to this work, an improved understanding of the behaviour of the N_d retrieval through a comparison with in-situ data is particularly important. Future studies are planned to expand this dataset of exogeneous aerosol perturbations in marine clouds such that a more representative global study of this type can be performed. Process-resolving simulations of these cases and a comparison to the global results are necessary to fully understand the behaviour of the satellite retrievals and how accurately they can represent the aerosol- N_d -LWP system to better constrain the aerosol impact on LWP.

8 Conclusions

Along with liquid cloud fraction (CF) and droplet number concentration (N_d), the liquid water path (LWP) has a large impact on the albedo of a scene containing liquid clouds. However, due to the nature of the N_d -LWP relationship and the retrievals of these properties, global constraints of the aerosol impact on LWP and the corresponding radiative impact have been difficult to determine. Several possible mechanisms for generating a relationship between N_d and LWP are described in Sec. 2.

This work has demonstrated that although there is a clear relationship between the satellite-retrieved N_d and LWP, this relationship is highly non-linear. At low N_d values (where precipitation is expected), there is an increase in LWP with increasing N_d consistent with an aerosol suppression of precipitation (E1a). At high N_d , the LWP decreases with increasing N_d , an effect which has been previously suggested to be due to the droplet size impact on entrainment (E1b/c, Fig.2). This non-linearity of the N_d -LWP relationship restricts the ability of linear regressions to characterising the relationship. The reduction in LWP with increasing N_d is only slightly stronger when using MODIS LWP compared to the in-cloud LWP from AMSR-E, suggesting that although correlated errors in the MODIS LWP and N_d can play a role (E2), they do not dominate the magnitude of the N_d -LWP relationship.



By clustering the N_d -LWP joint histograms, it is shown that the primary variation in the histograms comes from variations in the LWP behaviour at high N_d (Fig. 3). In the subtropical subsidence regions, there is a clear LWP reduction with increasing N_d , whilst in other regions, LWP remains constant or even increases with LWP even at high N_d . The global relationship is dominated by the subtropical relationship due to the high liquid CF in these regions, but the regional variations in the N_d -LWP relationship make it difficult to use the results from one region to constrain others.

Part of this variability come from regional differences in meteorological conditions. Significant variations in the N_d -LWP relationship are found with variations in RH_{750} and LTS (Fig. 4). As with the global relationships, linear regressions have difficulty fully characterising these relationships. As noted by Chen et al. (2014) and Michibata et al. (2016), cloud top relative humidity plays an important role in determining the strength of the relationship, with a more weakly negative N_d -LWP relationship in humid regions.

However, results from natural experiments created by volcanic outgassing and shipping suggest that the negative N_d -LWP relationship is likely overestimated. In situations where the strong aerosol variability is the leading control on N_d variations, the impact of feedbacks (E3) or additional confounders (E4) on the N_d -LWP relationship is significantly reduced. This suggests that the weaker N_d -LWP relationship observed in response to ship and volcanic aerosol perturbations better represents the impact of aerosols (E1) than the strong relationship observed at a global scale (Sec. 4), bringing the observations into better agreement with LES simulations Ackerman et al. (2004); Bretherton et al. (2007); Xue et al. (2008).

The observed N_d -LWP relationship suggests that LWP adjustments could offset up to 60% of the RF_{aci} /Twomey effect (Fig. 7), as a positive radiative forcing. This represents an upper bound on the positive radiative forcing expected from a LWP reduction, as the results from natural experiments suggest that the LWP response is likely weaker than this (Figs. 5, 6). Further work is required to bound the LWP response, but these results suggest that the overall ER_{faci} is likely to be negative, supported by previous studies that have found a complete offset of the RF_{aci} is unlikely (Chen et al., 2014).

Although it has been demonstrated in this work that the N_d -LWP relationship has a substantial impact on the ER_{faci} , it is clear that significant uncertainties remain. The satellite retrieved N_d -LWP relationship has several features that are similar to the relationship predicted by high resolution models (Ackerman et al., 2004; Sato et al., 2018), but it is not clear the extent to which these relationships represent the causal relationship and so can be used to constrain aerosol-cloud interactions. A wider study of the effect of aerosols on LWP due to exogenous aerosol perturbations in a variety of cloud regimes would provide one avenue for progress, as would finding a suitable mediating variable within the N_d -LWP relationship.

Appendix A: Expected sensitivities

If the LWP and N_d are calculated from MODIS data using the adiabatic assumption (Wood, 2006; Quaas et al., 2006), they take the form



$$N_d = 1.67 \times 10^{-8} c(T) f_{ad} \tau_c^{\frac{1}{2}} r_e^{-\frac{5}{2}} \quad (\text{A1})$$

$$L = \frac{5}{9} f_{ad} r_e \tau_c \quad (\text{A2})$$

$$(\text{A3})$$

- 5 where $0 < f_{ad} \leq 1$ is the adiabatic factor ($f_{ad}=1$ is completely adiabatic) and $c(T)$ is the temperature correction to the condensation rate from Gryspeerdt et al. (2016). The linear sensitivity $\frac{d \ln L}{d \ln N_d}$ expected from r_e variations, assuming a constant τ_c is then

$$\left. \frac{dL}{dN_d} \right|_{\tau_c} = \left. \frac{\partial L}{\partial r_e} \right|_{\tau_c} \left. \frac{\partial r_e}{\partial N_d} \right|_{\tau_c} \quad (\text{A4})$$

$$10 \quad \left. \frac{dN_d}{dr_e} \right|_{\tau_c} = -\frac{5}{2} \frac{N_d}{r_e} \quad (\text{A5})$$

$$\left. \frac{dL}{dN_d} \right|_{\tau_c} = \frac{L}{r_e} \times -\frac{2}{5} \frac{r_e}{N_d} \quad (\text{A6})$$

$$\left. \frac{d \ln L}{d \ln N_d} \right|_{\tau_c} = -\frac{2}{5} \quad (\text{A7})$$

By similar logic, the sensitivity expected at a constant r_e from variations in τ_c is

$$15 \quad \left. \frac{d \ln L}{d \ln N_d} \right|_{r_e} = 2 \quad (\text{A8})$$

Note that the cause of these variations is not specified. A variation in r_e due to retrieval errors or N_d variations would produce the same effect. As both the LWP and N_d relate to the adiabatic factor in the same way as the optical depth, the expected sensitivity from adiabatic factor variation is also 2.

- Acknowledgements.* The MODIS data are from the NASA Goddard Space Flight Center. This work was supported by funding from the European Research Council under the European Union's Seventh Framework Programme (FP7/2007-2013) / ERC grant agreement no. FP7-306284 (QUAERERE). EG is supported by an Imperial College London Junior Research Fellowship. TG received funding from the European Union Horizon 2020 research and innovation program under the Marie Skłodowska-Curie grant agreement 703880.



References

- Ackerman, A. S., Toon, O. B., Taylor, J. P., Johnson, D. W., Hobbs, P. V., and Ferek, R. J.: Effects of Aerosols on Cloud Albedo: Evaluation of Twomey's Parameterization of Cloud Susceptibility Using Measurements of Ship Tracks, *J. Atmos. Sci.*, *57*, 2684–2695, [https://doi.org/10.1175/1520-0469\(2000\)057<2684:EOAOCA>2.0.CO;2](https://doi.org/10.1175/1520-0469(2000)057<2684:EOAOCA>2.0.CO;2), 2000.
- 5 Ackerman, A. S., Kirkpatrick, M. P., Stevens, D. E., and Toon, O. B.: The impact of humidity above stratiform clouds on indirect aerosol climate forcing, *Nature*, *432*, 1014, <https://doi.org/10.1038/nature03174>, 2004.
- Albrecht, B.: Aerosols, Cloud Microphysics, and Fractional Cloudiness, *Science*, *245*, 1227–1230, <https://doi.org/10.1126/science.245.4923.1227>, 1989.
- Anderberg, M.: Cluster Analysis for Applications, Elsevier, New York, 1973.
- 10 Andersen, H., Cermak, J., Fuchs, J., Knutti, R., and Lohmann, U.: Understanding the drivers of marine liquid-water cloud occurrence and properties with global observations using neural networks, *Atmos. Chem. Phys.*, *17*, 9535–9546, <https://doi.org/10.5194/acp-17-9535-2017>, 2017.
- Baker, M. B., Corbin, R. G., and Latham, J.: The influence of entrainment on the evolution of cloud droplet spectra: I. A model of inhomogeneous mixing, *Q J R Met Soc*, *106*, 581–598, <https://doi.org/10.1002/qj.49710644914>, 1980.
- 15 Bellouin, N., Mann, G. W., Woodhouse, M. T., Johnson, C., Carslaw, K. S., and Dalvi, M.: Impact of the modal aerosol scheme GLOMAP-mode on aerosol forcing in the Hadley Centre Global Environmental Model, *Atmos. Chem. Phys.*, *13*, 3027–3044, <https://doi.org/10.5194/acp-13-3027-2013>, 2013.
- Bellouin, N. et al.: Aerosol radiative forcing: A review, *Rev. Geophys.*, in prep.
- Bender, F. A.-M., Frey, L., McCoy, D. T., Grosvenor, D. P., and Mohrmann, J. K.: Assessment of aerosol-cloud-radiation correlations in satellite observations, climate models and reanalysis, *Climate Dyn.*, <https://doi.org/10.1007/s00382-018-4384-z>, 2018.
- Bennartz, R. and Rausch, J.: Global and regional estimates of warm cloud droplet number concentration based on 13 years of AQUA-MODIS observations, *Atmos. Chem. Phys.*, *17*, 9815–9836, <https://doi.org/10.5194/acp-17-9815-2017>, 2017.
- Boucher, O., Randall, D., Artaxo, P., Bretherton, C., Feingold, G., Forster, P., Kerminen, V.-M., Kondo, Y., Liao, H., Lohmann, U., Rasch, P., Satheesh, S., Sherwood, S., Stevens, B., and Zhang, X.: Clouds and Aerosols, book section 7, p. 571–658, Cambridge University Press, Cambridge, United Kingdom and New York, NY, USA, <https://doi.org/10.1017/CBO9781107415324.016>, www.climatechange2013.org, 2013.
- 25 Brenguier, J.-L., Pawlowska, H., Schüller, L., Preusker, R., Fischer, J., and Fouquart, Y.: Radiative Properties of Boundary Layer Clouds: Droplet Effective Radius versus Number Concentration, *J. Atmos. Sci.*, *57*, 803–821, [https://doi.org/10.1175/1520-0469\(2000\)057<0803:RPOBLC>2.0.CO;2](https://doi.org/10.1175/1520-0469(2000)057<0803:RPOBLC>2.0.CO;2), 2000.
- 30 Breon, F.-M. and Doutriaux-Boucher, M.: A comparison of cloud droplet radii measured from space, *IEEE Trans Geosci Rem Sens*, *43*, 1796–1805, <https://doi.org/10.1109/TGRS.2005.852838>, 2005.
- Bretherton, C. S., Blossey, P. N., and Uchida, J.: Cloud droplet sedimentation, entrainment efficiency, and subtropical stratocumulus albedo, *Geophys. Res. Lett.*, *34*, <https://doi.org/10.1029/2006GL027648>, 2007.
- Burnet, F. and Brenguier, J.-L.: Observational Study of the Entrainment-Mixing Process in Warm Convective Clouds, *J Atmos Sci*, *64*, 1995–2011, <https://doi.org/10.1175/JAS3928.1>, 2007.
- Chand, D., Wood, R., Ghan, S. J., Wang, M., Ovchinnikov, M., Rasch, P. J., Miller, S., Schichtel, B., and Moore, T.: Aerosol optical depth increase in partly cloudy conditions, *J. Geophys. Res.*, *117*, D17207, <https://doi.org/10.1029/2012JD017894>, 2012.



- Chen, Y.-C., Christensen, M. W., Xue, L., Sorooshian, A., Stephens, G. L., Rasmussen, R. M., and Seinfeld, J. H.: Occurrence of lower cloud albedo in ship tracks, *Atmos. Chem. Phys.*, 12, 8223–8235, <https://doi.org/10.5194/acp-12-8223-2012>, 2012.
- Chen, Y.-C., Christensen, M. W., Stephens, G. L., and Seinfeld, J. H.: Satellite-based estimate of global aerosol–cloud radiative forcing by marine warm clouds, *Nature Geoscience*, <https://doi.org/10.1038/NGEO2214>, 2014.
- 5 Chi, J. T., Chi, E. C., and Baraniuk, R. G.: k-POD: A Method for k-Means Clustering of Missing Data, *The American Statistician*, 70, 91–99, <https://doi.org/10.1080/00031305.2015.1086685>, 2016.
- Christensen, M. W. and Stephens, G. L.: Microphysical and macrophysical responses of marine stratocumulus polluted by underlying ships: Evidence of cloud deepening, *J. Geophys. Res.*, 116, D03 201, <https://doi.org/10.1029/2010JD014638>, 2011.
- Christensen, M. W., Suzuki, K., Zambri, B., and Stephens, G. L.: Ship track observations of a reduced shortwave aerosol indirect effect in
10 mixed-phase clouds, *Geophys. Res. Lett.*, 41, 6970–6977, <https://doi.org/10.1002/2014GL061320>, 2014.
- Christensen, M. W., Chen, Y.-C., and Stephens, G. L.: Aerosol Indirect Effect Dictated by Liquid Clouds, *J. Geophys. Res.*, <https://doi.org/10.1002/2016JD025245>, 2016.
- Christensen, M. W., Neubauer, D., Poulsen, C. A., Thomas, G. E., McGarragh, G. R., Povey, A. C., Proud, S. R., and Grainger, R. G.:
15 Unveiling aerosol-cloud interactions - Part 1: Cloud contamination in satellite products enhances the aerosol indirect forcing estimate, *Atmos Chem Phys*, 17, 13 151–13 164, <https://doi.org/10.5194/acp-17-13151-2017>, 2017.
- Eastman, R. and Wood, R.: Factors Controlling Low-Cloud Evolution over the Eastern Subtropical Oceans: A Lagrangian Perspective Using the A-Train Satellites, *J Atmos Sci*, 73, 331–351, <https://doi.org/10.1175/JAS-D-15-0193.1>, 2016.
- Engström, A., Bender, F. A.-M., Charlson, R. J., and Wood, R.: Geographically coherent patterns of albedo enhancement and suppression associated with aerosol sources and sinks, *Tellus B*, 67, 26 442, <https://doi.org/10.3402/tellusb.v67.26442>, 2015.
- 20 Gassó, S.: Satellite observations of the impact of weak volcanic activity on marine clouds, *J. Geophys. Res.*, 113, D14S19, <https://doi.org/10.1029/2007JD009106>, 2008.
- Gerber, H., Frick, G., Malinowski, S. P., Brenguier, J.-L., and Burnet, F.: Holes and Entrainment in Stratocumulus, *J Atmos Sci*, 62, 443–459, <https://doi.org/10.1175/JAS-3399.1>, 2005.
- Goren, T. and Rosenfeld, D.: Decomposing aerosol cloud radiative effects into cloud cover, liquid water path and Twomey components in
25 marine stratocumulus, *Atmos. Res.*, 138, 378–393, <https://doi.org/10.1016/j.atmosres.2013.12.008>, 2014.
- Grandey, B. S., Stier, P., and Wagner, T. M.: Investigating relationships between aerosol optical depth and cloud fraction using satellite, aerosol reanalysis and general circulation model data, *Atmos. Chem. Phys.*, 13, 3177–3184, <https://doi.org/10.5194/acp-13-3177-2013>, 2013.
- Grosvenor, D. P. and Wood, R.: The effect of solar zenith angle on MODIS cloud optical and microphysical retrievals within marine liquid
30 water clouds, *Atmos. Chem. and Phys.*, 14, 7291–7321, <https://doi.org/10.5194/acp-14-7291-2014>, 2014.
- Grosvenor, D. P., Field, P. R., Hill, A. A., and Shipway, B. J.: The relative importance of macrophysical and cloud albedo changes for aerosol-induced radiative effects in closed-cell stratocumulus: insight from the modelling of a case study, *Atmos Chem Phys*, 17, 5155–5183, <https://doi.org/10.5194/acp-17-5155-2017>, 2017.
- Grosvenor, D. P., Sourdeval, O., Zuidema, P., Ackerman, A., Alexandrov, M. D., Bennartz, R., Boers, R., Cairns, B., Chiu, J. C., Christensen, M., Deneke, H., Diamond, M., Feingold, G., Fridlind, A., Hünerbein, A., Knist, C., Kollias, P., Marshak, A., McCoy, D., Merk, D., Painemal, D., Rausch, J., Rosenfeld, D., Russchenberg, H., Seifert, P., Sinclair, K., Stier, P., van Diedenhoven, B., Wendisch, M., Werner, F., Wood, R., Zhang, Z., and Quaas, J.: Remote Sensing of Droplet Number Concentration in Warm Clouds: A Review of the Current State of Knowledge and Perspectives, *Rev. Geophys.*, <https://doi.org/10.1029/2017RG000593>, 2018.



- Gryspeerdt, E. and Stier, P.: Regime-based analysis of aerosol-cloud interactions, *Geophys. Res. Lett.*, 39, L21802, <https://doi.org/10.1029/2012GL053221>, 2012.
- Gryspeerdt, E., Stier, P., and Grandey, B.: Cloud fraction mediates the aerosol optical depth - cloud top height relationship, *Geophys. Res. Lett.*, 41, <https://doi.org/10.1002/2014GL059524>, 2014a.
- 5 Gryspeerdt, E., Stier, P., and Partridge, D. G.: Satellite observations of cloud regime development: the role of aerosol processes, *Atmos. Chem. Phys.*, 14, 1141–1158, <https://doi.org/10.5194/acp-14-1141-2014>, 2014b.
- Gryspeerdt, E., Quaas, J., and Bellouin, N.: Constraining the aerosol influence on cloud fraction, *J. Geophys. Res.*, 121, 3566–3583, <https://doi.org/10.1002/2015JD023744>, 2016.
- Gryspeerdt, E., Quaas, J., Ferrachat, S., Gettelman, A., Ghan, S., Lohmann, U., Morrison, H., Neubauer, D., Partridge, D. G., Stier, P.,
10 Takemura, T., Wang, H., Wang, M., and Zhang, K.: Constraining the instantaneous aerosol influence on cloud albedo, *Proc. Nat. Acad. Sci. USA*, 114, 4899–4904, <https://doi.org/10.1073/pnas.1617765114>, 2017.
- Han, Q., Rossow, W. B., Zeng, J., and Welch, R.: Three Different Behaviors of Liquid Water Path of Water Clouds Aerosol–Cloud Interactions, *J. Atmos. Sci.*, 59, 726–735, [https://doi.org/10.1175/1520-0469\(2002\)059<0726:TDBOLW>2.0.CO;2](https://doi.org/10.1175/1520-0469(2002)059<0726:TDBOLW>2.0.CO;2), 2002.
- Heyn, I., Block, K., Mülmenstädt, J., Gryspeerdt, E., Kühne, P., and Quaas, J.: Assessment of simulated aerosol effective radiative forcings
15 in the terrestrial spectrum, *Geophys. Res. Lett.*, <https://doi.org/10.1002/2016GL071975>, 2017.
- Jiang, H., Xue, H., Teller, A., Feingold, G., and Levin, Z.: Aerosol effects on the lifetime of shallow cumulus, *Geophys. Res. Lett.*, 33, L14 806, <https://doi.org/10.1029/2006GL026024>, 2006.
- Jones, E., Oliphant, T., Peterson, P., et al.: SciPy: Open source scientific tools for Python, <http://www.scipy.org/>, 2001.
- Kaufman, Y., Koren, I., Remer, L., Rosenfeld, D., and Rudich, Y.: The effect of smoke, dust, and pollution aerosol on shallow cloud devel-
20 opment over the Atlantic Ocean, *P Natl. A. Sci.*, 102, 11 207, <https://doi.org/10.1073/pnas.0505191102>, 2005.
- Koren, I., Kaufman, Y., Rosenfeld, D., Remer, L., and Rudich, Y.: Aerosol invigoration and restructuring of Atlantic convective clouds, *Geophys. Res. Lett.*, 32, L14 828, <https://doi.org/10.1029/2005GL023187>, 2005.
- Lebsock, M. and Su, H.: Application of active spaceborne remote sensing for understanding biases between passive cloud water path retrievals, *J. Geophys. Res.*, 119, 8962–8979, <https://doi.org/10.1002/2014JD021568>, 2014.
- 25 Lebsock, M., Stephens, G., and Kummerow, C.: Multisensor satellite observations of aerosol effects on warm clouds, *J. Geophys. Res.*, 113, D15 205, <https://doi.org/10.1029/2008JD009876>, 2008.
- Malavelle, F. F., Haywood, J. M., Jones, A., Gettelman, A., Clarisse, L., Bauduin, S., Allan, R. P., Karset, I. H. H., Kristjánsson, J. E., Oreopoulos, L., Cho, N., Lee, D., Bellouin, N., Boucher, O., Grosvenor, D. P., Carslaw, K. S., Dhomse, S., Mann, G. W., Schmidt, A., Coe, H., Hartley, M. E., Dalvi, M., Hill, A. A., Johnson, B. T., Johnson, C. E., Knight, J. R., O'Connor, F. M., Partridge, D. G., Stier, P.,
30 Myhre, G., Platnick, S., Stephens, G. L., Takahashi, H., and Thordarson, T.: Strong constraints on aerosol-cloud interactions from volcanic eruptions, *Nature*, 546, 485–491, <https://doi.org/10.1038/nature22974>, 2017.
- McCoy, D. T., Bender, F. A.-M., Mohrmann, J. K. C., Hartmann, D. L., Wood, R., and Grosvenor, D. P.: The global aerosol-cloud first indirect effect estimated using MODIS, MERRA, and AeroCom, *J. Geophys Res.*, 122, 1779–1796, <https://doi.org/10.1002/2016JD026141>, 2017.
- McCoy, D. T., Field, P. R., Schmidt, A., Grosvenor, D. P., Bender, F. A.-M., Shipway, B. J., Hill, A. A., Wilkinson, J. M., and Elsaesser, G. S.: Aerosol midlatitude cyclone indirect effects in observations and high-resolution simulations, *Atmos. Chem. Phys.*, 18, 5821–5846, <https://doi.org/10.5194/acp-18-5821-2018>, 2018.
- Merk, D., Deneke, H., Pospichal, B., and Seifert, P.: Investigation of the adiabatic assumption for estimating cloud micro- and macrophysical properties from satellite and ground, *Atmos. Chem. Phys.*, 15, 5129–5173, <https://doi.org/10.5194/acpd-15-5129-2015>, 2015.



- Michibata, T., Suzuki, K., Sato, Y., and Takemura, T.: The source of discrepancies in aerosol-cloud-precipitation interactions between GCM and A-Train retrievals, *Atmospheric Chemistry and Physics*, 16, 15 413–15 424, <https://doi.org/10.5194/acp-16-15413-2016>, 2016.
- Mülmenstädt, J., Sourdeval, O., Delanoë, J., and Quaas, J.: Frequency of occurrence of rain from liquid-, mixed-, and ice-phase clouds derived from A-Train satellite retrievals, *Geophys. Res. Lett.*, 42, 6502–6509, <https://doi.org/10.1002/2015GL064604>, 2015.
- 5 Nakajima, T., Higurashi, A., Kawamoto, K., and Penner, J.: A possible correlation between satellite-derived cloud and aerosol microphysical parameters, *Geophys. Res. Lett.*, 28, 1171–1174, <https://doi.org/10.1029/2000GL012186>, 2001.
- Neubauer, D., Christensen, M. W., Poulsen, C. A., and Lohmann, U.: Unveiling aerosol–cloud interactions – Part 2: Minimising the effects of aerosol swelling and wet scavenging in ECHAM6-HAM2 for comparison to satellite data, *Atmospheric Chemistry and Physics*, 17, 13 165–13 185, <https://doi.org/10.5194/acp-17-13165-2017>, 2017.
- 10 Noone, K. J., Johnson, D. W., Taylor, J. P., Ferek, R. J., Garrett, T., Hobbs, P. V., Durkee, P. A., Nielsen, K., Öström, E., O’Dowd, C., Smith, M. H., Russell, L. M., Flagan, R. C., Seinfeld, J. H., de, B. L., van, G. R. E., Hudson, J. G., Brooks, I., Gasparovic, R. F., and Pockalny, R. A.: A Case Study of Ship Track Formation in a Polluted Marine Boundary Layer., *J. Atmos. Sci.*, 57, 2748, [https://doi.org/10.1175/1520-0469\(2000\)057<2748:ACSOST>2.0.CO;2](https://doi.org/10.1175/1520-0469(2000)057<2748:ACSOST>2.0.CO;2), 2000.
- Oreopoulos, L., Cho, N., Lee, D., Kato, S., and Huffman, G. J.: An examination of the nature of global MODIS cloud regimes, *J. Geophys. Res.*, 119, 8362–8383, <https://doi.org/10.1002/2013JD021409>, 2014.
- 15 Painemal, D. and Zuidema, P.: Assessment of MODIS cloud effective radius and optical thickness retrievals over the Southeast Pacific with VOCALS-REX in situ measurements, *Journal of Geophysical Research*, 116, D24 206, <https://doi.org/10.1029/2011JD016155>, 2011.
- Pawlowska, H., Brenguier, J., and Burnet, F.: Microphysical properties of stratocumulus clouds, *Atm Res*, 55, 15–33, [https://doi.org/10.1016/S0169-8095\(00\)00054-5](https://doi.org/10.1016/S0169-8095(00)00054-5), 2000.
- 20 Pearl, J.: A Probabilistic Calculus of Actions, in: *Uncertainty in Artificial Intelligence 10*, edited by Lopez de Mantaras, R. and Poole, D., pp. 454–462, Morgan Kaufmann, San Mateo, CA, <https://doi.org/10.1016/B978-1-55860-332-5.50062-6>, 1994.
- Pincus, R. and Baker, M.: Effect of precipitation on the albedo susceptibility of clouds in the marine boundary layer, *Nature*, 372, 250–252, 1994.
- Quaas, J., Boucher, O., and Lohmann, U.: Constraining the total aerosol indirect effect in the LMDZ and ECHAM4 GCMs using MODIS satellite data, *Atmos. Chem. Phys.*, 6, 947, <https://doi.org/10.5194/acp-6-947-2006>, 2006.
- 25 Quaas, J., Boucher, O., Bellouin, N., and Kinne, S.: Satellite-based estimate of the direct and indirect aerosol climate forcing, *J. Geophys. Res.*, 113, D05 204, <https://doi.org/10.1029/2007JD008962>, 2008.
- Quaas, J., Ming, Y., Menon, S., Takemura, T., Wang, M., Penner, J., Gettelman, A., Lohmann, U., Bellouin, N., Boucher, O., Sayer, A., Thomas, G., McComiskey, A., Feingold, G., Hoose, C., Kristjánsson, J., Liu, X., Balkanski, Y., Donner, L., Ginoux, P., Stier, P., Grandey, B., Feichter, J., Sednev, I., Bauer, S., Koch, D., Grainger, R., Kirkevåg, A., Iversen, T., Seland, Ø., Easter, R., Ghan, S., Rasch, P., Morrison, H., Lamarque, J.-F., Iacono, M., Kinne, S., and Schulz, M.: Aerosol indirect effects - general circulation model intercomparison and evaluation with satellite data, *Atmos. Chem. Phys.*, 9, 8697–8717, <https://doi.org/10.5194/acp-9-8697-2009>, 2009.
- 30 Quaas, J., Stevens, B., Stier, P., and Lohmann, U.: Interpreting the cloud cover - aerosol optical depth relationship found in satellite data using a general circulation model, *Atmos. Chem. Phys.*, 10, 6129–6135, <https://doi.org/10.5194/acp-10-6129-2010>, 2010.
- Sato, Y., Goto, D., Michibata, T., Suzuki, K., Takemura, T., Tomita, H., and Nakajima, T.: Aerosol effects on cloud water amounts were successfully simulated by a global cloud-system resolving model, *Nat. Comm.*, 9, <https://doi.org/10.1038/s41467-018-03379-6>, 2018.
- Seifert, A., Heus, T., Pincus, R., and Stevens, B.: Large-eddy simulation of the transient and near-equilibrium behavior of precipitating shallow convection, *J. Adv. Mod. Earth Sys.*, <https://doi.org/10.1002/2015MS000489>, 2015.



- Sekiguchi, M., Nakajima, T., Suzuki, K., Kawamoto, K., Higurashi, A., Rosenfeld, D., Sano, I., and Mukai, S.: A study of the direct and indirect effects of aerosols using global satellite data sets of aerosol and cloud parameters, *J. Geophys. Res.*, 108, 4699, <https://doi.org/10.1029/2002JD003359>, 2003.
- Small, J. D., Chuang, P. Y., Feingold, G., and Jiang, H.: Can aerosol decrease cloud lifetime?, *Geophys. Res. Lett.*, 36, <https://doi.org/10.1029/2009GL038888>, 2009.
- Sourdeval, O., C.-Labonnote, L., Baran, A. J., Mülmenstädt, J., and Brogniez, G.: A methodology for simultaneous retrieval of ice and liquid water cloud properties. Part 2: Near-global retrievals and evaluation against A-Train products, *Q. J. Roy. Meteor. Soc.*, 142, 3063–3081, <https://doi.org/10.1002/qj.2889>, 2016.
- Stevens, B., Fiedler, S., Kinne, S., Peters, K., Rast, S., Müsse, J., Smith, S. J., and Mauritsen, T.: MACv2-SP: a parameterization of anthropogenic aerosol optical properties and an associated Twomey effect for use in CMIP6, *Geoscientific Model Development*, 10, 433–452, <https://doi.org/10.5194/gmd-10-433-2017>, 2017.
- Stevens, B., Fiedler, S., Kinne, S., Peters, K., Rast, S., Müsse, J., Smith, S. J., and Mauritsen, T.: MACv2-SP: a parameterization of anthropogenic aerosol optical properties and an associated Twomey effect for use in CMIP6, *GeoSci. Model. Devel.*, pp. 433–452, <https://doi.org/10.5194/gmd-10-433-2017>, 2017.
- Suzuki, K., Stephens, G. L., and Lebsock, M. D.: Aerosol effect on the warm rain formation process: Satellite observations and modeling, *J Geophys Res*, 118, 170–184, <https://doi.org/10.1002/jgrd.50043>, 2013.
- Toll, V., Christensen, M., Gassó, S., and Bellouin, N.: Volcano and Ship Tracks Indicate Excessive Aerosol-Induced Cloud Water Increases in a Climate Model, *Geophys. Res. Lett.*, 44, 12,492–12,500, <https://doi.org/10.1002/2017GL075280>, 2017.
- Twomey, S.: Pollution and the Planetary Albedo, *Atm. Env.*, 8, 1251–1256, [https://doi.org/10.1016/0004-6981\(74\)90004-3](https://doi.org/10.1016/0004-6981(74)90004-3), 1974.
- Várnai, T. and Marshak, A.: MODIS observations of enhanced clear sky reflectance near clouds, *Geophys. Res. Lett.*, 36, L06 807, <https://doi.org/10.1029/2008GL037089>, 2009.
- Wang, M., Ghan, S., Liu, X., L yer, T. S., Zhang, K., Morrison, H., Ovchinnikov, M., Easter, R., Marchand, R., Chand, D., Qian, Y., and Penner, J. E.: Constraining cloud lifetime effects of aerosols using A-Train satellite observations, *Geophysical Research Letters*, 39, 15 709, <https://doi.org/10.1029/2012GL052204>, 2012.
- Wang, S., Wang, Q., and Feingold, G.: Turbulence, Condensation, and Liquid Water Transport in Numerically Simulated Nonprecipitating Stratocumulus Clouds, *J. Atmos. Sci.*, 60, 262–278, [https://doi.org/10.1175/1520-0469\(2003\)060<0262:TCALWT>2.0.CO;2](https://doi.org/10.1175/1520-0469(2003)060<0262:TCALWT>2.0.CO;2), 2003.
- Warner, J.: The Microstructure of Cumulus Cloud: Part IV. The Effect on the Droplet Spectrum of Mixing Between Cloud and Environment, *J Atmos Sci*, 30, 256–261, [https://doi.org/10.1175/1520-0469\(1973\)030<0256:TMOCCP>2.0.CO;2](https://doi.org/10.1175/1520-0469(1973)030<0256:TMOCCP>2.0.CO;2), 1973.
- Wentz, F. J. and Meissner, T.: AMSR-E/Aqua L2B Global Swath Ocean Products derived from Wentz Algorithm, Version 6, NASA National Snow and Ice Data Center Distributed Active Archive Center, accessed: 17th Feb 2018, https://doi.org/10.5067/AMSR-E/AE_OCEAN.002, 2004.
- Wielicki, B. A., Barkstrom, B. R., Harrison, E. F., Lee, R. B., Louis Smith, G., and Cooper, J. E.: Clouds and the Earth's Radiant Energy System (CERES): An Earth Observing System Experiment, *Bull. Am. Met. Soc.*, 77, 853–868, [https://doi.org/10.1175/1520-0477\(1996\)077<0853:CATERE>2.0.CO;2](https://doi.org/10.1175/1520-0477(1996)077<0853:CATERE>2.0.CO;2), 1996.
- Wood, R.: Relationships between optical depth, liquid water path, droplet concentration, and effective radius in adiabatic layer cloud, http://www.atmos.washington.edu/robwood/papers/chilean_plume/optical_depth_relations.pdf, 2006.
- Xue, H. and Feingold, G.: Large-Eddy Simulations of Trade Wind Cumuli: Investigation of Aerosol Indirect Effects., *J. Atmos. Sci.*, 63, 1605–1622, <https://doi.org/10.1175/JAS3706.1>, 2006.



- Xue, H., Feingold, G., and Stevens, B.: Aerosol Effects on Clouds, Precipitation, and the Organization of Shallow Cumulus Convection, *J. Atmos. Sci.*, 65, 392–406, <https://doi.org/10.1175/2007JAS2428.1>, 2008.
- Yuan, T., Remer, L. A., Pickering, K. E., and Yu, H.: Observational evidence of aerosol enhancement of lightning activity and convective invigoration, *Geophys. Res. Lett.*, 38, L04 701, <https://doi.org/10.1029/2010GL046052>, 2011.
- 5 Yum, S. S., Wang, J., Liu, Y., Senum, G., Springston, S., McGraw, R., and Yeom, J. M.: Cloud microphysical relationships and their implication on entrainment and mixing mechanism for the stratocumulus clouds measured during the VOCALS project, *J Geophys Res.*, 120, 5047–5069, <https://doi.org/10.1002/2014JD022802>, 2015.
- Zelinka, M. D., Andrews, T., Forster, P. M., and Taylor, K. E.: Quantifying components of aerosol-cloud-radiation interactions in climate models, *J. Geophys. Res.*, 119, 7599–7615, <https://doi.org/10.1002/2014JD021710>, 2014.
- 10 Zhang, Z. and Platnick, S.: An assessment of differences between cloud effective particle radius retrievals for marine water clouds from three MODIS spectral bands, *J. Geophys. Res.*, 116, 20 215, <https://doi.org/10.1029/2011JD016216>, 2011.