

Author Final Response

Ms. Ref. No.: acp-2018-612

Title: “Atmospheric new particle formation in China”

We appreciate the comments from the reviewers on this manuscript. We have answered them in the following paragraphs (the text in italics is the reviewer comments, followed by our response) point by point. The line numbers in the response are from the revised manuscript.

Response for Reviewer #1

This manuscript summarizes the atmospheric new particle formation (NPF) studies in China currently available in the literature, which represents a major effort in advancing our understanding on NPF in China. A number of NPF parameters, including frequency, formation rate, and growth rate, have been compared across the country. In addition, NPF under a heavily polluted atmosphere is discussed. From this perspective, this manuscript should be published in Atmos. Chem. Phys. On the other hand, this reviewer believes that the authors should be more critical and try to rationalize NPF features in China according to the latest research findings. Below are the detailed comments.

1. The authors provide an excellent summarization of NPF papers in the literature, but it is not a critical review. The senior authors are the leading figures in current NPF research, and I believe, they are perfectly aware of the drawbacks of some of the research that have been conducted, as they have acknowledged in the manuscript. For example, NPF measurements with a 10 nm detection limit may overestimate the NPF frequency, because the growth of the automobile emission of sub-10 nm particles may look like a NPF event. I fully understand that it is premature to judge an ambient observation, but there are potentially two strategies for this issue. The authors can only include journal publications that are mostly related to the topic, but looks to me that this is not what the authors want to do according to the current format of the manuscript. On the other hand, the authors can at least state the latest findings/conclusions, caution the readers, and ask the readers to be selective and look into the references. Also, my impression after reading the current manuscript is that there are many, many possibilities in the observed events. Can the authors help to rule out some, which is the value of a critical review?

Response: Thanks for the reviewer’s comments. We went through the whole manuscript and reorganized the summary of results of some references. Some critical comments and latest findings/conclusions were added. Some examples of these revisions are listed here:

Page 4, lines 17-19: “The relative short-period observations may not represent varying atmospheric conditions, and therefore, the applicability of these observation results may be limited to specific conditions.”

Page 5 line 26- page 6 line 12: “A challenge that exists for identifying NPF is the interference of primarily emitted particles from local combustion sources near the observation site. For example, the formation and rapid growth of vehicular particles during the initial 1–2 s of exhaust cooling and dilution processes frequently lead to a nucleation mode at 10–20 nm (Vu et al., 2015; Lee et al., 2015). Spikes of particle number concentration associated with combustion emissions were observed in many NPF studies (Liu et al., 2014; Wang et al., 2014; Peng et al., 2017; Zhu et al., 2017), but these spikes usually had some different characteristics from those of the NPF events (Wang et al., 2014). The particle size (Hofman et al., 2016), the ratio of particle number concentrations in the nucleation mode particles to those of fine particles (Peng et al., 2017; Jung et al., 2013), the time of duration of NPF events (Zhu et al., 2017), and the correlation of the particle number concentration with other gaseous pollutants concentrations and meteorology conditions (Wang et al., 2014) were used to identify the contribution of primary emission in the burst of particle number concentration. However, there are still uncertainties in distinguishing the new-particle signal from the mixed signals of newly-formed particles and freshly-emitted particles from combustion, especially when NPF measurements were carried out with a particle size detection limit larger than 10 nm. There is a possibility that the growth of the vehicular emission of sub-10 nm particles may look like a NPF event and therefore overestimate the NPF frequency. A recently observation found a notable presence of traffic-originated nanocluster aerosol particles in the size range of 1.3–3.0 nm in urban air (Rönkkö et al., 2017), which might raise new questions about the sources of nanocluster aerosol particles in semi-urban roadside environments.”

Page 6 lines 21-22: “Shen et al. (2018) observed regional NPF in NCP with a horizontal extent larger than 500 km and found that large-scale regional NPF was favored by a fast transport of northwesterly air masses.”

Page 6 lines 29-31: “Despite different pollution conditions in different regions of China, there is a lack of long-term NPF observations, which limits our knowledge about the relationship between the level of air pollution and the occurrence of NPF.”

Page 7 lines 19-20: “However, higher SO₂ concentrations could increase the probability of occurrence of NPF events at a mountaintop site (Lv et al., 2018).”

Page 8 lines 2-6: “In spite of an increasing number of aerosol size distribution measurements in China, atmospheric NPF observations that cover the full annual cycle are still quite limited. Meanwhile, the main reason for the different NPF event frequencies in different seasons is still uncertain because many factors influencing NPF, such as the radiation intensity, temperature, relative humidity, wind properties, biogenic activity and anthropogenic emissions, tend to be changed simultaneously.”

Page 8 lines 20-24: “These results highlighted the complex relationship between air pollution and NPF. Many factors, including pre-existing aerosols, organic pollutants and SO₂, are connected each other due to their similar emission sources, so it is not easy to extract the influence of one factor on NPF. Furthermore, since environments are complex and diverse, some other factors, such as the concentration of OH radicals and topography, can also be important to NPF and therefor deserve further investigation in both field observations and controlled experiments.”

Page 8 lines 29-page 9 line 1: “Besides, the assumed coagulation sticking probability of 1 for molecular clusters with pre-existing particles in their collision and the unclear GR of sub-3 nm particles might result in errors in the derivation of FR (Kulmala et al., 2017)”

Page 9 lines 18-19: “although nucleation rates were rarely calculated using measurements of particles in the size range of 1-3 nm.”

Page 11 lines 16-19: “Yu et al. (2016) estimated that a high concentration of extremely low volatility organic compounds was the key factor leading to a maximum in GR for very small particles (1.4-3 nm) in urban Nanjing. Although the existence of local maxima in GR in the sub-3 nm size range is highly sensitive to uncertainties in particle size distributions, the results highlighted that detailed investigations for the mechanisms of the initial growth steps of atmospheric NPF are needed (Yu et al., 2016).”

2. Key publications are missing. Included are, but not limited to, measurements of amines by Lin WANG’s group at Fudan University, the ammonia network by Yuesi Wang’s group at Institute of Atmospheric Physics, and HOMs’ role in NPF by Aijun Ding’s group at Nanjing University.

Response: Thanks for the reminding. We have added these studies in the revised manuscript. Besides the publications listed by the reviewer, we also added some other measurements of ammonia by Zhaoyang Meng’s group, measurements of amines by Jun Zheng’s group, and simulation of amines by Fangqun Yu’s group. These work were added in Page 3 lines 4-5, Page 9, lines 27-30, and so on.

Some additional description of the observation results was also added together with the added publications:

Page 9 lines 27- Page 10 lines 4: “According to the national ammonia observation network, the overall average concentration of ammonia in China is much higher than the values observed in the U.S. The seasonal maximum NH_3 concentrations were observed in the summer and the most abundant concentrations of NH_3 were observed in the NCP region in China (Pan et al., 2018). Compare to NH_3 , the amine measurements are more sparse (Zheng et al., 2015; Yao et al., 2016), and direct information on amine emissions is currently not available but these emissions have to be estimated by assuming a fixed ratio or source-dependent ratios of amines to total ammonia emissions in China (Mao et al., 2018). Dai et al.(2017) proposed that plumes containing high concentrations of ammonia, amines or HOM produced from their observed VOCs led to strong local NPF events. The observations made at the SORPES station in YRD indicated that HOM played an essential role in the initial condensational growth of newly formed clusters (Huang et al., 2016; Ding et al., 2016; Qi et al., 2018).”

List of the added publications:

Meng, Z. Y., Lin, W. L., Jiang, X. M., Yan, P., Wang, Y., Zhang, Y. M., Jia, X. F., and Yu, X. L.: Characteristics of atmospheric ammonia over Beijing, China, *Atmos. Chem. Phys.*, 11, 6139-6151, 10.5194/acp-11-6139-2011, 2011.

Pan, Y. P., Wang, Y. S., Tang, G. Q., and Wu, D.: Wet and dry deposition of atmospheric nitrogen at ten sites in Northern China, *Atmos. Chem. Phys.*, 12, 6515-6535, 10.5194/acp-12-6515-2012, 2012.

Yao, L., Wang, M. Y., Wang, X. K., Liu, Y. J., Chen, H. F., Zheng, J., Nie, W., Ding, A. J., Geng, F. H., Wang, D. F., Chen, J. M., Worsnop, D. R., and Wang, L.: Detection of atmospheric gaseous amines and amides by a high-resolution time-of-flight chemical ionization mass spectrometer with protonated ethanol reagent ions, *Atmos. Chem. Phys.*, 16, 14527-14543, 10.5194/acp-16-14527-2016, 2016.

Huang, X., Zhou, L., Ding, A., Qi, X., Nie, W., Wang, M., Chi, X., Petäjä, T., Kerminen, V. M., Roldin, P., Rusanen, A., Kulmala, M., and Boy, M.: Comprehensive modelling study on observed new particle formation at the SORPES station in Nanjing, China, *Atmos. Chem. Phys.*, 16, 2477-2492, 10.5194/acp-16-2477-2016, 2016.

Ding, A. J., Nie, W., Huang, X., Chi, X. G., Sun, J. N., Kerminen, V. M., Xu, Z., Guo, W. D., Petaja, T., Yang, X. Q., Kulmala, M., and Fu, C. B.: Long-term observation of air pollution-weather/climate interactions at the SORPES station: a review and outlook, *Frontiers of Environmental Science & Engineering*, 10, 15, 10.1007/s11783-016-0877-3, 2016.

Meng, Z. Y., Xu, X. B., Lin, W. L., Ge, B. Z., Xie, Y. L., Song, B., Jia, S. H., Zhang, R., Peng, W., Wang, Y., Cheng, H. B., Yang, W., and Zhao, H. R.: Role of ambient ammonia in particulate ammonium formation at a rural site in the North China Plain, *Atmos. Chem. Phys.*, 18, 167-184, 10.5194/acp-18-167-2018, 2018.

Pan, Y. P., Tian, S. L., Zhao, Y. H., Zhang, L., Zhu, X. Y., Gao, J., Huang, W., Zhou, Y. B., Song, Y., Zhang, Q., and Wang, Y. S.: Identifying Ammonia Hotspots in China Using a National Observation Network, *Environ. Sci. & Technol.*, 52, 3926-3934, 10.1021/acs.est.7b05235, 2018.

Mao, J. B., Yu, F. Q., Zhang, Y., An, J. Y., Wang, L., Zheng, J., Yao, L., Luo, G., Ma, W. C., Yu, Q., Huang, C., Li, L., and Chen, L. M.: High-resolution modeling of gaseous methylamines over a polluted region in China: source-dependent emissions and implications of spatial variations, *Atmos. Chem. Phys.*, 18, 7933-7950, 10.5194/acp-18-7933-2018, 2018.

Qi, X. M., Ding, A. J., Roldin, P., Xu, Z. N., Zhou, P. T., Sarnela, N., Nie, W., Huang, X., Rusanen, A., Ehn, M., Rissanen, M. P., Petaja, T., Kulmala, M., and Boy, M.: Modelling studies of HOMs and their contributions to new particle formation and growth: comparison of boreal forest in Finland and a polluted environment in China, *Atmos. Chem. Phys.*, 18, 11779-11791, 10.5194/acp-18-11779-2018, 2018.

3. *Figure 2 could be misleading. Some of the formation rates are the daily averages whereas some are maximum values during a day.*

Response: Thanks for pointing out this. The peak (maximum) formation rates of particles in the NPF were removed or replaced by the averages in Figure 3 in the revised manuscript.

4. *(Figure 3), there are so many data points are color-coded with gray, which, as stated by the authors, come without a size information. I would rather remove these gray points because they make the figure pretty busy and no clue. Well, the figure is still quite obscure even without the gray data points. On the other hand, what does “GR size” really stand for? The upper size, the lower size, or something else?*

Response: Figure 4 was revised. In the revised version, we gave up to draw a whole picture for all the reported GR values because that would be quite obscure, as the reviewer pointed out. We selected several references and tried to indicate the differences in GR during different seasons and for particles with different sizes.

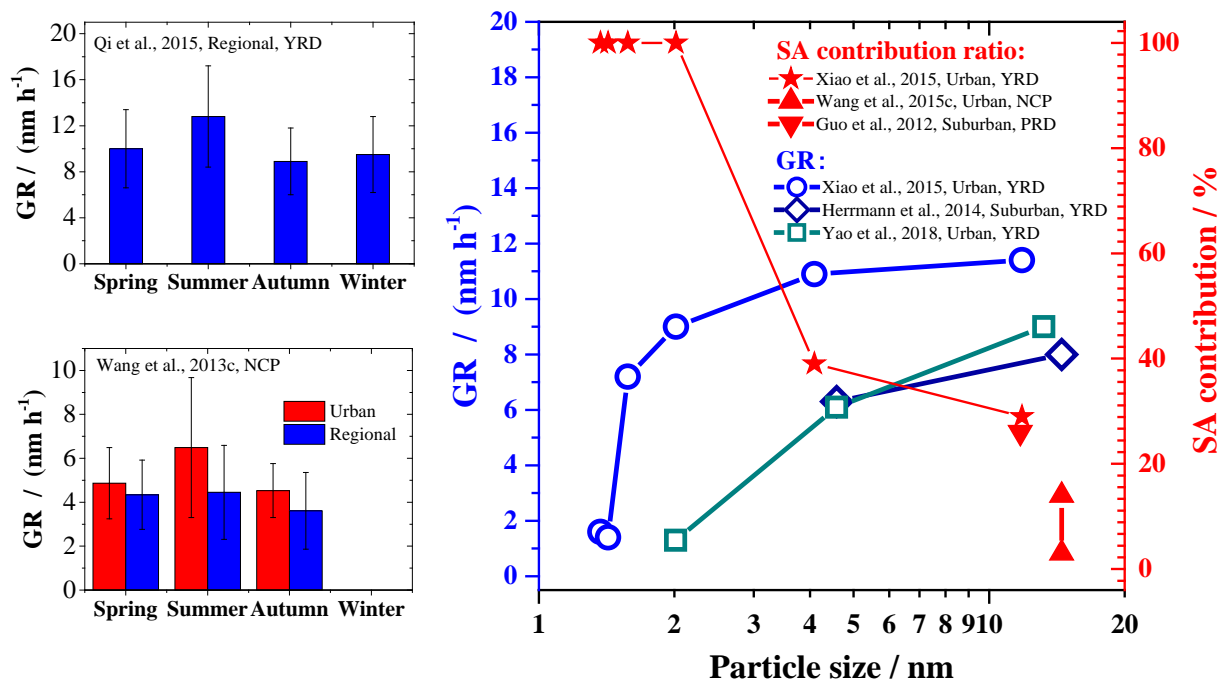


Figure 4: Particle GR observed in different seasons at a regional site in YRD (a) and an urban and a regional site in NCP (b) and some measurement results of GR and sulfuric acid (SA) contribution to the GR in different size ranges (c). The data are collected in the references indicated in the figure.

5. (Figure 4), GR could vary by a factor of 10 for different particle size ranges. I suspect that the current GR for the data points in Figure 4 are in fact values in a wide range of particle sizes. This would not make sense if one plots in this way.

Response: As mentioned above, Figure 4 was revised. The particle size range for calculating GR was considered.

Minor comments,

6. (Page 1, lines 9), is the goal of “exploring the nucleation and particle growth mechanisms” achieved?

Response: We respond to this with some summary of the current understanding for the nucleation and particle growth mechanisms on page 16 lines 1-9 in the revised manuscript. We concluded that a great progress was made for the nucleation and particle growth mechanisms in China in the past decade, but the answers to some key questions are still lacking.

7. (Page 1, lines 11), revise “cannot not be fully explain”

Response: It was revised to “cannot fully explain”.

8. (Page 1, lines 17), rephrase the sentence

Response: It was revised to “In addition, aerosol particles influence the Earth’s radiation balance due to their direct extinction of light and their capability to serve as cloud condensation nuclei (CCN) or ice nuclei (IN). These influences result in very high uncertainties in predicting the ongoing climate change (IPCC, 2013)”.

9. (Page 1, lines 20), in terms of number concentrations

Response: “in terms of number concentrations” was added in the manuscript.

10. (Page 1, lines 24), rephrase “gaseous vapors nucleation”

Response: It was revised to “cluster formation from gaseous vapors gaseous vapors”.

11. (Page 1, lines 29), HOMs instead of HOM

Response: In this study, we recommend to use the term HOM and not HOMs after careful consideration and it is defined as Highly-oxygenated Organic Molecules. All HOMs were revised to HOM accordingly.

12. (Page 2, lines 25), revise “recentZu years”

Response: Sorry for the spelling mistake. It was revised to “recent years”.

13. (Page 2, lines 28), rephrase “which was later than that observed for SO₂”

Response: It was revised to “which appeared later than SO₂”.

14. (Page 3, lines 12), revise “including in”

Response: It was revised to “Atmospheric NPF has been observed globally in almost all kinds of environments”.

15. (Page 3, lines 17), The authors stated here that they summarized NPF studies in polluted regions in China. In fact, many included studies are from clean atmospheres, even compared to European countries

Response: It was revised to “In this study, we will summarize the NPF studies conducted in China, focusing on the properties of the NPF events in polluted regions and trying to figure out the possible reasons for the frequent occurrence of NPF at high aerosol loadings”.

16. (Page 3, lines 26), provide evidence that Xi'an and Urumqi are more polluted. Is this only from one study or always true? In fact, a yearly average might be more convincing.

Response: Thanks for the suggestion. We added the yearly average fine particle concentration in 2017 in the revised manuscript. "In 2017, according to the reports of Xi'an Environmental Protection Bureau (http://xaepb.xa.gov.cn/ptl/def/def/index_982_4434_ci_trid_2861812.html, last access: 12 October 2018), Xinjiang Department of Environmental Protection (<http://www.xjepb.gov.cn/xjepb/resource/cms/article/2012/268650/2017.pdf>, last access: 12 October 2018) and Beijing Municipal Environmental Protection Bureau (<http://www.bjepb.gov.cn/bjhrb/resource/cms/2018/05/2018051614522475279.pdf>, last access: 12 October 2018), the annual average PM_{2.5} concentration were 73 $\mu\text{g}/\text{m}^3$ and 70 $\mu\text{g}/\text{m}^3$ in Xi'an and Urumqi, respectively, which were higher than that of Beijing (58 $\mu\text{g}/\text{m}^3$)." was added in page 4 lines 2-8.

17. (Page 3, lines 29-), provide the detailed locations of the sites mentioned, since readers may not be familiar with these Chinese supersites. Also the same for Table 2.

Response: The type of the site and the area where the site is located are introduced in Table 2 and Figure 1, and we think that this information will be enough for a review paper aiming to draw a general picture of NPF observations in the whole country. If the readers are interested in the NPF in one specific observation site, we would suggest them to read the reference directly.

18. (Session 3.1), In addition to the many factors that have been discussed in the manuscript, emission is a major player in determining the NPF frequency, which is not quite emphasized in the current manuscript.

Response: As mentioned above, the following discussion about the effect of emission on determining NPF frequency was added in the revised manuscript in Page 5 line 26- page 6 line 12:

"A challenge that exists for identifying NPF is the interference of primarily emitted particles from local combustion sources near the observation site. For example, the formation and rapid growth of vehicular particles during the initial 1–2 s of exhaust cooling and dilution processes frequently lead to a nucleation mode at 10–20 nm (Vu et al., 2015; Lee et al., 2015). Spikes of particle number concentration associated with combustion emissions were observed in many NPF studies (Liu et al., 2014; Wang et al., 2014; Peng et al., 2017; Zhu et al., 2017), but these spikes usually had some different characteristics from those of the NPF events (Wang et al., 2014). The particle size (Hofman et al., 2016), the ratio of particle number concentrations in the nucleation mode particles to those of fine particles (Peng et al., 2017; Jung et al., 2013), the time of duration of NPF events (Zhu et al., 2017), and the correlation of the particle number concentration with other gaseous pollutants concentrations and meteorology conditions (Wang et al., 2014) were used to identify the contribution of primary emission in the burst of particle number concentration. However, there are still uncertainties in distinguishing the new-particle signal from the mixed signals of newly-formed particles and freshly-emitted particles from combustion, especially when NPF measurements were carried out with a particle size detection limit larger than 10 nm. There is a possibility that the growth of the vehicular emission of sub-10 nm particles may look like a NPF event and therefore overestimate the NPF frequency. A recently observation found

a notable presence of traffic-originated nanocluster aerosol particles in the size range of 1.3–3.0 nm in urban air (Rönkkö et al., 2017), which might raise new questions about the sources of nanocluster aerosol particles in semi-urban roadside environments.”

19. (Session 3.2), discuss Kerminen-Kulmala equation under the umbrella of Kulmala et al. Faraday Discussions 2018. Deriving J_1 from particle formation rate at a larger size may not be feasible.

Response: We agree with the reviewer that the Kerminen-Kulmala equation may not be feasible for deriving nucleation rates from formation rates of larger size particles because this equation requires making several assumptions that may not be valid. This is also one reason that we did not derive J_1 from observed particle formation rates at larger particle sizes. Some additional discussion for this issue, i.e. “Besides, the assumed coagulation sticking probability of 1 for molecular clusters with pre-existing particles in their collision and the unclear GR of sub-3 nm particles might result in errors in the derivation of FR (Kulmala et al., 2017)” was added in the revised manuscript in page 8 line 30–page 9 line 2.

20. (Page 8, lines 19), rephrase “in the NPF Chinese megacities”

Response: It was revised to “in the NPF in Chinese megacities”.

21. (Page 9, lines 15-19), rephrase the sentence

Response: It was revised to “They further calculated the relative contribution of sulfuric acid to the particle growth in different particle size ranges. These calculated contributions were 39% and 29% for the size ranges of 2.39-7 and 7-20 nm, respectively, in urban Shanghai (Xiao et al., 2015), 3% to 14% for the size range of 7-30 nm in urban Beijing (Wang et al., 2015c), about 26 % for the size range of 5.5-25 nm in suburban Hong Kong (Guo et al., 2012), and about 29% during the Beijing Summer Olympic period (Gao et al., 2012)”.

22. (Page 9, lines 32), Tao et al. (2016) looked at really large particles, the composition of which may not be directly related to NPF

Response: Thanks for this comment. It was revised to “Tao et al. (2016) observed higher levels of aminiums in particles with relative smaller sizes, and suggested that the heterogeneous uptake of amines by acid-base reactions could effectively contribute to the particle growth during NPF events. However, they only measured the particle chemical composition with a lowest cutoff size of 56 nm, which may not be directly related to NPF. In fact, measuring the chemical composition of nucleation-mode particles is still quite challenging all over the world.” in the revised manuscript.

23. (Figure 2), assign the references to each of the bars, either in the figure or a number in the figure and details in the figure caption

Response: It was revised accordingly in Figure 2.

Response for Reviewer #2

The authors summarized the data of NPF measurements reported in China in the past 14 years. The features of NPF parameters such as frequency, FR and GR were described, and the possible reasons behind them were also discussed. The author raised attention on the ambiguous relationship between NPF and haze formation, and pointed out the importance of comprehensive study including laboratory works and field measurement on NPF research in China. The data set of this paper is full accurate, could be helpful for other researchers. However, there are still some concerns to be satisfied before I suggest the paper could be published on ACP.

Major suggestions: In Section 3, the authors made so far most complete and detailed summary of NPF field measurement results in China. However, on scope of scientific issues, similar understandings were already raised by the review papers from Wang et al, Kulmala et al and Kerminen et al. The authors should strengthen the highlight of this paper by:

CI

1. Emphasizing the new findings from studies published in recent years, utilizing the up-to-date techniques, e.g. measurements of sub-3 nm particles and sulfuric acid, since these were not included in former papers.

Response: Thanks for the reviewer's comments. The new findings from studies published in recent years were *emphasized* in the revised manuscript, and the utilizing the up-to-date techniques in recent years in the NPF study in China was also summarized. Some examples of these related revisions are listed here.

Page 4 lines 29-32: "In recent years, an increasing number of studies were carried out with measurements of sub-3 nanoparticles (Xiao et al., 2015;Cai et al., 2017;Cai and Jiang, 2017;Jayaratne et al., 2017;Dai et al., 2017;Lv et al., 2018;Yao et al., 2018), using Particle Size Magnifiers (PSM), neutral cluster and air ion spectrometers (NAIS) or diethylene glycol scanning mobility particle spectrometers (DEG-SMPS)."

Page 5 lines 3-8: "Amines and ammonia are crucial in NPF since they are able to stabilize sulfuric acid clusters by forming acid-base complexes, yet there are very little NPF measurement results related to these compounds in China (Zheng et al., 2015;Yao et al., 2016;Yao et al., 2018). Measurement results on natural ions and neutral compounds/clusters, including both H₂SO₄ and HOM, obtained using an atmospheric pressure interface time-of-flight mass spectrometer (APi-TOF-MS) and a nitrate-based chemical ionization-APi-TOF-MS (CI-APi-TOF-MS), were recently reported by Yao et al. (2018)."

Page 7 lines19-20: "higher SO₂ concentrations could increase the probability of occurrence of NPF events at a mountaintop site (Lv et al., 2018)."

Page 9 line 27- Page 10 line 4: "According to the national ammonia observation network, the overall average concentration of ammonia in China is much higher than the values observed in the U.S. The seasonal maximum NH₃ concentrations were observed in the summer and the most abundant concentrations of NH₃ were observed in the NCP region

in China (Pan et al., 2018). Compare to NH_3 , the amine measurements are more sparse (Zheng et al., 2015b; Yao et al., 2016), and direct information on amine emissions is currently not available but these emissions have to be estimated by assuming a fixed ratio or source-dependent ratios of amines to total ammonia emissions in China (Mao et al., 2018). Dai et al. (2017) proposed that plumes containing high concentrations of ammonia, amines or HOM produced from their observed VOCs led to strong local NPF events. The observations made at the SORPES station in YRD indicated that HOM played an essential role in the initial condensational growth of newly formed clusters (Huang et al., 2016; Ding et al., 2016; Qi et al., 2018)."

Page 11 lines 17-19: "Although the existence of local maxima in GR in the sub-3 nm size range is highly sensitive to uncertainties in particle size distributions, the results highlighted that detailed investigations for the mechanisms of the initial growth steps of atmospheric NPF are needed (Yu et al., 2016)."

Page 16-lines 1-9: "In recent years, an increasing number of studies utilized more advanced instruments, such as PSM (Xiao et al., 2015; Dai et al., 2017; Yu et al., 2016; Yao et al., 2018), NAIS (Jayaratne et al., 2017; Lv et al., 2018), DEG-SMPS (Cai and Jiang, 2017; Cai et al., 2017) and APi-ToF-MS/CI-APi-ToF-MS (Yao et al., 2018), greatly improving our understanding about the nucleation and particle growth mechanisms in China, especially in highly-polluted environments. However, the lack of continuous and comprehensive long-term observations, which should include measurements of particle number size distribution preferably down to 1–2 nm and vapors that potentially participate in NPF and subsequent particle growth (H_2SO_4 , ELVOCs, LVOC, ammonia and amines), still limits our understanding on the mechanism of NPF in different environments in China."

2. Enriching the discussion in relationship between haze and NPF in Section 4, concentrating on issues such as : 1) threshold of the occurrence of NPF; 2) contribution of NPF on haze formation, in comparison with primary emissions.

Response: We rearranged the consequence of some paragraphs and added some additional discussion. For the threshold of the occurrence of NPF, some discussion was added in the revised manuscript:

Page 12 lines 25-27: "The ratio of particle scavenging loss rate over condensational growth rate, which is proportional to the ratio of CS to GR, was used as a criterion to predict the occurrence of NPF events (McMurry et al., 2005; Kuang et al., 2010)."

Page 13 lines 3-6: "There are several possible reasons for the higher threshold ratio of CS to GR in highly polluted environment, including the overestimation of particle losses due to assuming a coagulation sticking probability of 1, the underestimation of GR in the sub-3 size range, and also unidentified nucleation and growth mechanism relevant to a polluted atmosphere (Kulmala et al., 2017; Yu et al., 2017)."

For the contribution of NPF to the haze formation, we moved two paragraphs in Section 5 to Section 4, including the effects of NPF to particle number, surface area and mass concentrations in different modes. Relevant publications were summarized in these discussions to analyze the possible contribution of NPF to haze according to different observation results in China. We also added some additional discussion into Page 14 lines 25-30: "In summary, NPF was found to be the main source of the particle number concentration in the atmosphere, being able to dramatically increase particle number

concentrations in a relatively short time. NPF and subsequent particle growth seem also to have a noticeable contribution to the volume and mass concentration of nucleation- and Aitken-mode particles. Although secondary formation of PM_{2.5} mass is the main cause of haze compared with primary particle emissions, the accumulation of this secondary aerosol mass usually occurs over several days following NPF. The contribution of NPF to haze formation is still an open question.”

Minor suggestions:

1. Page2 lines 25 “recentZu years” Type error.

Response: Sorry for the type error. It was revised to “recent years”.

2. Page3 lines 26 *The air pollution level decreases from NCP to PRD, or from north to south, among these three regions. References are needed.*

Response: We added the work of Zhang, Y.-L., and Cao, F., in which one-year (2013-2014) PM_{2.5} concentrations in 190 cities in China were summarized.

Reference: Zhang, Y.-L., and Cao, F.: Fine particulate matter (PM_{2.5}) in China at a city level, *Scientific Reports*, 5, 10.1038/srep14884, 2015.

3. Page5 *About regional occurrence of NPF, Shen et al’s work is encouraged to be cited.*

Shen, X. J., Sun, J. Y., Kivekas, N., Kristensson, A., Zhang, X. Y., Zhang, Y. M., Zhang, L., Fan, R. X., Qi, X. F., Ma, Q. L., and Zhou, H. G.: *Spatial distribution and occurrence probability of regional new particle formation events in eastern China, Atmospheric Chemistry And Physics*, 18, 587-599, 10.5194/acp-18-587-2018, 2018.

Response: Thanks for the reminding. This work was added into Page 6 lines 20-21: “Shen et al. (2018) observed regional NPF in NCP with a horizontal extent larger than 500 km and found that large-scale regional NPF was favored by a fast transport of northwesterly air masses.”

4. Page6 *Season and the origin of air mass make impact on occurrence of NPF by influencing the level of CS and precursors. The suggestion is moving the discussions on them after those on CS and gaseous pollutants.*

Response: This was revised accordingly.

5. Page7 *CS/GR may not be a good index on the probability of NPF, because GR couldn’t represent the level of nucleation precursor. The compounds that are crucial for nucleation (e.g. H₂SO₄, amine) may be negligible in particle growth. The suggestion is providing a review the value of SO₂*UVB/CS in references, since the measurement of H₂SO₄ was quite limited in China.*

Response: Thanks for the reviewer’s comments. McMurry et al. (2005) proposed a criterion *L* for new particle formation in the sulfur-rich environment. This criterion is proportional to the ratio of A_{Fuchs} (proportional to CS) and the concentration of

the sulfuric acid (N_1). Kuang et al (2010) improved this criterion to L_r since the old L criterion underestimates the frequency of NPF due to multi-component nucleation/growth and the different species responsible for growth and nucleation. With the assumption that particles throughout the nucleation mode undergo the same enhancement to growth, the growth enhancement factor Γ , which is the ratio of the measured growth rate to the growth rate assuming free-molecule condensation of sulfuric acid, was used to as a multiplier of the sulfuric acid concentration. CS/GR (proportional to L_r) is proportional to L if that the growth rates are determined by rates of sulfuric acid condensation, i.e. the growth enhancement factor Γ is equal to 1 (McMurry et al., 2005; Kuang et al., 2010). We agree that sulfuric acid measurements are quite limited in China, and are measurements of GR for very small particles (such as <3 nm). We tried to review the values of $SO_2 \cdot UVB / CS$, but it turned out that very rare references reported these three values. As mentioned earlier, some discussion about the threshold of the occurrence of NPF were added into the revised manuscript.

References

- Cai, R. L., and Jiang, J. K.: A new balance formula to estimate new particle formation rate: reevaluating the effect of coagulation scavenging, *Atmos. Chem. Phys.*, 17, 12659-12675, 10.5194/acp-17-12659-2017, 2017.
- Cai, R. L., Yang, D. S., Fu, Y. Y., Wang, X., Li, X. X., Ma, Y., Hao, J. M., Zheng, J., and Jiang, J. K.: Aerosol surface area concentration: a governing factor in new particle formation in Beijing, *Atmos. Chem. Phys.*, 17, 12327-12340, 10.5194/acp-17-12327-2017, 2017.
- Dai, L., Wang, H. L., Zhou, L. Y., An, J. L., Tang, L. L., Lu, C. S., Yan, W. L., Liu, R. Y., Kong, S. F., Chen, M. D., Lee, S. H., and Yu, H.: Regional and local new particle formation events observed in the Yangtze River Delta region, China, *J. Geophys. Res.- Atmos.*, 122, 2389-2402, 10.1002/2016JD026030, 2017.
- Ding, A. J., Nie, W., Huang, X., Chi, X. G., Sun, J. N., Kerminen, V. M., Xu, Z., Guo, W. D., Petaja, T., Yang, X. Q., Kulmala, M., and Fu, C. B.: Long-term observation of air pollution-weather/climate interactions at the SORPES station: a review and outlook, *Frontiers of Environmental Science & Engineering*, 10, 15, 10.1007/s11783-016-0877-3, 2016.
- Hofman, J., Staelens, J., Cordell, R., Stroobants, C., Zikova, N., Hama, S. M. L., Wyche, K. P., Kos, G. P. A., Van der Zee, S., Smallbone, K. L., Weijers, E. P., Monks, P. S., and Roekens, E.: Ultrafine particles in four European urban environments: Results from a new continuous long-term monitoring network, *Atmos. Environ.*, 136, 68-81, 10.1016/j.atmosenv.2016.04.010, 2016.
- Huang, X., Zhou, L., Ding, A., Qi, X., Nie, W., Wang, M., Chi, X., Petäjä, T., Kerminen, V. M., Roldin, P., Rusanen, A., Kulmala, M., and Boy, M.: Comprehensive modelling study on observed new particle formation at the SORPES station in Nanjing, China, *Atmos. Chem. Phys.*, 16, 2477-2492, 10.5194/acp-16-2477-2016, 2016.
- Jayarathne, R., Pushpawela, B., He, C. R., Li, H., Gao, J., Chai, F. H., and Morawska, L.: Observations of particles at their formation sizes in Beijing, China, *Atmos. Chem. Phys.*, 17, 8825-8835, 10.5194/acp-17-8825-2017, 2017.
- Jung, J., Miyazaki, Y., and Kawamura, K.: Different characteristics of new particle formation between urban and deciduous forest sites in Northern Japan during the summers of 2010–2011, *Atmos. Chem. Phys.*, 13, 51-68, 10.5194/acp-13-51-2013, 2013.
- Kuang, C., Riipinen, I., Sihto, S. L., Kulmala, M., McCormick, A. V., and McMurry, P. H.: An improved criterion for new particle formation in diverse atmospheric environments, *Atmos. Chem. Phys.*, 10, 8469-8480, 10.5194/acp-10-8469-2010, 2010.
- Kulmala, M., Kerminen, V. M., Petaja, T., Ding, A. J., and Wang, L.: Atmospheric gas-to-particle conversion: why NPF events are observed in megacities?, *Faraday Discuss.*, 10.1039/c6fd00257a, 2017.
- Lee, S. H., Kwak, J. H., Lee, S. Y., and Lee, J. H.: On-road chasing and laboratory measurements of exhaust particle emissions of diesel vehicles equipped with aftertreatment technologies (DPF, urea-SCR), *International Journal of Automotive Technology*, 16, 551-559, 10.1007/s12239-015-0056-8, 2015.

Liu, X. H., Zhu, Y. J., Zheng, M., Gao, H. W., and Yao, X. H.: Production and growth of new particles during two cruise campaigns in the marginal seas of China, *Atmos. Chem. Phys.*, 14, 7941-7951, 10.5194/acp-14-7941-2014, 2014.

Lv, G. L., Sui, X., Chen, J. M., Jayaratne, R., and Mellouki, A.: Investigation of new particle formation at the summit of Mt. Tai, China, *Atmos. Chem. Phys.*, 18, 2243-2258, 10.5194/acp-18-2243-2018, 2018.

Mao, J. B., Yu, F. Q., Zhang, Y., An, J. Y., Wang, L., Zheng, J., Yao, L., Luo, G., Ma, W. C., Yu, Q., Huang, C., Li, L., and Chen, L. M.: High-resolution modeling of gaseous methylamines over a polluted region in China: source-dependent emissions and implications of spatial variations, *Atmos. Chem. Phys.*, 18, 7933-7950, 10.5194/acp-18-7933-2018, 2018.

McMurry, P. H., Fink, M., Sakurai, H., Stolzenburg, M. R., Mauldin, R. L., Smith, J., Eisele, F., Moore, K., Sjostedt, S., Tanner, D., Huey, L. G., Nowak, J. B., Edgerton, E., and Voisin, D.: A criterion for new particle formation in the sulfur-rich Atlanta atmosphere, *Journal of Geophysical Research D: Atmospheres*, 110, 1-10, 10.1029/2005JD005901, 2005.

Pan, Y. P., Tian, S. L., Zhao, Y. H., Zhang, L., Zhu, X. Y., Gao, J., Huang, W., Zhou, Y. B., Song, Y., Zhang, Q., and Wang, Y. S.: Identifying Ammonia Hotspots in China Using a National Observation Network, *Environ. Sci. & Technol.*, 52, 3926-3934, 10.1021/acs.est.7b05235, 2018.

Peng, Y., Liu, X. D., Dai, J., Wang, Z., Dong, Z. P., Dong, Y., Chen, C., Li, X. M., Zhao, N., and Fan, C.: Aerosol size distribution and new particle formation events in the suburb of Xi'an, northwest China, *Atmos. Environ.*, 153, 194-205, 10.1016/j.atmosenv.2017.01.022, 2017.

Qi, X. M., Ding, A. J., Roldin, P., Xu, Z. N., Zhou, P. T., Sarnela, N., Nie, W., Huang, X., Rusanen, A., Ehn, M., Rissanen, M. P., Petaja, T., Kulmala, M., and Boy, M.: Modelling studies of HOMs and their contributions to new particle formation and growth: comparison of boreal forest in Finland and a polluted environment in China, *Atmos. Chem. Phys.*, 18, 11779-11791, 10.5194/acp-18-11779-2018, 2018.

Rönkkö, T., Kuuluvainen, H., Karjalainen, P., Keskinen, J., Hillamo, R., Niemi, J. V., Pirjola, L., Timonen, H. J., Saarikoski, S., Saukko, E., Järvinen, A., Silvennoinen, H., Rostedt, A., Olin, M., Yli-Ojanperä, J., Nousiainen, P., Kousa, A., and Dal Maso, M.: Traffic is a major source of atmospheric nanocluster aerosol, *Proceedings of the National Academy of Sciences*, 114, 7549-7554, 10.1073/pnas.1700830114, 2017.

Shen, X. J., Sun, J. Y., Kivekas, N., Kristensson, A., Zhang, X. Y., Zhang, Y. M., Zhang, L., Fan, R. X., Qi, X. F., Ma, Q. L., and Zhou, H. G.: Spatial distribution and occurrence probability of regional new particle formation events in eastern China, *Atmos. Chem. Phys.*, 18, 587-599, 10.5194/acp-18-587-2018, 2018.

Vu, T. V., Delgado-Saborit, J. M., and Harrison, R. M.: Review: Particle number size distributions from seven major sources and implications for source apportionment studies, *Atmos. Environ.*, 122, 114-132, <https://doi.org/10.1016/j.atmosenv.2015.09.027>, 2015.

Wang, D. W., Guo, H., Cheung, K., and Gan, F. X.: Observation of nucleation mode particle burst and new particle formation events at an urban site in Hong Kong, *Atmos. Environ.*, 99, 196-205, 10.1016/j.atmosenv.2014.09.074, 2014.

Xiao, S., Wang, M. Y., Yao, L., Kulmala, M., Zhou, B., Yang, X., Chen, J. M., Wang, D. F., Fu, Q. Y., Worsnop, D. R., and Wang, L.: Strong atmospheric new particle formation in winter in urban Shanghai, China, *Atmos. Chem. Phys.*, 15, 1769-1781, 10.5194/acp-15-1769-2015, 2015.

Yao, L., Wang, M. Y., Wang, X. K., Liu, Y. J., Chen, H. F., Zheng, J., Nie, W., Ding, A. J., Geng, F. H., Wang, D. F., Chen, J. M., Worsnop, D. R., and Wang, L.: Detection of atmospheric gaseous amines and amides by a high-resolution time-of-flight chemical ionization mass spectrometer with protonated ethanol reagent ions, *Atmos. Chem. Phys.*, 16, 14527-14543, 10.5194/acp-16-14527-2016, 2016.

Yao, L., Garmash, O., Bianchi, F., Zheng, J., Yan, C., Kontkanen, J., Junninen, H., Mazon, S. B., Ehn, M., Paasonen, P., Sipilä, M., Wang, M., Wang, X., Xiao, S., Chen, H., Lu, Y., Zhang, B., Wang, D., Fu, Q., Geng, F., Li, L., Wang, H., Qiao, L., Yang, X., Chen, J., Kerminen, V.-M., Petäjä, T., Worsnop, D. R., Kulmala, M., and Wang, L.: Atmospheric new particle formation from sulfuric acid and amines in a Chinese megacity, *Science*, 361, 278-281, 10.1126/science.aao4839, 2018.

Yu, H., Zhou, L. Y., Dai, L., Shen, W. C., Dai, W., Zheng, J., Ma, Y., and Chen, M. D.: Nucleation and growth of sub-3nm particles in the polluted urban atmosphere of a megacity in China, *Atmos. Chem. Phys.*, 16, 2641-2657, 10.5194/acp-16-2641-2016, 2016.

Yu, H., Ren, L., and Kanawade, V. P.: New Particle Formation and Growth Mechanisms in Highly Polluted Environments, *Current Pollution Reports*, 3, 245-253, 10.1007/s40726-017-0067-3, 2017.

Zheng, J., Ma, Y., Chen, M. D., Zhang, Q., Wang, L., Khalizov, A. F., Yao, L., Wang, Z., Wang, X., and Chen, L. X.: Measurement of atmospheric amines and ammonia using the high resolution time-of-flight chemical ionization mass spectrometry, *Atmos. Environ.*, 102, 249-259, 10.1016/j.atmosenv.2014.12.002, 2015.

Zhu, Y. J., Yan, C. Q., Zhang, R. Y., Wang, Z. F., Zheng, M., Gao, H. W., Gao, Y., and Yao, X. H.: Simultaneous measurements of new particle formation at 1 s time resolution at a street site and a rooftop site, *Atmos. Chem. Phys.*, 17, 9469-9484, 10.5194/acp-17-9469-2017, 2017.

Atmospheric new particle formation in China

Biwu Chu¹, Veli-Matti Kerminen¹, Federico Bianchi^{1, 2}, Chao Yan¹, Tuukka Petäjä^{1, 3}, Markku Kulmala^{1, 2}

¹Institute for Atmospheric and Earth System Research / Physics, Faculty of Science, University of Helsinki, Finland

5 ²Aerosol and Haze Laboratory, Beijing Advanced Innovation Center for Soft Matter Science and Engineering, Beijing University of Chemical Technology, Beijing, China

³Joint International Research Laboratory of Atmospheric and Earth System Sciences, School of Atmospheric Sciences, Nanjing University, Nanjing 210023, China

Correspondence to: Biwu Chu (biwu.chu@helsinki.fi)

10 **Abstract.** New particle formation (NPF) studies in China were summarized comprehensively in this paper. NPF frequency, formation rate and particle growth rate were closely compared among the observations carried out at different types of sites in different regions of China in different seasons, with the aim of exploring the nucleation and particle growth mechanisms. The interactions between air pollution and NPF are discussed, emphasizing on the properties of NPF under heavy pollution conditions. The current understanding of NPF cannot ~~not be~~ fully explain the frequent occurrence of NPF at high aerosol
15 loadings in China, and possible reasons for this phenomenon are proposed. The effects of NPF and some aspects of NPF research requiring further investigations are also summarized in this paper.

1. Introduction

Atmospheric aerosols have adverse effects on human health and visibility, and cause severe air pollution in many countries (Kaiser, 2005; Cheng et al., 2011; Hand and Malm, 2007; Lelieveld et al., 2015). In addition, aerosol particles influence the
20 Earth's radiation balance due to their direct extinction of light and ~~their capability to by~~ serve as cloud condensation nuclei (CCN) or ice nuclei (IN). ~~These influences result in, causing~~ very high uncertainties in predicting the ongoing climate change (IPCC, 2013). In order to understand these effects better, and especially to reduce the uncertainty of evaluating their role in climate change, comprehensive knowledge about the formation and growth of aerosol particles in the atmosphere is required. Atmospheric new particle formation (NPF) is the dominant source of atmospheric aerosol particles on a global scale in terms
25 of number concentrations and has attracted broad attention for couple of decades (Kulmala et al., 2013; Kulmala et al., 2004; Merikanto et al., 2009; Dunne et al., 2016).

Generally, NPF includes the following separate steps: (1) chemical reactions in the gas phase to produce low-volatility vapor(s), (2) cluster formation from gaseous vapors ~~nucleation~~, (3) nucleation or barrierless nucleation, (4) activation of clusters with a second group of vapors to form a critical nucleated particle, and (5) subsequent condensational growth of
30 nucleated particles to detectable sizes or even larger (Kulmala et al., 2014). NPF starts from atmospheric clustering. The key

precursors of clusters have extremely low-volatility, including sulfuric acid (Sipila et al., 2010;Kirkby et al., 2011) and highly oxygenated molecules (HOM) (Bianchi et al., 2016;Tröstl et al., 2016;Kirkby et al., 2016;Ehn et al., 2014). Molecular clusters seem to be continuously generated almost everywhere and all the time (Kulmala et al., 2017). These clusters can be further stabilized by reacting with other gaseous compounds like amines, ammonia and ~~highly-oxygenated molecules (HOMs)~~, or through electrostatic interactions in the presence of ions (Kirkby et al., 2016), after which they will grow to larger nanoparticles or will be scavenged by existing surfaces. Therefore, there are two main factors controlling whether NPF will be detected in the atmosphere. One is how fast the clusters grow, while the other is how fast the clusters are scavenged (McMurry and Friedlander, 1979;Kerminen et al., 2001;McMurry et al., 2005;Kuang et al., 2010). Sulfuric acid and organics are the main contributors to aerosol growth. Generally, condensation of sulfuric acid gives an important, sometime dominant, contribution to the initial growth, while organics became more and more important as the particle size is increased (Xiao et al., 2015;Kulmala et al., 2016b). High concentrations of these growth contributors will help the nanoclusters grow to sizes large enough be detected. Meanwhile, pre-existing aerosol particles act as a sink for these precursors, small clusters and newly formed particles, and thereby suppress the occurrence of a NPF event.

Several gas compounds and precursors have been shown to influence NPF under conditions relevant to the atmosphere, such as SO₂/H₂SO₄ (Sipila et al., 2010), NH₃ (Kirkby et al., 2011;Kürten et al., 2016), amines (Almeida et al., 2013), volatile organic compounds (VOCs)~~VOCs/HOMs~~ (Riccobono et al., 2014;Ehn et al., 2014;Bianchi et al., 2016), NO_x (Wildt et al., 2014) and iodine species (Sipilä et al., 2016). Meanwhile, many of these compounds are responsible for secondary aerosol formation, which is very pronounced during pollution episodes (Zhang et al., 2015b;Guo et al., 2014). The concentrations of these precursors and preexisting aerosol particles can both be high in polluted cities, especially in the developing countries like China and India, and cause some special features in NPF events compared with cleaner environments, which we cannot explain yet (Kulmala et al., 2017). In China, the rapid economic development and urbanization have led to high emission of various pollutants from coal combustion, motor vehicle exhaust and various industrial emissions, and resulted in highly complex air pollution. Besides high concentrations of fine particles (PM_{2.5}, particulate matter with diameter less than 2.5 μm), high concentrations of SO₂, NO_x, NH₃, and ~~volatile-organic-compounds (VOCs)~~ were observed in frequent haze pollution episodes (Liu et al., 2013;Ye et al., 2011;Zou et al., 2015;Wang et al., 2015a). Due to a large proportion of energy supply from coal combustion, the concentration of SO₂ was thought to be the highest in the world (Bauduin et al., 2016), with surface concentrations in the range of a few ppb to over 100 ppb in north China (Sun et al., 2009;Li et al., 2007). The emissions and concentrations of SO₂ were decreasing in most regions of China during the recentZu years (Lu et al., 2010;Wang et al., 2015b), but high concentrations (dozens of or over 100 ppb) of SO₂ are still being frequently observed during the heating period in winter (Wang et al., 2015a;Zhang et al., 2015a). Unlike SO₂, emissions of NO_x are also highly related to traffic. NO_x emissions in China showed a decreasing trend from 2012 onwards, which was-appeared later than ~~that-observed-for~~ SO₂ (Ronald et al., 2017). Several studies have found that high PM_{2.5} concentrations are strongly associated with the increasing concentrations of

NO_x (Wang et al., 2013a;He et al., 2014;Ma et al., 2018;Sun et al., 2016). NO_x concentrations usually range from a few ppb to dozens of ppb in Chinese cities, while during severe haze pollution episodes NO_x concentration in the city center can be even higher than 300 ppb (He et al., 2014;Sun et al., 2016). For the most important alkaline gas, i.e. NH₃, there has been no national scale measurement in China despite its extensive emissions and increasing emission trend (Fu et al., 2015). High concentrations of NH₃ (maximum concentration higher than 100 ppb) (Meng et al., 2015b;Wen et al., 2015;Meng et al., 2011;Pan et al., 2012;Meng et al., 2018;Pan et al., 2018) and strong correlations between the peak levels of fine particles and large increases in NH₃ concentrations (Liu et al., 2015;Ye et al., 2011) were observed in the North China Plain. Unlike SO₂, emissions of NH₃ are mainly from non-point sources difficult to control. Emission of VOCs have a similar situation as NH₃. The total emissions of VOCs in China were estimated to be still increasing during the recent years (Wei et al., 2011;Wu et al., 2016;Zheng et al., 2018;Sun et al., 2018). Observation data showed that the annual average mass concentration of total non-methane hydrocarbons (NMHCs) was about 10² µg m⁻³, or dozens of ppb in urban and suburban site in Chinese cities, which is much higher than that in North America (Zhang et al., 2017a;von Schneidemesser et al., 2010;Parrish et al., 2009;Zou et al., 2015). HOM can be formed from anthropogenic VOCs (Molteni et al., 2018), although their role on new particle formation is still not clear yet they might play an important role on NPF measured in Chinese Megacities. High concentrations of these gas precursors have resulted in high concentrations of secondary inorganic and organic species in PM_{2.5} during haze formation (Yang et al., 2011;Zhao et al., 2013;Dan et al., 2004;Duan et al., 2005;Wang et al., 2012), but how this cocktail of high concentrations of SO₂, NO_x, NH₃, VOCs and particulate matter (or highly complex air pollution) influence NPF remains highly uncertain.

Atmospheric NPF has been observed globally, ~~including~~ in almost all kinds of environments (Kulmala et al., 2004;Wang et al., 2017;Kulmala et al., 2016b;Manninen et al., 2010;Nieminen et al., 2018;Kerminen et al., 2018). However, no uniform theory has been found that would explain the occurrence and characteristics of NPF in different atmospheric environments. Generally, NPF was observed less frequently than expected in pristine environments, while more often than theoretical prediction in polluted cities (Kulmala et al., 2017). In this study, we will summarize the NPF studies conducted in China, polluted regions in China, focusing on the properties of these NPF events in polluted regions, and trying to figure out the possible reasons for the frequent occurrence of NPF at high aerosol loadings. Recently, Wang et al. (2017) summarized the techniques, recent advances, current bottlenecks and future directions in studying NPF in China, while this study will provide a more comprehensive summary of the characteristics of NPF and will emphasize the interactions between air quality and NPF.

2. Overview of NPF research in China

Field observation related to atmospheric NPF started around 2004 in China (Wu et al., 2007). After that, observations concerning NPF were carried out in North China Plain (NCP), Yangtze River Delta (YRD), Pearl River Delta (PRD), western

China cities like Lanzhou, Xi'an and Urumqi, and coastal cities as well as adjacent seas. NCP, YRD and PRD are the most developed regions in China and they all have a high intensify-density of population. The air pollution level decreases from NCP to PRD, or from north to south, among these three regions (Zhang and Cao, 2015). The western China cities like Xi'an and Urumqi suffered by heavy air pollution. Xi'an was reported to have a much higher fine particle concentration than Beijing in NCP (Huang et al., 2014). In 2017, according to the reports of Xi'an Environmental Protection Bureau (http://xaepb.xa.gov.cn/ptl/def/def/index_982_4434_ci_trid_2861812.html, last access: 12 October 2018), Xinjiang Department of Environmental Protection (<http://www.xjepb.gov.cn/xjepb/resource/cms/article/2012/268650/2017.pdf>, last access: 12 October 2018) and Beijing Municipal Environmental Protection Bureau (<http://www.bjepb.gov.cn/bjhrb/resource/cms/2018/05/2018051614522475279.pdf>, last access: 12 October 2018), the annual average PM_{2.5} concentrations were 73 µg/m³ and 70 µg/m³ in Xi'an and Urumqi, respectively, which were higher than that of Beijing (58 µg/m³).

A map of observation stations involving NPF study in China is shown in Figure 1. These observation sites include urban and suburban sites like Beijing, Shanghai, Nanjing, Guangzhou etc., regional and rural sites like Shangdianzi, Yufa, SORPES (Nanjing University), Backgarden, Kaiping, etc., and mountain sites like Waliguan, Tai, Heng, Huang etc., providing information on aerosol size distribution in different environments. Besides routine observations, comprehensive campaigns like PRIDE-PRD2004, CAREBeijing-2006, and CAREBeijing-2008 were also carried out for better understanding of NPF and aerosol pollution in representative region and period in China. Long-term observations on NPF are relatively rare in China, and only a few studies reported NPF observations covering longer than a one-year period (Wu et al., 2007; Kivekas et al., 2009; Yao et al., 2010; Wu et al., 2011; Shen et al., 2011; Qi et al., 2015; Peng et al., 2017). The relative short-period observations may not represent varying atmospheric conditions, and therefore, the applicability of these observation results may be limited to specific conditions.—

Up to now, about 100 papers from about 20 groups have been published related to NPF in China. Most of these studies focused on the characterization of NPF events, such as the properties and time evolution of the particle size distribution, particle formation and growth rate, condensation sink, etc. Some of them also studied the favorable conditions for NPF, including the influences of relative humidity (RH), temperature, wind speed and direction, air mass origin etc. Few of these studies investigated NPF mechanisms involving the nucleation participants, the growth contributors and the scavenging process by preexisting aerosols, while some others investigated various effects of NPF, especially the contribution of NPF to atmospheric CCN.

The aerosol size distribution and its time evolution provide the basic information for studying NPF. Many studies about NPF in China measured only particles larger than 10 nm, while a few studies also measured particles with diameters in the range of 3–10 nm. In recent years, an increasing number of studies were carried out with ~~However, the information of particles smaller than 3 nm is quite limited due to the lack of detection instruments, and only few studies reported measurement results~~

of sub-3 nanoparticles (Xiao et al., 2015;Cai et al., 2017;Cai and Jiang, 2017;Jayaratne et al., 2017;Dai et al., 2017;Lv et al., 2018;Yao et al., 2018), using Particle Size Magnifiers (PSM), neutral cluster and air ion spectrometers (NAIS) or diethylene glycol scanning mobility particle spectrometers (DEG-SMPS). As for gas phase precursors, direct measurements of H₂SO₄ were carried out with atmospheric pressure-ion drift-chemical ionization mass spectrometer (AP-ID-CIMS) in a few studies (Yue et al., 2010;Zheng et al., 2011;Wang et al., 2011), while other studies usually estimated H₂SO₄ concentrations using different proxies related to SO₂, radiation, O₃, and relative humidity (RH). Amines and ammonia are crucial in NPF since they are able to stabilize sulfuric acid clusters by forming acid-base complexes, yet there are very little NPF measurement results related to these compounds in China ~~Amines and ammonia are crucial in NPF since they can stabilize sulfuric acid clusters by forming acid-base complexes, but very little NPF research measured these compounds in China~~ (Zheng et al., 2015b;Yao et al., 2016;Yao et al., 2018). Measurement results on natural ions and neutral compounds/clusters, including both H₂SO₄ and HOM, obtained using an atmospheric pressure interface time-of-flight mass spectrometer (APi-TOF-MS) and a nitrate-based chemical ionization-APi-TOF-MS (CI-APi-TOF-MS), were recently reported by Yao et al. (2018). Research on ~~other these~~ relevant gaseous compounds like HOMs, or on air ions, is ~~also still~~ very limited in China yet. Comprehensive, long-term and high quality relevant measurements are required for a better understanding about the nucleation and growth mechanisms of nanoparticles in China.

3. Characterization of NPF events in China

There are a few basic parameters to characterize NPF events, which are listed in Table 1. Most of the NPF researches in China calculated these parameters, as listed in Table 2. In the following chapters, we will summarize and discuss the measurement results of the frequency of NPF events, new particle formation rate (FR), particle growth rate (GR) and the related concentrations and source rate of condensation vapors. Although there were differences in calculating these parameters by different groups, we will not discuss much about the methodology since the main purpose of this paper is to provide an overview of the characteristics of NPF in China.

3.1 NPF frequency

The primary information in studying atmospheric NPF is whether it is taking place or not, i.e. to identify NPF events. Unfortunately, there is no unique mathematical criterion or definition for a NPF event. Dal Maso et al. (2005) suggested criteria for justifying a NPF event: a distinctly new mode of particles start in the nucleation mode size range, prevails over a time span of hours, and shows signs of growth. The particle growth is important for separating a NPF event from particles associated with local emission sources like traffic, especially when the particle size detection limit of the instruments is not low. In addition to NPF event days, the days with an absence of particles in the nucleation mode size range are called non-event days.

However, some days are not easy to be classified as either events or non-events, so they usually classified as undefined days. Most NPF studies in China used similar methods, but certainly subjective biases existed. A challenge that exists for identifying NPF is the interference of primarily emitted particles from local combustion sources near the observation site. For example, the formation and rapid growth of vehicular particles during the initial 1–2 s of exhaust cooling and dilution processes frequently lead to a nucleation mode at 10–20 nm (Vu et al., 2015; Lee et al., 2015). Spikes of particle number concentration associated with combustion emissions were observed in many NPF studies (Liu et al., 2014; Wang et al., 2014a; Peng et al., 2017; Zhu et al., 2017), but these spikes usually had some different characteristics from those of the NPF events (Wang et al., 2014a). The particle size (Hofman et al., 2016), the ratio of number concentrations of in the nucleation mode particles to those of fine particles (Peng et al., 2017; Jung et al., 2013), the time of duration of NPF events (Zhu et al., 2017), and the correlation of the particle number concentration with other gaseous pollutants concentrations and meteorology conditions (Wang et al., 2014a) were used to identify the contribution of primary emission in the burst of particle number concentration. However, there are still uncertainties in distinguishing the new-particle signal from the mixed signals of newly-formed particles and freshly-emitted particles from combustion, especially when NPF measurements were carried out with a particle size detection limit larger than 10 nm. There is a possibility that the growth of the vehicular emission of sub-10 nm particles may look like a NPF event and therefore overestimate the NPF frequency. A recently observation found a notable presence of traffic-originated nanocluster aerosol particles in the size range of 1.3–3.0 nm in urban air (Rönkkö et al., 2017), which might raise new questions about the sources of nanocluster aerosol particles in semi-urban roadside environment. In this ~~paper~~ study, as mentioned earlier, we will not pursue the details of the justifying methods, but focus on the statistic results of the measurements.

NPF events were observed with quite different frequencies ranging from less than 10% to more than 50% in different environments and different seasons. In Figure 2, we summarize the reported NPF event frequencies in China according to the season, observation site type and region, but ignoring observations of too short period like less than one month. Generally, low frequencies were observed in remote clean environments like ~~at mountain sites (Zhang et al., 2017c)~~ and on marginal seas (Liu et al., 2014), while there were no significant differences among urban, suburban and rural or regional sites. Although higher NPF event frequencies were sometimes observed in an urban site compared with a rural site in the same region (Yue et al., 2013), NPF was usually found to be a regional phenomenon in China. For example, NPF in the Beijing urban area always coincided with NPF at a regional site 120 km away (Wang et al., 2013c). Shen et al. (2018) observed regional NPF in NCP with a horizontal extent larger than 500 km and found that large-scale regional NPF was favored by a fast transport of northwesterly air masses. Despite the similar frequencies, much higher FR (by 220%) and GR (by 50%) were observed in the Beijing urban site than in the corresponding regional background site (Yue et al., 2009; Wang et al., 2013c). The corresponding values of source rate of condensation vapors (Q/Q_c), condensation vapor concentration (C_{cv}), and condensation sink (CS/CS_c) were also larger at Beijing than those at the regional site Yufa by 40%, 40%, and 60%, respectively (Yue et al., 2009). These results indicated that the higher pollution level in Chinese cities usually resulted in stronger NPF events compare to rural areas.

As for different regions, there seemed to be no significant differences in the NPF event frequency between NCP, YRD and western China cities. PRD had a relatively lower NPF frequency compared with these three regions, but the difference was not statistically significant. Despite different pollution conditions in different regions of China, there is a lack of long-term NPF observations, which limits our knowledge about the relationship between the level of air pollution and the occurrence of NPF.

~~NPF event frequencies were also different between the different seasons. In north China, spring is usually the season with the highest frequency of NPF events, which is probably due to the typically low condensation sink (CS), relatively high solar radiation intensity, and low temperature and RH (Shen et al., 2011; Wu et al., 2007). In the NCP of China, many studies observed that summer had the lowest NPF event frequency although the condensable vapor concentration was the highest during summer months due to enhanced photochemical process (Shen et al., 2011; Wu et al., 2007; Yue et al., 2009). The lowest frequency of NPF events during summertime in NCP might be related to the high temperatures and RH, together with the stagnant and polluted air masses which could cause a high CS (Wu et al., 2007). In the YRD region, high NPF event frequencies were observed in spring and summer, although the temperature and RH were high in summer (Zhu et al., 2013; Qi et al., 2015). A low temperature favors NPF (Zhu et al., 2013), but according to the our summary, as shown in Figure 2, low NPF event frequencies were usually observed in winter, which might be due to the weak solar radiation as well as typically high pollution levels at that time of the year.~~

Air pollutants and meteorological features are usually studied together with nanoparticles and their precursors. By comparing the pollution character between NPF events and other days, the primary factors affecting NPF events might be identified. Cai et al. (2017) found that the Fuchs surface area (which is a representative parameter of coagulation scavenging based on kinetic theory and is proportional to CS) fundamentally determined the occurrence of NPF events in Beijing. The Fuchs surface area had a good correlation with the $PM_{2.5}$ mass concentration, and no NPF event was observed when the daily mean $PM_{2.5}$ concentration was higher than $43 \mu g m^{-3}$ in the winter of 2015 in Beijing (Jayaratne et al., 2017). However, in some cases, the CS or the average coagulation sinks during NPF events were not significantly lower compare to other times when new particles were not formed, indicating that other factors, such as the precursor vapors and photochemical activity, might also play an important role in driving NPF (Gong et al., 2010).

~~The NPF event frequency can be quite different in air masses from different directions (Wu et al., 2007). Higher NPF event frequencies were usually observed within relatively clean air masses having a low CS (Zhu et al., 2013; An et al., 2015; Jayaratne et al., 2017; Peng et al., 2017). However, in some cases, NPF events also occurred in polluted air masses. For example, during the summer in Beijing, NPF was observed under low wind speed conditions and this phenomenon usually coincided with a wind direction change from north to south, where the air is more polluted (Zhang et al., 2011). Similarly, in Hong Kong NPF was usually observed when air masses originated from the northwest to northeast directions (Guo et al., 2012). At the summit of Mt. Tai, continental air mass passing through more polluted areas also favored NPF (Lv et al., 2018). Consecutive NPF events were observed in the presence of strong biomass burning plume at a downwind rural site in PRD~~

~~(Wang et al., 2013e). Meanwhile, compare to the NPF events taking place in clean air masses, the FR seemed to be lower and the GR seemed to be higher in the NPF events taking place in a polluted air mass plume (Qi et al., 2015). An observation in North China Plain reported that when the air mass was transported from the polluted south area, the average PM₁₀ (PM with diameter less than 10 μ m) concentrations in NPF event days were higher than during the non event days (Shen et al., 2011). In addition, air masses from polluted north China favored the occurrence of regional NPF, while clean air mass from east usually caused local NPF in Nanjing in YRD region (Dai et al., 2017).~~

Besides the condensation sink, ~~meteorological factors and air mass directions~~, NPF events seemed not to be very sensitive to the concentration levels of common gas pollutants in China, such as O₃, SO₂, and NO₂ (Zhu et al., 2013; An et al., 2015). It was observed that SO₂ concentrations were lower during the NPF event days than during non-event days in NCP (Herrmann et al., 2014) and Taiwan (Young et al., 2013a) as well as during autumn and winter in YRD (Qi et al., 2015), whereas higher SO₂ concentrations on NPF days were only observed during spring and summer in YRD (Qi et al., 2015; Yu et al., 2016), during autumn in PRD (Gong et al., 2010), and at mountain sites (Zhang et al., 2017c). Meanwhile, based on the empirical parameter developed to judge whether NPF will occur or not, the exponent of SO₂ in this empirical parameter was quite small, indicating there is usually enough SO₂ for NPF to occur under heavily polluted conditions (Herrmann et al., 2014). Similar results for sulfuric acid were reported and it was found that sulfuric acid concentrations were not significantly higher (even lower, sometimes) on NPF days compared with non-event days (Qi et al., 2015; Xiao et al., 2015; Cai et al., 2017). Overall, the previous results seem to suggest that SO₂ was not a limiting factor for NPF in China, and similar conclusion might also be made for sulfuric acid. However, higher SO₂ concentrations could increase the probability of occurrence of NPF events at a mountaintop site ~~However,~~ (Lv et al., 2018). Besides, NPF might have different patterns in environment with abundant SO₂ or not. ~~More~~ Stronger nucleation but weak growth of particles were observed with high concentrations of SO₂ in polluted air masses characteristic of urban (heavy traffic emission) or power-plant plumes, in spite of similar CS with lower concentrations of SO₂ (Gao et al., 2009; Yue et al., 2010).

NPF event frequencies were also different between the different seasons. In north China, spring is usually the season with the highest frequency of NPF events, which is probably due to the typically low condensation sink (CS), relatively high solar radiation intensity, and low temperature and RH (Shen et al., 2011; Wu et al., 2007). In the NCP of China, many studies observed that summer had the lowest NPF event frequency although the condensable vapor concentration was the highest during summer months due to enhanced photochemical process (Shen et al., 2011; Wu et al., 2007; Yue et al., 2009). The lowest frequency of NPF events during summertime in NCP might be related to the high temperatures and RH, together with the stagnant and polluted air masses which could cause a high CS (Wu et al., 2007). In the YRD region, high NPF event frequencies were observed in spring and summer, although the temperature and RH were high in summer (Zhu et al., 2013; Qi et al., 2015). A low temperature favors NPF (Zhu et al., 2013), but according to the our summary, as shown in Figure 2, low NPF event frequencies were usually observed in winter, which might be due to the weak solar radiation as well as typically high pollution

levels at that time of the year. In spite of an increasing number of aerosol size distribution measurements in China, atmospheric NPF observations that cover the full annual cycle are still quite limited. Meanwhile, the main reason for the different NPF event frequencies in different seasons is still uncertain because many factors influencing NPF, such as the radiation intensity, temperature, relative humidity, wind properties, biogenic activity and anthropogenic emissions, tend to be changed simultaneously.

The NPF event frequency can also be quite different in air masses from different directions (Wu et al., 2007). Higher NPF event frequencies were usually observed within relatively clean air masses having a low CS (Zhu et al., 2013; An et al., 2015; Jayaratne et al., 2017; Peng et al., 2017). However, in some cases, NPF events also occurred in polluted air masses. For example, during the summer in Beijing, NPF was observed under low wind speed conditions and this phenomenon usually coincided with a wind direction change from north to south, where the air is more polluted (Zhang et al., 2011). Similarly, in Hong Kong NPF was usually observed when air masses originated from the northwest to northeast directions (Guo et al., 2012). At the summit of Mt. Tai, continental air mass passing through more polluted areas also favored NPF (Lv et al., 2018). Consecutive NPF events were observed in the presence of strong biomass burning plume at a downwind rural site in PRD (Wang et al., 2013e). Meanwhile, compared to the NPF events taking place in clean air masses, the FR seemed to be lower and the GR seemed to be higher in the NPF events taking place in a polluted air mass plume (Qi et al., 2015). An observation in North China Plain reported that when the air mass was transported from the polluted south area, the average PM_{10} (PM with diameter less than $10\ \mu m$) concentrations in NPF event days were higher than during the non-event days (Shen et al., 2011). In addition, air masses from polluted north China favored the occurrence of regional NPF, while clean air mass from east usually caused local NPF in Nanjing in YRD region (Dai et al., 2017). These results highlighted the complex relationship between air pollution and NPF. Many factors, including pre-existing aerosols, organic pollutants and SO_2 , are connected each other due to their similar emission sources, so it is not easy to extract the influence of one factor on NPF. Furthermore, since environments are complex and diverse, some other factors, such as the concentration of OH radicals and topography, can also be important to NPF and therefor deserve further investigation in both field observations and controlled experiments.

3.2 Formation rate

Due to the lack of measurements down to particle diameters of about 1.5 nm, most atmospheric nucleation rates were inferred indirectly only by measuring the particle formation rate at some larger size in most of the NPF studies in China. The FR at larger sizes (the “apparent” particle formation rate) can be related to the FR of critical clusters (the “real” nucleation rate) by Kerminen–Kulmala equation and its revised version (Lehtinen et al., 2007; Kerminen and Kulmala, 2002), but the nuclei GR and coagulation scavenging rate (CoagS or CS) are needed. Besides, the assumed coagulation sticking probability of 1 for

molecular clusters with pre-existing particles in their collision and the unclear GR of sub-3 nm particles might result in errors in the derivation of FR (Kulmala et al., 2017). ~~In this study, we~~ We did not convert the “apparent” particle formation rate into “real” nucleation rate ~~due to the lack of GR or CS information in many published studies~~, but summarized FR calculated at different particle sizes in this study (Figure 3). The observed FR ranged from less than $0.1 \text{ cm}^{-3} \text{ s}^{-1}$ at particle sizes larger than 10 nm to ~~more than about~~ $10^3 \text{ cm}^{-3} \text{ s}^{-1}$ at particle sizes below 2 nm. At a certain particle size, the FR could still differ by 2 orders of magnitude due to the different environmental conditions. For example, many studies reported the FR of 3 nm particles ranging from less than 1 to several tens of $\text{cm}^{-3} \text{ s}^{-1}$.

Due to the wide range of FR under different environmental conditions, it is not easy to determine differences in FR between different site types, regions or seasons. In principle, a higher CS causes a more rapid scavenging of clusters and small particles, resulting in lower FR (Zhu et al., 2014; Man et al., 2015). According to the equation developed by Herrmann et al. (2014) based on observation data in YRD region, FR is also inversely proportional to the CS. However, when NPF was studied in an urban site and a nearby regional site at the same time, FR was usually higher at the urban site in spite of the higher CS, indicating much more abundant precursors for NPF in the polluted urban environment (Wang et al., 2013c). As for NPF at a same observation site but in different seasons, the highest FR was observed in summer in NCP (Shen et al., 2011) and in spring in YRD (Qi et al., 2015).

Although the nucleation mechanism in different environmental conditions remains unknown according to current knowledge, neutral clusters of sulfuric acid, stabilized with additional vapours such as ammonia, amine, HOM should play a key role in NPF (Kulmala et al., 2014; Kulmala et al., 2013). A positive relationship between FR-nucleation rate and the sulfuric acid concentration (or H_2SO_4 proxy) was observed in many NPF studies in China, although nucleation rates were rarely calculated using measurements of particles in the size range of 1-3 nm. The fitted exponent between FR and sulfuric acid concentration ranged from 0.65 to 2.4 (Cai et al., 2017; Xiao et al., 2015; Dai et al., 2017), while sometimes even higher values between 2.5 and 7 were found (Wang et al., 2011). These exponents were observed to increase with an increasing CS in Beijing (Wang et al., 2011). Besides sulfuric acid, also organics, NH_3 and amines were found to be important in atmospheric particle nucleation (Wang et al., 2015c). As we mentioned earlier, although CS was much higher at urban sites, the FR was usually higher at corresponding regional sites (Wang et al., 2013c). Meanwhile, SO_2 is a regional pollutant and its concentrations were similar between regional sites and city area (He et al., 2014; Ma et al., 2018). These features indicate important roles of other gas precursors in NPF in the air pollution complex of China. In fact, some observations showed that the correlation between FR and NH_3 was better than that between FR and H_2SO_4 (Xiao et al., 2015). According to the national ammonia observation network, the overall average concentration of ammonia in China is much higher than the values observed in the U.S. The seasonal maximum NH_3 concentrations were observed in the summer and the most abundant concentrations of NH_3 were observed in the NCP region in China (Pan et al., 2018). Compare to NH_3 , the amine measurements are more sparse (Zheng et al., 2015b; Yao et al., 2016), and direct information on amine emissions is currently not available but these emissions have to

be estimated by assuming a fixed ratio or source-dependent ratios of amines to total ammonia emissions in China (Mao et al., 2018). Dai et al. (2017) proposed that plumes containing high concentrations of ammonia, amines or HOMs produced from their observed VOCs led to strong local NPF events. The observations made at the SORPES station in YRD indicated that HOM played an essential role in the initial condensational growth of newly formed clusters (Huang et al., 2016; Ding et al., 2016; Qi et al., 2018). Recently, Yao et al. (2018) reported a long-term continuous observations for NPF in urban Shanghai and observed one to two orders of magnitude higher FR than typical values in the clean atmosphere. These observed FR were far higher than those derived from $\text{H}_2\text{SO}_4\text{--H}_2\text{O}$ or $\text{H}_2\text{SO}_4\text{--NH}_3\text{--H}_2\text{O}$ mechanisms but close to those observed in the $\text{H}_2\text{SO}_4\text{--DMA--H}_2\text{O}$ laboratory experiments, and coincided with sulfuric acid clusters and sulfuric acid–dimethylamine (DMA) clusters. These results suggested that $\text{H}_2\text{SO}_4\text{--DMA--H}_2\text{O}$ nucleation played important roles in the NPF in Chinese megacities. Up to now, there is still quite limited investigations for the relation between FR and organics, NH_3 and amines in China and it is certainly crucial for a better understanding of NPF in polluted area. Ion-induced of pure organic nucleation was proposed to be important according to chamber experiments (Kirkby et al., 2016), but seems to have a minor role in the polluted environment in China (Herrmann et al., 2014; Xiao et al., 2015; Yao et al., 2018). This is understandable because the ion production rate is usually much lower than FR in China.

3.3 Growth rate

Growth of nano-particles is crucial for NPF. The GR determines the size that new particles can grow to before being scavenged, i.e. a higher GR results in a larger particle diameter (Zhu et al., 2014; Man et al., 2015). There are several methods to calculate GR from the time variations of particle size distributions, such as the appearance time method (Kulmala et al., 2013) and mode fitting method (Kulmala et al., 2012), or by solving the general aerosol dynamics equation (Pichelstorfer et al., 2018).

Regardless of the possible difference caused by using different calculation methods, GRs reported in China varied a lot from an urban area to a rural region and from spring to winter, ranging from a few nm h^{-1} to more than 20 nm h^{-1} (Figure 4 Table 2). Generally, GRs in urban sites were found to be higher than in their regional sites, as shown in Figure 4(a) (Wang et al., 2013c), which is also summarized by Kerminen et al. (2018). This is probably caused by the more abundant condensing vapors in polluted cities, although there are limited data on sulfuric acid and low-volatile organic vapor concentrations in China.

No significant differences were found among the observations carried out in different regions in China in spite of the different pollution levels. Lower GR was observed at a mountain site compare to that in an urban area (Wang et al., 2014b), but the GR of large-size particles in mountain site could be as high as about 10 nm h^{-1} (Nie et al., 2014; Wang et al., 2014b). For GRs in different seasons, higher GRs were observed in summer than other seasons, indicating higher concentrations of condensable vapors, which may be related to strong photochemical and biological activities, as shown in Figure 4(a, b) (Zhu et al., 2013; Shen et al., 2011; Qi et al., 2015). GR is also dependent on the concerned size of the particles, larger particles usually

having a larger GR (Xiao et al., 2015), which could also be inferred from the data summarized in Figure 4(c).

Sulfuric acid and organic vapors with low volatility were thought to be the main contributors to the growth of particles formed by NPF. Generally, sulfuric acid was thought to be the dominant contributor for the growth of newly formed particles, but became less and less prominent for the growth of larger particles (Xiao et al., 2015). For example, Xiao et al. (2015) and

Yao et al. (2018) calculated and estimated that sulfuric acid was enough to explain the observed growth for particles smaller than 3 nm, but was insufficient to explain the observed growth rates of large particles. They further calculated the relative contribution of sulfuric acid to the particle growth in different particle size ranges. They further calculated the relative contribution ratio of sulfuric acid to the particle growth in different particle size ranges As shown in Figure 4(c), these calculated contributions were 39% and 29% for the size ranges of 2.39-7 and 7-20 nm, respectively, in urban Shanghai, being 39% for

2.39-7 nm and 29% for 7-20 nm in urban Shanghai (Xiao et al., 2015), 3% to 14% for the size range of 7-30 nm in urban Beijing 3% to 14% for 7-30 nm in urban Beijing (Wang et al., 2015c), about 26 % for the size range of 5.5-25 nm in suburban Hong Kong about 26 % for 5.5-25 nm in suburban Hong Kong (Guo et al., 2012), and about 29% during the Beijing Summer Olympic period and about 29% during the Beijing Summer Olympic period (Gao et al., 2012). Some studies reported that

H₂SO₄ had a negligible contribution to the growth of particles larger than 10 nm (Meng et al., 2015a; Liu et al., 2014). The particle shrinkage (reversal in growth of particles size) was reported in a few studies in China. The particle shrinkage could be due to measuring particles present in different air masses during different times of the day, or the evaporation of water and/or semi-volatile species in the particles. If the air masses did not vary significantly, a similar shrinkage rate to the growth rate in the NPF events might indicate a notable fraction of semi-volatile species contributed to the growth (Young et al., 2013b; Yao et al., 2010), which is consistent with ~~that~~ organics being the main contributor to the large-size particle growth. Yu et al. (2016)

estimated that a high concentration of extremely low volatility organic compounds was the key factor leading to a maximum in GR for very small particles (1.4-3 nm) in urban Nanjing. Although the existence of local maxima in GR in the sub-3 nm size range is highly sensitive to uncertainties in particle size distributions, the results highlighted that detailed investigations for the mechanisms of the initial growth steps of atmospheric NPF are needed ~~estimated that a high concentration of extremely low volatility organic compounds was the key factor leading to high GR for very small particles (1.4-3 nm) in urban Nanjing.~~

(Yu et al., 2016). However On the other hand, Yue et al. (2010) proposed a dominant role of sulfuric acid in the growth of new particles in sulfur-rich NPF events. A model simulation study about NPF in Beijing also supported that only small fraction of organics contributed to the growth of new particles, and these organics were mainly O₃ initiated (Wang et al., 2013b). Besides sulfuric acid and organics, some studies reported a two-stage growth of new particles in China, in which sulfuric acid and organics contributed to the first-stage growth in daytime while NH₄NO₃ and organics possibly contributed to the second-stage

growth at nighttime (Zhu et al., 2014; Man et al., 2015; Liu et al., 2014). Tao et al. (2016) observed higher levels of aminiums in particles with relative smaller sizes, and suggested that the heterogeneous uptake of amines ~~in-by~~ acid-base reactions could effectively contribute to the particle growth ~~in-during~~ NPF events. However, they only measured the particle chemical

composition with a lowest cutoff size of 56 nm, which may not be directly related to NPF. In fact, measuring the chemical composition of nucleation-mode particles is still quite challenging all over the world. To summarize, most studies observed a slow GR for newly formed particles, with H₂SO₄ as the dominate contributor, while more other species, such as organics, would contribute to the particle growth as the particle grow to bigger size and also result in higher GR.(Xiao et al., 2015)

5 4. NPF under heavy air pollution

The heavy air pollution makes China quite a different environment for NPF compared with western countries (Wang et al., 2017; Kulmala et al., 2017; Yu et al., 2017). Generally, concentrations of particles and condensable vapors in Chinese cities and regional background area are much higher in China than that in North America or Europe (Shen et al., 2016b; Wang et al., 2013c; Gao et al., 2009). The CS and small molecular cluster and particle (1–3 nm) concentrations are about an order of
10 magnitude higher in China compared with European cities (Kulmala, 2015; Kontkanen et al., 2017). The occurrence frequencies of NPF events in high aerosol-loading environments of China were higher than those in low aerosol-loading environments (Peng et al., 2014). Meanwhile, the observed FR was much higher, and the GR was also higher (but to a less great extent relative to FR) for NPF in China than that at rural/urban sites in western countries (Shen et al., 2016b). As pointed out by Cai et al. (2017), previous FR calculation may still underestimate the real nucleation rate due to underestimation or
15 omission of coagulation among particles in the nucleation mode with strong nucleation in China.

The influence of heavy air pollution on NPF might be identified by studying NPF in periods with short-term strong air pollution control. Shen et al. (2016c) investigated NPF during the Olympics in 2008 and during APEC meeting in 2015 in Beijing. They found that a higher NPF event frequency coincided with the improved air quality during these important events associated with temporary intense air pollution control actions compared to similar time of the year during 2010–2013. In spite
20 of more frequent NPF events (Yue et al., 2010; Zhang et al., 2011), the strength of NPF decreased during these periods with temporary intense air pollution control actions, characterized with lower FR and GR values (Shen et al., 2016c). Due to the decreasing strength of NPF and also the reduction of primary emission source of fine particles, the number concentration of particles decreased in spite of increased frequency of NPF. The mean number and volume concentrations of particles decreased by 41% and 35%, respectively, in August 2008 during the Beijing Olympic compared with 2004–2007 (Wang et al., 2013d).
25 However, these temporary intense air pollution control actions had a much smaller influence on Aitken mode particles than on accumulation mode particles, according to the observations carried out during the APEC meeting in 2015 in Beijing (Du et al., 2017).

NPF was observed more often in high aerosol-loading environment of China than we would expect based on the current understanding of nucleation and particle growth (Peng et al., 2014; Kulmala et al., 2017). The ratio of particle scavenging loss
30 rate over condensational growth rate, which is proportional to the ratio of CS to GR, was used as a criterion to predict the

occurrence of NPF events (McMurry et al., 2005; Kuang et al., 2010). With much higher CS values in China than that at European and American sites, the difference of GR was not very obvious at the same site types between China and other countries (Peng et al., 2014). It turned out that NPF occurred frequently in megacities in China when the ratio of CS (10^{-4} s^{-1}) to GR (nm h^{-1}) was above 200, whereas it only occurred when this same ratio was less than 50 under clean and moderately-polluted conditions (Kulmala et al., 2017). As shown in Figure 5, most of the observation data reported ratios of CS (10^{-4} s^{-1}) to GR (nm h^{-1}) between 200 and 500, while a few less than 200 but always higher than 50. More importantly, many studies reported NPF to take place with this ratio higher than 500 at urban and suburban sites. Such NPF events were able to take place in all regions in China (NCP, YRD, PRD and Western China), and during both winter and summer seasons. There are several possible reasons for the higher threshold ratio of CS to GR in highly polluted environment, including the overestimation of particle losses due to assuming a coagulation sticking probability of 1, the underestimation of GR in the sub-3 size range, and also unidentified nucleation and growth mechanism relevant to a polluted atmosphere (Kulmala et al., 2017; Yu et al., 2017).

NPF mainly occurred when the $\text{PM}_{2.5}$ concentration (CS) and gas pollutant concentrations, such as NO_2 , CO and SO_2 , were both low (Wu et al., 2007; Dai et al., 2017; Yu et al., 2016). These gas pollutants were mainly from primary combustion emission (De Gouw and Jimenez, 2009), whereas $\text{PM}_{2.5}$, the main cause of haze, originated from both primary emission and secondary formation and the latter was thought to dominate during haze events in China (Yang et al., 2011; Zhao et al., 2013; Dan et al., 2004; Duan et al., 2005; Wang et al., 2012). NPF was found to concentrate on days with low RH in previous NPF studies in Beijing (Wu et al., 2007; Yue et al., 2009). The possible reason for this would be that photochemical reactions are faster on sunny days with strong solar radiation and low RH. On the contrary, haze usually occurs at high RH when multi-phase processes would contribute more to the aerosol mass (Sun et al., 2010; He et al., 2014; Zheng et al., 2015a; Cheng et al., 2016; Liu et al., 2017) and the hygroscopic aerosols would contribute more to light extinction compared with low-RH conditions (Shi et al., 2014; Shen et al., 2015). NPF and haze are either purely secondary processes or dominated by secondary pollution processes, so there might be some common properties or internal relations between them. With this in mind, besides the possible inaccurate estimation for the GR and CS as pointed out and estimated by Kulmala et al. (2017) and further discussed in detail by Yu et al. (2017), several other possible reasons might also be related to the frequent occurrence of NPF under heavy air pollution in China.

Secondary aerosols, including sulfate and organic aerosols, are still underestimated in current air quality models (Xiao et al., 2015; Chen et al., 2016; Hodzic et al., 2010), indicating unknown chemical and physical processes important for secondary aerosol formation (Kulmala et al., 2014). These processes might create oxidants or change the surface properties of aerosols, and thereby limit their ability to take up condensable vapors and cause more frequent NPF (Kulmala, 2015). The effects of a high percentage of inorganic aerosol particles on the effectiveness of CS ~~is~~ is unknown and may need to be investigated in laboratory experiments. NPF was observed during dust episodes in China, and both FR and GR were enhanced under dust

conditions, indicating photo-induced, dust surface-mediated reactions might be important by producing condensable vapors for NPF (Nie et al., 2014; Xie et al., 2015; Kulmala et al., 2017). Heterogeneous photochemical processes inducing new particle formation and growth might happen in the real atmosphere and need to be further investigated. In addition to these, high concentrations of sulfuric acid (10^6 molecules cm^{-3}) were observed at nighttime, indicative of non-photochemical OH sources (Zheng et al., 2011). The contribution of oxidation of SO_2 by Criegee radicals (Welz et al., 2012; Mauldin et al., 2012), which are generated in reactions of alkenes and ozone, and other possible surface-mediated reactions that lead to the formation of nighttime sulfuric acid under complex air pollution conditions in China, need to be figured out as well.

The NPF leads directly to a burst of small nanoparticles and increases the particle number concentration prominently. While NPF usually tends to occur in clean days with low CS, particle number concentrations are usually much higher on NPF event days than on non-event days (Shen et al., 2016a; An et al., 2015). Kulmala et al. (2016a) studied separately nucleation, Aitken and accumulation mode particle number concentrations in Nanjing in YRD regions of China, and estimated that the majority of the particles were of secondary origin in all the modes. NPF was found to be an important influential factor on atmospheric aerosol number size distribution from remote mountains to polluted cities (Du et al., 2012; Shen et al., 2016a; Zhang et al., 2017c). NPF also changes the surface and volume size distribution. An et al. (2015) observed that NPF events had a large effect on Aitken- and nuclei-mode particle surface and volume concentrations, while having limited contributions to accumulation- and coarse-mode particles. NPF was observed to increase the proportions of NH_4^+ , SO_4^{2-} , NO_3^- , K^+ and Mg^{2+} in nucleation- and Aitken-mode particles compared with those in the total aerosol. Zheng et al. (2011) found that the calculated condensation rate of H_2SO_4 correlated with the Aitken-mode sulfate mass concentration but not with the accumulation-mode sulfate mass concentration.

With high concentrations of condensable vapors, newly-formed particles have a potential to grow quickly, which results in an increase of PM volume or mass concentrations. In an episode with consecutive NPF events in the presence of strong biomass burning in PRD, the aerosol volume concentration increased by $6.1 \text{ mm}^3 \text{ cm}^{-3}$ in volume mass concentration per day or about $10 \mu\text{g m}^{-3}$ per day in mass concentration, with organics and sulfate accounting for 42% and 35%, respectively, of the particle mass concentration (Wang et al., 2013e). Furthermore, it was estimated that primary emissions and secondary formation provided 28 and 72% of particle number concentration and 21 and 79% of mass concentration, respectively. Similarly, Shen et al. (2011) observed that about 20% of the NPF events led to a measurable increase in the particle mass concentration, with an average growth rate of about $4.9 \mu\text{g m}^{-3} \text{ h}^{-1}$ for PM_{10} (PM with diameter less than $1 \mu\text{m}$) during the period of the mass concentration increase. Guo et al. (2014) reported a case with NPF followed by a continuous growth and appearance of haze pollution in Beijing, and proposed that the efficient aerosol nucleation and growth led to severe $\text{PM}_{2.5}$ development.
the NPF probably led to haze formation.

In summary, NPF was found to be the main source of the particle number concentration in the atmosphere, being able to dramatically increase particle number concentrations in a relatively short time. NPF and subsequent particle growth seem also

to have a noticeable contribution to the volume and mass concentration of nucleation- and Aitken-mode particles. Although secondary formation of PM_{2.5} mass is the main cause of haze compared with primary particle emissions, the accumulation of this secondary aerosol mass usually occurs over several days following NPF. The contribution of NPF to haze formation is still an open question. In summary, we think that the effect or contribution of NPF to haze formation is still an open question.

5. Significance and future research directions for NPF study

The effects of NPF on air pollution and human health are crucial but highly uncertain. As we mentioned above, the effect or contribution of NPF to haze formation is still an open question. The NPF leads directly to a burst of small nanoparticles and

increases the particle number concentration prominently. While NPF usually tends to occur in clean days with low CS, particle number concentrations are usually much higher on NPF event days than on non-event days (Shen et al., 2016a; An et al., 2015).

Kulmala et al. (2016a) studied separately nucleation, Aitken and accumulation mode particle number concentrations in Nanjing in YRD regions of China, and estimated that the majority of the particles were of secondary origin in all the modes. NPF was found to be an important influential factor on atmospheric aerosol number size distribution from remote mountains to polluted cities (Du et al., 2012; Shen et al., 2016a; Zhang et al., 2017c). NPF also changes the surface and volume size distribution. An et al. (2015) observed that NPF events had a large effect on Aitken- and nuclei-mode particle surface and volume concentrations, while having limited contributions to accumulation- and coarse-mode particles. NPF was observed to increase the proportions of NH₄⁺, SO₄²⁻, NO₃⁻, K⁺ and Mg²⁺ in nucleation- and Aitken-mode particles compared with those in the total aerosol. Zheng et al. (2011) found that the calculated condensation rate of H₂SO₄ correlated with the Aitken-mode sulfate mass concentration but not with the accumulation-mode sulfate mass concentration.

With high concentrations of condensable vapors, newly formed particles have a potential to grow quickly, which results in an increase of PM volume or mass concentrations. In an episode with consecutive NPF events in the presence of strong biomass burning in PRD, the aerosol volume concentration increased 6.1 by mm³ cm⁻³ in volume mass concentration per day or about 10 µg m⁻³ per day in mass concentration, with organics and sulfate accounting for 42% and 35%, respectively, of the particle mass concentration (Wang et al., 2013c). Furthermore, it was estimated that primary emissions and secondary formation provided 28 and 72% of particle number concentration and 21 and 79% of mass concentration, respectively. Similarly, Shen et al. (2011) observed that about 20% of the NPF events led to a measurable increase in the particle mass concentration, with an average growth rate of about 4.9 µg m⁻³ h⁻¹ for PM₁ (PM with diameter less than 1 µm) during the period of the mass concentration increase. Guo et al. (2014) reported a case with NPF followed by a continuous growth and appearance of haze pollution in Beijing, and proposed that the NPF probably led to haze formation.

In summary, we think that the effect or contribution of NPF to haze formation is still an open question. Answering this question might be difficult using only field observations, so new laboratory experiments and model simulations may need to be

~~designed. This question might be difficult to be identified using only field observations. It might be crucial to develop some laboratory experiments and model simulations to help answering this question.~~

In addition, interactions between NPF, pollution and meteorological conditions should be studied further. Heavy pollution could have significant feedbacks to meteorological conditions in China. For a case study in YRD, it was calculated that air pollution resulted in a decrease in the solar radiation intensity by more than 70 %, decrease in the sensible heat by more than 85 % and temperature drop by almost 10 K (Ding et al., 2013). These effects resulted in a decrease of the boundary layer height, which further increased PM concentrations, forming a feedback loop (Petaja et al., 2016). On the other hand, NPF occurring in a free troposphere may have a major impact on the marine boundary layer particle concentrations due to the subsidence (Clarke et al., 1998; Lin et al., 2007). When the aerosol loading was high, the distance of NPF peak above the planetary boundary layer became larger (Quan et al., 2017).

These interactions would be also crucial for predicting NPF and air quality and for identifying the contribution of NPF to air pollution. Rather than ground observations, multi-dimensional measurements may need to be carried out in order to understand the atmospheric process up to the free troposphere. Compared with the effect of NPF to haze formation, the health effect of high number concentrations of particles with diameters of several or tens of nanometers would be more essential. NPF usually occurs around the same time period as people commute to work. The effects of exposure to a high particle number concentration environment should be investigated.

Atmospheric nucleation and subsequent growth of newly-formed particles could have significant effects on air quality and climate by contributing to CCN (IPCC, 2013). NPF were calculated to enhance CCN number significantly with ratios ranging from 1.2-1.8 in Shanghai in YRD region of China (Leng et al., 2014). Considering both NPF and non-event days, the average contributions of NPF events to potential CCN in the afternoon were calculated to be 11% and 6% at urban sites and regional sites, respectively (Peng et al., 2014). It seems that the enhancement of CCN due to NPF in China at a regional scale was larger than that in Europe (Shen et al., 2016b), which might be due to the combination of a higher nucleation rate and quicker subsequent condensable growth associated with higher pollution levels in China. NPF events ~~was-were~~ also found to have a greater impact on CCN in polluted urban sites than in regional or rural sites in China. For example, CCN number concentrations were observed to be enhanced by a factor of 2-6 in background regions and by a factor of 5.6-8.7 in polluted regions during the NPF event days (Wang et al., 2013c; Shen et al., 2016b). Nevertheless, the impact of NPF on the CCN number concentration was found to depend on the location and individual character of each NPF event, including different hygroscopic properties of particles and thus different CCN activities during different NPF events, so Ma et al. (2016) suggested not using a fixed parameter to predict the contribution of NPF on CCN and Tao et al (2018) emphasized the importance of real-time measurements of hygroscopicity of particles.—

During the past 15 years, a lot of NPF observations and related studies were carried out in China but, as summarized by Wang et al. (2017), the application of state-of-the-art instruments are still quite limited in China. In recent years, an increasing number of studies utilized more advanced instruments, such as PSM (Xiao et al., 2015; Dai et al., 2017; Yu et al., 2016; Yao et

al., 2018), NAIS (Jayaratne et al., 2017;Lv et al., 2018), DEG-SMPS (Cai and Jiang, 2017;Cai et al., 2017) and Api-ToF-MS/CI-API-ToF-MS (Yao et al., 2018), greatly improving our understanding about the nucleation and particle growth mechanisms in China, especially in highly-polluted environments. However, the lack of continuous and comprehensive long-term observations, which should include measurements of particle number size distribution preferably down to 1–2 nm and vapors that potentially participate in NPF and subsequent particle growth (H₂SO₄, ELVOCs, LVOC, ammonia and amines), still ~~This~~ limits our understanding on the mechanism of NPF in different environments in China. ~~Long periods and comprehensive observations would be the most important factor when investigating NPF mechanisms in China, while laboratory experiments and model simulations would also be very helpful and necessary.~~ Key participants and processes of NPF under complex air pollution conditions in China still wait to be answered, and the unexpected NPF at high aerosol loadings need to be explained. Contributions of different mechanisms to NPF should be evaluated with the consideration of spatiotemporal difference, and possibly also with the consideration of inter-annual variability in the process of air pollution control in China. Long periods and comprehensive observations would be the most important factor when investigating NPF mechanisms in China, while laboratory experiments and model simulations would also be very helpful and necessary. As suggested by Kulmala (2018), environmental grand challenges, such as climate change, water and food security as well as urban air pollution, are all linked and need to be studied together. The effects of NPF in China on climate change and human health ~~is-are~~ still poorly understood and should be evaluated quantitatively. Although a global view is needed for these common challenges of mankind, densely-populated China will ~~no-undoubtedly~~ be a very important area in this respect. Studying these effects will be essential for future studies of NPF in China and will be important ~~to-for~~ a global effort for a better atmosphere on Earth.

6. Acknowledgements

This work was supported by Academy of Finland (1251427, 1139656, 296628, 306853, Finnish centre of excellence 1141135), and the EC Seventh Framework Program and European Union's Horizon 2020 program (ERC, project no.742206 "ATM-GTP").

7. References

Almeida, J., Schobesberger, S., Kurten, A., Ortega, I. K., Kupiainen-Maatta, O., Praplan, A. P., Adamov, A., Amorim, A., Bianchi, F., Breitenlechner, M., David, A., Dommen, J., Donahue, N. M., Downard, A., Dunne, E., Duplissy, J., Ehrhart, S., Flagan, R. C., Franchin, A., Guida, R., Hakala, J., Hansel, A., Heinritzi, M., Henschel, H., Jokinen, T., Junninen, H., Kajos, M., Kangasluoma, J., Keskinen, H., Kupc, A., Kurten, T., Kvashin, A. N., Laaksonen, A., Lehtipalo, K., Leiminger, M., Leppa, J., Loukonen, V., Makhmutov, V., Mathot, S., McGrath, M. J., Nieminen, T., Olenius, T., Onnela, A., Petaja, T., Riccobono, F.,

- Riipinen, I., Rissanen, M., Rondo, L., Ruuskanen, T., Santos, F. D., Sarnela, N., Schallhart, S., Schnitzhofer, R., Seinfeld, J. H., Simon, M., Sipila, M., Stozhkov, Y., Stratmann, F., Tome, A., Trostl, J., Tsagkogeorgas, G., Vaattovaara, P., Viisanen, Y., Virtanen, A., Vrtala, A., Wagner, P. E., Weingartner, E., Wex, H., Williamson, C., Wimmer, D., Ye, P. L., Yli-Juuti, T., Carslaw, K. S., Kulmala, M., Curtius, J., Baltensperger, U., Worsnop, D. R., Vehkamäki, H., and Kirkby, J.: Molecular understanding of sulphuric acid-amine particle nucleation in the atmosphere, *Nature*, 502, 359–, 10.1038/nature12663, 2013.
- An, J. L., Wang, H. L., Shen, L. J., Zhu, B., Zou, J. A., Gao, J. H., and Kang, H. Q.: Characteristics of new particle formation events in Nanjing, China: Effect of water-soluble ions, *Atmos. Environ.*, 108, 32–40, 10.1016/j.atmosenv.2015.01.038, 2015.
- Bauduin, S., Clarisse, L., Hadji-Lazaro, J., Theys, N., Clerbaux, C., and Coheur, P. F.: Retrieval of near-surface sulfur dioxide (SO₂) concentrations at a global scale using IASI satellite observations, *Atmos. Meas. Tech.*, 9, 721–740, 10.5194/amt-9-721-2016, 2016.
- Bianchi, F., Trostl, J., Junninen, H., Frege, C., Henne, S., Hoyle, C. R., Molteni, U., Herrmann, E., Adamov, A., Bukowiecki, N., Chen, X., Duplissy, J., Gysel, M., Hutterli, M., Kangasluoma, J., Kontkanen, J., Kuerten, A., Manninen, H. E., Muench, S., Perakyla, O., Petaja, T., Rondo, L., Williamson, C., Weingartner, E., Curtius, J., Worsnop, D. R., Kulmala, M., Dommen, J., and Baltensperger, U.: New particle formation in the free troposphere: A question of chemistry and timing, *Science*, 352, 1109–1112, 10.1126/science.aad5456, 2016.
- Cai, R. L., and Jiang, J. K.: A new balance formula to estimate new particle formation rate: reevaluating the effect of coagulation scavenging, *Atmos. Chem. Phys.*, 17, 12659–12675, 10.5194/acp-17-12659-2017, 2017.
- Cai, R. L., Yang, D. S., Fu, Y. Y., Wang, X., Li, X. X., Ma, Y., Hao, J. M., Zheng, J., and Jiang, J. K.: Aerosol surface area concentration: a governing factor in new particle formation in Beijing, *Atmos. Chem. Phys.*, 17, 12327–12340, 10.5194/acp-17-12327-2017, 2017.
- Chen, D., Liu, Z. Q., Fast, J., and Ban, J. M.: Simulations of sulfate-nitrate-ammonium (SNA) aerosols during the extreme haze events over northern China in October 2014, *Atmos. Chem. Phys.*, 16, 10707–10724, 10.5194/acp-16-10707-2016, 2016.
- Cheng, S. H., Yang, L. X., Zhou, X. H., Xue, L. K., Gao, X. M., Zhou, Y., and Wang, W. X.: Size-fractionated water-soluble ions, situ pH and water content in aerosol on hazy days and the influences on visibility impairment in Jinan, China, *Atmos. Environ.*, 45, 4631–4640, 10.1016/j.atmosenv.2011.05.057, 2011.
- Cheng, Y., Zheng, G., Wei, C., Mu, Q., Zheng, B., Wang, Z., Gao, M., Zhang, Q., He, K., Carmichael, G., Pöschl, U., and Su, H.: Reactive nitrogen chemistry in aerosol water as a source of sulfate during haze events in China, *Science advances*, 2, e1601530, 10.1126/sciadv.1601530, 2016.
- Clarke, A. D., Varner, J. L., Eisele, F., Mauldin, R. L., Tanner, D., and Litchy, M.: Particle production in the remote marine atmosphere: Cloud outflow and subsidence during ACE 1, *J. Geophys. Res.- Atmos.*, 103, 16397–16409, 10.1029/97jd02987, 1998.
- Dai, L., Wang, H. L., Zhou, L. Y., An, J. L., Tang, L. L., Lu, C. S., Yan, W. L., Liu, R. Y., Kong, S. F., Chen, M. D., Lee, S. H., and Yu, H.: Regional and local new particle formation events observed in the Yangtze River Delta region, China, *J. Geophys. Res.- Atmos.*, 122, 2389–2402, 10.1002/2016JD026030, 2017.
- Dal Maso, M., Kulmala, M., Riipinen, I., Wagner, R., Hussein, T., Aalto, P. P., and Lehtinen, K. E. J.: Formation and growth of fresh atmospheric aerosols: eight years of aerosol size distribution data from SMEAR II, Hyytiälä, Finland, *Boreal Environment Research*, 10, 323–336, 2005.
- Dan, M., Zhuang, G., Li, X., Tao, H., and Zhuang, Y.: The characteristics of carbonaceous species and their sources in PM_{2.5} in Beijing, *Atmos. Environ.*, 38, 3443–3452, 10.1016/j.atmosenv.2004.02.052, 2004.
- De Gouw, J., and Jimenez, J. L.: Organic Aerosols in the Earth's Atmosphere, *Environ. Sci. & Technol.*, 43, 7614–7618, 10.1021/es9006004, 2009.
- Ding, A. J., Fu, C. B., Yang, X. Q., Sun, J. N., Petaja, T., Kerminen, V. M., Wang, T., Xie, Y., Herrmann, E., Zheng, L. F., Nie, W., Liu, Q., Wei, X. L., and Kulmala, M.: Intense atmospheric pollution modifies weather: a case of mixed biomass burning with fossil fuel combustion pollution in eastern China, *Atmos. Chem. Phys.*, 13, 10545–10554, 10.5194/acp-13-10545-2013, 2013.
- Ding, A. J., Nie, W., Huang, X., Chi, X. G., Sun, J. N., Kerminen, V. M., Xu, Z., Guo, W. D., Petaja, T., Yang, X. Q., Kulmala, M., and Fu, C. B.: Long-term observation of air pollution-weather/climate interactions at the SORPES station: a review and

- outlook, *Frontiers of Environmental Science & Engineering*, 10, 15, 10.1007/s11783-016-0877-3, 2016.
- Du, J. F., Cheng, T. T., Zhang, M., Chen, J. M., He, Q. S., Wang, X. M., Zhang, R. J., Tao, J., Huang, G. H., Li, X., and Zha, S. P.: Aerosol Size Spectra and Particle Formation Events at Urban Shanghai in Eastern China, *Aerosol Air Qual. Res.*, 12, 1362-1372, 10.4209/aaqr.2011.12.0230, 2012.
- 5 Du, W., Zhao, J., Wang, Y. Y., Zhang, Y. J., Wang, Q. Q., Xu, W. Q., Chen, C., Han, T. T., Zhang, F., Li, Z. Q., Fu, P. Q., Li, J., Wang, Z. F., and Sun, Y. L.: Simultaneous measurements of particle number size distributions at ground level and 260m on a meteorological tower in urban Beijing, China, *Atmos. Chem. Phys.*, 17, 6797-6811, 10.5194/acp-17-6797-2017, 2017.
- Duan, F., He, K., Ma, Y., Jia, Y., Yang, F., Lei, Y., Tanaka, S., and Okuta, T.: Characteristics of carbonaceous aerosols in Beijing, China, *Chemosphere*, 60, 355-364, 10.1016/j.chemosphere.2004.12.035, 2005.
- 10 Dunne, E. M., Gordon, H., Kurten, A., Almeida, J., Duplissy, J., Williamson, C., Ortega, I. K., Pringle, K. J., Adamov, A., Baltensperger, U., Barmet, P., Benduhn, F., Bianchi, F., Breitenlechner, M., Clarke, A., Curtius, J., Dommen, J., Donahue, N. M., Ehrhart, S., Flagan, R. C., Franchin, A., Guida, R., Hakala, J., Hansel, A., Heinritzi, M., Jokinen, T., Kangasluoma, J., Kirkby, J., Kulmala, M., Kupc, A., Lawler, M. J., Lehtipalo, K., Makhmutov, V., Mann, G., Mathot, S., Merikanto, J., Miettinen, P., Nenes, A., Onnela, A., Rap, A., Reddington, C. L. S., Riccobono, F., Richards, N. A. D., Rissanen, M. P., Rondo, L., Sarnela, N., Schobesberger, S., Sengupta, K., Simon, M., Sipilaa, M., Smith, J. N., Stozkhov, Y., Tome, A., Trostl, J., Wagner, P. E., Wimmer, D., Winkler, P. M., Worsnop, D. R., and Carslaw, K. S.: Global atmospheric particle formation from CERN CLOUD measurements, *Science*, 354, 1119-1124, 10.1126/science.aaf2649, 2016.
- Ehn, M., Thornton, J. A., Kleist, E., Sipila, M., Junninen, H., Pullinen, I., Springer, M., Rubach, F., Tillmann, R., Lee, B., Lopez-Hilfiker, F., Andres, S., Acir, I.-H., Rissanen, M., Jokinen, T., Schobesberger, S., Kangasluoma, J., Kontkanen, J., 20 Nieminen, T., Kurten, T., Nielsen, L. B., Jorgensen, S., Kjaergaard, H. G., Canagaratna, M., Dal Maso, M., Berndt, T., Petaja, T., Wahner, A., Kerminen, V.-M., Kulmala, M., Worsnop, D. R., Wildt, J., and Mentel, T. F.: A large source of low-volatility secondary organic aerosol, *Nature*, 506, 476-+, 10.1038/nature13032, 2014.
- Fu, X., Wang, S. X., Ran, L. M., Pleim, J. E., Cooter, E., Bash, J. O., Benson, V., and Hao, J. M.: Estimating NH₃ emissions from agricultural fertilizer application in China using the bi-directional CMAQ model coupled to an agro-ecosystem model, *Atmos. Chem. Phys.*, 15, 6637-6649, 10.5194/acp-15-6637-2015, 2015.
- 25 Gao, J., Wang, T., Zhou, X. H., Wu, W. S., and Wang, W. X.: Measurement of aerosol number size distributions in the Yangtze River delta in China: Formation and growth of particles under polluted conditions, *Atmos. Environ.*, 43, 829-836, 10.1016/j.atmosenv.2008.10.046, 2009.
- Gao, J., Chai, F., Wang, T., and Wang, W.: Particle number size distribution and new particle formation (NPF) in Lanzhou, Western China, *Particuology*, 9, 611-618, 10.1016/j.partic.2011.06.008, 2011.
- 30 Gao, J., Chai, F. H., Wang, T., Wang, S. L., and Wang, W. X.: Particle number size distribution and new particle formation: New characteristics during the special pollution control period in Beijing, *Journal of Environmental Sciences*, 24, 14-21, 10.1016/S1001-0742(11)60725-0, 2012.
- Gong, Y. G., Hu, M., Cheng, Y. F., Su, H., Yue, D. L., Liu, F., Wiedensohler, A., Wang, Z. B., Kalesse, H., Liu, S., Wu, Z. J., 35 Xiao, K. T., Mi, P. C., and Zhang, Y. H.: Competition of coagulation sink and source rate: New particle formation in the Pearl River Delta of China, *Atmos. Environ.*, 44, 3278-3285, 10.1016/j.atmosenv.2010.05.049, 2010.
- Guo, H., Wang, D. W., Cheung, K., Ling, Z. H., Chan, C. K., and Yao, X. H.: Observation of aerosol size distribution and new particle formation at a mountain site in subtropical Hong Kong, *Atmos. Chem. Phys.*, 12, 9923-9939, 10.5194/acp-12-9923-2012, 2012.
- 40 Guo, S., Hu, M., Zamora, M. L., Peng, J. F., Shang, D. J., Zheng, J., Du, Z. F., Wu, Z., Shao, M., Zeng, L. M., Molina, M. J., and Zhang, R. Y.: Elucidating severe urban haze formation in China, *Proc. Natl. Acad. Sci. USA*, 111, 17373-17378, 10.1073/pnas.1419604111, 2014.
- Hand, J. L., and Malm, W. C.: Review of aerosol mass scattering efficiencies from ground-based measurements since 1990, *J. Geophys. Res.- Atmos.*, 112, D16203, 10.1029/2007jd008484, 2007.
- 45 He, H., Wang, Y., Ma, Q., Ma, J., Chu, B., Ji, D., Tang, G., Liu, C., Zhang, H., and Hao, J.: Mineral dust and NO_x promote the conversion of SO₂ to sulfate in heavy pollution days, *Sci. Rep.*, 4, 04172, 10.1038/srep04172, 2014.
- Herrmann, E., Ding, A. J., Kerminen, V. M., Petaja, T., Yang, X. Q., Sun, J. N., Qi, X. M., Manninen, H., Hakala, J., Nieminen,

- T., Aalto, P. P., Kulmala, M., and Fu, C. B.: Aerosols and nucleation in eastern China: first insights from the new SORPES-NJU station, *Atmos. Chem. Phys.*, 14, 2169-2183, 10.5194/acp-14-2169-2014, 2014.
- Hodzic, A., Jimenez, J. L., Madronich, S., Canagaratna, M. R., DeCarlo, P. F., Kleinman, L., and Fast, J.: Modeling organic aerosols in a megacity: potential contribution of semi-volatile and intermediate volatility primary organic compounds to secondary organic aerosol formation, *Atmos. Chem. Phys.*, 10, 5491-5514, 10.5194/acp-10-5491-2010, 2010.
- Hofman, J., Staelens, J., Cordell, R., Stroobants, C., Zikova, N., Hama, S. M. L., Wyche, K. P., Kos, G. P. A., Van der Zee, S., Smallbone, K. L., Weijers, E. P., Monks, P. S., and Roekens, E.: Ultrafine particles in four European urban environments: Results from a new continuous long-term monitoring network, *Atmos. Environ.*, 136, 68-81, 10.1016/j.atmosenv.2016.04.010, 2016.
- 10 Huang, R.-J., Zhang, Y., Bozzetti, C., Ho, K.-F., Cao, J.-J., Han, Y., Daellenbach, K. R., Slowik, J. G., Platt, S. M., Canonaco, F., Zotter, P., Wolf, R., Pieber, S. M., Bruns, E. A., Crippa, M., Ciarelli, G., Piazzalunga, A., Schwikowski, M., Abbaszade, G., Schnelle-Kreis, J., Zimmermann, R., An, Z., Szidat, S., Baltensperger, U., Haddad, I. E., and Prevot, A. S. H.: High secondary aerosol contribution to particulate pollution during haze events in China, *Nature*, 514, 218, 10.1038/nature13774, 2014.
- Huang, X., Zhou, L., Ding, A., Qi, X., Nie, W., Wang, M., Chi, X., Petäjä, T., Kerminen, V. M., Roldin, P., Rusanen, A., 15 Kulmala, M., and Boy, M.: Comprehensive modelling study on observed new particle formation at the SORPES station in Nanjing, China, *Atmos. Chem. Phys.*, 16, 2477-2492, 10.5194/acp-16-2477-2016, 2016.
- IPCC: Working group I contribution to the IPCC fifth Assessment Report (AR5), climate change 2013: the physical science basis, Geneva, Switzerland., 2013.
- Jayarathne, R., Pushpawela, B., He, C. R., Li, H., Gao, J., Chai, F. H., and Morawska, L.: Observations of particles at their 20 formation sizes in Beijing, China, *Atmos. Chem. Phys.*, 17, 8825-8835, 10.5194/acp-17-8825-2017, 2017.
- Jung, J., Miyazaki, Y., and Kawamura, K.: Different characteristics of new particle formation between urban and deciduous forest sites in Northern Japan during the summers of 2010–2011, *Atmos. Chem. Phys.*, 13, 51-68, 10.5194/acp-13-51-2013, 2013.
- Kürten, A., Bianchi, F., Almeida, J., Kupiainen-Maatta, O., Dunne, E. M., Duplissy, J., Williamson, C., Barmet, P., 25 Breitenlechner, M., Dommen, J., Donahue, N. M., Flagan, R. C., Franchin, A., Gordon, H., Hakala, J., Hansel, A., Heinritzi, M., Ickes, L., Jokinen, T., Kangasluoma, J., Kim, J., Kirkby, J., Kupc, A., Lehtipalo, K., Leiminger, M., Makhmutov, V., Onnela, A., Ortega, I. K., Petaja, T., Praplan, A. P., Riccobono, F., Rissanen, M. P., Rondo, L., Schnitzhofer, R., Schobesberger, S., Smith, J. N., Steiner, G., Stozhkov, Y., Tome, A., Trostl, J., Tsagkogeorgas, G., Wagner, P. E., Wimmer, D., Ye, P. L., Baltensperger, U., Carslaw, K., Kulmala, M., and Curtius, J.: Experimental particle formation rates spanning tropospheric 30 sulfuric acid and ammonia abundances, ion production rates, and temperatures, *J. Geophys. Res.- Atmos.*, 121, 12377-12400, 10.1002/2015JD023908, 2016.
- Kaiser, J.: How dirty air hurts the heart, *Science*, 307, 1858-1859, 2005.
- Kerminen, V. M., Pirjola, L., and Kulmala, M.: How significantly does coagulation scavenging limit atmospheric particle production?, *J. Geophys. Res.- Atmos.*, 106, 24119-24125, 10.1029/2001jd000322, 2001.
- 35 Kerminen, V. M., and Kulmala, M.: Analytical formulae connecting the "real" and the "apparent" nucleation rate and the nuclei number concentration for atmospheric nucleation events, *J. Aerosol Sci*, 33, 609-622, 10.1016/S0021-8502(01)00194-X, 2002.
- Kerminen, V. M., Chen, X. M., Vakkari, V., Petaja, T., Kulmala, M., and Bianchi, F.: Atmospheric new particle formation and growth: review of field observations, *Environ. Res. Lett.*, 13, Art. 103003, 10.1088/1748-9326/Aadf3c, 2018.
- Kirkby, J., Curtius, J., Almeida, J., Dunne, E., Duplissy, J., Ehrhart, S., Franchin, A., Gagne, S., Ickes, L., Kuerten, A., Kupc, 40 A., Metzger, A., Riccobono, F., Rondo, L., Schobesberger, S., Tsagkogeorgas, G., Wimmer, D., Amorim, A., Bianchi, F., Breitenlechner, M., David, A., Dommen, J., Downard, A., Ehn, M., Flagan, R. C., Haider, S., Hansel, A., Hauser, D., Jud, W., Junninen, H., Kreissl, F., Kvashin, A., Laaksonen, A., Lehtipalo, K., Lima, J., Lovejoy, E. R., Makhmutov, V., Mathot, S., Mikkila, J., Minginette, P., Mogo, S., Nieminen, T., Onnela, A., Pereira, P., Petaja, T., Schnitzhofer, R., Seinfeld, J. H., Sipila, M., Stozhkov, Y., Stratmann, F., Tome, A., Vanhanen, J., Viisanen, Y., Vrtala, A., Wagner, P. E., Walther, H., Weingartner, E., 45 Wex, H., Winkler, P. M., Carslaw, K. S., Worsnop, D. R., Baltensperger, U., and Kulmala, M.: Role of sulphuric acid, ammonia and galactic cosmic rays in atmospheric aerosol nucleation, *Nature*, 476, 429-U477, 10.1038/nature10343, 2011.
- Kirkby, J., Duplissy, J., Sengupta, K., Frege, C., Gordon, H., Williamson, C., Heinritzi, M., Simon, M., Yan, C., Almeida, J.,

- Troestl, J., Nieminen, T., Ortega, I. K., Wagner, R., Adamov, A., Amorim, A., Bernhammer, A.-K., Bianchi, F., Breitenlechner, M., Brilke, S., Chen, X., Craven, J., Dias, A., Ehrhart, S., Flagan, R. C., Franchin, A., Fuchs, C., Guida, R., Hakala, J., Hoyle, C. R., Jokinen, T., Junninen, H., Kangasluoma, J., Kim, J., Krapf, M., Kuerten, A., Laaksonen, A., Lehtipalo, K., Makhmutov, V., Mathot, S., Molteni, U., Onnela, A., Peraekylae, O., Piel, F., Petaejae, T., Praplan, A. P., Pringle, K., Rap, A., Richards, N.
- 5 A. D., Riipinen, I., Rissanen, M. P., Rondo, L., Sarnela, N., Schobesberger, S., Scott, C. E., Seinfeld, J. H., Sipilae, M., Steiner, G., Stozhkov, Y., Stratmann, F., Tome, A., Virtanen, A., Vogel, A. L., Wagner, A. C., Wagner, P. E., Weingartner, E., Wimmer, D., Winkler, P. M., Ye, P., Zhang, X., Hansel, A., Dommen, J., Donahue, N. M., Worsnop, D. R., Baltensperger, U., Kulmala, M., Carslaw, K. S., and Curtius, J.: Ion-induced nucleation of pure biogenic particles, *Nature*, 533, 521–, 10.1038/nature17953, 2016.
- 10 Kivekas, N., Sun, J., Zhan, M., Kerminen, V. M., Hyvarinen, A., Komppula, M., Viisanen, Y., Hong, N., Zhang, Y., Kulmala, M., Zhang, X. C., Deli-Geer, and Lihavainen, H.: Long term particle size distribution measurements at Mount Waliguan, a high-altitude site in inland China, *Atmos. Chem. Phys.*, 9, 5461–5474, 2009.
- Kontkanen, J., Lehtipalo, K., Ahonen, L., Kangasluoma, J., Manninen, H. E., Hakala, J., Rose, C., Sellegri, K., Xiao, S., Wang, L., Qi, X. M., Nie, W., Ding, A. J., Yu, H., Lee, S., Kerminen, V. M., Petaja, T., and Kulmala, M.: Measurements of sub-3nm
- 15 particles using a particle size magnifier in different environments: from clean mountain top to polluted megacities, *Atmos. Chem. Phys.*, 17, 2163–2187, 10.5194/acp-17-2163-2017, 2017.
- Kuang, C., Riipinen, I., Sihto, S. L., Kulmala, M., McCormick, A. V., and McMurry, P. H.: An improved criterion for new particle formation in diverse atmospheric environments, *Atmos. Chem. Phys.*, 10, 8469–8480, 10.5194/acp-10-8469-2010, 2010.
- 20 Kulmala, M., Vehkamäki, H., Petaja, T., Dal Maso, M., Lauri, A., Kerminen, V. M., Birmili, W., and McMurry, P. H.: Formation and growth rates of ultrafine atmospheric particles: a review of observations, *J. Aerosol Sci.*, 35, 143–176, 10.1016/j.jaerosci.2003.10.003, 2004.
- Kulmala, M., Petaja, T., Nieminen, T., Sipila, M., Manninen, H. E., Lehtipalo, K., Dal Maso, M., Aalto, P. P., Junninen, H., Paasonen, P., Riipinen, I., Lehtinen, K. E. J., Laaksonen, A., and Kerminen, V. M.: Measurement of the nucleation of
- 25 atmospheric aerosol particles, *Nature Protocols*, 7, 1651–1667, 10.1038/nprot.2012.091, 2012.
- Kulmala, M., Kontkanen, J., Junninen, H., Lehtipalo, K., Manninen, H. E., Nieminen, T., Petaja, T., Sipila, M., Schobesberger, S., Rantala, P., Franchin, A., Jokinen, T., Jarvinen, E., Aijala, M., Kangasluoma, J., Hakala, J., Aalto, P. P., Paasonen, P., Mikkilä, J., Vanhanen, J., Aalto, J., Hakola, H., Makkonen, U., Ruuskanen, T., Mauldin, R. L., Duplissy, J., Vehkamäki, H., Back, J., Kortelainen, A., Riipinen, I., Kurten, T., Johnston, M. V., Smith, J. N., Ehn, M., Mentel, T. F., Lehtinen, K. E. J.,
- 30 Laaksonen, A., Kerminen, V. M., and Worsnop, D. R.: Direct Observations of Atmospheric Aerosol Nucleation, *Science*, 339, 943–946, 10.1126/science.1227385, 2013.
- Kulmala, M., Petaja, T., Ehn, M., Thornton, J., Sipila, M., Worsnop, D. R., and Kerminen, V. M.: Chemistry of Atmospheric Nucleation: On the Recent Advances on Precursor Characterization and Atmospheric Cluster Composition in Connection with Atmospheric New Particle Formation, in: *Annual Review of Physical Chemistry*, Vol 65, edited by: Johnson, M. A., and
- 35 Martinez, T. J., *Annual Review of Physical Chemistry*, 21–37, 2014.
- Kulmala, M.: China's choking cocktail, *Nature*, 526, 497–499, 2015.
- Kulmala, M., Luoma, K., Virkkula, A., Petaja, T., Paasonen, P., Kerminen, V. M., Nie, W., Qi, X. M., Shen, Y. C., Chi, X. G., and Ding, A. J.: On the mode-segregated aerosol particle number concentration load: contributions of primary and secondary particles in Hyytiälä and Nanjing, *Boreal Environment Research*, 21, 319–331, 2016a.
- 40 Kulmala, M., Petaja, T., Kerminen, V. M., Kujansuu, J., Ruuskanen, T., Ding, A. J., Nie, W., Hu, M., Wang, Z. B., Wu, Z. J., Wang, L., and Worsnop, D. R.: On secondary new particle formation in China, *Frontiers of Environmental Science & Engineering*, 10, 08, 10.1007/s11783-016-0850-1, 2016b.
- Kulmala, M., Kerminen, V. M., Petaja, T., Ding, A. J., and Wang, L.: Atmospheric gas-to-particle conversion: why NPF events are observed in megacities?, *Faraday Discuss.*, 10.1039/c6fd00257a, 2017.
- 45 Kulmala, M.: Build a global Earth observatory, *Nature*, 553, 21–23, 2018.
- Lee, S. H., Kwak, J. H., Lee, S. Y., and Lee, J. H.: On-road chasing and laboratory measurements of exhaust particle emissions of diesel vehicles equipped with aftertreatment technologies (DPF, urea-SCR), *International Journal of Automotive Technology*,

- 16, 551-559, 10.1007/s12239-015-0056-8, 2015.
- Lehtinen, K. E. J., Dal Maso, M., Kulmala, M., and Kerminen, V. M.: Estimating nucleation rates from apparent particle formation rates and vice versa: Revised formulation of the Kerminen-Kulmala equation, *J. Aerosol Sci.*, 38, 988-994, 10.1016/j.jaerosci.2007.06.009, 2007.
- 5 Lelieveld, J., Evans, J. S., Fnais, M., Giannadaki, D., and Pozzer, A.: The contribution of outdoor air pollution sources to premature mortality on a global scale, *Nature*, 525, 367–, 10.1038/nature15371, 2015.
- Leng, C., Zhang, Q., Tao, J., Zhang, H., Zhang, D., Xu, C., Li, X., Kong, L., Cheng, T., Zhang, R., Yang, X., Chen, J., Qiao, L., Lou, S., Wang, H., and Chen, C.: Impacts of new particle formation on aerosol cloud condensation nuclei (CCN) activity in Shanghai: case study, *Atmos. Chem. Phys.*, 14, 11353-11365, 10.5194/acp-14-11353-2014, 2014.
- 10 Li, C., Marufu, L. T., Dickerson, R. R., Li, Z., Wen, T., Wang, Y., Wang, P., Chen, H., and Stehr, J. W.: In situ measurements of trace gases and aerosol optical properties at a rural site in northern China during East Asian Study of Tropospheric Aerosols: An International Regional Experiment 2005, *J. Geophys. Res.- Atmos.*, 112, D22S04, 10.1029/2006JD007592, 2007.
- Lin, P., Hu, M., Wu, Z., Niu, Y., and Zhu, T.: Marine aerosol size distributions in the springtime over China adjacent seas, *Atmos. Environ.*, 41, 6784-6796, 10.1016/j.atmosenv.2007.04.045, 2007.
- 15 Liu, S., Hu, M., Wu, Z. J., Wehner, B., Wiedensohler, A., and Cheng, Y. F.: Aerosol number size distribution and new particle formation at a rural/coastal site in Pearl River Delta (PRD) of China, *Atmos. Environ.*, 42, 6275-6283, 10.1016/j.atmosenv.2008.01.063, 2008.
- Liu, X. G., Li, J., Qu, Y., Han, T., Hou, L., Gu, J., Chen, C., Yang, Y., Liu, X., Yang, T., Zhang, Y., Tian, H., and Hu, M.: Formation and evolution mechanism of regional haze: a case study in the megacity Beijing, China, *Atmos. Chem. Phys.*, 13, 4501-4514, 10.5194/acp-13-4501-2013, 2013.
- 20 Liu, X. G., Sun, K., Qu, Y., Hu, M., Sun, Y. L., Zhang, F., and Zhang, Y. H.: Secondary Formation of Sulfate and Nitrate during a Haze Episode in Megacity Beijing, China, *Aerosol Air Qual. Res.*, 15, 2246-2257, 10.4209/aaqr.2014.12.0321, 2015.
- Liu, X. H., Zhu, Y. J., Zheng, M., Gao, H. W., and Yao, X. H.: Production and growth of new particles during two cruise campaigns in the marginal seas of China, *Atmos. Chem. Phys.*, 14, 7941-7951, 10.5194/acp-14-7941-2014, 2014.
- 25 Liu, Y. C., Wu, Z. J., Wang, Y., Xiao, Y., Gu, F. T., Zheng, J., Tan, T. Y., Shang, D. J., Wu, Y. S., Zeng, L. M., Hu, M., Bateman, A. P., and Martin, S. T.: Submicrometer Particles Are in the Liquid State during Heavy Haze Episodes in the Urban Atmosphere of Beijing, China, *Environ. Sci. & Technol. Lett.*, 4, 427-432, 10.1021/acs.estlett.7b00352, 2017.
- Lu, Z., Streets, D. G., Zhang, Q., Wang, S., Carmichael, G. R., Cheng, Y. F., Wei, C., Chin, M., Diehl, T., and Tan, Q.: Sulfur dioxide emissions in China and sulfur trends in East Asia since 2000, *Atmos. Chem. Phys.*, 10, 6311-6331, 10.5194/acp-10-6311-2010, 2010.
- 30 Lv, G. L., Sui, X., Chen, J. M., Jayaratne, R., and Mellouki, A.: Investigation of new particle formation at the summit of Mt. Tai, China, *Atmos. Chem. Phys.*, 18, 2243-2258, 10.5194/acp-18-2243-2018, 2018.
- Ma, J., Chu, B., Liu, J., Liu, Y., Zhang, H., and He, H.: NO_x promotion of SO₂ conversion to sulfate: An important mechanism for the occurrence of heavy haze during winter in Beijing, *Environ. Pollut.*, 233, 662-669, 10.1016/j.envpol.2017.10.103, 2018.
- 35 Ma, N., Zhao, C. S., Tao, J. C., Wu, Z. J., Kecorius, S., Wang, Z. B., Gross, J., Liu, H. J., Bian, Y. X., Kuang, Y., Teich, M., Spindler, G., Muller, K., van Pinxteren, D., Herrmann, H., Hu, M., and Wiedensohler, A.: Variation of CCN activity during new particle formation events in the North China Plain, *Atmos. Chem. Phys.*, 16, 8593-8607, 10.5194/acp-16-8593-2016, 2016.
- Man, H. Y., Zhu, Y. J., Ji, F., Yao, X. H., Lau, N. T., Li, Y. J., Lee, B. P., and Chan, C. K.: Comparison of Daytime and Nighttime New Particle Growth at the HKUST Supersite in Hong Kong, *Environ. Sci. & Technol.*, 49, 7170-7178, 10.1021/acs.est.5b02143, 2015.
- 40 Manninen, H. E., Nieminen, T., Asmi, E., Gagne, S., Hakkinen, S., Lehtipalo, K., Aalto, P., Vana, M., Mirme, A., Mirme, S., Horrak, U., Plass-Dulmer, C., Stange, G., Kiss, G., Hoffer, A., Toeroe, N., Moerman, M., Henzing, B., de Leeuw, G., Brinkenberg, M., Kouvarakis, G. N., Bougiatioti, A., Mihalopoulos, N., O'Dowd, C., Ceburnis, D., Arneth, A., Svenningsson, B., Swietlicki, E., Tarozzi, L., Decesari, S., Facchini, M. C., Birmili, W., Sonntag, A., Wiedensohler, A., Boulon, J., Sellegri, K., Laj, P., Gysel, M., Bukowiecki, N., Weingartner, E., Wehrle, G., Laaksonen, A., Hamed, A., Joutsensaari, J., Petaja, T., Kerminen, V. M., and Kulmala, M.: EUCAARI ion spectrometer measurements at 12 European sites - analysis of new particle formation events, *Atmos. Chem. Phys.*, 10, 7907-7927, 10.5194/acp-10-7907-2010, 2010.

- Mao, J. B., Yu, F. Q., Zhang, Y., An, J. Y., Wang, L., Zheng, J., Yao, L., Luo, G., Ma, W. C., Yu, Q., Huang, C., Li, L., and Chen, L. M.: High-resolution modeling of gaseous methylamines over a polluted region in China: source-dependent emissions and implications of spatial variations, *Atmos. Chem. Phys.*, 18, 7933-7950, 10.5194/acp-18-7933-2018, 2018.
- Mauldin, R. L., Berndt, T., Sipila, M., Paasonen, P., Petaja, T., Kim, S., Kurten, T., Stratmann, F., Kerminen, V. M., and Kulmala, M.: A new atmospherically relevant oxidant of sulphur dioxide, *Nature*, 488, 193-+, 10.1038/nature11278, 2012.
- McMurry, P. H., and Friedlander, S. K.: New particle formation in the presence of an aerosol, *Atmos. Environ.* (1967), 13, 1635-1651, 10.1016/0004-6981(79)90322-6, 1979.
- McMurry, P. H., Fink, M., Sakurai, H., Stolzenburg, M. R., Mauldin, R. L., Smith, J., Eisele, F., Moore, K., Sjostedt, S., Tanner, D., Huey, L. G., Nowak, J. B., Edgerton, E., and Voisin, D.: A criterion for new particle formation in the sulfur-rich Atlanta atmosphere, *J. Geophys. Res.- Atmos.*, 110, 1-10, 10.1029/2005JD005901, 2005.
- Meng, H., Zhu, Y. J., Evans, G. J., Jeong, C. H., and Yao, X. H.: Roles of SO₂ oxidation in new particle formation events, *Journal of Environmental Sciences*, 30, 90-101, 10.1016/j.jes.2014.12.002, 2015a.
- Meng, Z., Xie, Y., Jia, S., Zhang, R., Lin, W., Xu, X., and Yang, W.: Characteristics of Atmospheric Ammonia at Gucheng, a Rural Site on North China Plain in Summer of 2013, *Journal of Applied Meteorological Science*, 26, 141-150, 2015b.
- Meng, Z. Y., Lin, W. L., Jiang, X. M., Yan, P., Wang, Y., Zhang, Y. M., Jia, X. F., and Yu, X. L.: Characteristics of atmospheric ammonia over Beijing, China, *Atmos. Chem. Phys.*, 11, 6139-6151, 10.5194/acp-11-6139-2011, 2011.
- Meng, Z. Y., Xu, X. B., Lin, W. L., Ge, B. Z., Xie, Y. L., Song, B., Jia, S. H., Zhang, R., Peng, W., Wang, Y., Cheng, H. B., Yang, W., and Zhao, H. R.: Role of ambient ammonia in particulate ammonium formation at a rural site in the North China Plain, *Atmos. Chem. Phys.*, 18, 167-184, 10.5194/acp-18-167-2018, 2018.
- Merikanto, J., Spracklen, D. V., Mann, G. W., Pickering, S. J., and Carslaw, K. S.: Impact of nucleation on global CCN, *Atmos. Chem. Phys.*, 9, 8601-8616, 10.5194/acp-9-8601-2009, 2009.
- Molteni, U., Bianchi, F., Klein, F., El Haddad, I., Frege, C., Rossi, M. J., Dommen, J., and Baltensperger, U.: Formation of highly oxygenated organic molecules from aromatic compounds, *Atmos. Chem. Phys.*, 18, 1909-1921, 10.5194/acp-18-1909-2018, 2018.
- Nie, W., Ding, A. J., Wang, T., Kerminen, V. M., George, C., Xue, L. K., Wang, W. X., Zhang, Q. Z., Petaja, T., Qi, X. M., Gao, X. M., Wang, X. F., Yang, X. Q., Fu, C. B., and Kulmala, M.: Polluted dust promotes new particle formation and growth, *Sci. Rep.*, 4, 6634, 10.1038/Srep06634, 2014.
- Nieminen, T., Kerminen, V. M., Petäjä, T., Aalto, P. P., Arshinov, M., Asmi, E., Baltensperger, U., Beddows, D. C. S., Beukes, J. P., Collins, D., Ding, A., Harrison, R. M., Henzing, B., Hooda, R., Hu, M., Hörrak, U., Kivekäs, N., Komsaare, K., Krejci, R., Kristensson, A., Laakso, L., Laaksonen, A., Leaitch, W. R., Lihavainen, H., Mihalopoulos, N., Németh, Z., Nie, W., O'Dowd, C., Salma, I., Sellegri, K., Svenningsson, B., Swietlicki, E., Tunved, P., Ulevicius, V., Vakkari, V., Vana, M., Wiedensohler, A., Wu, Z., Virtanen, A., and Kulmala, M.: Global analysis of continental boundary layer new particle formation based on long-term measurements, *Atmos. Chem. Phys. Discuss.*, 2018, 1-34, 10.5194/acp-2018-304, 2018.
- Pan, Y. P., Wang, Y. S., Tang, G. Q., and Wu, D.: Wet and dry deposition of atmospheric nitrogen at ten sites in Northern China, *Atmos. Chem. Phys.*, 12, 6515-6535, 10.5194/acp-12-6515-2012, 2012.
- Pan, Y. P., Tian, S. L., Zhao, Y. H., Zhang, L., Zhu, X. Y., Gao, J., Huang, W., Zhou, Y. B., Song, Y., Zhang, Q., and Wang, Y. S.: Identifying Ammonia Hotspots in China Using a National Observation Network, *Environ. Sci. & Technol.*, 52, 3926-3934, 10.1021/acs.est.7b05235, 2018.
- Parrish, D. D., Kuster, W. C., Shao, M., Yokouchi, Y., Kondo, Y., Goldan, P. D., de Gouw, J. A., Koike, M., and Shirai, T.: Comparison of air pollutant emissions among mega-cities, *Atmos. Environ.*, 43, 6435-6441, 10.1016/j.atmosenv.2009.06.024, 2009.
- Peng, J. F., Hu, M., Wang, Z. B., Huang, X. F., Kumar, P., Wu, Z. J., Guo, S., Yue, D. L., Shang, D. J., Zheng, Z., and He, L. Y.: Submicron aerosols at thirteen diversified sites in China: size distribution, new particle formation and corresponding contribution to cloud condensation nuclei production, *Atmos. Chem. Phys.*, 14, 10249-10265, 10.5194/acp-14-10249-2014, 2014.
- Peng, Y., Liu, X. D., Dai, J., Wang, Z., Dong, Z. P., Dong, Y., Chen, C., Li, X. M., Zhao, N., and Fan, C.: Aerosol size distribution and new particle formation events in the suburb of Xi'an, northwest China, *Atmos. Environ.*, 153, 194-205,

- 10.1016/j.atmosenv.2017.01.022, 2017.
- Petaja, T., Jarvi, L., Kerminen, V. M., Ding, A. J., Sun, J. N., Nie, W., Kujansuu, J., Virkkula, A., Yang, X. Q., Fu, C. B., Zilitinkevich, S., and Kulmala, M.: Enhanced air pollution via aerosol-boundary layer feedback in China, *Sci. Rep.*, 6, 18998, 10.1038/Srep18998, 2016.
- 5 Pichelstorfer, L., Stolzenburg, D., Ortega, J., Karl, T., Kokkola, H., Laakso, A., Lehtinen, K. E. J., Smith, J. N., McMurry, P. H., and Winkler, P. M.: Resolving nanoparticle growth mechanisms from size- and time-dependent growth rate analysis, *Atmos. Chem. Phys.*, 18, 1307-1323, 10.5194/acp-18-1307-2018, 2018.
- Qi, X. M., Ding, A. J., Nie, W., Petaja, T., Kerminen, V. M., Herrmann, E., Xie, Y. N., Zheng, L. F., Manninen, H., Aalto, P., Sun, J. N., Xu, Z. N., Chi, X. G., Huang, X., Boy, M., Virkkula, A., Yang, X. Q., Fu, C. B., and Kulmala, M.: Aerosol size
10 distribution and new particle formation in the western Yangtze River Delta of China: 2 years of measurements at the SORPES station, *Atmos. Chem. Phys.*, 15, 12445-12464, 10.5194/acp-15-12445-2015, 2015.
- Qi, X. M., Ding, A. J., Roldin, P., Xu, Z. N., Zhou, P. T., Sarnela, N., Nie, W., Huang, X., Rusanen, A., Ehn, M., Rissanen, M. P., Petaja, T., Kulmala, M., and Boy, M.: Modelling studies of HOMs and their contributions to new particle formation and growth: comparison of boreal forest in Finland and a polluted environment in China, *Atmos. Chem. Phys.*, 18, 11779-11791,
15 10.5194/acp-18-11779-2018, 2018.
- Quan, J. N., Liu, Y. A., Liu, Q., Jia, X. C., Li, X., Gao, Y., Ding, D. P., Li, J., and Wang, Z. F.: Anthropogenic pollution elevates the peak height of new particle formation from planetary boundary layer to lower free troposphere, *Geophys. Res. Lett.*, 44, 7537-7543, 10.1002/2017GL074553, 2017.
- Rönkkö, T., Kuuluvainen, H., Karjalainen, P., Keskinen, J., Hillamo, R., Niemi, J. V., Pirjola, L., Timonen, H. J., Saarikoski, S., Saukko, E., Järvinen, A., Silvennoinen, H., Rostedt, A., Olin, M., Yli-Ojanperä, J., Nousiainen, P., Kousa, A., and Dal Maso, M.: Traffic is a major source of atmospheric nanocluster aerosol, *Proc. Natl. Acad. Sci.*, 114, 7549-7554,
20 10.1073/pnas.1700830114, 2017.
- Riccobono, F., Schobesberger, S., Scott, C. E., Dommen, J., Ortega, I. K., Rondo, L., Almeida, J., Amorim, A., Bianchi, F., Breitenlechner, M., David, A., Downard, A., Dunne, E. M., Duplissy, J., Ehrhart, S., Flagan, R. C., Franchin, A., Hansel, A.,
25 Junninen, H., Kajos, M., Keskinen, H., Kupc, A., Kurten, A., Kvashin, A. N., Laaksonen, A., Lehtipalo, K., Makhmutov, V., Mathot, S., Nieminen, T., Onnela, A., Petaja, T., Praplan, A. P., Santos, F. D., Schallhart, S., Seinfeld, J. H., Sipila, M., Spracklen, D. V., Stozhkov, Y., Stratmann, F., Tome, A., Tsagkogeorgas, G., Vaattovaara, P., Viisanen, Y., Vrtala, A., Wagner, P. E., Weingartner, E., Wex, H., Wimmer, D., Carslaw, K. S., Curtius, J., Donahue, N. M., Kirkby, J., Kulmala, M., Worsnop, D. R., and Baltensperger, U.: Oxidation Products of Biogenic Emissions Contribute to Nucleation of Atmospheric Particles,
30 *Science*, 344, 717-721, 10.1126/science.1243527, 2014.
- Ronald, J. V., Mijling, B., Ding, J., Koukouli, M. E., Liu, F., Li, Q., Mao, H. Q., and Theys, N.: Cleaning up the air: effectiveness of air quality policy for SO₂ and NO_x emissions in China, *Atmos. Chem. Phys.*, 17, 1775-1789, 10.5194/acp-17-1775-2017, 2017.
- Shen, L. J., Wang, H. L., Lu, S., Li, L., Yuan, J., Zhang, X. H., Tian, X. D., and Tang, Q.: Observation of aerosol size distribution
35 and new particle formation at a coastal city in the Yangtze River Delta, China, *Sci. Total Environ.*, 565, 1175-1184, 10.1016/j.scitotenv.2016.05.164, 2016a.
- Shen, X. J., Sun, J. Y., Zhang, Y. M., Wehner, B., Nowak, A., Tuch, T., Zhang, X. C., Wang, T. T., Zhou, H. G., Zhang, X. L., Dong, F., Birmili, W., and Wiedensohler, A.: First long-term study of particle number size distributions and new particle formation events of regional aerosol in the North China Plain, *Atmos. Chem. Phys.*, 11, 1565-1580, 10.5194/acp-11-1565-
40 2011, 2011.
- Shen, X. J., Sun, J. Y., Zhang, X. Y., Zhang, Y. M., Zhang, L., Che, H. C., Ma, Q. L., Yu, X. M., Yue, Y., and Zhang, Y. W.: Characterization of submicron aerosols and effect on visibility during a severe haze-fog episode in Yangtze River Delta, China, *Atmos. Environ.*, 120, 307-316, <https://doi.org/10.1016/j.atmosenv.2015.09.011>, 2015.
- Shen, X. J., Sun, J. Y., Zhang, X. Y., Zhang, Y. M., Zhang, L., and Fan, R. X.: Key features of new particle formation events
45 at background sites in China and their influence on cloud condensation nuclei, *Frontiers of Environmental Science & Engineering*, 10, 05, 10.1007/s11783-016-0833-2, 2016b.
- Shen, X. J., Sun, J. Y., Zhang, X. Y., Zhang, Y. M., Zhang, L., Fan, R. X., Zhang, Z. X., Zhang, X. L., Zhou, H. G., Zhou, L.

- Y., Dong, F., and Shi, Q. F.: The influence of emission control on particle number size distribution and new particle formation during China's V-Day parade in 2015, *Sci. Total Environ.*, 573, 409-419, 10.1016/j.scitotenv.2016.08.085, 2016c.
- Shen, X. J., Sun, J. Y., Kivekas, N., Kristensson, A., Zhang, X. Y., Zhang, Y. M., Zhang, L., Fan, R. X., Qi, X. F., Ma, Q. L., and Zhou, H. G.: Spatial distribution and occurrence probability of regional new particle formation events in eastern China, *Atmos. Chem. Phys.*, 18, 587-599, 10.5194/acp-18-587-2018, 2018.
- Shi, Y., Chen, J., Hu, D., Wang, L., Yang, X., and Wang, X.: Airborne submicron particulate (PM₁) pollution in Shanghai, China: Chemical variability, formation/dissociation of associated semi-volatile components and the impacts on visibility, *Sci. Total Environ.*, 473-474, 199-206, 10.1016/j.scitotenv.2013.12.024, 2014.
- Sipilä, M., Sarnela, N., Jokinen, T., Henschel, H., Junninen, H., Kontkanen, J., Richters, S., Kangasluoma, J., Franchin, A., Perakyla, O., Rissanen, M. P., Ehn, M., Vehkamäki, H., Kurten, T., Berndt, T., Petaja, T., Worsnop, D., Ceburnis, D., Kerminen, V. M., Kulmala, M., and O'Dowd, C.: Molecular-scale evidence of aerosol particle formation via sequential addition of HIO₃, *Nature*, 537, 532-534, 10.1038/nature19314, 2016.
- Sipila, M., Berndt, T., Petaja, T., Brus, D., Vanhanen, J., Stratmann, F., Patokoski, J., Mauldin, R. L., III, Hyvarinen, A.-P., Lihavainen, H., and Kulmala, M.: The Role of Sulfuric Acid in Atmospheric Nucleation, *Science*, 327, 1243-1246, 10.1126/science.1180315, 2010.
- Sun, W., Shao, M., Granier, C., Liu, Y., Ye, C. S., and Zheng, J. Y.: Long-Term Trends of Anthropogenic SO₂, NO_x, CO, and NMVOCs Emissions in China, *Earth's Future*, 6, 1112-1133, doi:10.1029/2018EF000822, 2018.
- Sun, Y., Wang, Y. S., and Zhang, C. C.: Measurement of the vertical profile of atmospheric SO₂ during the heating period in Beijing on days of high air pollution, *Atmos. Environ.*, 43, 468-472, 10.1016/j.atmosenv.2008.09.057, 2009.
- Sun, Y. L., Zhang, Q., Anastasio, C., and Sun, J.: Insights into secondary organic aerosol formed via aqueous-phase reactions of phenolic compounds based on high resolution mass spectrometry, *Atmos. Chem. Phys.*, 10, 4809-4822, 10.5194/acp-10-4809-2010, 2010.
- Sun, Y. L., Chen, C., Zhang, Y. J., Xu, W. Q., Zhou, L. B., Cheng, X. L., Zheng, H. T., Ji, D. S., Li, J., Tang, X., Fu, P. Q., and Wang, Z. F.: Rapid formation and evolution of an extreme haze episode in Northern China during winter 2015, *Sci. Rep.*, 6, 27151, 10.1038/Srep27151, 2016.
- Tan, H. B., Yin, Y., Li, F., Liu, X. T., Chan, P. W., Deng, T., Deng, X. J., Wan, Q. L., and Wu, D.: Measurements of Particle Number Size Distributions and New Particle Formation Events during Winter in the Pearl River Delta Region, China, *Journal of Tropical Meteorology*, 22, 191-199, 10.16555/j.1006-8775.2016.02.009, 2016.
- Tao, J. C., Zhao, C. S., Ma, N., and Kuang, Y.: Consistency and applicability of parameterization schemes for the size-resolved aerosol activation ratio based on field measurements in the North China Plain, *Atmos. Environ.*, 173, 316-324, 10.1016/j.atmosenv.2017.11.021, 2018.
- Tao, Y., Ye, X. N., Jiang, S. Q., Yang, X., Chen, J. M., Xie, Y. Y., and Wang, R. Y.: Effects of amines on particle growth observed in new particle formation events, *J. Geophys. Res.- Atmos.*, 121, 324-335, 10.1002/2015JD024245, 2016.
- Tröstl, J., Chuang, W. K., Gordon, H., Heinritzi, M., Yan, C., Molteni, U., Ahlm, L., Frege, C., Bianchi, F., Wagner, R., Simon, M., Lehtipalo, K., Williamson, C., Craven, J. S., Duplissy, J., Adamov, A., Almeida, J., Bernhammer, A.-K., Breitenlechner, M., Brilke, S., Dias, A., Ehrhart, S., Flagan, R. C., Franchin, A., Fuchs, C., Guida, R., Gysel, M., Hansel, A., Hoyle, C. R., Jokinen, T., Junninen, H., Kangasluoma, J., Keskinen, H., Kim, J., Krapf, M., Kuerten, A., Laaksonen, A., Lawler, M., Leiminger, M., Mathot, S., Moehler, O., Nieminen, T., Onnela, A., Petäejae, T., Piel, F. M., Miettinen, P., Rissanen, M. P., Rondo, L., Sarnela, N., Schobesberger, S., Sengupta, K., Sipila, M., Smith, J. N., Steiner, G., Tome, A., Virtanen, A., Wagner, A. C., Weingartner, E., Wimmer, D., Winkler, P. M., Ye, P., Carslaw, K. S., Curtius, J., Dommen, J., Kirkby, J., Kulmala, M., Riipinen, I., Worsnop, D. R., Donahue, N. M., and Baltensperger, U.: The role of low-volatility organic compounds in initial particle growth in the atmosphere, *Nature*, 533, 527-531, 10.1038/nature18271, 2016.
- von Schneidmesser, E., Monks, P. S., and Plass-Duelmer, C.: Global comparison of VOC and CO observations in urban areas, *Atmos. Environ.*, 44, 5053-5064, 10.1016/j.atmosenv.2010.09.010, 2010.
- Vu, T. V., Delgado-Saborit, J. M., and Harrison, R. M.: Review: Particle number size distributions from seven major sources and implications for source apportionment studies, *Atmos. Environ.*, 122, 114-132, 10.1016/j.atmosenv.2015.09.027, 2015.
- Wang, D. W., Guo, H., Cheung, K., and Gan, F. X.: Observation of nucleation mode particle burst and new particle formation

- events at an urban site in Hong Kong, *Atmos. Environ.*, 99, 196-205, 10.1016/j.atmosenv.2014.09.074, 2014a.
- Wang, H. L., Zhu, B., Shen, L. J., An, J. L., Yin, Y., and Kang, H. Q.: Number size distribution of aerosols at Mt. Huang and Nanjing in the Yangtze River Delta, China: Effects of air masses and characteristics of new particle formation, *Atmospheric Research*, 150, 42-56, 10.1016/j.atmosres.2014.07.020, 2014b.
- 5 Wang, L., Wen, L., Xu, C., Chen, J., Wang, X., Yang, L., Wang, W., Yang, X., Sui, X., Yao, L., and Zhang, Q.: HONO and its potential source particulate nitrite at an urban site in North China during the cold season, *Sci. Total Environ.*, 538, 93-101, 10.1016/j.scitotenv.2015.08.032, 2015a.
- Wang, S. W., Zhang, Q., Martin, R. V., Philip, S., Liu, F., Li, M., Jiang, X. J., and He, K. B.: Satellite measurements oversee China's sulfur dioxide emission reductions from coal-fired power plants, *Environ. Res. Lett.*, 10, 9, 10.1088/1748-9326/10/11/114015, 2015b.
- 10 Wang, Y., Yao, L., Wang, L., Liu, Z., Ji, D., Tang, G., Zhang, J., Sun, Y., Hu, B., and Xin, J.: Mechanism for the formation of the January 2013 heavy haze pollution episode over central and eastern China, *Sci. China Earth Sci.*, 57, 14-25, 10.1007/s11430-013-4773-4, 2013a.
- Wang, Z., Wang, T., Guo, J., Gao, R., Xue, L. K., Zhang, J. M., Zhou, Y., Zhou, X. H., Zhang, Q. Z., and Wang, W. X.: Formation of secondary organic carbon and cloud impact on carbonaceous aerosols at Mount Tai, North China, *Atmos. Environ.*, 46, 516-527, 10.1016/j.atmosenv.2011.08.019, 2012.
- 15 Wang, Z. B., Hu, M., Yue, D. L., Zheng, J., Zhang, R. Y., Wiedensohler, A., Wu, Z. J., Nieminen, T., and Boy, M.: Evaluation on the role of sulfuric acid in the mechanisms of new particle formation for Beijing case, *Atmos. Chem. Phys.*, 11, 12663-12671, 10.5194/acp-11-12663-2011, 2011.
- 20 Wang, Z. B., Hu, M., Mogensen, D., Yue, D. L., Zheng, J., Zhang, R. Y., Liu, Y., Yuan, B., Li, X., Shao, M., Zhou, L., Wu, Z. J., Wiedensohler, A., and Boy, M.: The simulations of sulfuric acid concentration and new particle formation in an urban atmosphere in China, *Atmos. Chem. Phys.*, 13, 11157-11167, 10.5194/acp-13-11157-2013, 2013b.
- Wang, Z. B., Hu, M., Sun, J. Y., Wu, Z. J., Yue, D. L., Shen, X. J., Zhang, Y. M., Pei, X. Y., Cheng, Y. F., and Wiedensohler, A.: Characteristics of regional new particle formation in urban and regional background environments in the North China Plain, *Atmos. Chem. Phys.*, 13, 12495-12506, 10.5194/acp-13-12495-2013, 2013c.
- 25 Wang, Z. B., Hu, M., Wu, Z. J., Yue, D. L., He, L. Y., Huang, X. F., Liu, X. G., and Wiedensohler, A.: Long-term measurements of particle number size distributions and the relationships with air mass history and source apportionment in the summer of Beijing, *Atmos. Chem. Phys.*, 13, 10159-10170, 10.5194/acp-13-10159-2013, 2013d.
- Wang, Z. B., Hu, M., Yue, D. L., He, L. Y., Huang, X. F., Yang, Q., Zheng, J., Zhang, R. Y., and Zhang, Y. H.: New particle formation in the presence of a strong biomass burning episode at a downwind rural site in PRD, China, *Tellus Series B-Chemical and Physical Meteorology*, 65, 19965, 10.3402/Tellusb.V65i0.19965, 2013e.
- 30 Wang, Z. B., Hu, M., Pei, X. Y., Zhang, R. Y., Paasonen, P., Zheng, J., Yue, D. L., Wu, Z. J., Boy, M., and Wiedensohler, A.: Connection of organics to atmospheric new particle formation and growth at an urban site of Beijing, *Atmos. Environ.*, 103, 7-17, 10.1016/j.atmosenv.2014.11.069, 2015c.
- 35 Wang, Z. B., Wu, Z. J., Yue, D. L., Shang, D. J., Guo, S., Sun, J. Y., Ding, A. J., Wang, L., Jiang, J. K., Guo, H., Gao, J., Cheung, H. C., Morawska, L., Keywood, M., and Hu, M.: New particle formation in China: Current knowledge and further directions, *Sci. Total Environ.*, 577, 258-266, 10.1016/j.scitotenv.2016.10.177, 2017.
- Wei, W., Wang, S. X., Hao, J. M., and Cheng, S. Y.: Projection of anthropogenic volatile organic compounds (VOCs) emissions in China for the period 2010-2020, *Atmos. Environ.*, 45, 6863-6871, 10.1016/j.atmosenv.2011.01.013, 2011.
- 40 Welz, O., Savee, J. D., Osborn, D. L., Vasu, S. S., Percival, C. J., Shallcross, D. E., and Taatjes, C. A.: Direct Kinetic Measurements of Criegee Intermediate (CH_2OO) Formed by Reaction of CH_2I with O_2 , *Science*, 335, 204-207, 10.1126/science.1213229, 2012.
- Wen, L. A., Chen, J. M., Yang, L. X., Wang, X. F., Xu, C. H., Sui, X. A., Yao, L., Zhu, Y. H., Zhang, J. M., Zhu, T., and Wang, W. X.: Enhanced formation of fine particulate nitrate at a rural site on the North China Plain in summer: The important roles of ammonia and ozone, *Atmos. Environ.*, 101, 294-302, 10.1016/j.atmosenv.2014.11.037, 2015.
- 45 Wildt, J., Mentel, T. F., Kiendler-Scharr, A., Hoffmann, T., Andres, S., Ehn, M., Kleist, E., Musgen, P., Rohrer, F., Rudich, Y., Springer, M., Tillmann, R., and Wahner, A.: Suppression of new particle formation from monoterpene oxidation by NO_x ,

- Atmos. Chem. Phys., 14, 2789-2804, 10.5194/acp-14-2789-2014, 2014.
- Wu, R. R., Bo, Y., Li, J., Li, L. Y., Li, Y. Q., and Xie, S. D.: Method to establish the emission inventory of anthropogenic volatile organic compounds in China and its application in the period 2008-2012, Atmos. Environ., 127, 244-254, 10.1016/j.atmosenv.2015.12.015, 2016.
- 5 Wu, Z. J., Hu, M., Liu, S., Wehner, B., Bauer, S., Ssling, A. M., Wiedensohler, A., Petaja, T., Dal Maso, M., and Kulmala, M.: New particle formation in Beijing, China: Statistical analysis of a 1-year data set, J. Geophys. Res.- Atmos., 112, D09209, 10.1029/2006jd007406, 2007.
- Wu, Z. J., Hu, M., Yue, D. L., Wehner, B., and Wiedensohler, A.: Evolution of particle number size distribution in an urban atmosphere during episodes of heavy pollution and new particle formation, Science China-Earth Sciences, 54, 1772-1778, 10.1007/s11430-011-4227-9, 2011.
- 10 Xiao, S., Wang, M. Y., Yao, L., Kulmala, M., Zhou, B., Yang, X., Chen, J. M., Wang, D. F., Fu, Q. Y., Worsnop, D. R., and Wang, L.: Strong atmospheric new particle formation in winter in urban Shanghai, China, Atmos. Chem. Phys., 15, 1769-1781, 10.5194/acp-15-1769-2015, 2015.
- Xie, Y. N., Ding, A. J., Nie, W., Mao, H. T., Qi, X. M., Huang, X., Xu, Z., Kerminen, V. M., Petaja, T., Chi, X. G., Virkkula, A., Boy, M., Xue, L. K., Guo, J., Sun, J. N., Yang, X. Q., Kulmala, M., and Fu, C. B.: Enhanced sulfate formation by nitrogen dioxide: Implications from in situ observations at the SORPES station, J. Geophys. Res.- Atmos., 120, 12679-12694, 2015.
- 15 Yang, F., Tan, J., Zhao, Q., Du, Z., He, K., Ma, Y., Duan, F., Chen, G., and Zhao, Q.: Characteristics of PM_{2.5} speciation in representative megacities and across China, Atmos. Chem. Phys., 11, 5207-5219, 10.5194/acp-11-5207-2011, 2011.
- Yao, L., Wang, M. Y., Wang, X. K., Liu, Y. J., Chen, H. F., Zheng, J., Nie, W., Ding, A. J., Geng, F. H., Wang, D. F., Chen, J. M., Worsnop, D. R., and Wang, L.: Detection of atmospheric gaseous amines and amides by a high-resolution time-of-flight chemical ionization mass spectrometer with protonated ethanol reagent ions, Atmos. Chem. Phys., 16, 14527-14543, 10.5194/acp-16-14527-2016, 2016.
- 20 Yao, L., Garmash, O., Bianchi, F., Zheng, J., Yan, C., Kontkanen, J., Junninen, H., Mazon, S. B., Ehn, M., Paasonen, P., Sipilä, M., Wang, M., Wang, X., Xiao, S., Chen, H., Lu, Y., Zhang, B., Wang, D., Fu, Q., Geng, F., Li, L., Wang, H., Qiao, L., Yang, X., Chen, J., Kerminen, V.-M., Petäjä, T., Worsnop, D. R., Kulmala, M., and Wang, L.: Atmospheric new particle formation from sulfuric acid and amines in a Chinese megacity, Science, 361, 278-281, 10.1126/science.aao4839, 2018.
- Yao, X. H., Choi, M. Y., Lau, N. T., Lau, A. P. S., Chan, C. K., and Fang, M.: Growth and Shrinkage of New Particles in the Atmosphere in Hong Kong, Aerosol Sci. Technol., 44, 639-650, 10.1080/02786826.2010.482576, 2010.
- Ye, X. N., Ma, Z., Zhang, J. C., Du, H. H., Chen, J. M., Chen, H., Yang, X., Gao, W., and Geng, F. H.: Important role of ammonia on haze formation in Shanghai, Environ. Res. Lett., 6, 024019, 10.1088/1748-9326/6/2/024019, 2011.
- 30 Young, L. H., Lee, S. H., Kanawade, V. P., Hsiao, T. C., Lee, Y. L., Hwang, B. F., Liou, Y. J., Hsu, H. T., and Tsai, P. J.: New particle growth and shrinkage observed in subtropical environments, Atmos. Chem. Phys., 13, 547-564, 10.5194/acp-13-547-2013, 2013a.
- Young, L. H., Lee, S. H., Kanawade, V. P., Hsiao, T. C., Lee, Y. L., Hwang, B. F., Liou, Y. J., Hsu, H. T., and Tsai, P. J.: Atmospheric Observations of New Particle Growth and Shrinkage, Nucleation and Atmospheric Aerosols, 1527, 426-429, 10.1063/1.4803295, 2013b.
- 35 Yu, H., Zhou, L. Y., Dai, L., Shen, W. C., Dai, W., Zheng, J., Ma, Y., and Chen, M. D.: Nucleation and growth of sub-3nm particles in the polluted urban atmosphere of a megacity in China, Atmos. Chem. Phys., 16, 2641-2657, 10.5194/acp-16-2641-2016, 2016.
- 40 Yu, H., Ren, L., and Kanawade, V. P.: New Particle Formation and Growth Mechanisms in Highly Polluted Environments, Current Pollution Reports, 3, 245-253, 10.1007/s40726-017-0067-3, 2017.
- Yuan, Q., Yang, L. X., Dong, C., Yan, C., Meng, C. P., Sui, X., and Wang, W. X.: Particle physical characterisation in the Yellow River Delta of Eastern China: number size distribution and new particle formation, Air Quality Atmosphere and Health, 8, 441-452, 10.1007/s11869-014-0293-4, 2015.
- 45 Yue, D. L., Hu, M., Wu, Z. J., Wang, Z. B., Guo, S., Wehner, B., Nowak, A., Achtert, P., Wiedensohler, A., Jung, J., Kim, Y. J., and Liu, S.: Characteristics of aerosol size distributions and new particle formation in the summer in Beijing, J. Geophys. Res.- Atmos., 114, D00g12, 10.1029/2008jd010894, 2009.

- Yue, D. L., Hu, M., Zhang, R. Y., Wang, Z. B., Zheng, J., Wu, Z. J., Wiedensohler, A., He, L. Y., Huang, X. F., and Zhu, T.: The roles of sulfuric acid in new particle formation and growth in the mega-city of Beijing, *Atmos. Chem. Phys.*, 10, 4953-4960, 10.5194/acp-10-4953-2010, 2010.
- Yue, D. L., Hu, M., Wang, Z. B., Wen, M. T., Guo, S., Zhong, L. J., Wiedensohler, A., and Zhang, Y. H.: Comparison of particle number size distributions and new particle formation between the urban and rural sites in the PRD region, China, *Atmos. Environ.*, 76, 181-188, 10.1016/j.atmosenv.2012.11.018, 2013.
- Zhang, H., Li, H., Zhang, Q. Z., Zhang, Y. J., Zhang, W. Q., Wang, X. Z., Bi, F., Chai, F. H., Gao, J., Meng, L. S., Yang, T., Chen, Y. Z., Cheng, Q., and Xia, F. M.: Atmospheric Volatile Organic Compounds in a Typical Urban Area of Beijing: Pollution Characterization, Health Risk Assessment and Source Apportionment, *Atmosphere*, 8, 61, ARTN 61, 10.3390/atmos8030061, 2017a.
- Zhang, Q., Shen, Z. X., Cao, J. J., Zhang, R. J., Zhang, L. M., Huang, R. J., Zheng, C. J., Wang, L. Q., Liu, S. X., Xu, H. M., Zheng, C. L., and Liu, P. P.: Variations in PM_{2.5}, TSP, BC, and trace gases (NO₂, SO₂, and O₃) between haze and non-haze episodes in winter over Xi'an, China, *Atmos. Environ.*, 112, 64-71, 10.1016/j.atmosenv.2015.04.033, 2015a.
- Zhang, R., Wang, G., Guo, S., Zarnora, M. L., Ying, Q., Lin, Y., Wang, W., Hu, M., and Wang, Y.: Formation of Urban Fine Particulate Matter, *Chem. Rev.*, 115, 3803-3855, 10.1021/acs.chemrev.5b00067, 2015b.
- Zhang, X. H., Zhang, Y. M., Sun, J. Y., Zheng, X. J., Li, G., and Deng, Z. Q.: Characterization of particle number size distribution and new particle formation in an urban environment in Lanzhou, China, *J. Aerosol Sci*, 103, 53-66, 10.1016/j.jaerosci.2016.10.010, 2017b.
- Zhang, X. R., Yin, Y., Lin, Z. Y., Han, Y. X., Hao, J., Yuan, L., Chen, K., Chen, J. H., Kong, S. F., Shan, Y. P., Xiao, H., and Tan, W.: Observation of aerosol number size distribution and new particle formation at a mountainous site in Southeast China, *Sci. Total Environ.*, 575, 309-320, 10.1016/j.scitotenv.2016.09.212, 2017c.
- Zhang, Y.-L., and Cao, F.: Fine particulate matter (PM_{2.5}) in China at a city level, *Sci. Rep.*, 5, 10.1038/srep14884, 2015.
- Zhang, Y. M., Zhang, X. Y., Sun, J. Y., Lin, W. L., Gong, S. L., Shen, X. J., and Yang, S.: Characterization of new particle and secondary aerosol formation during summertime in Beijing, China, *Tellus Series B-Chemical and Physical Meteorology*, 63, 382-394, 10.1111/j.1600-0889.2011.00533.x, 2011.
- Zhao, P. S., Dong, F., He, D., Zhao, X. J., Zhang, X. L., Zhang, W. Z., Yao, Q., and Liu, H. Y.: Characteristics of concentrations and chemical compositions for PM_{2.5} in the region of Beijing, Tianjin, and Hebei, China, *Atmos. Chem. Phys.*, 13, 4631-4644, 10.5194/acp-13-4631-2013, 2013.
- Zheng, B., Zhang, Q., Zhang, Y., He, K. B., Wang, K., Zheng, G. J., Duan, F. K., Ma, Y. L., and Kimoto, T.: Heterogeneous chemistry: a mechanism missing in current models to explain secondary inorganic aerosol formation during the January 2013 haze episode in North China, *Atmos. Chem. Phys.*, 15, 2031-2049, 10.5194/acp-15-2031-2015, 2015a.
- Zheng, B., Tong, D., Li, M., Liu, F., Hong, C., Geng, G., Li, H., Li, X., Peng, L., Qi, J., Yan, L., Zhang, Y., Zhao, H., Zheng, Y., He, K., and Zhang, Q.: Trends in China's anthropogenic emissions since 2010 as the consequence of clean air actions, *Atmos. Chem. Phys.*, 18, 14095-14111, 10.5194/acp-18-14095-2018, 2018.
- Zheng, J., Hu, M., Zhang, R., Yue, D., Wang, Z., Guo, S., Li, X., Bohn, B., Shao, M., He, L., Huang, X., Wiedensohler, A., and Zhu, T.: Measurements of gaseous H₂SO₄ by AP-ID-CIMS during CAREBeijing 2008 Campaign, *Atmos. Chem. Phys.*, 11, 7755-7765, 10.5194/acp-11-7755-2011, 2011.
- Zheng, J., Ma, Y., Chen, M. D., Zhang, Q., Wang, L., Khalizov, A. F., Yao, L., Wang, Z., Wang, X., and Chen, L. X.: Measurement of atmospheric amines and ammonia using the high resolution time-of-flight chemical ionization mass spectrometry, *Atmos. Environ.*, 102, 249-259, 10.1016/j.atmosenv.2014.12.002, 2015b.
- Zhu, B., Wang, H. L., Shen, L. J., Kang, H. Q., and Yu, X. N.: Aerosol spectra and new particle formation observed in various seasons in Nanjing, *Advances in Atmospheric Sciences*, 30, 1632-1644, 10.1007/s00376-013-2202-4, 2013.
- Zhu, Y. J., Sabaliauskas, K., Liu, X. H., Meng, H., Gao, H. W., Jeong, C. H., Evans, G. J., and Yao, X. H.: Comparative analysis of new particle formation events in less and severely polluted urban atmosphere, *Atmos. Environ.*, 98, 655-664, 10.1016/j.atmosenv.2014.09.043, 2014.
- Zhu, Y. J., Yan, C. Q., Zhang, R. Y., Wang, Z. F., Zheng, M., Gao, H. W., Gao, Y., and Yao, X. H.: Simultaneous measurements of new particle formation at 1 s time resolution at a street site and a rooftop site, *Atmos. Chem. Phys.*, 17, 9469-9484,

10.5194/acp-17-9469-2017, 2017.

Zou, Y., Deng, X. J., Zhu, D., Gong, D. C., Wang, H., Li, F., Tan, H. B., Deng, T., Mai, B. R., Liu, X. T., and Wang, B. G.: Characteristics of 1 year of observational data of VOCs, NO_x and O₃ at a suburban site in Guangzhou, China, *Atmos. Chem. Phys.*, 15, 6625-6636, 10.5194/acp-15-6625-2015, 2015.

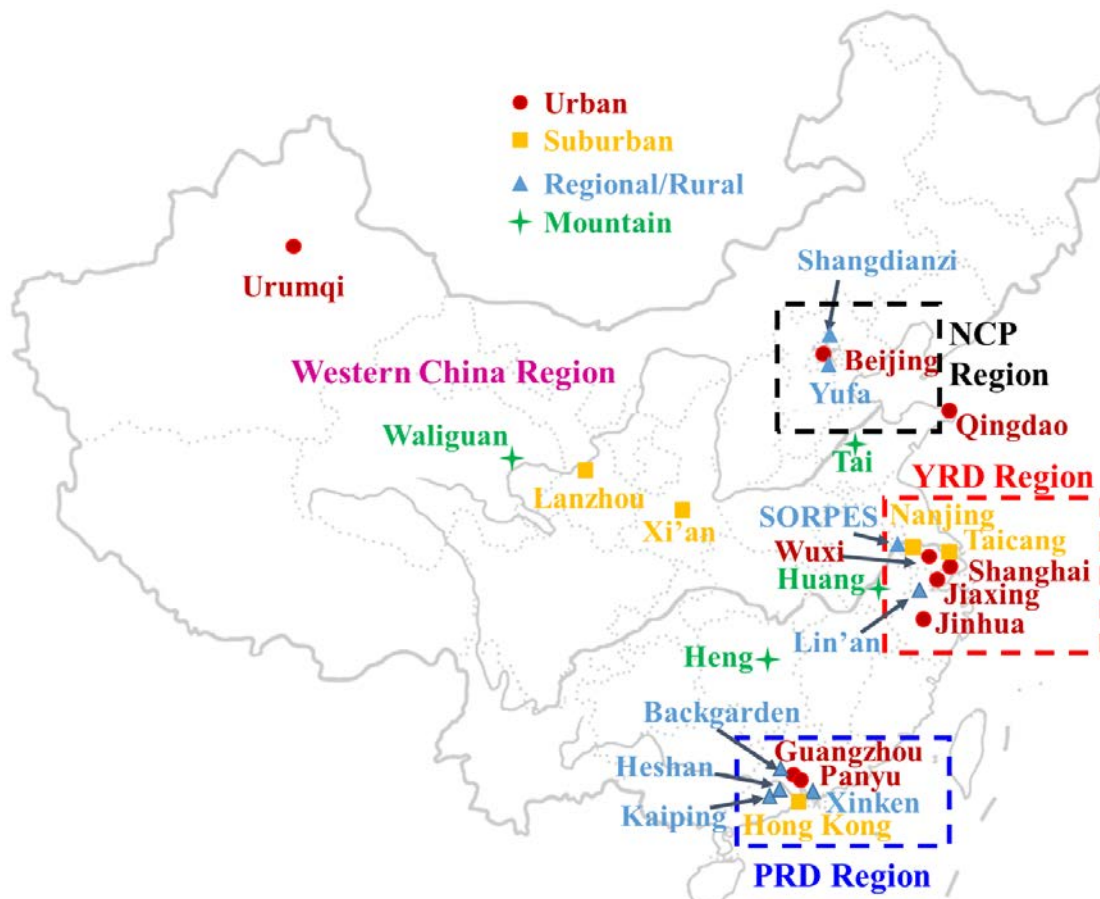
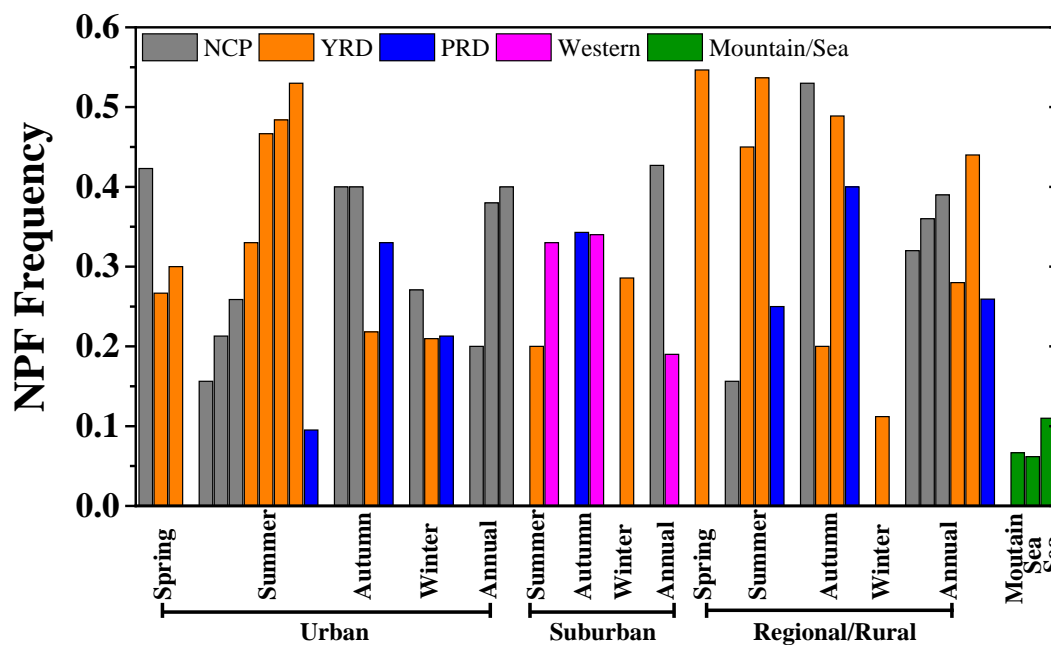


Figure 1: Map of observation sites involving NPF study in China. Most of these observations sites were classified into four regions in this study, i.e. North China Plain (NCP), Yangtze River Delta (YRD), Pearl River Delta (PRD), Western China region (Western).



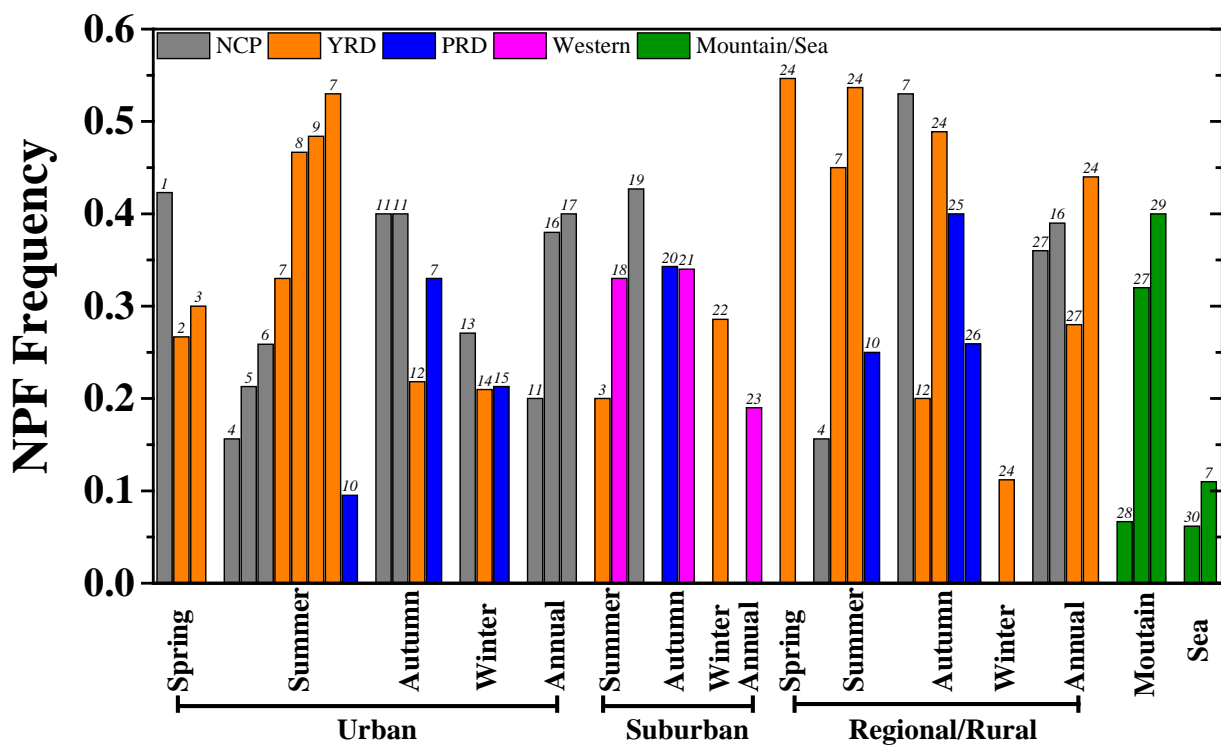
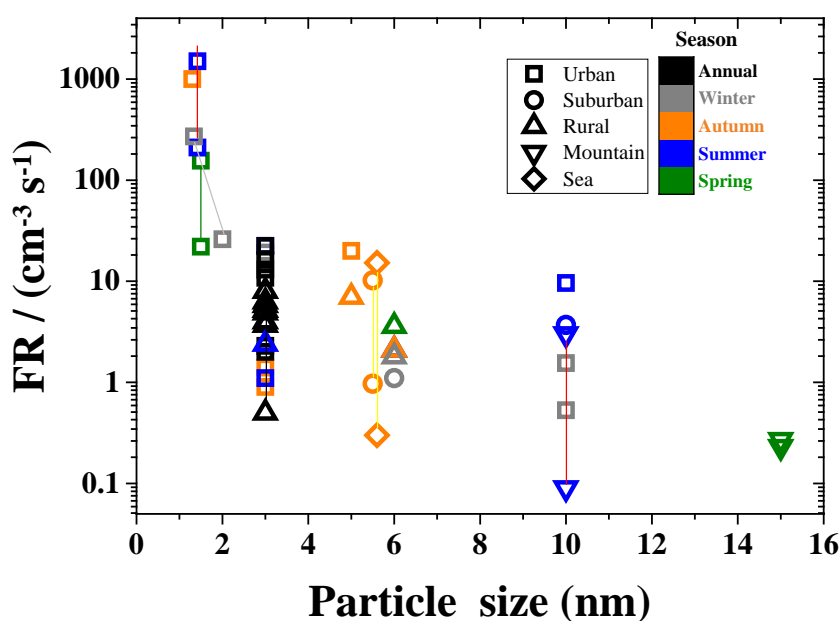


Figure 2: NPF frequency observed at different places in different seasons in China. The number on top of each column indicates the references of the data: 1(Cai et al., 2017); 2(Leng et al., 2014); 3(Zhu et al., 2013); 4(Yue et al., 2009); 5(Zhang et al., 2011); 6(Wang et al., 2011); 7(Peng et al., 2014); 8(Yu et al., 2016); 9(Shen et al., 2016a); 10(Yue et al., 2013); 11(Shen et al., 2016c); 12(Dai et al., 2017); 13(Javaratne et al., 2017); 14(Xiao et al., 2015); 15(Tan et al., 2016); 16(Wang et al., 2013c); 17(Wu et al., 2007); 18(Gao et al., 2011); 19(Gao et al., 2012); 20(Guo et al., 2012); 21(Zhang et al., 2017b); 22(Herrmann et al., 2014); 23(Peng et al., 2017); 24(Qi et al., 2015); 25(Wang et al., 2013e); 26(Liu et al., 2008); 27(Shen et al., 2016b); 28(Zhang et al., 2017c); 29(Lv et al., 2018); 30(Liu et al., 2014). The data are collected in the references in Table 2.



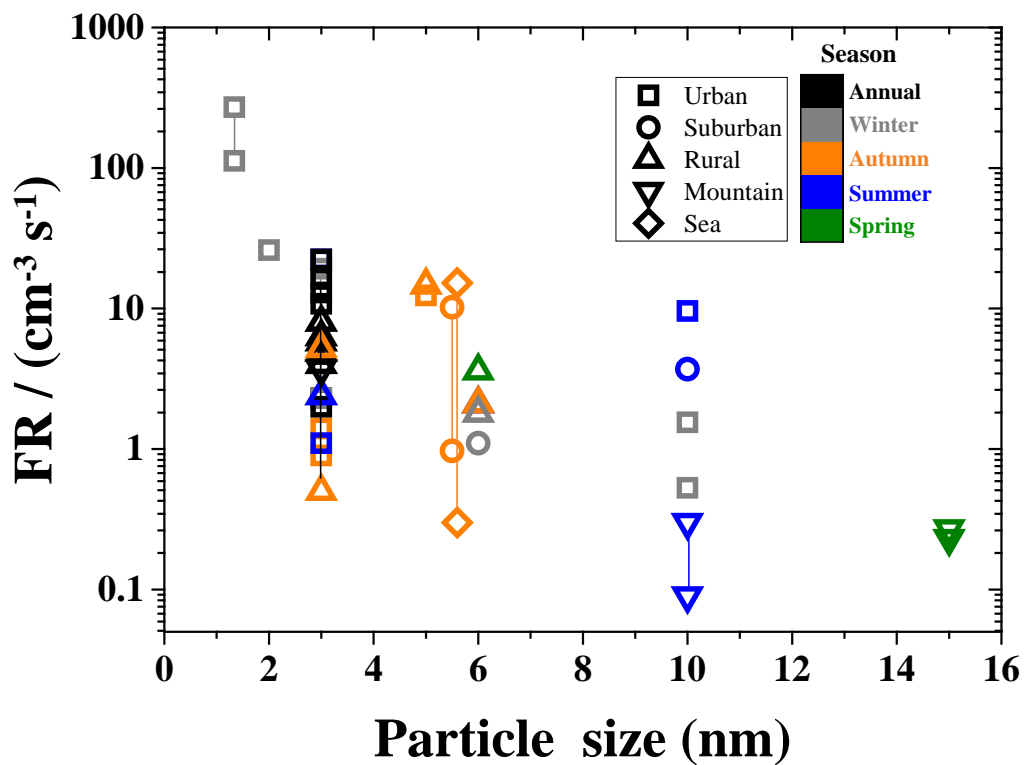
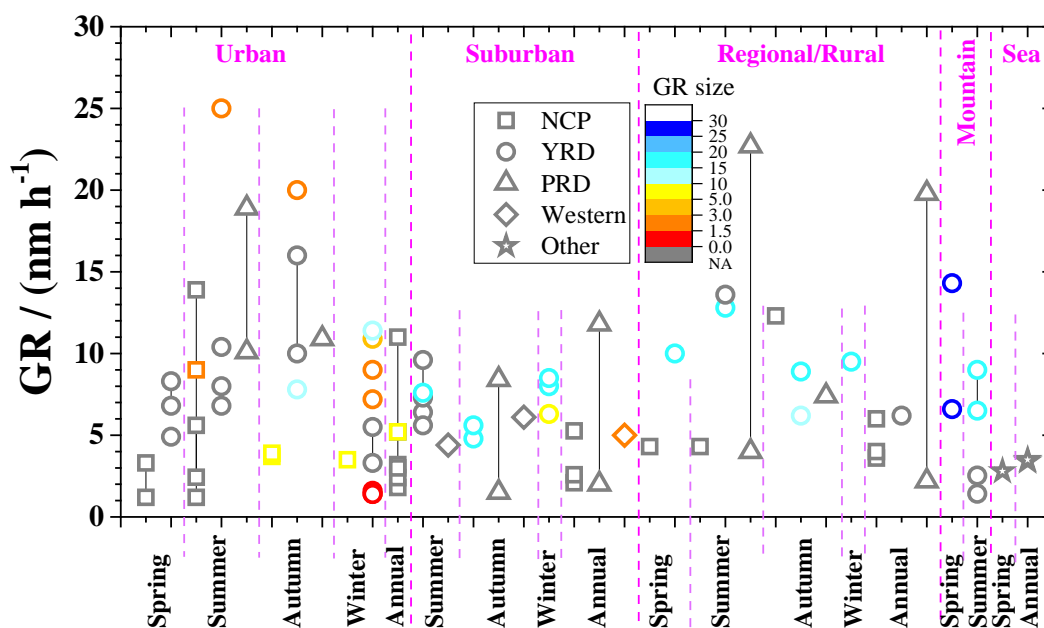


Figure 3: New particle FR observed at different places in different seasons in China. The line between two data points indicates that a range of FR was reported in the literature. The data are collected in the references in Table 2.



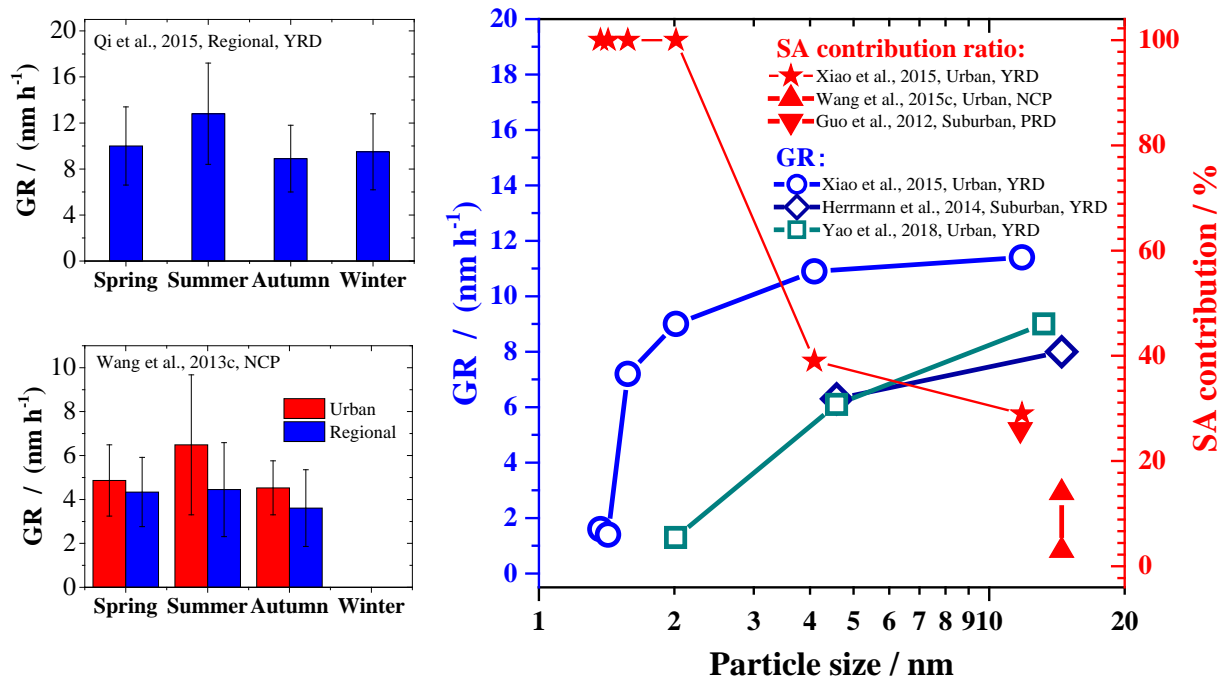
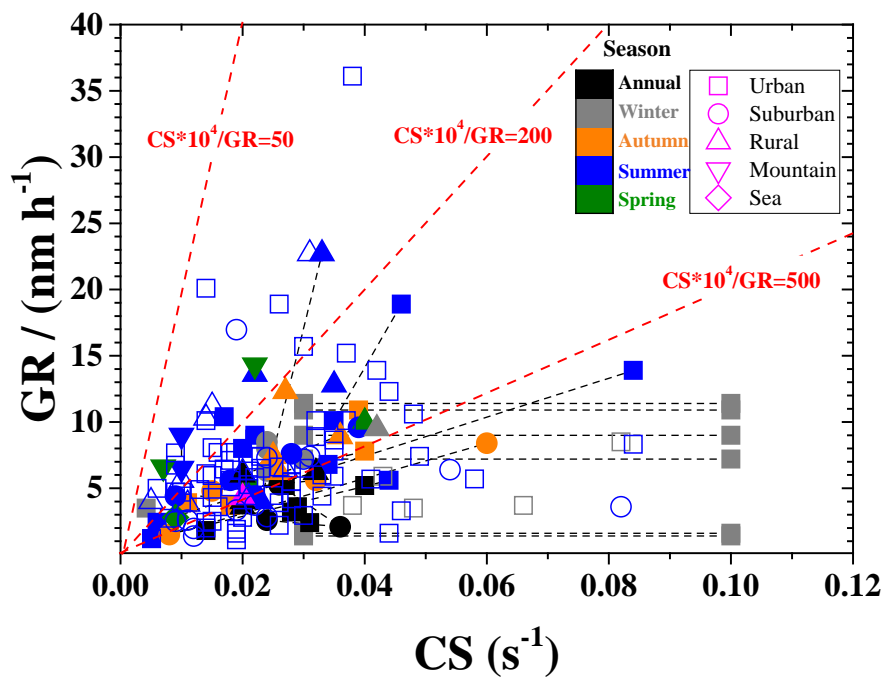


Figure 4: Particle GR observed in different seasons at different places regional site in YRD (a) and an urban and a regional site in NCP (b) in different seasons in China and some measurement results of GR and sulfuric acid (SA) contribution to the GR in different size ranges (c). The data point are colored by the particle size range for the GR calculation. The line between two data points indicates that a range of GR was reported in the literatures. The data are collected in the references in Table 2 indicated in the figure.



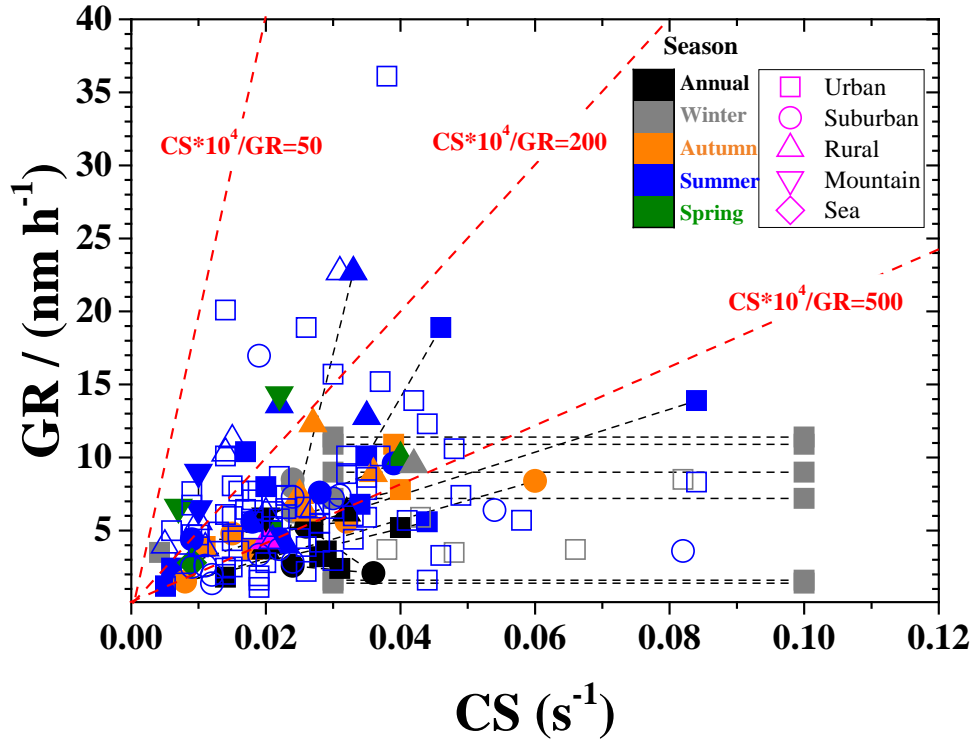


Figure 5: Particle GR as a function of CS in the NPF events in China. The solid points are average data for a certain observation period, while the open points are data for individual NPF days. The line between two data points indicates that a range of GR and/or CS was reported in the literature. The data are collected in the references in

Table 2.

Table 1: Parameters to characterize NPF events

Parameter	Description	Calculated from
FR	Formation rate of particles	Temporal variation of particle size distribution
GR	Growth rate	Temporal variation of particle size distribution
CS	Condensation sink	Particle size distribution
CoagS	Coagulation sink	Particle size distribution
C_{cv}	Condensation vapor concentration	GR
Q	Source rate of condensation vapors	CS and C_{cv}

Table 2: Characterization of NPF events in China

Observation time	Observation site	Region	Site type	Season	EP*	FR (cm ⁻³ s ⁻¹)	Size for FR (nm)	GR (nm h ⁻¹)	Size for GR (nm)	C _{cv} (10 ⁷ cm ⁻³)	Q (10 ⁶ cm ⁻³)	CS (s ⁻¹)	Measured size (nm)	Ref.	Comments
2014.7-12 2015.6-8	Taishan	NCP	Rural Mountain	Summer Autumn	40%	7.10 (0.82- 25.04)	3	1.98 (0.58- 7.76)	3-20			0.014 (0.001-0.284)		(Lv et al., 2018)	
2015.8- 2015.9	Beijing	NCP	Urban	Annual				3.2(1.5-6.1)** 3.6(1.4-7.5)						(Du et al., 2017)	ground 260m
2015.10- 2016.1	Beijing	NCP	Urban	Winter	27%	26 (12-38)	2-3	3.5(0.5-9)	2-10			0.0042		(Jayaratne et al., 2017)	
2013.11- 2014.12	Xi'an	Western	Suburban	Annual	19%			5±1.9	2.8-10.7				10-487	(Peng et al., 2017)	
2018.4-7	Huang	YRD	Mountain	Summer	7%	0.09-0.3	10	4.53 2.90(1.42- 4.42) 2.53					10-10000	(Zhang et al., 2017c)	
2014.8-11	Lanzhou	Western	Suburban	Autumn	34%	1.71		6.1					14.6- 661.2	(Zhang et al., 2017b)	
2016.3-4	Beijing	NCP	Urban	Spring	42%	22-156***	1.5	1.2-3.3					1-	(Cai et al., 2017)	H ₂ SO ₄ measured
2015.9-11	Nanjing	YRD	Urban	Autumn	22%	10 90 2.5-27.220	1.34-3 55 8.0-24.17	2020 7.87-8 6.26-2	32 1040 1040			0.04 0.04 0.026		(Dai et al., 2017)	
						10 90 2.5-27.220	1.34-3 55 8.0-24.17	2020 7.87-8 6.26-2	32 1040 1040			0.04 0.04 0.026			
						10 90 2.5-27.220	1.34-3 55 8.0-24.17	2020 7.87-8 6.26-2	32 1040 1040			0.04 0.04 0.026			
2014 Youth Olympic	Nanjing	YRD	Urban	Summer	47%	2500 92- 2500***240	1.42	25 1.6-8.9	1.4-3				1.4-	(Yu et al., 2016)	
2013- summer	Shanghai	YRD	Urban	Summer									10-10000	(Tao et al., 2016)	
2011.11-12	Panyu,	PRD	Urban	Winter	21%	0.97	10-20	8.5			9.7	0.082	10-20000	(Tan et al.,	

Observation time	Observation site	Region	Site type	Season	EP*	FR (cm ⁻³ s ⁻¹)	Size for FR (nm)	GR (nm h ⁻¹)	Size for GR (nm)	C _{cv} (10 ⁷ cm ⁻³)	Q (10 ⁶ cm ⁻³)	CS (s ⁻¹)	Measured size (nm)	Ref.	Comments
	Guangzhou					0.82		5.9			3.5	0.043		2016)	
						1.55		3.7			1.9	0.038			
						0.53		3.5			2.3	0.048			
						0.57		3.7			3.4	0.066			
2008.8-9				Autumn	40%	0.9		3.7				0.018		(Shen et al.,	
2010-2013	Beijing	NCP	Urban	Annual	20%	2.3	3-10	5.2	3-10			0.04		2016c)	
2015.8-9				Autumn	40%	1.4		3.9				0.011			
2008.3–2013.12	Shangdianzi	NCP	Rural	Annual	36%	6.3(0.5-39.3)		3.6(0.7-13.4)				0.02			
2011.1–2011.12	Taishan	NCP	Mountain Rural	Annual	32%	3.7(1-9.6)	3	6(1.1-15.4)				0.02	3-800	(Shen et al., 2016b)	
2013.1–2013.12	Lin an	YRD	Rural	Annual	28%	5.8(0.8-26.5)		6.2(1.8-21.3)				0.032			
2015.5	Jiaxing	YRD	Urban	Summer	48%	9.6(4-17)	10-20	6.8(2.2-15.7)		9.4(3.0-21.5)	3.3(0.5-7.7)	0.034(0.015-0.058)	10-10000	(Shen et al., 2016a)	
2008.7-9	Beijing	NCP	Urban	Summer									3-900	(Wang et al., 2015c)	H ₂ SO ₄ , VOCs measured
						112.4-271	1.34	1.6±1	1.35-1.39	2.3-6.4					
						2.3-19.2	3	1.4±2.2	1.39-1.46						
2013.11-2014.1	Shanghai	YRD	Urban	Winter	21%			7.2±7.1	1.46-1.7			0.03-0.1	1.35-615	(Xiao et al., 2015)	
								9±11.4	1.7-2.39						
								10.9±9.8	2.39-7						
								11.4±9.7	7-20						
2011-2013	YRD	YRD	Regional	Annual	44%		6		6-30			0.038-0.053	6-800	(Qi et al., 2015)	
				Spring	55%	3.6		10				0.04-0.055			

Observation time	Observation site	Region	Site type	Season	EP*	FR (cm ⁻³ s ⁻¹)	Size for FR (nm)	GR (nm h ⁻¹)	Size for GR (nm)	C _{cv} (10 ⁷ cm ⁻³)	Q (10 ⁶ cm ⁻³)	CS (s ⁻¹)	Measured size (nm)	Ref.	Comments
				Summer	54%	2.1		12.8				0.035-0.05			
				Autumn	49%	2.1		8.9				0.036-0.051			
				Winter	11%	1.8		9.5				0.042-0.058			
2011	Yellow River Delta	NCP		Annual	22%	6.6		5.3						(Yuan et al., 2015)	
2012.7-8	Nanjing	YRD	Suburban	Summer		3.7(1.6-6.7)	10	7.6(5.6-9.6)	10-20	10.5(7.7-13.2)	2.9(1.9-4.7)	0.028(0.018-0.039)		(An et al., 2015)	
2010.7-8	Wuxi	YRD	Urban	Summer	53%			10.4(6.2-13.3)				0.017(0.009-0.029)		(Peng et al., 2014)	
2010.4-6	Shanghai	YRD	Urban	Summer	33%			8(4.2-12)				0.02(0.01-0.033)			
2010.11	Guangzhou	PRD	Urban	Autumn	33%			10.9(7.3-18.1)				0.039(0.026-0.056)			
2008.5-6	Urumchi	Western	Urban	Spring	86%							0.016(0.01-0.026)			
2010.6 -7	Jiaxing	YRD	Regional	Summer	45%			13.6(7.9-19.6)				0.022(0.011-0.041)			
2007.10	Yufa	NCP	Regional	Autumn	53%			12.3(8.6-21)				0.027(0.005-0.053)			
2008.10-11	Kaiping	PRD	Regional	Autumn	40%			7.4(3.2-13.5)				0.025(0.003-0.086)			
2009.10-12	BG	PRD	Sea	Autumn	15%			4.5(3.2-7.5)				0.014(0.01-0.018)			
2011.3-4	Changdao	NCP	Sea	Spring	19%			5.7(4.5-6.8)				0.02(0.019-0.021)			
2011.10-11	Wenling	YRD	Sea	Autumn	10%			7.5				0.026			
2011.3-4	China sea		Sea	Spring	11%			2.8(1.6-3.9)				0.009(0.008-0.011)			
2011.10-11, 2012.11	Marginal seas		Sea	Autumn	6%	0.3-15.2	5.6-30				1.6(1.1-2.2)			(Liu et al., 2014)	
2010.5	Qingdao	NCP	Coastal city	Summer	41%	13.3		6.2						(Zhu et al., 2014)	
2011.8-9	Huangshan	YRD	Mountain	Summer		0.25-0.67	10-20	6.5-9.0	10-20			0.01		(Wang et al., 2014b)	
2011.10-11	Nanjing	YRD	Suburban	Autumn		0.83-1.67		4.8-5.6				0.015-0.032			
2011.11-2012.3	Nanjing	YRD	Suburban	Winter	29%	1.1	6	8.50 6.3	6-30 3-7		3.8	0.024	0.8-800	(Herrmann et al., 2014)	

Observation time	Observation site	Region	Site type	Season	EP*	FR (cm ⁻³ s ⁻¹)	Size for FR (nm)	GR (nm h ⁻¹)	Size for GR (nm)	C _{ev} (10 ⁷ cm ⁻³)	Q (10 ⁶ cm ⁻³)	CS (s ⁻¹)	Measured size (nm)	Ref.	Comments
								8	7-30						
2012.4	Shanghai	YRD	Urban	Spring	27%	0.40		4.91				0.021	10-800	(Leng et al., 2014)	
2009.4	Mountain in Hunan		Mountain	Spring		0.27	15	14.3	30-50		2.8	0.007	10-10000	(Nie et al., 2014)	dust
				Spring		0.23		6.6			1.4	0.022			non-dust
2006.7	BG	PRD	Rural	Summer	25%	2.4-4	3-25	4-22.7		5-31	1.3-11	0.023-0.033	15-10000	(Yue et al., 2013)	
	Guangzhou	PRD	Urban	Summer	10%	NA		10.1-18.9		14-26	7.7-9.1	0.035-0.046	3-10000		
2008.10-11	Kaiping	PRD	Rural	Autumn	40%			7.4		1.3		0.025		(Wang et al., 2013e)	
								3.2-135.5		(H ₂ SO ₄)		0.03-0.086			
2008.3-11	Beijing	NCP	Urban	Annual	38%	10.8(2.2-34.5)		5.2		9.3	2.1	0.027		(Wang et al., 2013c)	
	Shangdianzi	NCP	Regional	Annual	39%	4.9(0.4-24.5)		4		7.1	1.2	0.02			
2010.10-11	HK	PRD	Suburban	Autumn	34%	0.97-10.2	5.5	1.5-8.4		0.8-1.2 (H ₂ SO ₄)		0.008-0.06	5.5-350	(Guo et al., 2012)	
2010 summer			Suburban	Summer	20%										
2009 autumn	Nanjing	YRD	Urban/Suburban	Autumn	3%			10-16						(Zhu et al., 2013)	
2011 spring			Urban	Spring	30%			6.8-8.3							
2008	Beijing	NCP	Suburban	Annual Summer	43%			3.2(1.2-8)		4.4	1.2		10-1000	(Gao et al., 2012)	
2006.6-7	Lanzhou	Western	Suburban	Summer	33%	1.8-3.4	10-20	4.4(1.3-16.9)		6.1	1.1	0.009-0.022	10-10000	(Gao et al., 2011)	

Observation time	Observation site	Region	Site type	Season	EP*	FR (cm ⁻³ s ⁻¹)	Size for FR (nm)	GR (nm h ⁻¹)	Size for GR (nm)	C _{ev} (10 ⁷ cm ⁻³)	Q (10 ⁶ cm ⁻³)	CS (s ⁻¹)	Measured size (nm)	Ref.	Comments
2008.10-2009.2	Shanghai	YRD	Urban	Winter	5%	0.2-0.5	10-20	3.3-5.5					10-10000	(Du et al., 2012)	
2004-2006	Beijing	NCP	Urban	Annual				0.4		0.6 (H ₂ SO ₄)		0.01	3-10000	(Wu et al., 2011)	
2008.7-9	Beijing	NCP	Urban	Summer	26%			9	1.5-3			0.022	3-900	(Wang et al., 2011)	H ₂ SO ₄ measured
2008.3-2009.8	Shangdianzi	NCP	Rural	Annual Spring/Summer	36%	8(0.7-72.7)		4.3(0.3-14.5)				0.02	3-10000	(Shen et al., 2011)	
2008.6-9	Beijing	NCP	Urban	Summer	21%			2.43-13.9				0.006-0.084	12-550	(Zhang et al., 2011)	
2008	Beijing	NCP	Urban	Annual Summer	10-70%	2-13		3-11					3-900	(Yue et al., 2010)	
2003-2004	HK	PRD	Coastal/Suburban	Annual		3.6(2.3-11.5)		2-11.8					3.2-106	(Yao et al., 2010)	
2006	Beijing	NCP	Urban	Summer	16%	1.1-22.4		1.2-5.6		1.5-17	0.1-8.8	0.0051-0.044	3-10000	(Yue et al., 2009)	
	Yufa	NCP	Rural	Summer	16%										
2005.5-6	Taicang, YRD	YRD	Suburban	Summer				6.4(3.6-7.4)					10-1000	(Gao et al., 2009)	
2004	Xinken	PRD	Rural	Autumn Annual	26%	0.5-5.2		2.2-19.8					3-10000	(Liu et al., 2008)	
2005-2006	China Sea		Sea	Annual				3.4					15-10000	(Lin et al., 2007)	
								3.5							
2004-2005	Beijing	NCP	Urban	Annual	40%	3.3-81.4		0.1-11.2					3-10000	(Wu et al., 2007)	clean pollution
						22.3		1.8		2.5	0.59	0.014			
						16.2		2.4		6	2.4	0.031			

*EP: events percentage (frequency).

**The average value and the range of the reported data in the parenthesis.–

***These formation rates are the maximum FR during the NPF event.

Atmospheric new particle formation in China

Biwu Chu¹, Veli-Matti Kerminen¹, Federico Bianchi^{1, 2}, Chao Yan¹, Tuukka Petäjä^{1, 3}, Markku Kulmala^{1, 2}

¹Institute for Atmospheric and Earth System Research / Physics, Faculty of Science, University of Helsinki, Finland

5 ²Aerosol and Haze Laboratory, Beijing Advanced Innovation Center for Soft Matter Science and Engineering, Beijing University of Chemical Technology, Beijing, China

³Joint International Research Laboratory of Atmospheric and Earth System Sciences, School of Atmospheric Sciences, Nanjing University, Nanjing 210023, China

Correspondence to: Biwu Chu (biwu.chu@helsinki.fi)

10 **Abstract.** New particle formation (NPF) studies in China were summarized comprehensively in this paper. NPF frequency, formation rate and particle growth rate were closely compared among the observations carried out at different types of sites in different regions of China in different seasons, with the aim of exploring the nucleation and particle growth mechanisms. The interactions between air pollution and NPF are discussed, emphasizing on the properties of NPF under heavy pollution conditions. The current understanding of NPF cannot fully explain the frequent occurrence of NPF at high aerosol loadings in
15 China, and possible reasons for this phenomenon are proposed. The effects of NPF and some aspects of NPF research requiring further investigations are also summarized in this paper.

1. Introduction

Atmospheric aerosols have adverse effects on human health and visibility, and cause severe air pollution in many countries (Kaiser, 2005; Cheng et al., 2011; Hand and Malm, 2007; Lelieveld et al., 2015). In addition, aerosol particles influence the
20 Earth's radiation balance due to their direct extinction of light and **their capability to serve** as cloud condensation nuclei (CCN) or ice nuclei (IN). **These influences result in** very high uncertainties in predicting the ongoing climate change (IPCC, 2013). In order to understand these effects better, and especially to reduce the uncertainty of evaluating their role in climate change, comprehensive knowledge about the formation and growth of aerosol particles in the atmosphere is required. Atmospheric new particle formation (NPF) is the dominant source of atmospheric aerosol particles on a global scale **in terms of number**
25 **concentrations** and has attracted broad attention for couple of decades (Kulmala et al., 2013; Kulmala et al., 2004; Merikanto et al., 2009; Dunne et al., 2016).

Generally, NPF includes the following separate steps: (1) chemical reactions in the gas phase to produce low-volatility vapor(s), (2) cluster formation from gaseous vapors, (3) nucleation or barrierless nucleation, (4) activation of clusters with a second group of vapors to form a critical nucleated particle, and (5) subsequent condensational growth of nucleated particles
30 to detectable sizes or even larger (Kulmala et al., 2014). NPF starts from atmospheric clustering. The key precursors of clusters

have extremely low-volatility, including sulfuric acid (Sipila et al., 2010;Kirkby et al., 2011) and highly oxygenated molecules (HOM) (Bianchi et al., 2016;Tröstl et al., 2016;Kirkby et al., 2016;Ehn et al., 2014). Molecular clusters seem to be continuously generated almost everywhere and all the time (Kulmala et al., 2017). These clusters can be further stabilized by reacting with other gaseous compounds like amines, ammonia and HOM, or through electrostatic interactions in the presence of ions (Kirkby et al., 2016), after which they will grow to larger nanoparticles or will be scavenged by existing surfaces. Therefore, there are two main factors controlling whether NPF will be detected in the atmosphere. One is how fast the clusters grow, while the other is how fast the clusters are scavenged (McMurry and Friedlander, 1979;Kerminen et al., 2001;McMurry et al., 2005;Kuang et al., 2010). Sulfuric acid and organics are the main contributors to aerosol growth. Generally, condensation of sulfuric acid gives an important, sometime dominant, contribution to the initial growth, while organics became more and more important as the particle size is increased (Xiao et al., 2015;Kulmala et al., 2016b). High concentrations of these growth contributors will help the nanoclusters grow to sizes large enough be detected. Meanwhile, pre-existing aerosol particles act as a sink for these precursors, small clusters and newly formed particles, and thereby suppress the occurrence of a NPF event.

Several gas compounds and precursors have been shown to influence NPF under conditions relevant to the atmosphere, such as SO₂/H₂SO₄ (Sipila et al., 2010), NH₃ (Kirkby et al., 2011;Kürten et al., 2016), amines (Almeida et al., 2013), volatile organic compounds (VOCs)/HOM (Riccobono et al., 2014;Ehn et al., 2014;Bianchi et al., 2016), NO_x (Wildt et al., 2014) and iodine species (Sipilä et al., 2016). Meanwhile, many of these compounds are responsible for secondary aerosol formation, which is very pronounced during pollution episodes (Zhang et al., 2015b;Guo et al., 2014). The concentrations of these precursors and preexisting aerosol particles can both be high in polluted cities, especially in the developing countries like China and India, and cause some special features in NPF events compared with cleaner environments, which we cannot explain yet (Kulmala et al., 2017). In China, the rapid economic development and urbanization have led to high emission of various pollutants from coal combustion, motor vehicle exhaust and various industrial emissions, and resulted in highly complex air pollution. Besides high concentrations of fine particles (PM_{2.5}, particulate matter with diameter less than 2.5 μm), high concentrations of SO₂, NO_x, NH₃, and VOCs were observed in frequent haze pollution episodes (Liu et al., 2013;Ye et al., 2011;Zou et al., 2015;Wang et al., 2015a). Due to a large proportion of energy supply from coal combustion, the concentration of SO₂ was thought to be the highest in the world (Bauduin et al., 2016), with surface concentrations in the range of a few ppb to over 100 ppb in north China (Sun et al., 2009;Li et al., 2007). The emissions and concentrations of SO₂ were decreasing in most regions of China during the recent years (Lu et al., 2010;Wang et al., 2015b), but high concentrations (dozens of or over 100 ppb) of SO₂ are still being frequently observed during the heating period in winter (Wang et al., 2015a;Zhang et al., 2015a). Unlike SO₂, emissions of NO_x are also highly related to traffic. NO_x emissions in China showed a decreasing trend from 2012 onwards, which appeared later than SO₂ (Ronald et al., 2017). Several studies have found that high PM_{2.5} concentrations are strongly associated with the increasing concentrations of NO_x (Wang et al., 2013a;He et al., 2014;Ma et al., 2018;Sun et al., 2016). NO_x concentrations usually range from a few ppb to dozens of ppb in Chinese cities, while during severe haze pollution

episodes NO_x concentration in the city center can be even higher than 300 ppb (He et al., 2014;Sun et al., 2016). For the most important alkaline gas, i.e. NH₃, there has been no national scale measurement in China despite its extensive emissions and increasing emission trend (Fu et al., 2015). High concentrations of NH₃ (maximum concentration higher than 100 ppb) (Meng et al., 2015b;Wen et al., 2015;Meng et al., 2011;Pan et al., 2012;Meng et al., 2018;Pan et al., 2018) and strong correlations between the peak levels of fine particles and large increases in NH₃ concentrations (Liu et al., 2015;Ye et al., 2011) were observed in the North China Plain. Unlike SO₂, emissions of NH₃ are mainly from non-point sources difficult to control. Emission of VOCs have a similar situation as NH₃. The total emissions of VOCs in China were estimated to be still increasing during the recent years (Wei et al., 2011;Wu et al., 2016;Zheng et al., 2018;Sun et al., 2018). Observation data showed that the annual average mass concentration of total non-methane hydrocarbons (NMHCs) was about 10² µg m⁻³, or dozens of ppb in urban and suburban site in Chinese cities, which is much higher than that in North America (Zhang et al., 2017a;von Schneidemesser et al., 2010;Parrish et al., 2009;Zou et al., 2015). HOM can be formed from anthropogenic VOCs (Molteni et al., 2018), although their role on new particle formation is still not clear yet they might play an important role on NPF measured in Chinese Megacities. High concentrations of these gas precursors have resulted in high concentrations of secondary inorganic and organic species in PM_{2.5} during haze formation (Yang et al., 2011;Zhao et al., 2013;Dan et al., 2004;Duan et al., 2005;Wang et al., 2012), but how this cocktail of high concentrations of SO₂, NO_x, NH₃, VOCs and particulate matter (or highly complex air pollution) influence NPF remains highly uncertain.

Atmospheric NPF has been observed globally in almost all kinds of environments (Kulmala et al., 2004;Wang et al., 2017;Kulmala et al., 2016b;Manninen et al., 2010;Nieminen et al., 2018;Kerminen et al., 2018). However, no uniform theory has been found that would explain the occurrence and characteristics of NPF in different atmospheric environments. Generally, NPF was observed less frequently than expected in pristine environments, while more often than theoretical prediction in polluted cities (Kulmala et al., 2017). In this study, we will summarize the NPF studies conducted in China, focusing on the properties of the NPF events in polluted regions and trying to figure out the possible reasons for the frequent occurrence of NPF at high aerosol loadings. Recently, Wang et al. (2017) summarized the techniques, recent advances, current bottlenecks and future directions in studying NPF in China, while this study will provide a more comprehensive summary of the characteristics of NPF and will emphasize the interactions between air quality and NPF.

2. Overview of NPF research in China

Field observation related to atmospheric NPF started around 2004 in China (Wu et al., 2007). After that, observations concerning NPF were carried out in North China Plain (NCP), Yangtze River Delta (YRD), Pearl River Delta (PRD), western China cities like Lanzhou, Xi'an and Urumqi, and coastal cities as well as adjacent seas. NCP, YRD and PRD are the most developed regions in China and they all have a high density of population. The air pollution level decreases from NCP to PRD,

or from north to south, among these three regions (Zhang and Cao, 2015). The western China cities like Xi'an and Urumqi suffered by heavy air pollution. Xi'an was reported to have a much higher fine particle concentration than Beijing in NCP (Huang et al., 2014). In 2017, according to the reports of Xi'an Environmental Protection Bureau (http://xaepb.xa.gov.cn/ptl/def/def/index_982_4434_ci_trid_2861812.html, last access: 12 October 2018), Xinjiang Department of Environmental Protection (<http://www.xjepb.gov.cn/xjepb/resource/cms/article/2012/268650/2017.pdf>, last access: 12 October 2018) and Beijing Municipal Environmental Protection Bureau (<http://www.bjepb.gov.cn/bjhrb/resource/cms/2018/05/2018051614522475279.pdf>, last access: 12 October 2018), the annual average PM_{2.5} concentrations were 73 µg/m³ and 70 µg/m³ in Xi'an and Urumqi, respectively, which were higher than that of Beijing (58 µg/m³).

A map of observation stations involving NPF study in China is shown in Figure 1. These observation sites include urban and suburban sites like Beijing, Shanghai, Nanjing, Guangzhou etc., regional and rural sites like Shangdianzi, Yufa, SORPES (Nanjing University), Backgarden, Kaiping, etc., and mountain sites like Waliguan, Tai, Heng, Huang etc., providing information on aerosol size distribution in different environments. Besides routine observations, comprehensive campaigns like PRIDE-PRD2004, CAREBeijing-2006, and CAREBeijing-2008 were also carried out for better understanding of NPF and aerosol pollution in representative region and period in China. Long-term observations on NPF are relatively rare in China, and only a few studies reported NPF observations covering longer than a one-year period (Wu et al., 2007; Kivekas et al., 2009; Yao et al., 2010; Wu et al., 2011; Shen et al., 2011; Qi et al., 2015; Peng et al., 2017). The relative short-period observations may not represent varying atmospheric conditions, and therefore, the applicability of these observation results may be limited to specific conditions.

Up to now, about 100 papers from about 20 groups have been published related to NPF in China. Most of these studies focused on the characterization of NPF events, such as the properties and time evolution of the particle size distribution, particle formation and growth rate, condensation sink, etc. Some of them also studied the favorable conditions for NPF, including the influences of relative humidity (RH), temperature, wind speed and direction, air mass origin etc. Few of these studies investigated NPF mechanisms involving the nucleation participants, the growth contributors and the scavenging process by preexisting aerosols, while some others investigated various effects of NPF, especially the contribution of NPF to atmospheric CCN.

The aerosol size distribution and its time evolution provide the basic information for studying NPF. Many studies about NPF in China measured only particles larger than 10 nm, while a few studies also measured particles with diameters in the range of 3-10 nm. In recent years, an increasing number of studies were carried out with measurements of sub-3 nanoparticles (Xiao et al., 2015; Cai et al., 2017; Cai and Jiang, 2017; Jayaratne et al., 2017; Dai et al., 2017; Lv et al., 2018; Yao et al., 2018), using Particle Size Magnifiers (PSM), neutral cluster and air ion spectrometers (NAIS) or diethylene glycol scanning mobility particle spectrometers (DEG-SMPS). As for gas phase precursors, direct measurements of H₂SO₄ were carried out with

atmospheric pressure-ion drift-chemical ionization mass spectrometer (AP-ID-CIMS) in a few studies (Yue et al., 2010;Zheng et al., 2011;Wang et al., 2011), while other studies usually estimated H₂SO₄ concentrations using different proxies related to SO₂, radiation, O₃, and relative humidity (RH). Amines and ammonia are crucial in NPF since they are able to stabilize sulfuric acid clusters by forming acid-base complexes, yet there are very little NPF measurement results related to these compounds in China (Zheng et al., 2015b;Yao et al., 2016;Yao et al., 2018). Measurement results on natural ions and neutral compounds/clusters, including both H₂SO₄ and HOM, obtained using an atmospheric pressure interface time-of-flight mass spectrometer (APi-TOF-MS) and a nitrate-based chemical ionization–APi-TOF-MS (CI-APi-TOF-MS), were recently reported by Yao et al. (2018). Research on these relevant gaseous compounds like HOM, or on air ions, is still very limited in China yet. Comprehensive, long-term and high quality relevant measurements are required for a better understanding about the nucleation and growth mechanisms of nanoparticles in China.

3. Characterization of NPF events in China

There are a few basic parameters to characterize NPF events, which are listed in Table 1. Most of the NPF researches in China calculated these parameters, as listed in Table 2. In the following chapters, we will summarize and discuss the measurement results of the frequency of NPF events, new particle formation rate (FR), particle growth rate (GR) and the related concentrations and source rate of condensation vapors. Although there were differences in calculating these parameters by different groups, we will not discuss much about the methodology since the main purpose of this paper is to provide an overview of the characteristics of NPF in China.

3.1 NPF frequency

The primary information in studying atmospheric NPF is whether it is taking place or not, i.e. to identify NPF events. Unfortunately, there is no unique mathematical criterion or definition for a NPF event. Dal Maso et al. (2005) suggested criteria for justifying a NPF event: a distinctly new mode of particles start in the nucleation mode size range, prevails over a time span of hours, and shows signs of growth. The particle growth is important for separating a NPF event from particles associated with local emission sources like traffic, especially when the particle size detection limit of the instruments is not low. In addition to NPF event days, the days with an absence of particles in the nucleation mode size range are called non-event days. However, some days are not easy to be classified as either events or non-events, so they usually classified as undefined days. Most NPF studies in China used similar methods, but certainly subjective biases existed. A challenge that exists for identifying NPF is the interference of primarily emitted particles from local combustion sources near the observation site. For example, the formation and rapid growth of vehicular particles during the initial 1–2 s of exhaust cooling and dilution processes frequently lead to a nucleation mode at 10–20 nm (Vu et al., 2015;Lee et al., 2015). Spikes of particle number concentration

associated with combustion emissions were observed in many NPF studies (Liu et al., 2014; Wang et al., 2014a; Peng et al., 2017; Zhu et al., 2017), but these spikes usually had some different characteristics from those of the NPF events (Wang et al., 2014a). The particle size (Hofman et al., 2016), the ratio of number concentrations of in the nucleation mode particles to those of fine particles (Peng et al., 2017; Jung et al., 2013), the time of duration of NPF events (Zhu et al., 2017), and the correlation of the particle number concentration with other gaseous pollutants concentrations and meteorology conditions (Wang et al., 2014a) were used to identify the contribution of primary emission in the burst of particle number concentration. However, there are still uncertainties in distinguishing the new-particle signal from the mixed signals of newly-formed particles and freshly-emitted particles from combustion, especially when NPF measurements were carried out with a particle size detection limit larger than 10 nm. There is a possibility that the growth of the vehicular emission of sub-10 nm particles may look like a NPF event and therefore overestimate the NPF frequency. A recently observation found a notable presence of traffic-originated nanocluster aerosol particles in the size range of 1.3–3.0 nm in urban air (Rönkkö et al., 2017), which might raise new questions about the sources of nanocluster aerosol particles in semi-urban roadside environment. In this study, as mentioned earlier, we will not pursue the details of the justifying methods, but focus on the statistic results of the measurements.

NPF events were observed with quite different frequencies ranging from less than 10% to more than 50% in different environments and different seasons. In Figure 2, we summarize the reported NPF event frequencies in China according to the season, observation site type and region, but ignoring observations of too short period like less than one month. Generally, low frequencies were observed in remote clean environments like on marginal seas (Liu et al., 2014), while there were no significant differences among urban, suburban and rural or regional sites. Although higher NPF event frequencies were sometimes observed in an urban site compared with a rural site in the same region (Yue et al., 2013), NPF was usually found to be a regional phenomenon in China. For example, NPF in the Beijing urban area always coincided with NPF at a regional site 120 km away (Wang et al., 2013c). Shen et al. (2018) observed regional NPF in NCP with a horizontal extent larger than 500 km and found that large-scale regional NPF was favored by a fast transport of northwesterly air masses. Despite the similar frequencies, much higher FR (by 220%) and GR (by 50%) were observed in the Beijing urban site than in the corresponding regional background site (Yue et al., 2009; Wang et al., 2013c). The corresponding values of source rate of condensation vapors (Q), condensation vapor concentration (C_{cv}), and condensation sink (CS) were also larger at Beijing than those at the regional site Yufa by 40%, 40%, and 60%, respectively (Yue et al., 2009). These results indicated that the higher pollution level in Chinese cities usually resulted in stronger NPF events compare to rural areas. As for different regions, there seemed to be no significant differences in the NPF event frequency between NCP, YRD and western China cities. PRD had a relatively lower NPF frequency compared with these three regions, but the difference was not statistically significant. Despite different pollution conditions in different regions of China, there is a lack of long-term NPF observations, which limits our knowledge about the relationship between the level of air pollution and the occurrence of NPF. Air pollutants and meteorological features are usually studied together with nanoparticles and their precursors. By comparing the pollution character between NPF events

and other days, the primary factors affecting NPF events might be identified. Cai et al. (2017) found that the Fuchs surface area (which is a representative parameter of coagulation scavenging based on kinetic theory and is proportional to CS) fundamentally determined the occurrence of NPF events in Beijing. The Fuchs surface area had a good correlation with the PM_{2.5} mass concentration, and no NPF event was observed when the daily mean PM_{2.5} concentration was higher than 43 µg m⁻³ in the winter of 2015 in Beijing (Jayaratne et al., 2017). However, in some cases, the CS or the average coagulation sinks during NPF events were not significantly lower compare to other times when new particles were not formed, indicating that other factors, such as the precursor vapors and photochemical activity, might also play an important role in driving NPF (Gong et al., 2010). Besides the condensation sink, NPF events seemed not to be very sensitive to the concentration levels of common gas pollutants in China, such as O₃, SO₂, and NO₂ (Zhu et al., 2013;An et al., 2015). It was observed that SO₂ concentrations were lower during the NPF event days than during non-event days in NCP (Herrmann et al., 2014) and Taiwan (Young et al., 2013a) as well as during autumn and winter in YRD (Qi et al., 2015), whereas higher SO₂ concentrations on NPF days were only observed during spring and summer in YRD (Qi et al., 2015;Yu et al., 2016), during autumn in PRD (Gong et al., 2010), and at mountain sites (Zhang et al., 2017c). Meanwhile, based on the empirical parameter developed to judge whether NPF will occur or not, the exponent of SO₂ in this empirical parameter was quite small, indicating there is usually enough SO₂ for NPF to occur under heavily polluted conditions (Herrmann et al., 2014). Similar results for sulfuric acid were reported and it was found that sulfuric acid concentrations were not significantly higher (even lower, sometimes) on NPF days compared with non-event days (Qi et al., 2015;Xiao et al., 2015;Cai et al., 2017). Overall, the previous results seem to suggest that SO₂ was not a limiting factor for NPF in China, and similar conclusion might also be made for sulfuric acid. However, higher SO₂ concentrations could increase the probability of occurrence of NPF events at a mountaintop site (Lv et al., 2018). Besides, NPF might have different patterns in environment with abundant SO₂ or not. Stronger nucleation but weak growth of particles were observed with high concentrations of SO₂ in polluted air masses characteristic of urban (heavy traffic emission) or power-plant plumes, in spite of similar CS with lower concentrations of SO₂ (Gao et al., 2009;Yue et al., 2010).

NPF event frequencies were different between the different seasons. In north China, spring is usually the season with the highest frequency of NPF events, which is probably due to the typically low CS, relatively high solar radiation intensity, and low temperature and RH (Shen et al., 2011;Wu et al., 2007). In the NCP of China, many studies observed that summer had the lowest NPF event frequency although the condensable vapor concentration was the highest during summer months due to enhanced photochemical process (Shen et al., 2011;Wu et al., 2007;Yue et al., 2009). The lowest frequency of NPF events during summertime in NCP might be related to the high temperatures and RH, together with the stagnant and polluted air masses which could cause a high CS (Wu et al., 2007). In the YRD region, high NPF event frequencies were observed in spring and summer, although the temperature and RH were high in summer (Zhu et al., 2013;Qi et al., 2015). A low temperature favors NPF (Zhu et al., 2013), but according to the our summary, as shown in Figure 2, low NPF event frequencies were usually observed in winter, which might be due to the weak solar radiation as well as typically high pollution levels at that

time of the year. In spite of an increasing number of aerosol size distribution measurements in China, atmospheric NPF observations that cover the full annual cycle are still quite limited. Meanwhile, the main reason for the different NPF event frequencies in different seasons is still uncertain because many factors influencing NPF, such as the radiation intensity, temperature, relative humidity, wind properties, biogenic activity and anthropogenic emissions, tend to be changed simultaneously.

The NPF event frequency can also be quite different in air masses from different directions (Wu et al., 2007). Higher NPF event frequencies were usually observed within relatively clean air masses having a low CS (Zhu et al., 2013; An et al., 2015; Jayaratne et al., 2017; Peng et al., 2017). However, in some cases, NPF events also occurred in polluted air masses. For example, during the summer in Beijing, NPF was observed under low wind speed conditions and this phenomenon usually coincided with a wind direction change from north to south, where the air is more polluted (Zhang et al., 2011). Similarly, in Hong Kong NPF was usually observed when air masses originated from the northwest to northeast directions (Guo et al., 2012). At the summit of Mt. Tai, continental air mass passing through more polluted areas also favored NPF (Lv et al., 2018). Consecutive NPF events were observed in the presence of strong biomass burning plume at a downwind rural site in PRD (Wang et al., 2013e). Meanwhile, compared to the NPF events taking place in clean air masses, the FR seemed to be lower and the GR seemed to be higher in the NPF events taking place in a polluted air mass plume (Qi et al., 2015). An observation in North China Plain reported that when the air mass was transported from the polluted south area, the average PM_{10} (PM with diameter less than $10\ \mu m$) concentrations in NPF event days were higher than during the non-event days (Shen et al., 2011). In addition, air masses from polluted north China favored the occurrence of regional NPF, while clean air mass from east usually caused local NPF in Nanjing in YRD region (Dai et al., 2017). These results highlighted the complex relationship between air pollution and NPF. Many factors, including pre-existing aerosols, organic pollutants and SO_2 , are connected each other due to their similar emission sources, so it is not easy to extract the influence of one factor on NPF. Furthermore, since environments are complex and diverse, some other factors, such as the concentration of OH radicals and topography, can also be important to NPF and therefor deserve further investigation in both field observations and controlled experiments.

3.2 Formation rate

Due to the lack of measurements down to particle diameters of about 1.5 nm, most atmospheric nucleation rates were inferred indirectly only by measuring the particle formation rate at some larger size in most of the NPF studies in China. The FR at larger sizes (the “apparent” particle formation rate) can be related to the FR of critical clusters (the “real” nucleation rate) by Kerminen–Kulmala equation and its revised version (Lehtinen et al., 2007; Kerminen and Kulmala, 2002), but the nuclei GR and coagulation scavenging rate (CoagS or CS) are needed. Besides, the assumed coagulation sticking probability of 1 for molecular clusters with pre-existing particles in their collision and the unclear GR of sub-3 nm particles might result in errors

in the derivation of FR (Kulmala et al., 2017). We did not convert the “apparent” particle formation rate into “real” nucleation rate, but summarized FR calculated at different particle sizes in this study (Figure 3). The observed FR ranged from less than $0.1 \text{ cm}^{-3} \text{ s}^{-1}$ at particle sizes larger than 10 nm to about $10^3 \text{ cm}^{-3} \text{ s}^{-1}$ at particle sizes below 2 nm. At a certain particle size, the FR could still differ by 2 orders of magnitude due to the different environmental conditions. For example, many studies reported the FR of 3 nm particles ranging from less than 1 to several tens of $\text{cm}^{-3} \text{ s}^{-1}$.

Due to the wide range of FR under different environmental conditions, it is not easy to determine differences in FR between different site types, regions or seasons. In principle, a higher CS causes a more rapid scavenging of clusters and small particles, resulting in lower FR (Zhu et al., 2014; Man et al., 2015). According to the equation developed by Herrmann et al. (2014) based on observation data in YRD region, FR is also inversely proportional to the CS. However, when NPF was studied in an urban site and a nearby regional site at the same time, FR was usually higher at the urban site in spite of the higher CS, indicating much more abundant precursors for NPF in the polluted urban environment (Wang et al., 2013c). As for NPF at a same observation site but in different seasons, the highest FR was observed in summer in NCP (Shen et al., 2011) and in spring in YRD (Qi et al., 2015).

Although the nucleation mechanism in different environmental conditions remains unknown according to current knowledge, neutral clusters of sulfuric acid, stabilized with additional vapours such as ammonia, amine, HOM should play a key role in NPF (Kulmala et al., 2014; Kulmala et al., 2013). A positive relationship between nucleation rate and the sulfuric acid concentration (or H_2SO_4 proxy) was observed in many NPF studies in China, although nucleation rates were rarely calculated using measurements of particles in the size range of 1-3 nm. The fitted exponent between FR and sulfuric acid concentration ranged from 0.65 to 2.4 (Cai et al., 2017; Xiao et al., 2015; Dai et al., 2017), while sometimes even higher values between 2.5 and 7 were found (Wang et al., 2011). These exponents were observed to increase with an increasing CS in Beijing (Wang et al., 2011). Besides sulfuric acid, also organics, NH_3 and amines were found to be important in atmospheric particle nucleation (Wang et al., 2015c). As we mentioned earlier, although CS was much higher at urban sites, the FR was usually higher at corresponding regional sites (Wang et al., 2013c). Meanwhile, SO_2 is a regional pollutant and its concentrations were similar between regional sites and city area (He et al., 2014; Ma et al., 2018). These features indicate important roles of other gas precursors in NPF in the air pollution complex of China. In fact, some observations showed that the correlation between FR and NH_3 was better than that between FR and H_2SO_4 (Xiao et al., 2015). According to the national ammonia observation network, the overall average concentration of ammonia in China is much higher than the values observed in the U.S. The seasonal maximum NH_3 concentrations were observed in the summer and the most abundant concentrations of NH_3 were observed in the NCP region in China (Pan et al., 2018). Compare to NH_3 , the amine measurements are more sparse (Zheng et al., 2015b; Yao et al., 2016), and direct information on amine emissions is currently not available but these emissions have to be estimated by assuming a fixed ratio or source-dependent ratios of amines to total ammonia emissions in China (Mao et al., 2018). Dai et al. (2017) proposed that plumes containing high concentrations of ammonia, amines or HOM produced from their

observed VOCs led to strong local NPF events. The observations made at the SORPES station in YRD indicated that HOM played an essential role in the initial condensational growth of newly formed clusters (Huang et al., 2016; Ding et al., 2016; Qi et al., 2018). Recently, Yao et al. (2018) reported a long-term continuous observations for NPF in urban Shanghai and observed one to two orders of magnitude higher FR than typical values in the clean atmosphere. These observed FR were far higher than those derived from $\text{H}_2\text{SO}_4\text{--H}_2\text{O}$ or $\text{H}_2\text{SO}_4\text{--NH}_3\text{--H}_2\text{O}$ mechanisms but close to those observed in the $\text{H}_2\text{SO}_4\text{--DMA--H}_2\text{O}$ laboratory experiments, and coincided with sulfuric acid clusters and sulfuric acid–dimethylamine (DMA) clusters. These results suggested that $\text{H}_2\text{SO}_4\text{--DMA--H}_2\text{O}$ nucleation played important roles in the NPF in Chinese megacities. Up to now, there is still quite limited investigations for the relation between FR and organics, NH_3 and amines in China and it is certainly crucial for a better understanding of NPF in polluted area. Ion-induced of pure organic nucleation was proposed to be important according to chamber experiments (Kirkby et al., 2016), but seems to have a minor role in the polluted environment in China (Herrmann et al., 2014; Xiao et al., 2015; Yao et al., 2018). This is understandable because the ion production rate is usually much lower than FR in China.

3.3 Growth rate

Growth of nano-particles is crucial for NPF. The GR determines the size that new particles can grow to before being scavenged, i.e. a higher GR results in a larger particle diameter (Zhu et al., 2014; Man et al., 2015). There are several methods to calculate GR from the time variations of particle size distributions, such as the appearance time method (Kulmala et al., 2013) and mode fitting method (Kulmala et al., 2012), or by solving the general aerosol dynamics equation (Pichelstorfer et al., 2018).

Regardless of the possible difference caused by using different calculation methods, GRs reported in China varied a lot from an urban area to a rural region and from spring to winter, ranging from a few nm h^{-1} to more than 20 nm h^{-1} (Table 2). Generally, GRs in urban sites were found to be higher than in their regional sites, as shown in Figure 4(a) (Wang et al., 2013c), which is also summarized by Kerminen et al. (2018). This is probably caused by the more abundant condensing vapors in polluted cities, although there are limited data on sulfuric acid and low-volatile organic vapor concentrations in China. No significant differences were found among the observations carried out in different regions in China in spite of the different pollution levels. Lower GR was observed at a mountain site compare to that in an urban area (Wang et al., 2014b), but the GR of large-size particles in mountain site could be as high as about 10 nm h^{-1} (Nie et al., 2014; Wang et al., 2014b). For GRs in different seasons, higher GRs were observed in summer than other seasons, indicating higher concentrations of condensable vapors, which may be related to strong photochemical and biological activities, as shown in Figure 4(a, b) (Zhu et al., 2013; Shen et al., 2011; Qi et al., 2015). GR is also dependent on the concerned size of the particles, larger particles usually having a larger GR (Xiao et al., 2015), which could also be inferred from the data summarized in Figure 4(c).

Sulfuric acid and organic vapors with low volatility were thought to be the main contributors to the growth of particles

formed by NPF. Generally, sulfuric acid was thought to be the dominant contributor for the growth of newly formed particles, but became less and less prominent for the growth of larger particles (Xiao et al., 2015). For example, Xiao et al. (2015) and Yao et al. (2018) calculated and estimated that sulfuric acid was enough to explain the observed growth for particles smaller than 3 nm, but was insufficient to explain the observed growth rates of large particles. They further calculated the relative contribution of sulfuric acid to the particle growth in different particle size ranges. As shown in Figure 4(c), these calculated contributions were 39% and 29% for the size ranges of 2.39-7 and 7-20 nm, respectively, in urban Shanghai (Xiao et al., 2015), 3% to 14% for the size range of 7-30 nm in urban Beijing (Wang et al., 2015c), about 26 % for the size range of 5.5-25 nm in suburban Hong Kong (Guo et al., 2012), and about 29% during the Beijing Summer Olympic period (Gao et al., 2012). Some studies reported that H₂SO₄ had a negligible contribution to the growth of particles larger than 10 nm (Meng et al., 2015a; Liu et al., 2014). The particle shrinkage (reversal in growth of particles size) was reported in a few studies in China. The particle shrinkage could be due to measuring particles present in different air masses during different times of the day, or the evaporation of water and/or semi-volatile species in the particles. If the air masses did not vary significantly, a similar shrinkage rate to the growth rate in the NPF events might indicate a notable fraction of semi-volatile species contributed to the growth (Young et al., 2013b; Yao et al., 2010), which is consistent with organics being the main contributor to the large-size particle growth. Yu et al. (2016) estimated that a high concentration of extremely low volatility organic compounds was the key factor leading to a maximum in GR for very small particles (1.4-3 nm) in urban Nanjing. Although the existence of local maxima in GR in the sub-3 nm size range is highly sensitive to uncertainties in particle size distributions, the results highlighted that detailed investigations for the mechanisms of the initial growth steps of atmospheric NPF are needed (Yu et al., 2016). On the other hand, Yue et al. (2010) proposed a dominant role of sulfuric acid in the growth of new particles in sulfur-rich NPF events. A model simulation study about NPF in Beijing also supported that only small fraction of organics contributed to the growth of new particles, and these organics were mainly O₃ initiated (Wang et al., 2013b). Besides sulfuric acid and organics, some studies reported a two-stage growth of new particles in China, in which sulfuric acid and organics contributed to the first-stage growth in daytime while NH₄NO₃ and organics possibly contributed to the second-stage growth at nighttime (Zhu et al., 2014; Man et al., 2015; Liu et al., 2014). Tao et al. (2016) observed higher levels of aminiums in particles with relative smaller sizes, and suggested that the heterogeneous uptake of amines by acid-base reactions could effectively contribute to the particle growth during NPF events. However, they only measured the particle chemical composition with a lowest cutoff size of 56 nm, which may not be directly related to NPF. In fact, measuring the chemical composition of nucleation-mode particles is still quite challenging all over the world. To summarize, most studies observed a slow GR for newly formed particles, with H₂SO₄ as the dominate contributor, while more other species, such as organics, would contribute to the particle growth as the particle grow to bigger size and also result in higher GR.

4. NPF under heavy air pollution

The heavy air pollution makes China quite a different environment for NPF compared with western countries (Wang et al., 2017; Kulmala et al., 2017; Yu et al., 2017). Generally, concentrations of particles and condensable vapors in Chinese cities and regional background area are much higher in China than that in North America or Europe (Shen et al., 2016b; Wang et al., 2013c; Gao et al., 2009). The CS and small molecular cluster and particle (1–3 nm) concentrations are about an order of magnitude higher in China compared with European cities (Kulmala, 2015; Kontkanen et al., 2017). The occurrence frequencies of NPF events in high aerosol-loading environments of China were higher than those in low aerosol-loading environments (Peng et al., 2014). Meanwhile, the observed FR was much higher, and the GR was also higher (but to a less great extent relative to FR) for NPF in China than that at rural/urban sites in western countries (Shen et al., 2016b). As pointed out by Cai et al. (2017), previous FR calculation may still underestimate the real nucleation rate due to underestimation or omission of coagulation among particles in the nucleation mode with strong nucleation in China.

The influence of heavy air pollution on NPF might be identified by studying NPF in periods with short-term strong air pollution control. Shen et al. (2016c) investigated NPF during the Olympics in 2008 and during APEC meeting in 2015 in Beijing. They found that a higher NPF event frequency coincided with the improved air quality during these important events associated with temporary intense air pollution control actions compared to similar time of the year during 2010–2013. In spite of more frequent NPF events (Yue et al., 2010; Zhang et al., 2011), the strength of NPF decreased during these periods with temporary intense air pollution control actions, characterized with lower FR and GR values (Shen et al., 2016c). Due to the decreasing strength of NPF and also the reduction of primary emission source of fine particles, the number concentration of particles decreased in spite of increased frequency of NPF. The mean number and volume concentrations of particles decreased by 41% and 35%, respectively, in August 2008 during the Beijing Olympic compared with 2004–2007 (Wang et al., 2013d). However, these temporary intense air pollution control actions had a much smaller influence on Aitken mode particles than on accumulation mode particles, according to the observations carried out during the APEC meeting in 2015 in Beijing (Du et al., 2017).

NPF was observed more often in high aerosol-loading environment of China than we would expect based on the current understanding of nucleation and particle growth (Peng et al., 2014; Kulmala et al., 2017). The ratio of particle scavenging loss rate over condensational growth rate, which is proportional to the ratio of CS to GR, was used as a criterion to predict the occurrence of NPF events (McMurry et al., 2005; Kuang et al., 2010). With much higher CS values in China than that at European and American sites, the difference of GR was not very obvious at the same site types between China and other countries (Peng et al., 2014). It turned out that NPF occurred frequently in megacities in China when the ratio of CS (10^{-4} s^{-1}) to GR (nm h^{-1}) was above 200, whereas it only occurred when this same ratio was less than 50 under clean and moderately-polluted conditions (Kulmala et al., 2017). As shown in Figure 5, most of the observation data reported ratios of CS (10^{-4} s^{-1})

to GR (nm h^{-1}) between 200 and 500, while a few less than 200 but always higher than 50. More importantly, many studies reported NPF to take place with this ratio higher than 500 at urban and suburban sites. Such NPF events were able to take place in all regions in China (NCP, YRD, PRD and Western China), and during both winter and summer seasons. **There are several possible reasons for the higher threshold ratio of CS to GR in highly polluted environment, including the overestimation of particle losses due to assuming a coagulation sticking probability of 1, the underestimation of GR in the sub-3 size range, and also unidentified nucleation and growth mechanism relevant to a polluted atmosphere (Kulmala et al., 2017; Yu et al., 2017).**

NPF mainly occurred when the $\text{PM}_{2.5}$ concentration (CS) and gas pollutant concentrations, such as NO_2 , CO and SO_2 , were both low (Wu et al., 2007; Dai et al., 2017; Yu et al., 2016). These gas pollutants were mainly from primary combustion emission (De Gouw and Jimenez, 2009), whereas $\text{PM}_{2.5}$, the main cause of haze, originated from both primary emission and secondary formation and the latter was thought to dominate during haze events in China (Yang et al., 2011; Zhao et al., 2013; Dan et al., 2004; Duan et al., 2005; Wang et al., 2012). NPF was found to concentrate on days with low RH in previous NPF studies in Beijing (Wu et al., 2007; Yue et al., 2009). The possible reason for this would be that photochemical reactions are faster on sunny days with strong solar radiation and low RH. On the contrary, haze usually occurs at high RH when multi-phase processes would contribute more to the aerosol mass (Sun et al., 2010; He et al., 2014; Zheng et al., 2015a; Cheng et al., 2016; Liu et al., 2017) and the hygroscopic aerosols would contribute more to light extinction compared with low-RH conditions (Shi et al., 2014; Shen et al., 2015). NPF and haze are either purely secondary processes or dominated by secondary pollution processes, so there might be some common properties or internal relations between them. With this in mind, besides the possible inaccurate estimation for the GR and CS as pointed out and estimated by Kulmala et al. (2017) and further discussed in detail by Yu et al. (2017), several other possible reasons might also be related to the frequent occurrence of NPF under heavy air pollution in China.

Secondary aerosols, including sulfate and organic aerosols, are still underestimated in current air quality models (Xiao et al., 2015; Chen et al., 2016; Hodzic et al., 2010), indicating unknown chemical and physical processes important for secondary aerosol formation (Kulmala et al., 2014). These processes might create oxidants or change the surface properties of aerosols, and thereby limit their ability to take up condensable vapors and cause more frequent NPF (Kulmala, 2015). The effects of a high percentage of inorganic aerosol particles on the effectiveness of CS is unknown and may need to be investigated in laboratory experiments. NPF was observed during dust episodes in China, and both FR and GR were enhanced under dust conditions, indicating photo-induced, dust surface-mediated reactions might be important by producing condensable vapors for NPF (Nie et al., 2014; Xie et al., 2015; Kulmala et al., 2017). Heterogeneous photochemical processes inducing new particle formation and growth might happen in the real atmosphere and need to be further investigated. In addition to these, high concentrations of sulfuric acid ($10^6 \text{ molecules cm}^{-3}$) were observed at nighttime, indicative of non-photochemical OH sources (Zheng et al., 2011). The contribution of oxidation of SO_2 by Criegee radicals (Welz et al., 2012; Mauldin et al., 2012), which

are generated in reactions of alkenes and ozone, and other possible surface-mediated reactions that lead to the formation of nighttime sulfuric acid under complex air pollution conditions in China, need to be figured out as well.

The NPF leads directly to a burst of small nanoparticles and increases the particle number concentration prominently. While NPF usually tends to occur in clean days with low CS, particle number concentrations are usually much higher on NPF event days than on non-event days (Shen et al., 2016a; An et al., 2015). Kulmala et al. (2016a) studied separately nucleation, Aitken and accumulation mode particle number concentrations in Nanjing in YRD regions of China, and estimated that the majority of the particles were of secondary origin in all the modes. NPF was found to be an important influential factor on atmospheric aerosol number size distribution from remote mountains to polluted cities (Du et al., 2012; Shen et al., 2016a; Zhang et al., 2017c). NPF also changes the surface and volume size distribution. An et al. (2015) observed that NPF events had a large effect on Aitken- and nuclei-mode particle surface and volume concentrations, while having limited contributions to accumulation- and coarse-mode particles. NPF was observed to increase the proportions of NH_4^+ , SO_4^{2-} , NO_3^- , K^+ and Mg^{2+} in nucleation- and Aitken-mode particles compared with those in the total aerosol. Zheng et al. (2011) found that the calculated condensation rate of H_2SO_4 correlated with the Aitken-mode sulfate mass concentration but not with the accumulation-mode sulfate mass concentration.

With high concentrations of condensable vapors, newly-formed particles have a potential to grow quickly, which results in an increase of PM volume or mass concentrations. In an episode with consecutive NPF events in the presence of strong biomass burning in PRD, the aerosol volume concentration increased by $6.1 \text{ mm}^3 \text{ cm}^{-3}$ in volume mass concentration per day or about $10 \text{ } \mu\text{g m}^{-3}$ per day in mass concentration, with organics and sulfate accounting for 42% and 35%, respectively, of the particle mass concentration (Wang et al., 2013e). Furthermore, it was estimated that primary emissions and secondary formation provided 28 and 72% of particle number concentration and 21 and 79% of mass concentration, respectively. Similarly, Shen et al. (2011) observed that about 20% of the NPF events led to a measurable increase in the particle mass concentration, with an average growth rate of about $4.9 \text{ } \mu\text{g m}^{-3} \text{ h}^{-1}$ for PM_{10} (PM with diameter less than $1 \text{ } \mu\text{m}$) during the period of the mass concentration increase. Guo et al. (2014) reported a case with NPF followed by a continuous growth and appearance of haze pollution in Beijing, and proposed that the efficient aerosol nucleation and growth led to severe $\text{PM}_{2.5}$ development.

In summary, NPF was found to be the main source of the particle number concentration in the atmosphere, being able to dramatically increase particle number concentrations in a relatively short time. NPF and subsequent particle growth seem also to have a noticeable contribution to the volume and mass concentration of nucleation- and Aitken-mode particles. Although secondary formation of $\text{PM}_{2.5}$ mass is the main cause of haze compared with primary particle emissions, the accumulation of this secondary aerosol mass usually occurs over several days following NPF. The contribution of NPF to haze formation is still an open question.

5. Significance and future research directions for NPF study

The effects of NPF on air pollution and human health are crucial but highly uncertain. As we mentioned above, the effect or contribution of NPF to haze formation is still an open question. Answering this question might be difficult using only field observations, so new laboratory experiments and model simulations may need to be designed. In addition, interactions between

5 NPF, pollution and meteorological conditions should be studied further. Heavy pollution could have significant feedbacks to meteorological conditions in China. For a case study in YRD, it was calculated that air pollution resulted in a decrease in the solar radiation intensity by more than 70 %, decrease in the sensible heat by more than 85 % and temperature drop by almost 10 K (Ding et al., 2013). These effects resulted in a decrease of the boundary layer height, which further increased PM concentrations, forming a feedback loop (Petaja et al., 2016). On the other hand, NPF occurring in a free troposphere may have
10 a major impact on the marine boundary layer particle concentrations due to the subsidence (Clarke et al., 1998; Lin et al., 2007). When the aerosol loading was high, the distance of NPF peak above the planetary boundary layer became larger (Quan et al., 2017). These interactions would be also crucial for predicting NPF and air quality and for identifying the contribution of NPF to air pollution. Rather than ground observations, multi-dimensional measurements may need to be carried out in order to understand the atmospheric process up to the free troposphere. Compared with the effect of NPF to haze formation, the health
15 effect of high number concentrations of particles with diameters of several or tens of nanometers would be more essential. NPF usually occurs around the same time period as people commute to work. The effects of exposure to a high particle number concentration environment should be investigated.

Atmospheric nucleation and subsequent growth of newly-formed particles could have significant effects on air quality and climate by contributing to CCN (IPCC, 2013). NPF were calculated to enhance CCN number significantly with ratios
20 ranging from 1.2-1.8 in Shanghai in YRD region of China (Leng et al., 2014). Considering both NPF and non-event days, the average contributions of NPF events to potential CCN in the afternoon were calculated to be 11% and 6% at urban sites and regional sites, respectively (Peng et al., 2014). It seems that the enhancement of CCN due to NPF in China at a regional scale was larger than that in Europe (Shen et al., 2016b), which might be due to the combination of a higher nucleation rate and quicker subsequent condensable growth associated with higher pollution levels in China. NPF events were also found to have
25 a greater impact on CCN in polluted urban sites than in regional or rural sites in China. For example, CCN number concentrations were observed to be enhanced by a factor of 2-6 in background regions and by a factor of 5.6-8.7 in polluted regions during the NPF event days (Wang et al., 2013c; Shen et al., 2016b). Nevertheless, the impact of NPF on the CCN number concentration was found to depend on the location and individual character of each NPF event, including different hygroscopic properties of particles and thus different CCN activities during different NPF events, so Ma et al. (2016) suggested
30 not using a fixed parameter to predict the contribution of NPF on CCN and Tao et al (2018) emphasized the importance of real-time measurements of hygroscopicity of particles.

During the past 15 years, a lot of NPF observations and related studies were carried out in China but, as summarized by Wang et al. (2017), the application of state-of-the-art instruments are still quite limited in China. In recent years, an increasing number of studies utilized more advanced instruments, such as PSM (Xiao et al., 2015; Dai et al., 2017; Yu et al., 2016; Yao et al., 2018), NAIS (Jayaratne et al., 2017; Lv et al., 2018), DEG-SMPS (Cai and Jiang, 2017; Cai et al., 2017) and Api-ToF-MS/CI-Api-ToF-MS (Yao et al., 2018), greatly improving our understanding about the nucleation and particle growth mechanisms in China, especially in highly-polluted environments. However, the lack of continuous and comprehensive long-term observations, which should include measurements of particle number size distribution preferably down to 1–2 nm and vapors that potentially participate in NPF and subsequent particle growth (H₂SO₄, ELVOCs, LVOC, ammonia and amines), still limits our understanding on the mechanism of NPF in different environments in China. Key participants and processes of NPF under complex air pollution conditions in China still wait to be answered, and the unexpected NPF at high aerosol loadings need to be explained. Contributions of different mechanisms to NPF should be evaluated with the consideration of spatiotemporal difference, and possibly also with the consideration of inter-annual variability in the process of air pollution control in China. Long periods and comprehensive observations would be the most important factor when investigating NPF mechanisms in China, while laboratory experiments and model simulations would also be very helpful and necessary. As suggested by Kulmala (2018), environmental grand challenges, such as climate change, water and food security as well as urban air pollution, are all linked and need to be studied together. The effects of NPF in China on climate change and human health are still poorly understood and should be evaluated quantitatively. Although a global view is needed for these common challenges of mankind, densely-populated China will undoubtedly be a very important area in this respect. Studying these effects will be essential for future studies of NPF in China and will be important for a global effort for a better atmosphere on Earth.

6. Acknowledgements

This work was supported by Academy of Finland (1251427, 1139656, 296628, 306853, Finnish centre of excellence 1141135), and the EC Seventh Framework Program and European Union's Horizon 2020 program (ERC, project no.742206 "ATM-GTP").

7. References

- Almeida, J., Schobesberger, S., Kurten, A., Ortega, I. K., Kupiainen-Maatta, O., Praplan, A. P., Adamov, A., Amorim, A., Bianchi, F., Breitenlechner, M., David, A., Dommen, J., Donahue, N. M., Downard, A., Dunne, E., Duplissy, J., Ehrhart, S., Flagan, R. C., Franchin, A., Guida, R., Hakala, J., Hansel, A., Heinritzi, M., Henschel, H., Jokinen, T., Junninen, H., Kajos, M., Kangasluoma, J., Keskinen, H., Kupc, A., Kurten, T., Kvashin, A. N., Laaksonen, A., Lehtipalo, K., Leiminger, M., Leppa, J., Loukonen, V., Makhmutov, V., Mathot, S., McGrath, M. J., Nieminen, T., Olenius, T., Onnela, A., Petaja, T., Riccobono, F.,

- Riipinen, I., Rissanen, M., Rondo, L., Ruuskanen, T., Santos, F. D., Sarnela, N., Schallhart, S., Schnitzhofer, R., Seinfeld, J. H., Simon, M., Sipila, M., Stozhkov, Y., Stratmann, F., Tome, A., Trostl, J., Tsagkogeorgas, G., Vaattovaara, P., Viisanen, Y., Virtanen, A., Vrtala, A., Wagner, P. E., Weingartner, E., Wex, H., Williamson, C., Wimmer, D., Ye, P. L., Yli-Juuti, T., Carslaw, K. S., Kulmala, M., Curtius, J., Baltensperger, U., Worsnop, D. R., Vehkamäki, H., and Kirkby, J.: Molecular understanding of sulphuric acid-amine particle nucleation in the atmosphere, *Nature*, 502, 359, 10.1038/nature12663, 2013.
- An, J. L., Wang, H. L., Shen, L. J., Zhu, B., Zou, J. A., Gao, J. H., and Kang, H. Q.: Characteristics of new particle formation events in Nanjing, China: Effect of water-soluble ions, *Atmos. Environ.*, 108, 32-40, 10.1016/j.atmosenv.2015.01.038, 2015.
- Bauduin, S., Clarisse, L., Hadji-Lazaro, J., Theys, N., Clerbaux, C., and Coheur, P. F.: Retrieval of near-surface sulfur dioxide (SO₂) concentrations at a global scale using IASI satellite observations, *Atmos. Meas. Tech.*, 9, 721-740, 10.5194/amt-9-721-2016, 2016.
- Bianchi, F., Trostl, J., Junninen, H., Frege, C., Henne, S., Hoyle, C. R., Molteni, U., Herrmann, E., Adamov, A., Bukowiecki, N., Chen, X., Duplissy, J., Gysel, M., Hutterli, M., Kangasluoma, J., Kontkanen, J., Kuerten, A., Manninen, H. E., Muench, S., Perakyla, O., Petaja, T., Rondo, L., Williamson, C., Weingartner, E., Curtius, J., Worsnop, D. R., Kulmala, M., Dommen, J., and Baltensperger, U.: New particle formation in the free troposphere: A question of chemistry and timing, *Science*, 352, 1109-1112, 10.1126/science.aad5456, 2016.
- Cai, R. L., and Jiang, J. K.: A new balance formula to estimate new particle formation rate: reevaluating the effect of coagulation scavenging, *Atmos. Chem. Phys.*, 17, 12659-12675, 10.5194/acp-17-12659-2017, 2017.
- Cai, R. L., Yang, D. S., Fu, Y. Y., Wang, X., Li, X. X., Ma, Y., Hao, J. M., Zheng, J., and Jiang, J. K.: Aerosol surface area concentration: a governing factor in new particle formation in Beijing, *Atmos. Chem. Phys.*, 17, 12327-12340, 10.5194/acp-17-12327-2017, 2017.
- Chen, D., Liu, Z. Q., Fast, J., and Ban, J. M.: Simulations of sulfate-nitrate-ammonium (SNA) aerosols during the extreme haze events over northern China in October 2014, *Atmos. Chem. Phys.*, 16, 10707-10724, 10.5194/acp-16-10707-2016, 2016.
- Cheng, S. H., Yang, L. X., Zhou, X. H., Xue, L. K., Gao, X. M., Zhou, Y., and Wang, W. X.: Size-fractionated water-soluble ions, situ pH and water content in aerosol on hazy days and the influences on visibility impairment in Jinan, China, *Atmos. Environ.*, 45, 4631-4640, 10.1016/j.atmosenv.2011.05.057, 2011.
- Cheng, Y., Zheng, G., Wei, C., Mu, Q., Zheng, B., Wang, Z., Gao, M., Zhang, Q., He, K., Carmichael, G., Pöschl, U., and Su, H.: Reactive nitrogen chemistry in aerosol water as a source of sulfate during haze events in China, *Science advances*, 2, e1601530, 10.1126/sciadv.1601530, 2016.
- Clarke, A. D., Varner, J. L., Eisele, F., Mauldin, R. L., Tanner, D., and Litchy, M.: Particle production in the remote marine atmosphere: Cloud outflow and subsidence during ACE 1, *J. Geophys. Res.- Atmos.*, 103, 16397-16409, 10.1029/97jd02987, 1998.
- Dai, L., Wang, H. L., Zhou, L. Y., An, J. L., Tang, L. L., Lu, C. S., Yan, W. L., Liu, R. Y., Kong, S. F., Chen, M. D., Lee, S. H., and Yu, H.: Regional and local new particle formation events observed in the Yangtze River Delta region, China, *J. Geophys. Res.- Atmos.*, 122, 2389-2402, 10.1002/2016JD026030, 2017.
- Dal Maso, M., Kulmala, M., Riipinen, I., Wagner, R., Hussein, T., Aalto, P. P., and Lehtinen, K. E. J.: Formation and growth of fresh atmospheric aerosols: eight years of aerosol size distribution data from SMEAR II, Hyytiälä, Finland, *Boreal Environment Research*, 10, 323-336, 2005.
- Dan, M., Zhuang, G., Li, X., Tao, H., and Zhuang, Y.: The characteristics of carbonaceous species and their sources in PM_{2.5} in Beijing, *Atmos. Environ.*, 38, 3443-3452, 10.1016/j.atmosenv.2004.02.052, 2004.
- De Gouw, J., and Jimenez, J. L.: Organic Aerosols in the Earth's Atmosphere, *Environ. Sci. & Technol.*, 43, 7614-7618, 10.1021/es9006004, 2009.
- Ding, A. J., Fu, C. B., Yang, X. Q., Sun, J. N., Petaja, T., Kerminen, V. M., Wang, T., Xie, Y., Herrmann, E., Zheng, L. F., Nie, W., Liu, Q., Wei, X. L., and Kulmala, M.: Intense atmospheric pollution modifies weather: a case of mixed biomass burning with fossil fuel combustion pollution in eastern China, *Atmos. Chem. Phys.*, 13, 10545-10554, 10.5194/acp-13-10545-2013, 2013.
- Ding, A. J., Nie, W., Huang, X., Chi, X. G., Sun, J. N., Kerminen, V. M., Xu, Z., Guo, W. D., Petaja, T., Yang, X. Q., Kulmala, M., and Fu, C. B.: Long-term observation of air pollution-weather/climate interactions at the SORPES station: a review and

- p>outlook,
- Frontiers of Environmental Science & Engineering*
- , 10, 15, 10.1007/s11783-016-0877-3, 2016.
- Du, J. F., Cheng, T. T., Zhang, M., Chen, J. M., He, Q. S., Wang, X. M., Zhang, R. J., Tao, J., Huang, G. H., Li, X., and Zha, S. P.: Aerosol Size Spectra and Particle Formation Events at Urban Shanghai in Eastern China, *Aerosol Air Qual. Res.*, 12, 1362-1372, 10.4209/aaqr.2011.12.0230, 2012.
- 5 Du, W., Zhao, J., Wang, Y. Y., Zhang, Y. J., Wang, Q. Q., Xu, W. Q., Chen, C., Han, T. T., Zhang, F., Li, Z. Q., Fu, P. Q., Li, J., Wang, Z. F., and Sun, Y. L.: Simultaneous measurements of particle number size distributions at ground level and 260m on a meteorological tower in urban Beijing, China, *Atmos. Chem. Phys.*, 17, 6797-6811, 10.5194/acp-17-6797-2017, 2017.
- Duan, F., He, K., Ma, Y., Jia, Y., Yang, F., Lei, Y., Tanaka, S., and Okuta, T.: Characteristics of carbonaceous aerosols in Beijing, China, *Chemosphere*, 60, 355-364, 10.1016/j.chemosphere.2004.12.035, 2005.
- 10 Dunne, E. M., Gordon, H., Kurten, A., Almeida, J., Duplissy, J., Williamson, C., Ortega, I. K., Pringle, K. J., Adamov, A., Baltensperger, U., Barmet, P., Benduhn, F., Bianchi, F., Breitenlechner, M., Clarke, A., Curtius, J., Dommen, J., Donahue, N. M., Ehrhart, S., Flagan, R. C., Franchin, A., Guida, R., Hakala, J., Hansel, A., Heinritzi, M., Jokinen, T., Kangasluoma, J., Kirkby, J., Kulmala, M., Kupc, A., Lawler, M. J., Lehtipalo, K., Makhmutov, V., Mann, G., Mathot, S., Merikanto, J., Miettinen, P., Nenes, A., Onnela, A., Rap, A., Reddington, C. L. S., Riccobono, F., Richards, N. A. D., Rissanen, M. P., Rondo, L., Sarnela, N., Schobesberger, S., Sengupta, K., Simon, M., Sipilaa, M., Smith, J. N., Stozkhov, Y., Tome, A., Trostl, J., Wagner, P. E., Wimmer, D., Winkler, P. M., Worsnop, D. R., and Carslaw, K. S.: Global atmospheric particle formation from CERN CLOUD measurements, *Science*, 354, 1119-1124, 10.1126/science.aaf2649, 2016.
- Ehn, M., Thornton, J. A., Kleist, E., Sipila, M., Junninen, H., Pullinen, I., Springer, M., Rubach, F., Tillmann, R., Lee, B., Lopez-Hilfiker, F., Andres, S., Acir, I.-H., Rissanen, M., Jokinen, T., Schobesberger, S., Kangasluoma, J., Kontkanen, J., 20 Nieminen, T., Kurten, T., Nielsen, L. B., Jorgensen, S., Kjaergaard, H. G., Canagaratna, M., Dal Maso, M., Berndt, T., Petaja, T., Wahner, A., Kerminen, V.-M., Kulmala, M., Worsnop, D. R., Wildt, J., and Mentel, T. F.: A large source of low-volatility secondary organic aerosol, *Nature*, 506, 476, 10.1038/nature13032, 2014.
- Fu, X., Wang, S. X., Ran, L. M., Pleim, J. E., Cooter, E., Bash, J. O., Benson, V., and Hao, J. M.: Estimating NH₃ emissions from agricultural fertilizer application in China using the bi-directional CMAQ model coupled to an agro-ecosystem model, *Atmos. Chem. Phys.*, 15, 6637-6649, 10.5194/acp-15-6637-2015, 2015.
- 25 Gao, J., Wang, T., Zhou, X. H., Wu, W. S., and Wang, W. X.: Measurement of aerosol number size distributions in the Yangtze River delta in China: Formation and growth of particles under polluted conditions, *Atmos. Environ.*, 43, 829-836, 10.1016/j.atmosenv.2008.10.046, 2009.
- Gao, J., Chai, F., Wang, T., and Wang, W.: Particle number size distribution and new particle formation (NPF) in Lanzhou, Western China, *Particuology*, 9, 611-618, 10.1016/j.partic.2011.06.008, 2011.
- 30 Gao, J., Chai, F. H., Wang, T., Wang, S. L., and Wang, W. X.: Particle number size distribution and new particle formation: New characteristics during the special pollution control period in Beijing, *Journal of Environmental Sciences*, 24, 14-21, 10.1016/S1001-0742(11)60725-0, 2012.
- Gong, Y. G., Hu, M., Cheng, Y. F., Su, H., Yue, D. L., Liu, F., Wiedensohler, A., Wang, Z. B., Kalesse, H., Liu, S., Wu, Z. J., 35 Xiao, K. T., Mi, P. C., and Zhang, Y. H.: Competition of coagulation sink and source rate: New particle formation in the Pearl River Delta of China, *Atmos. Environ.*, 44, 3278-3285, 10.1016/j.atmosenv.2010.05.049, 2010.
- Guo, H., Wang, D. W., Cheung, K., Ling, Z. H., Chan, C. K., and Yao, X. H.: Observation of aerosol size distribution and new particle formation at a mountain site in subtropical Hong Kong, *Atmos. Chem. Phys.*, 12, 9923-9939, 10.5194/acp-12-9923-2012, 2012.
- 40 Guo, S., Hu, M., Zamora, M. L., Peng, J. F., Shang, D. J., Zheng, J., Du, Z. F., Wu, Z., Shao, M., Zeng, L. M., Molina, M. J., and Zhang, R. Y.: Elucidating severe urban haze formation in China, *Proc. Natl. Acad. Sci. USA*, 111, 17373-17378, 10.1073/pnas.1419604111, 2014.
- Hand, J. L., and Malm, W. C.: Review of aerosol mass scattering efficiencies from ground-based measurements since 1990, *J. Geophys. Res.- Atmos.*, 112, D16203, 10.1029/2007jd008484, 2007.
- 45 He, H., Wang, Y., Ma, Q., Ma, J., Chu, B., Ji, D., Tang, G., Liu, C., Zhang, H., and Hao, J.: Mineral dust and NO_x promote the conversion of SO₂ to sulfate in heavy pollution days, *Sci. Rep.*, 4, 04172, 10.1038/srep04172, 2014.
- Herrmann, E., Ding, A. J., Kerminen, V. M., Petaja, T., Yang, X. Q., Sun, J. N., Qi, X. M., Manninen, H., Hakala, J., Nieminen,

- T., Aalto, P. P., Kulmala, M., and Fu, C. B.: Aerosols and nucleation in eastern China: first insights from the new SORPES-NJU station, *Atmos. Chem. Phys.*, 14, 2169-2183, 10.5194/acp-14-2169-2014, 2014.
- Hodzic, A., Jimenez, J. L., Madronich, S., Canagaratna, M. R., DeCarlo, P. F., Kleinman, L., and Fast, J.: Modeling organic aerosols in a megacity: potential contribution of semi-volatile and intermediate volatility primary organic compounds to secondary organic aerosol formation, *Atmos. Chem. Phys.*, 10, 5491-5514, 10.5194/acp-10-5491-2010, 2010.
- Hofman, J., Staelens, J., Cordell, R., Stroobants, C., Zikova, N., Hama, S. M. L., Wyche, K. P., Kos, G. P. A., Van der Zee, S., Smallbone, K. L., Weijers, E. P., Monks, P. S., and Roekens, E.: Ultrafine particles in four European urban environments: Results from a new continuous long-term monitoring network, *Atmos. Environ.*, 136, 68-81, 10.1016/j.atmosenv.2016.04.010, 2016.
- 10 Huang, R.-J., Zhang, Y., Bozzetti, C., Ho, K.-F., Cao, J.-J., Han, Y., Daellenbach, K. R., Slowik, J. G., Platt, S. M., Canonaco, F., Zotter, P., Wolf, R., Pieber, S. M., Bruns, E. A., Crippa, M., Ciarelli, G., Piazzalunga, A., Schwikowski, M., Abbaszade, G., Schnelle-Kreis, J., Zimmermann, R., An, Z., Szidat, S., Baltensperger, U., Haddad, I. E., and Prevot, A. S. H.: High secondary aerosol contribution to particulate pollution during haze events in China, *Nature*, 514, 218, 10.1038/nature13774, 2014.
- Huang, X., Zhou, L., Ding, A., Qi, X., Nie, W., Wang, M., Chi, X., Petäjä, T., Kerminen, V. M., Roldin, P., Rusanen, A., 15 Kulmala, M., and Boy, M.: Comprehensive modelling study on observed new particle formation at the SORPES station in Nanjing, China, *Atmos. Chem. Phys.*, 16, 2477-2492, 10.5194/acp-16-2477-2016, 2016.
- IPCC: Working group I contribution to the IPCC fifth Assessment Report (AR5), climate change 2013: the physical science basis, Geneva, Switzerland., 2013.
- Jayarathne, R., Pushpawela, B., He, C. R., Li, H., Gao, J., Chai, F. H., and Morawska, L.: Observations of particles at their 20 formation sizes in Beijing, China, *Atmos. Chem. Phys.*, 17, 8825-8835, 10.5194/acp-17-8825-2017, 2017.
- Jung, J., Miyazaki, Y., and Kawamura, K.: Different characteristics of new particle formation between urban and deciduous forest sites in Northern Japan during the summers of 2010–2011, *Atmos. Chem. Phys.*, 13, 51-68, 10.5194/acp-13-51-2013, 2013.
- Kürten, A., Bianchi, F., Almeida, J., Kupiainen-Maatta, O., Dunne, E. M., Duplissy, J., Williamson, C., Barmet, P., 25 Breitenlechner, M., Dommen, J., Donahue, N. M., Flagan, R. C., Franchin, A., Gordon, H., Hakala, J., Hansel, A., Heinritzi, M., Ickes, L., Jokinen, T., Kangasluoma, J., Kim, J., Kirkby, J., Kupc, A., Lehtipalo, K., Leiminger, M., Makhmutov, V., Onnela, A., Ortega, I. K., Petaja, T., Praplan, A. P., Riccobono, F., Rissanen, M. P., Rondo, L., Schnitzhofer, R., Schobesberger, S., Smith, J. N., Steiner, G., Stozhkov, Y., Tome, A., Trostl, J., Tsagkogeorgas, G., Wagner, P. E., Wimmer, D., Ye, P. L., Baltensperger, U., Carslaw, K., Kulmala, M., and Curtius, J.: Experimental particle formation rates spanning tropospheric 30 sulfuric acid and ammonia abundances, ion production rates, and temperatures, *J. Geophys. Res.- Atmos.*, 121, 12377-12400, 10.1002/2015JD023908, 2016.
- Kaiser, J.: How dirty air hurts the heart, *Science*, 307, 1858-1859, 2005.
- Kerminen, V. M., Pirjola, L., and Kulmala, M.: How significantly does coagulation scavenging limit atmospheric particle production?, *J. Geophys. Res.- Atmos.*, 106, 24119-24125, 10.1029/2001jd000322, 2001.
- 35 Kerminen, V. M., and Kulmala, M.: Analytical formulae connecting the "real" and the "apparent" nucleation rate and the nuclei number concentration for atmospheric nucleation events, *J. Aerosol Sci*, 33, 609-622, 10.1016/S0021-8502(01)00194-X, 2002.
- Kerminen, V. M., Chen, X. M., Vakkari, V., Petaja, T., Kulmala, M., and Bianchi, F.: Atmospheric new particle formation and growth: review of field observations, *Environ. Res. Lett.*, 13, Art. 103003, 10.1088/1748-9326/Aadf3c, 2018.
- Kirkby, J., Curtius, J., Almeida, J., Dunne, E., Duplissy, J., Ehrhart, S., Franchin, A., Gagne, S., Ickes, L., Kuerten, A., Kupc, 40 A., Metzger, A., Riccobono, F., Rondo, L., Schobesberger, S., Tsagkogeorgas, G., Wimmer, D., Amorim, A., Bianchi, F., Breitenlechner, M., David, A., Dommen, J., Downard, A., Ehn, M., Flagan, R. C., Haider, S., Hansel, A., Hauser, D., Jud, W., Junninen, H., Kreissl, F., Kvashin, A., Laaksonen, A., Lehtipalo, K., Lima, J., Lovejoy, E. R., Makhmutov, V., Mathot, S., Mikkila, J., Minginette, P., Mogo, S., Nieminen, T., Onnela, A., Pereira, P., Petaja, T., Schnitzhofer, R., Seinfeld, J. H., Sipila, M., Stozhkov, Y., Stratmann, F., Tome, A., Vanhanen, J., Viisanen, Y., Vrtala, A., Wagner, P. E., Walther, H., Weingartner, E., 45 Wex, H., Winkler, P. M., Carslaw, K. S., Worsnop, D. R., Baltensperger, U., and Kulmala, M.: Role of sulphuric acid, ammonia and galactic cosmic rays in atmospheric aerosol nucleation, *Nature*, 476, 429-U477, 10.1038/nature10343, 2011.
- Kirkby, J., Duplissy, J., Sengupta, K., Frege, C., Gordon, H., Williamson, C., Heinritzi, M., Simon, M., Yan, C., Almeida, J.,

- Troestl, J., Nieminen, T., Ortega, I. K., Wagner, R., Adamov, A., Amorim, A., Bernhammer, A.-K., Bianchi, F., Breitenlechner, M., Brilke, S., Chen, X., Craven, J., Dias, A., Ehrhart, S., Flagan, R. C., Franchin, A., Fuchs, C., Guida, R., Hakala, J., Hoyle, C. R., Jokinen, T., Junninen, H., Kangasluoma, J., Kim, J., Krapf, M., Kuerten, A., Laaksonen, A., Lehtipalo, K., Makhmutov, V., Mathot, S., Molteni, U., Onnela, A., Peraekylae, O., Piel, F., Petaejae, T., Praplan, A. P., Pringle, K., Rap, A., Richards, N.
- 5 A. D., Riipinen, I., Rissanen, M. P., Rondo, L., Sarnela, N., Schobesberger, S., Scott, C. E., Seinfeld, J. H., Sipilae, M., Steiner, G., Stozhkov, Y., Stratmann, F., Tome, A., Virtanen, A., Vogel, A. L., Wagner, A. C., Wagner, P. E., Weingartner, E., Wimmer, D., Winkler, P. M., Ye, P., Zhang, X., Hansel, A., Dommen, J., Donahue, N. M., Worsnop, D. R., Baltensperger, U., Kulmala, M., Carslaw, K. S., and Curtius, J.: Ion-induced nucleation of pure biogenic particles, *Nature*, 533, 521, 10.1038/nature17953, 2016.
- 10 Kivekas, N., Sun, J., Zhan, M., Kerminen, V. M., Hyvarinen, A., Komppula, M., Viisanen, Y., Hong, N., Zhang, Y., Kulmala, M., Zhang, X. C., Deli-Geer, and Lihavainen, H.: Long term particle size distribution measurements at Mount Waliguan, a high-altitude site in inland China, *Atmos. Chem. Phys.*, 9, 5461-5474, 2009.
- Kontkanen, J., Lehtipalo, K., Ahonen, L., Kangasluoma, J., Manninen, H. E., Hakala, J., Rose, C., Sellegri, K., Xiao, S., Wang, L., Qi, X. M., Nie, W., Ding, A. J., Yu, H., Lee, S., Kerminen, V. M., Petaja, T., and Kulmala, M.: Measurements of sub-3nm
- 15 particles using a particle size magnifier in different environments: from clean mountain top to polluted megacities, *Atmos. Chem. Phys.*, 17, 2163-2187, 10.5194/acp-17-2163-2017, 2017.
- Kuang, C., Riipinen, I., Sihto, S. L., Kulmala, M., McCormick, A. V., and McMurry, P. H.: An improved criterion for new particle formation in diverse atmospheric environments, *Atmos. Chem. Phys.*, 10, 8469-8480, 10.5194/acp-10-8469-2010, 2010.
- 20 Kulmala, M., Vehkamäki, H., Petaja, T., Dal Maso, M., Lauri, A., Kerminen, V. M., Birmili, W., and McMurry, P. H.: Formation and growth rates of ultrafine atmospheric particles: a review of observations, *J. Aerosol Sci.*, 35, 143-176, 10.1016/j.jaerosci.2003.10.003, 2004.
- Kulmala, M., Petaja, T., Nieminen, T., Sipila, M., Manninen, H. E., Lehtipalo, K., Dal Maso, M., Aalto, P. P., Junninen, H., Paasonen, P., Riipinen, I., Lehtinen, K. E. J., Laaksonen, A., and Kerminen, V. M.: Measurement of the nucleation of
- 25 atmospheric aerosol particles, *Nature Protocols*, 7, 1651-1667, 10.1038/nprot.2012.091, 2012.
- Kulmala, M., Kontkanen, J., Junninen, H., Lehtipalo, K., Manninen, H. E., Nieminen, T., Petaja, T., Sipila, M., Schobesberger, S., Rantala, P., Franchin, A., Jokinen, T., Jarvinen, E., Aijala, M., Kangasluoma, J., Hakala, J., Aalto, P. P., Paasonen, P., Mikkilä, J., Vanhanen, J., Aalto, J., Hakola, H., Makkonen, U., Ruuskanen, T., Mauldin, R. L., Duplissy, J., Vehkamäki, H., Back, J., Kortelainen, A., Riipinen, I., Kurten, T., Johnston, M. V., Smith, J. N., Ehn, M., Mentel, T. F., Lehtinen, K. E. J.,
- 30 Laaksonen, A., Kerminen, V. M., and Worsnop, D. R.: Direct Observations of Atmospheric Aerosol Nucleation, *Science*, 339, 943-946, 10.1126/science.1227385, 2013.
- Kulmala, M., Petaja, T., Ehn, M., Thornton, J., Sipila, M., Worsnop, D. R., and Kerminen, V. M.: Chemistry of Atmospheric Nucleation: On the Recent Advances on Precursor Characterization and Atmospheric Cluster Composition in Connection with Atmospheric New Particle Formation, in: *Annual Review of Physical Chemistry*, Vol 65, edited by: Johnson, M. A., and
- 35 Martinez, T. J., *Annual Review of Physical Chemistry*, 21-37, 2014.
- Kulmala, M.: China's choking cocktail, *Nature*, 526, 497-499, 2015.
- Kulmala, M., Luoma, K., Virkkula, A., Petaja, T., Paasonen, P., Kerminen, V. M., Nie, W., Qi, X. M., Shen, Y. C., Chi, X. G., and Ding, A. J.: On the mode-segregated aerosol particle number concentration load: contributions of primary and secondary particles in Hyytiälä and Nanjing, *Boreal Environment Research*, 21, 319-331, 2016a.
- 40 Kulmala, M., Petaja, T., Kerminen, V. M., Kujansuu, J., Ruuskanen, T., Ding, A. J., Nie, W., Hu, M., Wang, Z. B., Wu, Z. J., Wang, L., and Worsnop, D. R.: On secondary new particle formation in China, *Frontiers of Environmental Science & Engineering*, 10, 08, 10.1007/s11783-016-0850-1, 2016b.
- Kulmala, M., Kerminen, V. M., Petaja, T., Ding, A. J., and Wang, L.: Atmospheric gas-to-particle conversion: why NPF events are observed in megacities?, *Faraday Discuss.*, 10.1039/c6fd00257a, 2017.
- 45 Kulmala, M.: Build a global Earth observatory, *Nature*, 553, 21-23, 2018.
- Lee, S. H., Kwak, J. H., Lee, S. Y., and Lee, J. H.: On-road chasing and laboratory measurements of exhaust particle emissions of diesel vehicles equipped with aftertreatment technologies (DPF, urea-SCR), *International Journal of Automotive Technology*,

- 16, 551-559, 10.1007/s12239-015-0056-8, 2015.
- Lehtinen, K. E. J., Dal Maso, M., Kulmala, M., and Kerminen, V. M.: Estimating nucleation rates from apparent particle formation rates and vice versa: Revised formulation of the Kerminen-Kulmala equation, *J. Aerosol Sci.*, 38, 988-994, 10.1016/j.jaerosci.2007.06.009, 2007.
- 5 Lelieveld, J., Evans, J. S., Fnais, M., Giannadaki, D., and Pozzer, A.: The contribution of outdoor air pollution sources to premature mortality on a global scale, *Nature*, 525, 367, 10.1038/nature15371, 2015.
- Leng, C., Zhang, Q., Tao, J., Zhang, H., Zhang, D., Xu, C., Li, X., Kong, L., Cheng, T., Zhang, R., Yang, X., Chen, J., Qiao, L., Lou, S., Wang, H., and Chen, C.: Impacts of new particle formation on aerosol cloud condensation nuclei (CCN) activity in Shanghai: case study, *Atmos. Chem. Phys.*, 14, 11353-11365, 10.5194/acp-14-11353-2014, 2014.
- 10 Li, C., Marufu, L. T., Dickerson, R. R., Li, Z., Wen, T., Wang, Y., Wang, P., Chen, H., and Stehr, J. W.: In situ measurements of trace gases and aerosol optical properties at a rural site in northern China during East Asian Study of Tropospheric Aerosols: An International Regional Experiment 2005, *J. Geophys. Res.- Atmos.*, 112, D22S04, 10.1029/2006JD007592, 2007.
- Lin, P., Hu, M., Wu, Z., Niu, Y., and Zhu, T.: Marine aerosol size distributions in the springtime over China adjacent seas, *Atmos. Environ.*, 41, 6784-6796, 10.1016/j.atmosenv.2007.04.045, 2007.
- 15 Liu, S., Hu, M., Wu, Z. J., Wehner, B., Wiedensohler, A., and Cheng, Y. F.: Aerosol number size distribution and new particle formation at a rural/coastal site in Pearl River Delta (PRD) of China, *Atmos. Environ.*, 42, 6275-6283, 10.1016/j.atmosenv.2008.01.063, 2008.
- Liu, X. G., Li, J., Qu, Y., Han, T., Hou, L., Gu, J., Chen, C., Yang, Y., Liu, X., Yang, T., Zhang, Y., Tian, H., and Hu, M.: Formation and evolution mechanism of regional haze: a case study in the megacity Beijing, China, *Atmos. Chem. Phys.*, 13, 4501-4514, 10.5194/acp-13-4501-2013, 2013.
- 20 Liu, X. G., Sun, K., Qu, Y., Hu, M., Sun, Y. L., Zhang, F., and Zhang, Y. H.: Secondary Formation of Sulfate and Nitrate during a Haze Episode in Megacity Beijing, China, *Aerosol Air Qual. Res.*, 15, 2246-2257, 10.4209/aaqr.2014.12.0321, 2015.
- Liu, X. H., Zhu, Y. J., Zheng, M., Gao, H. W., and Yao, X. H.: Production and growth of new particles during two cruise campaigns in the marginal seas of China, *Atmos. Chem. Phys.*, 14, 7941-7951, 10.5194/acp-14-7941-2014, 2014.
- 25 Liu, Y. C., Wu, Z. J., Wang, Y., Xiao, Y., Gu, F. T., Zheng, J., Tan, T. Y., Shang, D. J., Wu, Y. S., Zeng, L. M., Hu, M., Bateman, A. P., and Martin, S. T.: Submicrometer Particles Are in the Liquid State during Heavy Haze Episodes in the Urban Atmosphere of Beijing, China, *Environ. Sci. & Technol. Lett.*, 4, 427-432, 10.1021/acs.estlett.7b00352, 2017.
- Lu, Z., Streets, D. G., Zhang, Q., Wang, S., Carmichael, G. R., Cheng, Y. F., Wei, C., Chin, M., Diehl, T., and Tan, Q.: Sulfur dioxide emissions in China and sulfur trends in East Asia since 2000, *Atmos. Chem. Phys.*, 10, 6311-6331, 10.5194/acp-10-6311-2010, 2010.
- 30 Lv, G. L., Sui, X., Chen, J. M., Jayaratne, R., and Mellouki, A.: Investigation of new particle formation at the summit of Mt. Tai, China, *Atmos. Chem. Phys.*, 18, 2243-2258, 10.5194/acp-18-2243-2018, 2018.
- Ma, J., Chu, B., Liu, J., Liu, Y., Zhang, H., and He, H.: NO_x promotion of SO₂ conversion to sulfate: An important mechanism for the occurrence of heavy haze during winter in Beijing, *Environ. Pollut.*, 233, 662-669, 10.1016/j.envpol.2017.10.103, 2018.
- 35 Ma, N., Zhao, C. S., Tao, J. C., Wu, Z. J., Kecorius, S., Wang, Z. B., Gross, J., Liu, H. J., Bian, Y. X., Kuang, Y., Teich, M., Spindler, G., Muller, K., van Pinxteren, D., Herrmann, H., Hu, M., and Wiedensohler, A.: Variation of CCN activity during new particle formation events in the North China Plain, *Atmos. Chem. Phys.*, 16, 8593-8607, 10.5194/acp-16-8593-2016, 2016.
- Man, H. Y., Zhu, Y. J., Ji, F., Yao, X. H., Lau, N. T., Li, Y. J., Lee, B. P., and Chan, C. K.: Comparison of Daytime and Nighttime New Particle Growth at the HKUST Supersite in Hong Kong, *Environ. Sci. & Technol.*, 49, 7170-7178, 10.1021/acs.est.5b02143, 2015.
- 40 Manninen, H. E., Nieminen, T., Asmi, E., Gagne, S., Hakkinen, S., Lehtipalo, K., Aalto, P., Vana, M., Mirme, A., Mirme, S., Horrak, U., Plass-Dulmer, C., Stange, G., Kiss, G., Hoffer, A., Toeroe, N., Moerman, M., Henzing, B., de Leeuw, G., Brinkenberg, M., Kouvarakis, G. N., Bougiatioti, A., Mihalopoulos, N., O'Dowd, C., Ceburnis, D., Arneth, A., Svenningsson, B., Swietlicki, E., Tarozzi, L., Decesari, S., Facchini, M. C., Birmili, W., Sonntag, A., Wiedensohler, A., Boulon, J., Sellegri, K., Laj, P., Gysel, M., Bukowiecki, N., Weingartner, E., Wehrle, G., Laaksonen, A., Hamed, A., Joutsensaari, J., Petaja, T., Kerminen, V. M., and Kulmala, M.: EUCAARI ion spectrometer measurements at 12 European sites - analysis of new particle formation events, *Atmos. Chem. Phys.*, 10, 7907-7927, 10.5194/acp-10-7907-2010, 2010.

- Mao, J. B., Yu, F. Q., Zhang, Y., An, J. Y., Wang, L., Zheng, J., Yao, L., Luo, G., Ma, W. C., Yu, Q., Huang, C., Li, L., and Chen, L. M.: High-resolution modeling of gaseous methylamines over a polluted region in China: source-dependent emissions and implications of spatial variations, *Atmos. Chem. Phys.*, 18, 7933-7950, 10.5194/acp-18-7933-2018, 2018.
- Mauldin, R. L., Berndt, T., Sipila, M., Paasonen, P., Petaja, T., Kim, S., Kurten, T., Stratmann, F., Kerminen, V. M., and Kulmala, M.: A new atmospherically relevant oxidant of sulphur dioxide, *Nature*, 488, 193-+, 10.1038/nature11278, 2012.
- McMurry, P. H., and Friedlander, S. K.: New particle formation in the presence of an aerosol, *Atmos. Environ.* (1967), 13, 1635-1651, 10.1016/0004-6981(79)90322-6, 1979.
- McMurry, P. H., Fink, M., Sakurai, H., Stolzenburg, M. R., Mauldin, R. L., Smith, J., Eisele, F., Moore, K., Sjostedt, S., Tanner, D., Huey, L. G., Nowak, J. B., Edgerton, E., and Voisin, D.: A criterion for new particle formation in the sulfur-rich Atlanta atmosphere, *J. Geophys. Res.- Atmos.*, 110, 1-10, 10.1029/2005JD005901, 2005.
- Meng, H., Zhu, Y. J., Evans, G. J., Jeong, C. H., and Yao, X. H.: Roles of SO₂ oxidation in new particle formation events, *Journal of Environmental Sciences*, 30, 90-101, 10.1016/j.jes.2014.12.002, 2015a.
- Meng, Z., Xie, Y., Jia, S., Zhang, R., Lin, W., Xu, X., and Yang, W.: Characteristics of Atmospheric Ammonia at Gucheng, a Rural Site on North China Plain in Summer of 2013, *Journal of Applied Meteorological Science*, 26, 141-150, 2015b.
- Meng, Z. Y., Lin, W. L., Jiang, X. M., Yan, P., Wang, Y., Zhang, Y. M., Jia, X. F., and Yu, X. L.: Characteristics of atmospheric ammonia over Beijing, China, *Atmos. Chem. Phys.*, 11, 6139-6151, 10.5194/acp-11-6139-2011, 2011.
- Meng, Z. Y., Xu, X. B., Lin, W. L., Ge, B. Z., Xie, Y. L., Song, B., Jia, S. H., Zhang, R., Peng, W., Wang, Y., Cheng, H. B., Yang, W., and Zhao, H. R.: Role of ambient ammonia in particulate ammonium formation at a rural site in the North China Plain, *Atmos. Chem. Phys.*, 18, 167-184, 10.5194/acp-18-167-2018, 2018.
- Merikanto, J., Spracklen, D. V., Mann, G. W., Pickering, S. J., and Carslaw, K. S.: Impact of nucleation on global CCN, *Atmos. Chem. Phys.*, 9, 8601-8616, 10.5194/acp-9-8601-2009, 2009.
- Molteni, U., Bianchi, F., Klein, F., El Haddad, I., Frege, C., Rossi, M. J., Dommen, J., and Baltensperger, U.: Formation of highly oxygenated organic molecules from aromatic compounds, *Atmos. Chem. Phys.*, 18, 1909-1921, 10.5194/acp-18-1909-2018, 2018.
- Nie, W., Ding, A. J., Wang, T., Kerminen, V. M., George, C., Xue, L. K., Wang, W. X., Zhang, Q. Z., Petaja, T., Qi, X. M., Gao, X. M., Wang, X. F., Yang, X. Q., Fu, C. B., and Kulmala, M.: Polluted dust promotes new particle formation and growth, *Sci. Rep.*, 4, 6634, 10.1038/Srep06634, 2014.
- Nieminen, T., Kerminen, V. M., Petäjä, T., Aalto, P. P., Arshinov, M., Asmi, E., Baltensperger, U., Beddows, D. C. S., Beukes, J. P., Collins, D., Ding, A., Harrison, R. M., Henzing, B., Hooda, R., Hu, M., Hörrak, U., Kivekäs, N., Komsaare, K., Krejci, R., Kristensson, A., Laakso, L., Laaksonen, A., Leaitch, W. R., Lihavainen, H., Mihalopoulos, N., Németh, Z., Nie, W., O'Dowd, C., Salma, I., Sellegri, K., Svenningsson, B., Swietlicki, E., Tunved, P., Ulevicius, V., Vakkari, V., Vana, M., Wiedensohler, A., Wu, Z., Virtanen, A., and Kulmala, M.: Global analysis of continental boundary layer new particle formation based on long-term measurements, *Atmos. Chem. Phys. Discuss.*, 2018, 1-34, 10.5194/acp-2018-304, 2018.
- Pan, Y. P., Wang, Y. S., Tang, G. Q., and Wu, D.: Wet and dry deposition of atmospheric nitrogen at ten sites in Northern China, *Atmos. Chem. Phys.*, 12, 6515-6535, 10.5194/acp-12-6515-2012, 2012.
- Pan, Y. P., Tian, S. L., Zhao, Y. H., Zhang, L., Zhu, X. Y., Gao, J., Huang, W., Zhou, Y. B., Song, Y., Zhang, Q., and Wang, Y. S.: Identifying Ammonia Hotspots in China Using a National Observation Network, *Environ. Sci. & Technol.*, 52, 3926-3934, 10.1021/acs.est.7b05235, 2018.
- Parrish, D. D., Kuster, W. C., Shao, M., Yokouchi, Y., Kondo, Y., Goldan, P. D., de Gouw, J. A., Koike, M., and Shirai, T.: Comparison of air pollutant emissions among mega-cities, *Atmos. Environ.*, 43, 6435-6441, 10.1016/j.atmosenv.2009.06.024, 2009.
- Peng, J. F., Hu, M., Wang, Z. B., Huang, X. F., Kumar, P., Wu, Z. J., Guo, S., Yue, D. L., Shang, D. J., Zheng, Z., and He, L. Y.: Submicron aerosols at thirteen diversified sites in China: size distribution, new particle formation and corresponding contribution to cloud condensation nuclei production, *Atmos. Chem. Phys.*, 14, 10249-10265, 10.5194/acp-14-10249-2014, 2014.
- Peng, Y., Liu, X. D., Dai, J., Wang, Z., Dong, Z. P., Dong, Y., Chen, C., Li, X. M., Zhao, N., and Fan, C.: Aerosol size distribution and new particle formation events in the suburb of Xi'an, northwest China, *Atmos. Environ.*, 153, 194-205,

- 10.1016/j.atmosenv.2017.01.022, 2017.
- Petaja, T., Jarvi, L., Kerminen, V. M., Ding, A. J., Sun, J. N., Nie, W., Kujansuu, J., Virkkula, A., Yang, X. Q., Fu, C. B., Zilitinkevich, S., and Kulmala, M.: Enhanced air pollution via aerosol-boundary layer feedback in China, *Sci. Rep.*, 6, 18998, 10.1038/Srep18998, 2016.
- 5 Pichelstorfer, L., Stolzenburg, D., Ortega, J., Karl, T., Kokkola, H., Laakso, A., Lehtinen, K. E. J., Smith, J. N., McMurry, P. H., and Winkler, P. M.: Resolving nanoparticle growth mechanisms from size- and time-dependent growth rate analysis, *Atmos. Chem. Phys.*, 18, 1307-1323, 10.5194/acp-18-1307-2018, 2018.
- Qi, X. M., Ding, A. J., Nie, W., Petaja, T., Kerminen, V. M., Herrmann, E., Xie, Y. N., Zheng, L. F., Manninen, H., Aalto, P., Sun, J. N., Xu, Z. N., Chi, X. G., Huang, X., Boy, M., Virkkula, A., Yang, X. Q., Fu, C. B., and Kulmala, M.: Aerosol size
10 distribution and new particle formation in the western Yangtze River Delta of China: 2 years of measurements at the SORPES station, *Atmos. Chem. Phys.*, 15, 12445-12464, 10.5194/acp-15-12445-2015, 2015.
- Qi, X. M., Ding, A. J., Roldin, P., Xu, Z. N., Zhou, P. T., Sarnela, N., Nie, W., Huang, X., Rusanen, A., Ehn, M., Rissanen, M. P., Petaja, T., Kulmala, M., and Boy, M.: Modelling studies of HOMs and their contributions to new particle formation and growth: comparison of boreal forest in Finland and a polluted environment in China, *Atmos. Chem. Phys.*, 18, 11779-11791,
15 10.5194/acp-18-11779-2018, 2018.
- Quan, J. N., Liu, Y. A., Liu, Q., Jia, X. C., Li, X., Gao, Y., Ding, D. P., Li, J., and Wang, Z. F.: Anthropogenic pollution elevates the peak height of new particle formation from planetary boundary layer to lower free troposphere, *Geophys. Res. Lett.*, 44, 7537-7543, 10.1002/2017GL074553, 2017.
- Rönkkö, T., Kuuluvainen, H., Karjalainen, P., Keskinen, J., Hillamo, R., Niemi, J. V., Pirjola, L., Timonen, H. J., Saarikoski, S., Saukko, E., Järvinen, A., Silvennoinen, H., Rostedt, A., Olin, M., Yli-Ojanperä, J., Nousiainen, P., Kousa, A., and Dal Maso, M.: Traffic is a major source of atmospheric nanocluster aerosol, *Proc. Natl. Acad. Sci.*, 114, 7549-7554,
20 10.1073/pnas.1700830114, 2017.
- Riccobono, F., Schobesberger, S., Scott, C. E., Dommen, J., Ortega, I. K., Rondo, L., Almeida, J., Amorim, A., Bianchi, F., Breitenlechner, M., David, A., Downard, A., Dunne, E. M., Duplissy, J., Ehrhart, S., Flagan, R. C., Franchin, A., Hansel, A.,
25 Junninen, H., Kajos, M., Keskinen, H., Kupc, A., Kurten, A., Kvashin, A. N., Laaksonen, A., Lehtipalo, K., Makhmutov, V., Mathot, S., Nieminen, T., Onnela, A., Petaja, T., Praplan, A. P., Santos, F. D., Schallhart, S., Seinfeld, J. H., Sipila, M., Spracklen, D. V., Stozhkov, Y., Stratmann, F., Tome, A., Tsagkogeorgas, G., Vaattovaara, P., Viisanen, Y., Vrtala, A., Wagner, P. E., Weingartner, E., Wex, H., Wimmer, D., Carslaw, K. S., Curtius, J., Donahue, N. M., Kirkby, J., Kulmala, M., Worsnop, D. R., and Baltensperger, U.: Oxidation Products of Biogenic Emissions Contribute to Nucleation of Atmospheric Particles,
30 *Science*, 344, 717-721, 10.1126/science.1243527, 2014.
- Ronald, J. V., Mijling, B., Ding, J., Koukouli, M. E., Liu, F., Li, Q., Mao, H. Q., and Theys, N.: Cleaning up the air: effectiveness of air quality policy for SO₂ and NO_x emissions in China, *Atmos. Chem. Phys.*, 17, 1775-1789, 10.5194/acp-17-1775-2017, 2017.
- Shen, L. J., Wang, H. L., Lu, S., Li, L., Yuan, J., Zhang, X. H., Tian, X. D., and Tang, Q.: Observation of aerosol size distribution
35 and new particle formation at a coastal city in the Yangtze River Delta, China, *Sci. Total Environ.*, 565, 1175-1184, 10.1016/j.scitotenv.2016.05.164, 2016a.
- Shen, X. J., Sun, J. Y., Zhang, Y. M., Wehner, B., Nowak, A., Tuch, T., Zhang, X. C., Wang, T. T., Zhou, H. G., Zhang, X. L., Dong, F., Birmili, W., and Wiedensohler, A.: First long-term study of particle number size distributions and new particle formation events of regional aerosol in the North China Plain, *Atmos. Chem. Phys.*, 11, 1565-1580, 10.5194/acp-11-1565-
40 2011, 2011.
- Shen, X. J., Sun, J. Y., Zhang, X. Y., Zhang, Y. M., Zhang, L., Che, H. C., Ma, Q. L., Yu, X. M., Yue, Y., and Zhang, Y. W.: Characterization of submicron aerosols and effect on visibility during a severe haze-fog episode in Yangtze River Delta, China, *Atmos. Environ.*, 120, 307-316, <https://doi.org/10.1016/j.atmosenv.2015.09.011>, 2015.
- Shen, X. J., Sun, J. Y., Zhang, X. Y., Zhang, Y. M., Zhang, L., and Fan, R. X.: Key features of new particle formation events
45 at background sites in China and their influence on cloud condensation nuclei, *Frontiers of Environmental Science & Engineering*, 10, 05, 10.1007/s11783-016-0833-2, 2016b.
- Shen, X. J., Sun, J. Y., Zhang, X. Y., Zhang, Y. M., Zhang, L., Fan, R. X., Zhang, Z. X., Zhang, X. L., Zhou, H. G., Zhou, L.

- Y., Dong, F., and Shi, Q. F.: The influence of emission control on particle number size distribution and new particle formation during China's V-Day parade in 2015, *Sci. Total Environ.*, 573, 409-419, 10.1016/j.scitotenv.2016.08.085, 2016c.
- Shen, X. J., Sun, J. Y., Kivekas, N., Kristensson, A., Zhang, X. Y., Zhang, Y. M., Zhang, L., Fan, R. X., Qi, X. F., Ma, Q. L., and Zhou, H. G.: Spatial distribution and occurrence probability of regional new particle formation events in eastern China, *Atmos. Chem. Phys.*, 18, 587-599, 10.5194/acp-18-587-2018, 2018.
- Shi, Y., Chen, J., Hu, D., Wang, L., Yang, X., and Wang, X.: Airborne submicron particulate (PM₁) pollution in Shanghai, China: Chemical variability, formation/dissociation of associated semi-volatile components and the impacts on visibility, *Sci. Total Environ.*, 473-474, 199-206, 10.1016/j.scitotenv.2013.12.024, 2014.
- Sipilä, M., Sarnela, N., Jokinen, T., Henschel, H., Junninen, H., Kontkanen, J., Richters, S., Kangasluoma, J., Franchin, A., Perakyla, O., Rissanen, M. P., Ehn, M., Vehkamäki, H., Kurten, T., Berndt, T., Petaja, T., Worsnop, D., Ceburnis, D., Kerminen, V. M., Kulmala, M., and O'Dowd, C.: Molecular-scale evidence of aerosol particle formation via sequential addition of HIO₃, *Nature*, 537, 532-534, 10.1038/nature19314, 2016.
- Sipila, M., Berndt, T., Petaja, T., Brus, D., Vanhanen, J., Stratmann, F., Patokoski, J., Mauldin, R. L., III, Hyvarinen, A.-P., Lihavainen, H., and Kulmala, M.: The Role of Sulfuric Acid in Atmospheric Nucleation, *Science*, 327, 1243-1246, 10.1126/science.1180315, 2010.
- Sun, W., Shao, M., Granier, C., Liu, Y., Ye, C. S., and Zheng, J. Y.: Long-Term Trends of Anthropogenic SO₂, NO_x, CO, and NMVOCs Emissions in China, *Earth's Future*, 6, 1112-1133, doi:10.1029/2018EF000822, 2018.
- Sun, Y., Wang, Y. S., and Zhang, C. C.: Measurement of the vertical profile of atmospheric SO₂ during the heating period in Beijing on days of high air pollution, *Atmos. Environ.*, 43, 468-472, 10.1016/j.atmosenv.2008.09.057, 2009.
- Sun, Y. L., Zhang, Q., Anastasio, C., and Sun, J.: Insights into secondary organic aerosol formed via aqueous-phase reactions of phenolic compounds based on high resolution mass spectrometry, *Atmos. Chem. Phys.*, 10, 4809-4822, 10.5194/acp-10-4809-2010, 2010.
- Sun, Y. L., Chen, C., Zhang, Y. J., Xu, W. Q., Zhou, L. B., Cheng, X. L., Zheng, H. T., Ji, D. S., Li, J., Tang, X., Fu, P. Q., and Wang, Z. F.: Rapid formation and evolution of an extreme haze episode in Northern China during winter 2015, *Sci. Rep.*, 6, 27151, 10.1038/Srep27151, 2016.
- Tan, H. B., Yin, Y., Li, F., Liu, X. T., Chan, P. W., Deng, T., Deng, X. J., Wan, Q. L., and Wu, D.: Measurements of Particle Number Size Distributions and New Particle Formation Events during Winter in the Pearl River Delta Region, China, *Journal of Tropical Meteorology*, 22, 191-199, 10.16555/j.1006-8775.2016.02.009, 2016.
- Tao, J. C., Zhao, C. S., Ma, N., and Kuang, Y.: Consistency and applicability of parameterization schemes for the size-resolved aerosol activation ratio based on field measurements in the North China Plain, *Atmos. Environ.*, 173, 316-324, 10.1016/j.atmosenv.2017.11.021, 2018.
- Tao, Y., Ye, X. N., Jiang, S. Q., Yang, X., Chen, J. M., Xie, Y. Y., and Wang, R. Y.: Effects of amines on particle growth observed in new particle formation events, *J. Geophys. Res.- Atmos.*, 121, 324-335, 10.1002/2015JD024245, 2016.
- Tröstl, J., Chuang, W. K., Gordon, H., Heinritzi, M., Yan, C., Molteni, U., Ahlm, L., Frege, C., Bianchi, F., Wagner, R., Simon, M., Lehtipalo, K., Williamson, C., Craven, J. S., Duplissy, J., Adamov, A., Almeida, J., Bernhammer, A.-K., Breitenlechner, M., Brilke, S., Dias, A., Ehrhart, S., Flagan, R. C., Franchin, A., Fuchs, C., Guida, R., Gysel, M., Hansel, A., Hoyle, C. R., Jokinen, T., Junninen, H., Kangasluoma, J., Keskinen, H., Kim, J., Krapf, M., Kuerten, A., Laaksonen, A., Lawler, M., Leiminger, M., Mathot, S., Moehler, O., Nieminen, T., Onnela, A., Petäejae, T., Piel, F. M., Miettinen, P., Rissanen, M. P., Rondo, L., Sarnela, N., Schobesberger, S., Sengupta, K., Sipila, M., Smith, J. N., Steiner, G., Tome, A., Virtanen, A., Wagner, A. C., Weingartner, E., Wimmer, D., Winkler, P. M., Ye, P., Carslaw, K. S., Curtius, J., Dommen, J., Kirkby, J., Kulmala, M., Riipinen, I., Worsnop, D. R., Donahue, N. M., and Baltensperger, U.: The role of low-volatility organic compounds in initial particle growth in the atmosphere, *Nature*, 533, 527, 10.1038/nature18271, 2016.
- von Schneidmesser, E., Monks, P. S., and Plass-Duelmer, C.: Global comparison of VOC and CO observations in urban areas, *Atmos. Environ.*, 44, 5053-5064, 10.1016/j.atmosenv.2010.09.010, 2010.
- Vu, T. V., Delgado-Saborit, J. M., and Harrison, R. M.: Review: Particle number size distributions from seven major sources and implications for source apportionment studies, *Atmos. Environ.*, 122, 114-132, 10.1016/j.atmosenv.2015.09.027, 2015.
- Wang, D. W., Guo, H., Cheung, K., and Gan, F. X.: Observation of nucleation mode particle burst and new particle formation

- events at an urban site in Hong Kong, *Atmos. Environ.*, 99, 196-205, 10.1016/j.atmosenv.2014.09.074, 2014a.
- Wang, H. L., Zhu, B., Shen, L. J., An, J. L., Yin, Y., and Kang, H. Q.: Number size distribution of aerosols at Mt. Huang and Nanjing in the Yangtze River Delta, China: Effects of air masses and characteristics of new particle formation, *Atmospheric Research*, 150, 42-56, 10.1016/j.atmosres.2014.07.020, 2014b.
- 5 Wang, L., Wen, L., Xu, C., Chen, J., Wang, X., Yang, L., Wang, W., Yang, X., Sui, X., Yao, L., and Zhang, Q.: HONO and its potential source particulate nitrite at an urban site in North China during the cold season, *Sci. Total Environ.*, 538, 93-101, 10.1016/j.scitotenv.2015.08.032, 2015a.
- Wang, S. W., Zhang, Q., Martin, R. V., Philip, S., Liu, F., Li, M., Jiang, X. J., and He, K. B.: Satellite measurements oversee China's sulfur dioxide emission reductions from coal-fired power plants, *Environ. Res. Lett.*, 10, 9, 10.1088/1748-9326/10/11/114015, 2015b.
- 10 Wang, Y., Yao, L., Wang, L., Liu, Z., Ji, D., Tang, G., Zhang, J., Sun, Y., Hu, B., and Xin, J.: Mechanism for the formation of the January 2013 heavy haze pollution episode over central and eastern China, *Sci. China Earth Sci.*, 57, 14-25, 10.1007/s11430-013-4773-4, 2013a.
- Wang, Z., Wang, T., Guo, J., Gao, R., Xue, L. K., Zhang, J. M., Zhou, Y., Zhou, X. H., Zhang, Q. Z., and Wang, W. X.: Formation of secondary organic carbon and cloud impact on carbonaceous aerosols at Mount Tai, North China, *Atmos. Environ.*, 46, 516-527, 10.1016/j.atmosenv.2011.08.019, 2012.
- 15 Wang, Z. B., Hu, M., Yue, D. L., Zheng, J., Zhang, R. Y., Wiedensohler, A., Wu, Z. J., Nieminen, T., and Boy, M.: Evaluation on the role of sulfuric acid in the mechanisms of new particle formation for Beijing case, *Atmos. Chem. Phys.*, 11, 12663-12671, 10.5194/acp-11-12663-2011, 2011.
- 20 Wang, Z. B., Hu, M., Mogensen, D., Yue, D. L., Zheng, J., Zhang, R. Y., Liu, Y., Yuan, B., Li, X., Shao, M., Zhou, L., Wu, Z. J., Wiedensohler, A., and Boy, M.: The simulations of sulfuric acid concentration and new particle formation in an urban atmosphere in China, *Atmos. Chem. Phys.*, 13, 11157-11167, 10.5194/acp-13-11157-2013, 2013b.
- Wang, Z. B., Hu, M., Sun, J. Y., Wu, Z. J., Yue, D. L., Shen, X. J., Zhang, Y. M., Pei, X. Y., Cheng, Y. F., and Wiedensohler, A.: Characteristics of regional new particle formation in urban and regional background environments in the North China Plain, *Atmos. Chem. Phys.*, 13, 12495-12506, 10.5194/acp-13-12495-2013, 2013c.
- 25 Wang, Z. B., Hu, M., Wu, Z. J., Yue, D. L., He, L. Y., Huang, X. F., Liu, X. G., and Wiedensohler, A.: Long-term measurements of particle number size distributions and the relationships with air mass history and source apportionment in the summer of Beijing, *Atmos. Chem. Phys.*, 13, 10159-10170, 10.5194/acp-13-10159-2013, 2013d.
- Wang, Z. B., Hu, M., Yue, D. L., He, L. Y., Huang, X. F., Yang, Q., Zheng, J., Zhang, R. Y., and Zhang, Y. H.: New particle formation in the presence of a strong biomass burning episode at a downwind rural site in PRD, China, *Tellus Series B-Chemical and Physical Meteorology*, 65, 19965, 10.3402/Tellusb.V65i0.19965, 2013e.
- 30 Wang, Z. B., Hu, M., Pei, X. Y., Zhang, R. Y., Paasonen, P., Zheng, J., Yue, D. L., Wu, Z. J., Boy, M., and Wiedensohler, A.: Connection of organics to atmospheric new particle formation and growth at an urban site of Beijing, *Atmos. Environ.*, 103, 7-17, 10.1016/j.atmosenv.2014.11.069, 2015c.
- 35 Wang, Z. B., Wu, Z. J., Yue, D. L., Shang, D. J., Guo, S., Sun, J. Y., Ding, A. J., Wang, L., Jiang, J. K., Guo, H., Gao, J., Cheung, H. C., Morawska, L., Keywood, M., and Hu, M.: New particle formation in China: Current knowledge and further directions, *Sci. Total Environ.*, 577, 258-266, 10.1016/j.scitotenv.2016.10.177, 2017.
- Wei, W., Wang, S. X., Hao, J. M., and Cheng, S. Y.: Projection of anthropogenic volatile organic compounds (VOCs) emissions in China for the period 2010-2020, *Atmos. Environ.*, 45, 6863-6871, 10.1016/j.atmosenv.2011.01.013, 2011.
- 40 Welz, O., Savee, J. D., Osborn, D. L., Vasu, S. S., Percival, C. J., Shallcross, D. E., and Taatjes, C. A.: Direct Kinetic Measurements of Criegee Intermediate (CH_2OO) Formed by Reaction of CH_2I with O_2 , *Science*, 335, 204-207, 10.1126/science.1213229, 2012.
- Wen, L. A., Chen, J. M., Yang, L. X., Wang, X. F., Xu, C. H., Sui, X. A., Yao, L., Zhu, Y. H., Zhang, J. M., Zhu, T., and Wang, W. X.: Enhanced formation of fine particulate nitrate at a rural site on the North China Plain in summer: The important roles of ammonia and ozone, *Atmos. Environ.*, 101, 294-302, 10.1016/j.atmosenv.2014.11.037, 2015.
- 45 Wildt, J., Mentel, T. F., Kiendler-Scharr, A., Hoffmann, T., Andres, S., Ehn, M., Kleist, E., Musgen, P., Rohrer, F., Rudich, Y., Springer, M., Tillmann, R., and Wahner, A.: Suppression of new particle formation from monoterpene oxidation by NO_x ,

- Atmos. Chem. Phys., 14, 2789-2804, 10.5194/acp-14-2789-2014, 2014.
- Wu, R. R., Bo, Y., Li, J., Li, L. Y., Li, Y. Q., and Xie, S. D.: Method to establish the emission inventory of anthropogenic volatile organic compounds in China and its application in the period 2008-2012, Atmos. Environ., 127, 244-254, 10.1016/j.atmosenv.2015.12.015, 2016.
- 5 Wu, Z. J., Hu, M., Liu, S., Wehner, B., Bauer, S., Ssling, A. M., Wiedensohler, A., Petaja, T., Dal Maso, M., and Kulmala, M.: New particle formation in Beijing, China: Statistical analysis of a 1-year data set, J. Geophys. Res.- Atmos., 112, D09209, 10.1029/2006jd007406, 2007.
- Wu, Z. J., Hu, M., Yue, D. L., Wehner, B., and Wiedensohler, A.: Evolution of particle number size distribution in an urban atmosphere during episodes of heavy pollution and new particle formation, Science China-Earth Sciences, 54, 1772-1778, 10.1007/s11430-011-4227-9, 2011.
- 10 Xiao, S., Wang, M. Y., Yao, L., Kulmala, M., Zhou, B., Yang, X., Chen, J. M., Wang, D. F., Fu, Q. Y., Worsnop, D. R., and Wang, L.: Strong atmospheric new particle formation in winter in urban Shanghai, China, Atmos. Chem. Phys., 15, 1769-1781, 10.5194/acp-15-1769-2015, 2015.
- Xie, Y. N., Ding, A. J., Nie, W., Mao, H. T., Qi, X. M., Huang, X., Xu, Z., Kerminen, V. M., Petaja, T., Chi, X. G., Virkkula, A., Boy, M., Xue, L. K., Guo, J., Sun, J. N., Yang, X. Q., Kulmala, M., and Fu, C. B.: Enhanced sulfate formation by nitrogen dioxide: Implications from in situ observations at the SORPES station, J. Geophys. Res.- Atmos., 120, 12679-12694, 2015.
- 15 Yang, F., Tan, J., Zhao, Q., Du, Z., He, K., Ma, Y., Duan, F., Chen, G., and Zhao, Q.: Characteristics of PM_{2.5} speciation in representative megacities and across China, Atmos. Chem. Phys., 11, 5207-5219, 10.5194/acp-11-5207-2011, 2011.
- Yao, L., Wang, M. Y., Wang, X. K., Liu, Y. J., Chen, H. F., Zheng, J., Nie, W., Ding, A. J., Geng, F. H., Wang, D. F., Chen, J. M., Worsnop, D. R., and Wang, L.: Detection of atmospheric gaseous amines and amides by a high-resolution time-of-flight chemical ionization mass spectrometer with protonated ethanol reagent ions, Atmos. Chem. Phys., 16, 14527-14543, 10.5194/acp-16-14527-2016, 2016.
- 20 Yao, L., Garmash, O., Bianchi, F., Zheng, J., Yan, C., Kontkanen, J., Junninen, H., Mazon, S. B., Ehn, M., Paasonen, P., Sipilä, M., Wang, M., Wang, X., Xiao, S., Chen, H., Lu, Y., Zhang, B., Wang, D., Fu, Q., Geng, F., Li, L., Wang, H., Qiao, L., Yang, X., Chen, J., Kerminen, V.-M., Petäjä, T., Worsnop, D. R., Kulmala, M., and Wang, L.: Atmospheric new particle formation from sulfuric acid and amines in a Chinese megacity, Science, 361, 278-281, 10.1126/science.aao4839, 2018.
- Yao, X. H., Choi, M. Y., Lau, N. T., Lau, A. P. S., Chan, C. K., and Fang, M.: Growth and Shrinkage of New Particles in the Atmosphere in Hong Kong, Aerosol Sci. Technol., 44, 639-650, 10.1080/02786826.2010.482576, 2010.
- Ye, X. N., Ma, Z., Zhang, J. C., Du, H. H., Chen, J. M., Chen, H., Yang, X., Gao, W., and Geng, F. H.: Important role of ammonia on haze formation in Shanghai, Environ. Res. Lett., 6, 024019, 10.1088/1748-9326/6/2/024019, 2011.
- 30 Young, L. H., Lee, S. H., Kanawade, V. P., Hsiao, T. C., Lee, Y. L., Hwang, B. F., Liou, Y. J., Hsu, H. T., and Tsai, P. J.: New particle growth and shrinkage observed in subtropical environments, Atmos. Chem. Phys., 13, 547-564, 10.5194/acp-13-547-2013, 2013a.
- Young, L. H., Lee, S. H., Kanawade, V. P., Hsiao, T. C., Lee, Y. L., Hwang, B. F., Liou, Y. J., Hsu, H. T., and Tsai, P. J.: Atmospheric Observations of New Particle Growth and Shrinkage, Nucleation and Atmospheric Aerosols, 1527, 426-429, 10.1063/1.4803295, 2013b.
- 35 Yu, H., Zhou, L. Y., Dai, L., Shen, W. C., Dai, W., Zheng, J., Ma, Y., and Chen, M. D.: Nucleation and growth of sub-3nm particles in the polluted urban atmosphere of a megacity in China, Atmos. Chem. Phys., 16, 2641-2657, 10.5194/acp-16-2641-2016, 2016.
- 40 Yu, H., Ren, L., and Kanawade, V. P.: New Particle Formation and Growth Mechanisms in Highly Polluted Environments, Current Pollution Reports, 3, 245-253, 10.1007/s40726-017-0067-3, 2017.
- Yuan, Q., Yang, L. X., Dong, C., Yan, C., Meng, C. P., Sui, X., and Wang, W. X.: Particle physical characterisation in the Yellow River Delta of Eastern China: number size distribution and new particle formation, Air Quality Atmosphere and Health, 8, 441-452, 10.1007/s11869-014-0293-4, 2015.
- 45 Yue, D. L., Hu, M., Wu, Z. J., Wang, Z. B., Guo, S., Wehner, B., Nowak, A., Achtert, P., Wiedensohler, A., Jung, J., Kim, Y. J., and Liu, S.: Characteristics of aerosol size distributions and new particle formation in the summer in Beijing, J. Geophys. Res.- Atmos., 114, D00g12, 10.1029/2008jd010894, 2009.

- Yue, D. L., Hu, M., Zhang, R. Y., Wang, Z. B., Zheng, J., Wu, Z. J., Wiedensohler, A., He, L. Y., Huang, X. F., and Zhu, T.: The roles of sulfuric acid in new particle formation and growth in the mega-city of Beijing, *Atmos. Chem. Phys.*, 10, 4953-4960, 10.5194/acp-10-4953-2010, 2010.
- Yue, D. L., Hu, M., Wang, Z. B., Wen, M. T., Guo, S., Zhong, L. J., Wiedensohler, A., and Zhang, Y. H.: Comparison of particle number size distributions and new particle formation between the urban and rural sites in the PRD region, China, *Atmos. Environ.*, 76, 181-188, 10.1016/j.atmosenv.2012.11.018, 2013.
- Zhang, H., Li, H., Zhang, Q. Z., Zhang, Y. J., Zhang, W. Q., Wang, X. Z., Bi, F., Chai, F. H., Gao, J., Meng, L. S., Yang, T., Chen, Y. Z., Cheng, Q., and Xia, F. M.: Atmospheric Volatile Organic Compounds in a Typical Urban Area of Beijing: Pollution Characterization, Health Risk Assessment and Source Apportionment, *Atmosphere*, 8, 61, ARTN 61, 10.3390/atmos8030061, 2017a.
- Zhang, Q., Shen, Z. X., Cao, J. J., Zhang, R. J., Zhang, L. M., Huang, R. J., Zheng, C. J., Wang, L. Q., Liu, S. X., Xu, H. M., Zheng, C. L., and Liu, P. P.: Variations in PM_{2.5}, TSP, BC, and trace gases (NO₂, SO₂, and O₃) between haze and non-haze episodes in winter over Xi'an, China, *Atmos. Environ.*, 112, 64-71, 10.1016/j.atmosenv.2015.04.033, 2015a.
- Zhang, R., Wang, G., Guo, S., Zarnora, M. L., Ying, Q., Lin, Y., Wang, W., Hu, M., and Wang, Y.: Formation of Urban Fine Particulate Matter, *Chem. Rev.*, 115, 3803-3855, 10.1021/acs.chemrev.5b00067, 2015b.
- Zhang, X. H., Zhang, Y. M., Sun, J. Y., Zheng, X. J., Li, G., and Deng, Z. Q.: Characterization of particle number size distribution and new particle formation in an urban environment in Lanzhou, China, *J. Aerosol Sci*, 103, 53-66, 10.1016/j.jaerosci.2016.10.010, 2017b.
- Zhang, X. R., Yin, Y., Lin, Z. Y., Han, Y. X., Hao, J., Yuan, L., Chen, K., Chen, J. H., Kong, S. F., Shan, Y. P., Xiao, H., and Tan, W.: Observation of aerosol number size distribution and new particle formation at a mountainous site in Southeast China, *Sci. Total Environ.*, 575, 309-320, 10.1016/j.scitotenv.2016.09.212, 2017c.
- Zhang, Y.-L., and Cao, F.: Fine particulate matter (PM_{2.5}) in China at a city level, *Sci. Rep.*, 5, 10.1038/srep14884, 2015.
- Zhang, Y. M., Zhang, X. Y., Sun, J. Y., Lin, W. L., Gong, S. L., Shen, X. J., and Yang, S.: Characterization of new particle and secondary aerosol formation during summertime in Beijing, China, *Tellus Series B-Chemical and Physical Meteorology*, 63, 382-394, 10.1111/j.1600-0889.2011.00533.x, 2011.
- Zhao, P. S., Dong, F., He, D., Zhao, X. J., Zhang, X. L., Zhang, W. Z., Yao, Q., and Liu, H. Y.: Characteristics of concentrations and chemical compositions for PM_{2.5} in the region of Beijing, Tianjin, and Hebei, China, *Atmos. Chem. Phys.*, 13, 4631-4644, 10.5194/acp-13-4631-2013, 2013.
- Zheng, B., Zhang, Q., Zhang, Y., He, K. B., Wang, K., Zheng, G. J., Duan, F. K., Ma, Y. L., and Kimoto, T.: Heterogeneous chemistry: a mechanism missing in current models to explain secondary inorganic aerosol formation during the January 2013 haze episode in North China, *Atmos. Chem. Phys.*, 15, 2031-2049, 10.5194/acp-15-2031-2015, 2015a.
- Zheng, B., Tong, D., Li, M., Liu, F., Hong, C., Geng, G., Li, H., Li, X., Peng, L., Qi, J., Yan, L., Zhang, Y., Zhao, H., Zheng, Y., He, K., and Zhang, Q.: Trends in China's anthropogenic emissions since 2010 as the consequence of clean air actions, *Atmos. Chem. Phys.*, 18, 14095-14111, 10.5194/acp-18-14095-2018, 2018.
- Zheng, J., Hu, M., Zhang, R., Yue, D., Wang, Z., Guo, S., Li, X., Bohn, B., Shao, M., He, L., Huang, X., Wiedensohler, A., and Zhu, T.: Measurements of gaseous H₂SO₄ by AP-ID-CIMS during CAREBeijing 2008 Campaign, *Atmos. Chem. Phys.*, 11, 7755-7765, 10.5194/acp-11-7755-2011, 2011.
- Zheng, J., Ma, Y., Chen, M. D., Zhang, Q., Wang, L., Khalizov, A. F., Yao, L., Wang, Z., Wang, X., and Chen, L. X.: Measurement of atmospheric amines and ammonia using the high resolution time-of-flight chemical ionization mass spectrometry, *Atmos. Environ.*, 102, 249-259, 10.1016/j.atmosenv.2014.12.002, 2015b.
- Zhu, B., Wang, H. L., Shen, L. J., Kang, H. Q., and Yu, X. N.: Aerosol spectra and new particle formation observed in various seasons in Nanjing, *Advances in Atmospheric Sciences*, 30, 1632-1644, 10.1007/s00376-013-2202-4, 2013.
- Zhu, Y. J., Sabaliauskas, K., Liu, X. H., Meng, H., Gao, H. W., Jeong, C. H., Evans, G. J., and Yao, X. H.: Comparative analysis of new particle formation events in less and severely polluted urban atmosphere, *Atmos. Environ.*, 98, 655-664, 10.1016/j.atmosenv.2014.09.043, 2014.
- Zhu, Y. J., Yan, C. Q., Zhang, R. Y., Wang, Z. F., Zheng, M., Gao, H. W., Gao, Y., and Yao, X. H.: Simultaneous measurements of new particle formation at 1 s time resolution at a street site and a rooftop site, *Atmos. Chem. Phys.*, 17, 9469-9484,

10.5194/acp-17-9469-2017, 2017.

Zou, Y., Deng, X. J., Zhu, D., Gong, D. C., Wang, H., Li, F., Tan, H. B., Deng, T., Mai, B. R., Liu, X. T., and Wang, B. G.: Characteristics of 1 year of observational data of VOCs, NO_x and O₃ at a suburban site in Guangzhou, China, *Atmos. Chem. Phys.*, 15, 6625-6636, 10.5194/acp-15-6625-2015, 2015.

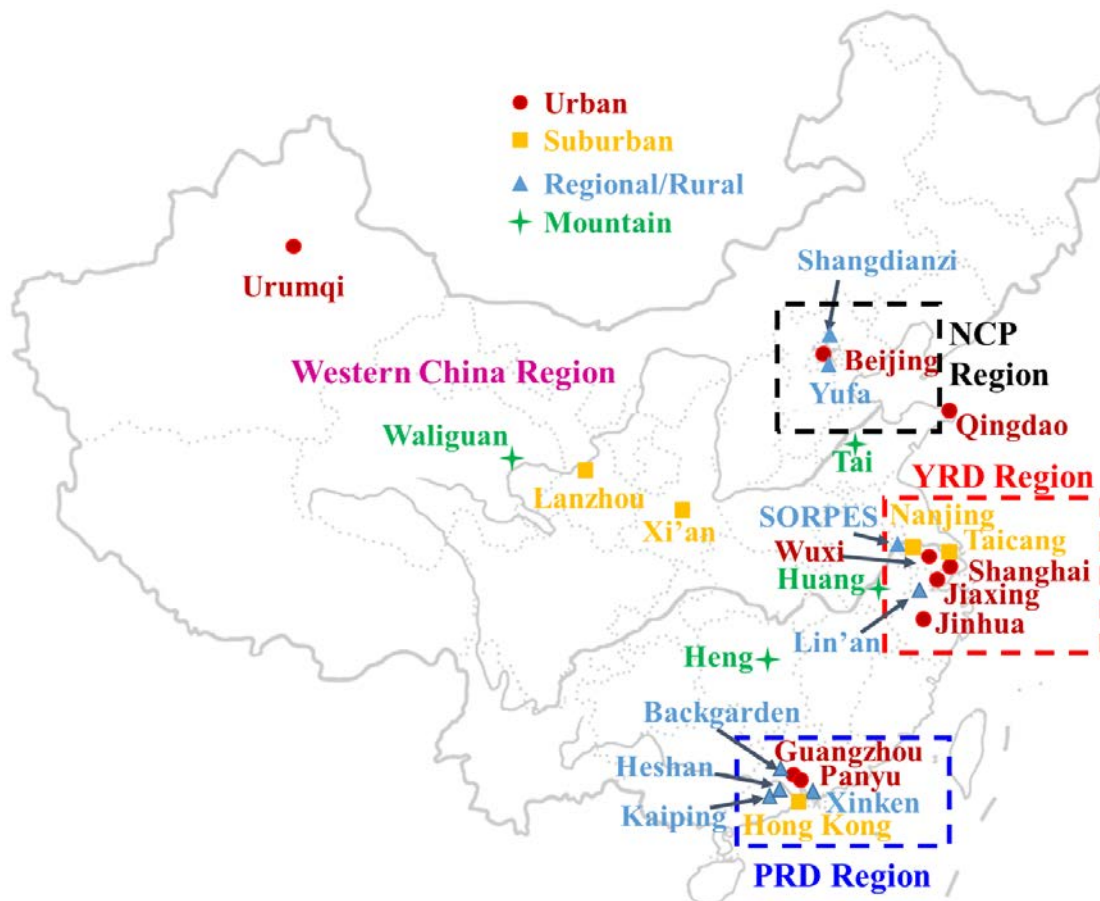


Figure 1: Map of observation sites involving NPF study in China. Most of these observations sites were classified into four regions in this study, i.e. North China Plain (NCP), Yangtze River Delta (YRD), Pearl River Delta (PRD), Western China region (Western).

5

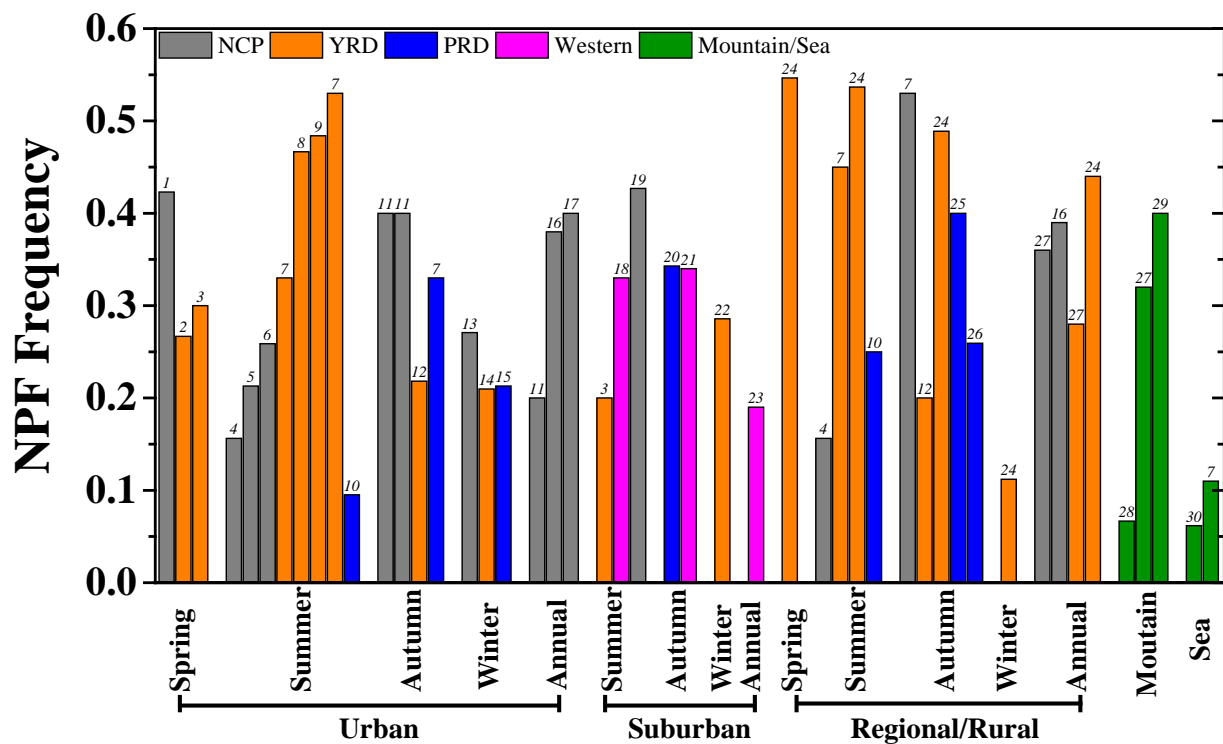
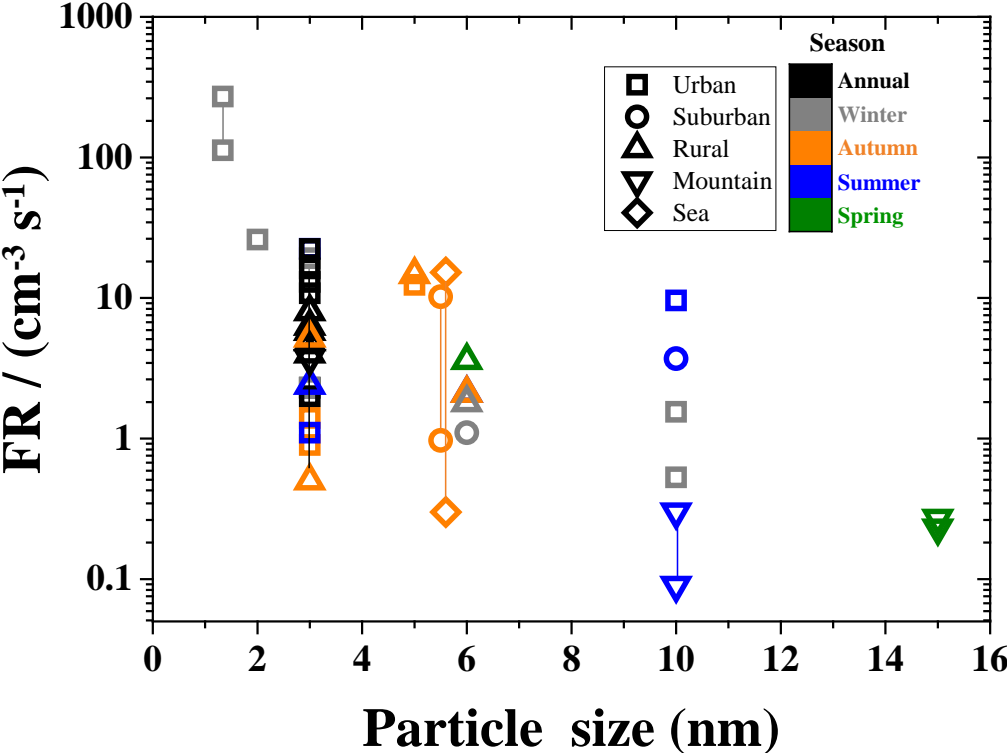


Figure 2: NPF frequency observed at different places in different seasons in China. The number on top of each column indicates the references of the data: 1(Cai et al., 2017); 2(Leng et al., 2014); 3(Zhu et al., 2013); 4(Yue et al., 2013).

et al., 2009); 5(Zhang et al., 2011); 6(Wang et al., 2011); 7(Peng et al., 2014); 8(Yu et al., 2016); 9(Shen et al., 2016a); 10(Yue et al., 2013), 11(Shen et al., 2016c); 12(Dai et al., 2017); 13(Jayarathne et al., 2017); 14(Xiao et al., 2015); 15(Tan et al., 2016); 16(Wang et al., 2013c); 17(Wu et al., 2007); 18(Gao et al., 2011); 19(Gao et al., 2012); 20(Guo et al., 2012); 21(Zhang et al., 2017b); 22(Herrmann et al., 2014); 23(Peng et al., 2017); 24(Qi et al., 2015); 25(Wang et al., 2013e); 26(Liu et al., 2008); 27(Shen et al., 2016b); 28(Zhang et al., 2017c); 29(Lv et al., 2018); 30(Liu et al., 2014).

5



10 Figure 3: New particle FR observed at different places in different seasons in China. The line between two data points indicates that a range of FR was reported in the literature. The data are collected in the references in Table 2.

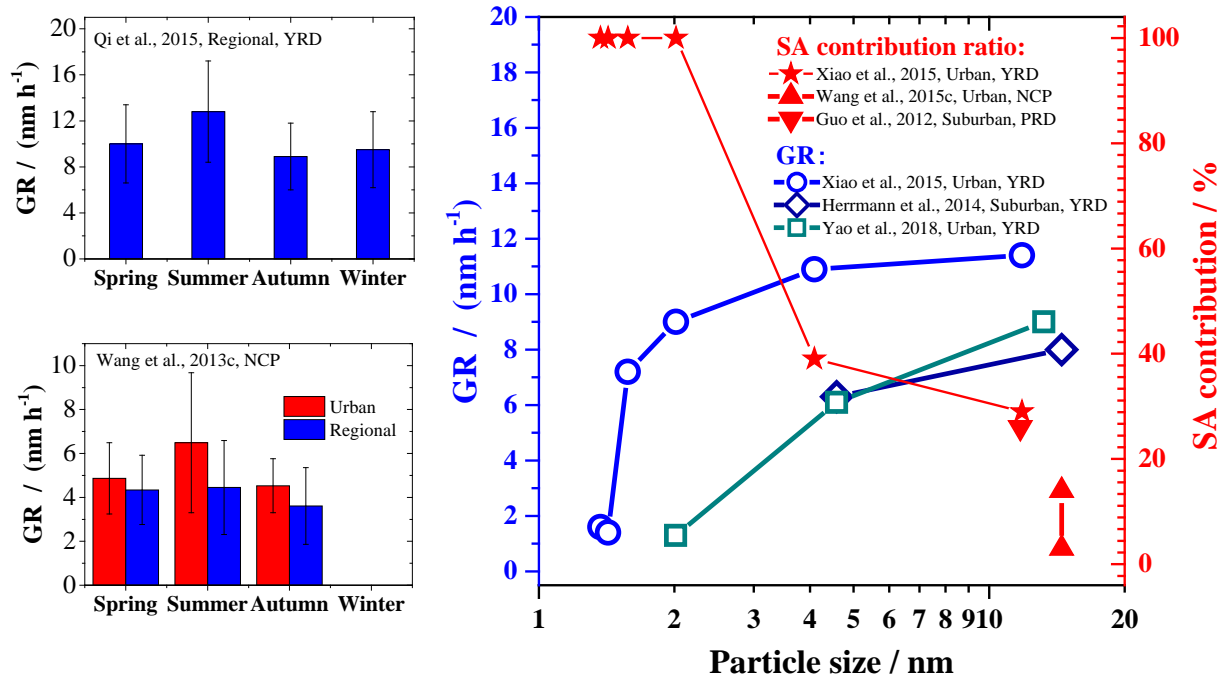


Figure 4: Particle GR observed in different seasons at a regional site in YRD (a) and an urban and a regional site in NCP (b) and some measurement results of GR and sulfuric acid (SA) contribution to the GR in different size ranges (c). The data are collected in the references indicated in the figure.

5

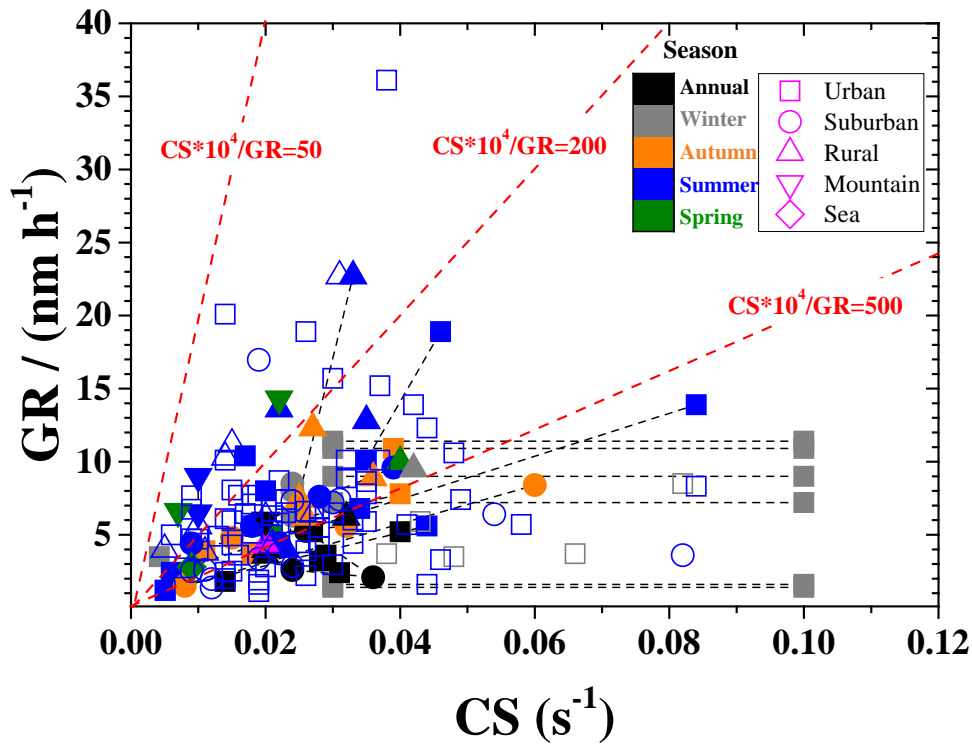


Figure 5: Particle GR as a function of CS in the NPF events in China. The solid points are average data for a certain observation period, while the open points are data for individual NPF days. The line between two data points indicates that a range of GR and/or CS was reported in the literature. The data are collected in the references in

Table 2.

10

Table 1: Parameters to characterize NPF events

Parameter	Description	Calculated from
FR	Formation rate of particles	Temporal variation of particle size distribution
GR	Growth rate	Temporal variation of particle size distribution
CS	Condensation sink	Particle size distribution
CoagS	Coagulation sink	Particle size distribution
C_{cv}	Condensation vapor concentration	GR
Q	Source rate of condensation vapors	CS and C _{cv}

Table 2: Characterization of NPF events in China

Observation time	Observation site	Region	Site type	Season	EP*	FR (cm ⁻³ s ⁻¹)	Size for FR (nm)	GR (nm h ⁻¹)	Size for GR (nm)	C _{cv} (10 ⁷ cm ⁻³)	Q (10 ⁶ cm ⁻³)	CS (s ⁻¹)	Measured size (nm)	Ref.	Comments
2014.7-12 2015.6-8	Taishan	NCP	Mountain	Summer Autumn	40%	7.10 (0.82- 25.04)	3	1.98 (0.58- 7.76)	3-20			0.014 (0.001-0.284)		(Lv et al., 2018)	
2015.8- 2015.9	Beijing	NCP	Urban	Annual				3.2(1.5-6.1)** 3.6(1.4-7.5)						(Du et al., 2017)	ground 260m
2015.10- 2016.1	Beijing	NCP	Urban	Winter	27%	26 (12-38)	2-3	3.5(0.5-9)	2-10			0.0042		(Jayaratne et al., 2017)	
2013.11- 2014.12	Xi'an	Western	Suburban	Annual	19%			5±1.9	2.8-10.7				10-487	(Peng et al., 2017)	
2018.4-7	Huang	YRD	Mountain	Summer	7%	0.09-0.3	10	2.90(1.42- 4.53)					10-10000	(Zhang et al., 2017c)	
2014.8-11	Lanzhou	Western	Suburban	Autumn	34%	1.71		6.1					14.6- 661.2	(Zhang et al., 2017b)	
2016.3-4	Beijing	NCP	Urban	Spring	42%	22-156***	1.5	1.2-3.3					1-	(Cai et al., 2017)	H ₂ SO ₄ measured
2015.9-11	Nanjing	YRD	Urban	Autumn	22%	>1000*** 2.5-27.2	1.3 5	>20 7.8	<3 10			0.04 0.04		(Dai et al., 2017)	
	YRD	YRD	Regional	Autumn	20%	8.0-24.1	5	6.2	10			0.026			
2014 Youth Olympic	Nanjing	YRD	Urban	Summer	47%	92-2500***	1.42	1.6-8.9	1.4-3				1.4-	(Yu et al., 2016)	
2011.11-12	Panyu, Guangzhou	PRD	Urban	Winter	21%	0.97	10-20	8.5			9.7	0.082	10-20000	(Tan et al., 2016)	
						0.82		5.9			3.5	0.043			
						1.55		3.7			1.9	0.038			
						0.53		3.5			2.3	0.048			
						0.57		3.7			3.4	0.066			
2008.8-9	Beijing	NCP	Urban	Autumn	40%	0.9	3-10	3.7	3-10			0.018		(Shen et al.,	

Observation time	Observation site	Region	Site type	Season	EP*	FR (cm ⁻³ s ⁻¹)	Size for FR (nm)	GR (nm h ⁻¹)	Size for GR (nm)	C _{ev} (10 ⁷ cm ⁻³)	Q (10 ⁶ cm ⁻³)	CS (s ⁻¹)	Measured size (nm)	Ref.	Comments
2010-2013				Annual	20%	2.3		5.2				0.04		2016c)	
2015.8-9				Autumn	40%	1.4		3.9				0.011			
2008.3–2013.12	Shangdianzi	NCP	Rural	Annual	36%	6.3(0.5-39.3)		3.6(0.7-13.4)				0.02			
2011.1–2011.12	Taishan	NCP	Mountain	Annual	32%	3.7(1-9.6)	3	6(1.1-15.4)				0.02	3-800	(Shen et al., 2016b)	
2013.1–2013.12	Lin an	YRD	Rural	Annual	28%	5.8(0.8-26.5)		6.2(1.8-21.3)				0.032			
2015.5	Jiaxing	YRD	Urban	Summer	48%	9.6(4-17)	10-20	6.8(2.2-15.7)		9.4(3.0-21.5)	3.3(0.5-7.7)	0.034(0.015-0.058)	10-10000	(Shen et al., 2016a)	
2008.7-9	Beijing	NCP	Urban	Summer									3-900	(Wang et al., 2015c)	H ₂ SO ₄ , VOCs measured
2013.11-2014.1	Shanghai	YRD	Urban	Winter	21%	112.4-271	1.34	1.6±1	1.35-1.39	2.3-6.4					
						2.3-19.2	3	1.4±2.2	1.39-1.46						
								7.2±7.1	1.46-1.7			0.03-0.1	1.35-615	(Xiao et al., 2015)	
								9±11.4	1.7-2.39						
								10.9±9.8	2.39-7						
								11.4±9.7	7-20						
2011-2013	YRD	YRD	Regional	Annual	44%							0.038-0.053			
				Spring	55%	3.6		10				0.04-0.055			
				Summer	54%	2.1	6	12.8	6-30			0.035-0.05	6-800	(Qi et al., 2015)	
				Autumn	49%	2.1		8.9				0.036-0.051			
				Winter	11%	1.8		9.5				0.042-0.058			
2011	Yellow River Delta	NCP		Annual	22%	6.6		5.3						(Yuan et al., 2015)	

Observation time	Observation site	Region	Site type	Season	EP*	FR (cm ⁻³ s ⁻¹)	Size for FR (nm)	GR (nm h ⁻¹)	Size for GR (nm)	C _{cv} (10 ⁷ cm ⁻³)	Q (10 ⁶ cm ⁻³)	CS (s ⁻¹)	Measured size (nm)	Ref.	Comments
2012.7-8	Nanjing	YRD	Suburban	Summer		3.7(1.6-6.7)	10	7.6(5.6-9.6)	10-20	10.5(7.7-13.2)	2.9(1.9-4.7)	0.028(0.018-0.039)		(An et al., 2015)	
2010.7-8	Wuxi	YRD	Urban	Summer	53%			10.4(6.2-13.3)				0.017(0.009-0.029)			
2010.4-6	Shanghai	YRD	Urban	Summer	33%			8(4.2-12)				0.02(0.01-0.033)			
2010.11	Guangzhou	PRD	Urban	Autumn	33%			10.9(7.3-18.1)				0.039(0.026-0.056)			
2008.5-6	Urumchi	Western	Urban	Spring	86%							0.016(0.01-0.026)			
2010.6 -7	Jiaxing	YRD	Regional	Summer	45%			13.6(7.9-19.6)				0.022(0.011-0.041)			
2007.10	Yufa	NCP	Regional	Autumn	53%			12.3(8.6-21)				0.027(0.005-0.053)		(Peng et al., 2014)	
2008.10-11	Kaiping	PRD	Regional	Autumn	40%			7.4(3.2-13.5)				0.025(0.003-0.086)			
2009.10-12	BG	PRD	Sea	Autumn	15%			4.5(3.2-7.5)				0.014(0.01-0.018)			
2011.3-4	Changdao	NCP	Sea	Spring	19%			5.7(4.5-6.8)				0.02(0.019-0.021)			
2011.10-11	Wenling	YRD	Sea	Autumn	10%			7.5				0.026			
2011.3-4	China sea		Sea	Spring	11%			2.8(1.6-3.9)				0.009(0.008-0.011)			
2011.10-11, 2012.11	Marginal seas		Sea	Autumn	6%	0.3-15.2	5.6-30				1.6(1.1-2.2)			(Liu et al., 2014)	
2010.5	Qingdao	NCP	Coastal city	Summer	41%	13.3		6.2						(Zhu et al., 2014)	
2011.8-9	Huangshan	YRD	Mountain	Summer		0.25-0.67	10-20	6.5-9.0	10-20			0.01		(Wang et al., 2014b)	
2011.10-11	Nanjing	YRD	Suburban	Autumn		0.83-1.67		4.8-5.6				0.015-0.032			
2011.11-2012.3	Nanjing	YRD	Suburban	Winter	29%	1.1	6	8.50 6.3 8	6-30 3-7 7-30		3.8	0.024	0.8-800	(Herrmann et al., 2014)	
2012.4	Shanghai	YRD	Urban	Spring	27%	0.40		4.91				0.021	10-800	(Leng et al., 2014)	
2009.4	Mountain in Hunan		Mountain	Spring Spring		0.27 0.23	15	14.3 6.6	30-50		2.8 1.4	0.007 0.022	10-10000	(Nie et al., 2014)	dust non-dust

Observation time	Observation site	Region	Site type	Season	EP*	FR (cm ⁻³ s ⁻¹)	Size for FR (nm)	GR (nm h ⁻¹)	Size for GR (nm)	C _{ev} (10 ⁷ cm ⁻³)	Q (10 ⁶ cm ⁻³)	CS (s ⁻¹)	Measured size (nm)	Ref.	Comments
2006.7	BG	PRD	Rural	Summer	25%	2.4-4	3-25	4-22.7		5-31	1.3-11	0.023-0.033	15-10000	(Yue et al., 2013)	
	Guangzhou	PRD	Urban	Summer	10%	NA		10.1-18.9		14-26	7.7-9.1	0.035-0.046	3-10000		
2008.10-11	Kaiping	PRD	Rural	Autumn	40%			7.4		1.3		0.025		(Wang et al., 2013e)	
								3.2-135.5		(H ₂ SO ₄)		0.03-0.086			
2008.3-11	Beijing	NCP	Urban	Annual	38%	10.8(2.2-34.5)		5.2		9.3	2.1	0.027		(Wang et al., 2013c)	
	Shangdianzi	NCP	Regional	Annual	39%	4.9(0.4-24.5)		4		7.1	1.2	0.02			
2010.10-11	HK	PRD	Suburban	Autumn	34%	0.97-10.2	5.5	1.5-8.4		0.8-1.2 (H ₂ SO ₄)		0.008-0.06	5.5-350	(Guo et al., 2012)	
2010 summer	Nanjing	YRD	Suburban	Summer	20%									(Zhu et al., 2013)	
2009 autumn			Urban/Suburban	Autumn	3%										
2011 spring			Urban	Spring	30%										
2008	Beijing	NCP	Suburban	Summer	43%			3.2(1.2-8)		4.4	1.2		10-1000	(Gao et al., 2012)	
2006.6-7	Lanzhou	Western	Suburban	Summer	33%	1.8-3.4	10-20	4.4(1.3-16.9)		6.1	1.1	0.009-0.022	10-10000	(Gao et al., 2011)	
2008.10-2009.2	Shanghai	YRD	Urban	Winter	5%	0.2-0.5	10-20	3.3-5.5					10-10000	(Du et al., 2012)	
2004-2006	Beijing	NCP	Urban	Annual				0.4		0.6 (H ₂ SO ₄)		0.01	3-10000	(Wu et al., 2011)	

Observation time	Observation site	Region	Site type	Season	EP*	FR (cm ⁻³ s ⁻¹)	Size for FR (nm)	GR (nm h ⁻¹)	Size for GR (nm)	C _{ev} (10 ⁷ cm ⁻³)	Q (10 ⁶ cm ⁻³)	CS (s ⁻¹)	Measured size (nm)	Ref.	Comments
2008.7-9	Beijing	NCP	Urban	Summer	26%							0.022	3-900	(Wang et al., 2011)	H ₂ SO ₄ measured
2008.3-2009.8	Shangdianzi	NCP	Rural	Annual	36%	8(0.7-72.7)		4.3(0.3-14.5)				0.02	3-10000	(Shen et al., 2011)	
2008.6-9	Beijing	NCP	Urban	Summer	21%			2.43-13.9				0.006-0.084	12-550	(Zhang et al., 2011)	
2008	Beijing	NCP	Urban	Summer	10-70%	2-13		3-11					3-900	(Yue et al., 2010)	
2003-2004	HK	PRD	Coastal/Suburban	Annual		3.6(2.3-11.5)		2-11.8					3.2-106	(Yao et al., 2010)	
2006	Beijing	NCP	Urban	Summer	16%	1.1-22.4		1.2-5.6		1.5-17	0.1-8.8	0.0051-0.044	3-10000	(Yue et al., 2009)	
	Yufa	NCP	Rural	Summer	16%										
2005.5-6	Taicang, YRD	YRD	Suburban	Summer				6.4(3.6-7.4)					10-1000	(Gao et al., 2009)	
2004	Xinken	PRD	Rural	Autumn	26%	0.5-5.2		2.2-19.8					3-10000	(Liu et al., 2008)	
2005-2006	China Sea		Sea	Annual				3.4					15-10000	(Lin et al., 2007)	
								3.5							
2004-2005	Beijing	NCP	Urban	Annual	40%	3.3-81.4		0.1-11.2					3-10000	(Wu et al., 2007)	clean pollution
						22.3		1.8		2.5	0.59	0.014			
						16.2		2.4		6	2.4	0.031			

*EP: events percentage (frequency).

**The average value and the range of the reported data in the parenthesis.

***These formation rates are the maximum FR during the NPF event.