

Influence of photochemical aging on light absorption of atmospheric black carbon and aerosol single scattering albedo

Xuezhe Xu^{1,2}, Weixiong Zhao¹, Xiaodong Qian^{1,2}, Shuo Wang^{1,2}, Bo Fang¹, Qilei Zhang^{1,2}, Weijun Zhang^{1,2,3}, Dean S. Venables⁴, Weidong Chen⁵, Yong Huang^{6,7}, Xueliang Deng^{6,7}, Biwen Wu^{6,7}, Xinfeng Lin^{7,8}, Sen Zhao^{7,8}, Yingxiang Tong^{7,8}

¹Laboratory of Atmospheric Physico-Chemistry, Anhui Institute of Optics and Fine Mechanics, Chinese Academy of Sciences, Hefei, 230031, Anhui, China

²Graduate School, University of Science and Technology of China, Hefei, 230026, Anhui, China

³School of Environmental Science and Optoelectronic Technology, University of Science and Technology of China, Hefei, 230026, Anhui, China

⁴School of Chemistry and Environmental Research Institute, University College Cork, Cork, Ireland

⁵Laboratoire de Physicochimie de l'Atmosphère, Université du Littoral Côte d'Opale, 59140 Dunkerque, France

⁶Anhui Institute of Meteorological Science, Hefei, 230031, Anhui, China

⁷Shouxian National Climatology Observatory, Shouxian, 232200, Anhui, China

⁸Anhui Shouxian Meteorological Bureau, Shouxian, 232200, Anhui, China

Correspondence to: Weixiong Zhao (wxzhao@aiofm.ac.cn) and Weijun Zhang (wjzhang@aiofm.ac.cn)

Abstract. Coating enhancement of black carbon (BC) light absorption (E_{abs}) is a large uncertainty in modelling direct radiative forcing (DRF) by BC. Reported E_{abs} values after atmospheric aging vary widely and the mechanisms responsible for enhancing BC absorption remain elusive. Here, we report on the direct field measurement of size-resolved mixing state, E_{abs} and aerosol single scattering albedo (SSA) at $\lambda = 532$ nm at a rural site in East China from June to July 2016. Strong diurnal variability of E_{abs} , SSA, and O_x ($O_x = \text{NO}_2 + \text{O}_3$, a proxy for atmospheric photochemical aging) was observed. A three-stage absorption enhancement process for collapsed BC with photochemical aging was suggested. For O_x below 35 ppbv, E_{abs} increased slowly with O_x mixing ratio and ranged from 2.0 to 2.2 (with a growth rate of ~ 0.03 ppbv⁻¹). E_{abs} was stable ($E_{\text{abs}} = 2.26 \pm 0.06$) between 35 to 50 ppbv O_x . Thirdly, for O_x levels above 50 ppbv, E_{abs} grew rapidly from 2.3 to 2.8 (at a growth rate of ~ 0.18 ppbv⁻¹). A method that combined E_{abs} and SSA was developed to retrieve the fraction contribution of BC absorption (f_{BC}), lensing driven enhancement (f_{Lens}), as well as the fractional contribution of coating absorption (fraction absorption contribution (f_{Shell}), the coated shell diameter (D_{Shell}) and the imaginary part of the complex

refractive index (CRI) of the shell (k_{shell}). Parameterization of E_{abs} and SSA captures much of the influence of BC coating and the particle absorption. In our measurements at this site, the absorption amplification depended mainly on the coating thickness and the absorption of coating materials. The lensing driven enhancement was reduced by light absorption of the shell. Our observations highlight the crucial role of photochemical processes in modifying the absorption of BC-containing particles. One implication of these findings is that the contribution of light-absorbing organic compounds (Brown carbon, BrC) at longer aging time should be included in climate models.

1 Introduction

Black carbon (BC) is the most efficient light absorbing component of atmospheric aerosols (Jacobson, 2001; Moffet and Prather, 2009; Cappa et al., 2012) and plays an important role in the global climate system (Ramanathan and Carmichael, 2008; Bond et al., 2013). However, accurately constraining the direct radiative forcing (DRF) of BC is a challenge owing to the discrepancy between observed and modeled estimates of BC light absorption (Gustafsson and Ramanathan, 2016). For example, a recent study has shown that the improved model estimated DRF of BC ($+0.21 \text{ Wm}^{-1}$) by including BC absorption enhancement and separately treat the aging and physical properties of fossil-fuel and biomass-burning BC was about 3 times lower than the values reported in the Intergovernmental Panel on Climate Change (IPCC) 5th assessment report ($+0.6 \text{ Wm}^{-2}$), which suggested an overestimation of BC lifetime and an incorrect absorption attribution of light-absorbing organic compounds (Brown carbon, BrC) (X. Wang et al., 2014).

BC particles are produced from incomplete combustion of fossil fuels, biofuels and residual biomass (Novakov et al., 2003; Bond et al., 2004; Bond et al., 2007). Freshly emitted BC is mainly externally mixed and occurs in fractal-like agglomerates. Atmospheric BC particles undergo several aging processes, including coagulation with other particles, condensation of vapors onto surfaces, and chemical oxidation (Slowik et al., 2004; Zhang et al., 2008; Petzold et al., 2013). Individual BC particles become coated (i.e., internally mixed) with sulfate, ammonium, organics, nitrate and water (Bond and Bergstrom, 2006; Cheng et al., 2006; Schwarz et al., 2008; Ervens et al., 2010; Zaveri et al., 2010). Aging processes dramatically change the morphology, hygroscopicity, and mixing state of BC-

containing particles, thereby altering their optical properties and the magnitude of their contribution to climate forcing (Jacobson, 2001; Bond et al., 2006; Schwarz et al., 2008; Zhang et al., 2008).

The light absorption enhancement of BC particles caused by coating is quantified by E_{abs} , the ratio of the absorption coefficients of coated and bare BC. E_{abs} introduces a large uncertainty in the DRF of BC, which is the second most important contributor to global warming (Jacobson 2001; Liu et al., 2015). Current models simply adopt a constant enhancement value (~ 1.5 or 2) for the calculation of DRF of BC (Cappa et al., 2012; Bond et al., 2013; X. Wang et al., 2014). In contrast, reported E_{abs} values vary widely (Peng et al., 2016; Liu et al., 2017). Field measurements along the California coast and ground site in Sacramento (California) (Cappa et al., 2012), Shenzhen (South China) (Lan et al., 2013), the Nagoya urban area (Japan) (Nakayama et al., 2014), and urban Los Angeles (USA) (Krasowsky et al. 2016) found negligible absorption enhancement ($E_{\text{abs}} < 1.1$) and weak dependence on the extent of photochemical aging (estimated from the value of $-\log([\text{NO}_x]/[\text{NO}_y])$, where $\text{NO}_x = \text{NO} + \text{NO}_2$ and NO_y includes the sum of NO_x and its oxidation products (Deolal et al., 2012)). Biomass burning measurements showed an absorption enhancement of 1.7 at $\lambda = 532$ nm (Lack et al., 2012). Recent observations in Chinese cities (Peng et al., 2016; X. Cui et al., 2016; Xu et al., 2016; Chen et al., 2017; Cheng et al., 2017; Q. Wang et al., 2017) provide evidence for a higher E_{abs} in polluted conditions, with values ranging from 2 to 3 . The mechanisms responsible for enhancing BC absorption remain elusive due to the complexity of the aging process and its varied sources. More studies in receptor locations with longer BC aging time are required to better constrain E_{abs} (Gustafsson and Ramanathan, 2016; Boucher et al., 2016).

In this work, the influence of photochemical aging on BC mixing state, E_{abs} and aerosol single scattering albedo (SSA, ω , defined as the ratio of scattering to extinction coefficient) at a rural site in East China during the summer was studied by using a volatility Tandem Differential Mobility Analyzer (VTDMA) and a thermal denuder (TD) approach combined with a cavity enhanced albedometer operating at $\lambda = 532$ nm. In summer, O_x ($\text{O}_x = \text{O}_3 + \text{NO}_2$) exhibits good correlation with secondary pollutants (Zhou et al., 2014; Cevik et al., 2016; Ji et al., 2016). The concentration of O_x was used as a proxy for atmospheric photochemical aging (Hallquist et al., 2016; Q. Wang et al., 2017) in this work. We find that photochemical aging results in the growth of particle coating and higher fractions of

internally mixed BC particles. A three-stage absorption enhancement process for collapsed BC with photochemical aging was proposed. The modeling and parameterization of E_{abs} and SSA capture the variability of BC coating amount and the particle absorption, and provide a plausible new method to better constrain the contribution of BC to the DRF.

5 **2 Experimental**

2.1 The field site

Measurements were performed at Shouxian National Climatological Observatory (32°25'47.8"N, 116°47'38.4"E) in Anhui Province from 16 June to 23 July 2016. Shouxian County is located in China's north-south climate transition zone and is affected by the East-Asian monsoon. The new observatory is
10 situated about 15 km south of the previous, historically important observation site (Fan et al., 2010; Li et al., 2011; Deng et al., 2012); it is a rural background site surrounded by basic farmland protection areas and has no significant industrial pollution sources or tall buildings nearby.

Instruments were installed in a temperature-controlled room with two sample inlets about 1 m above the roof (Fig. S1 in the supplement). Each inlet consisted of one PM_{2.5} cyclone (BGISCC2.654)
15 with a 50% cut point at 2.5 μm , and was firstly dried below 40% relative humidity (RH) using a diffusion drier. The sampling rates at both inlets were controlled with mass flow controllers (MFC) and set at 10 L min⁻¹. One of the inlets was used for the volatility measurements; the other inlet stream was used for the optical measurements. Trace gas pollutants such as CO, NO_x, SO₂, and O₃ were respectively measured by Thermo 48i, 42i, 43i, and 49i analyzer.

20 **2.2 Volatility measurement**

Size-resolved mixing state of BC was measured with a home-build VTDMA. The VTDMA was structurally similar to other systems described in the literature (Cheng et al., 2009; Wehner et al., 2009; Cheng et al., 2012; Cheung et al., 2016) and comprised: (1) an electrostatic classifier (DMA, TSI 3080) for the initial selection of mono-disperse particles; (2) a custom-built stainless steel heating tube (inner
25 diameter of 0.77 cm, 80 cm long, and heated to 300 \pm 5 °C) for removing nonrefractory particulate matter; and (3) a scanning mobility particle sizer (SMPS, TSI 3936) comprising a DMA (TSI 3080) and

a condensation particle counter (CPC, TSI 3776) for measuring the size distribution of the heated sample in the range of 15 to 661 nm. Diffusion losses and the effect of multicharged particles were corrected by the instrument software. The residence time of the sample in the heating tube was about 1.2 s and is comparable with other VTDMA systems (0.3 - 1 s) (Brooks et al., 2002; Philippin et al., 2004; Villani et al., 2007).

2.3 Optical measurement

The optical properties of dry PM_{2.5} particles were measured with a cavity-enhanced albedometer operating at $\lambda = 532$ nm (Zhao et al., 2014; Xu et al., 2016). The albedometer combined broad-band cavity enhanced spectroscopy (BBCES) with an integrating sphere (IS) for direct, in situ, and simultaneous measurement of extinction (b_{ext}) and scattering (b_{scat}) coefficients, thus allowing calculation of the absorption (b_{abs}) coefficient and SSA. Compared with our previously reported 470 nm system (Zhao et al., 2014; Xu et al., 2016), the new 532 nm albedometer was modified by inserting a quartz tube within the IS to prevent the degradation of the IS reflectivity and to reduce the sample's residence time (Dial et al., 2010; Onasch et al., 2015). The sample volume of the albedometer was about 0.3 L and the flow rate was 1.5 L min⁻¹ at atmospheric pressure.

The details of the evaluation of the instrument have been described in our previously published paper (Zhao et al., 2014; Xu et al., 2016; Fang et al., 2017). Detection limits of each parameter were determined by using an Allan variance analysis. With a 30 s integration time (an average of 300 individual spectra, each of 100 ms exposure time), the detection limits under ambient aerosol loading condition for the scattering and extinction measurements were better than 0.15 and 0.12 Mm⁻¹, respectively. The accuracy of the instrument was evaluated with laboratory-generated, NIST traceable monodispersed polystyrene latex (PSL) spheres. During field observations, the optical system was calibrated with N₂, CO₂, and PSL every two weeks.

The total uncertainties (summed in quadrature of each error source) in extinction, scattering, absorption coefficients, and SSA measurements were estimated to be less than 4%, 3%, 5%, and 4%, respectively. Uncertainty in extinction mainly arose from the uncertainties in mirror reflectivity ($1 - R$, ~ 1%), the ratio of cavity length to the cell length containing the air sample when the cavity mirrors

were purged (R_L , $\sim 3\%$), and particle losses in the cavity ($\sim 2\%$). Uncertainty in the scattering measurement was mainly caused by uncertainties in the experimentally determined scattering calibration coefficient (K' , $\sim 2\%$), particle losses in the cavity ($\sim 2\%$), and the truncated fraction of total scattering (Since most particles in the observation were smaller than $1\ \mu\text{m}$, the uncertainty associated with truncation angle was $< 1\%$, as discussed in Sect. S2 in the supplement). Since measurements of the extinction and scattering coefficients were of the identical sample, particle losses do not affect the SSA measurement (Zhao et al., 2014; Xu et al., 2016).

The sampled ambient air was divided into two channels: the first channel was directly pumped into the albedometer to measure the ambient absorption coefficient ($b_{\text{abs,ambient}}$); another channel was installed with a TD (Dekati Ltd., Finland) operating at $300\ \text{°C}$ to evaporate semi-volatile particulate components for measuring the absorption coefficient of rBC ($b_{\text{abs,TD}}$) (Olson et al., 2015). These two channels were switched automatically every 5 min with an electric ball valve. The flow rate of the TD was $10\ \text{L min}^{-1}$. Particle losses inside the TD are detailed discussed in Sect. S3 in the supplement, which are generally caused by diffusional and thermophoretic processes (Wehner et al., 2002; Fierz et al., 2007). The optical loss of the TD of ambient aerosol was estimated to be $\sim 32\ \%$. The measured $b_{\text{abs,TD}}$ was corrected with the particle losses for further calculation of the absorption enhancement ($E_{\text{abs}} = b_{\text{abs,ambient}}/b_{\text{abs,TD}}$). The total uncertainty in E_{abs} measurement was about 9% (mainly contributed by uncertainties in the measurement of $b_{\text{abs, ambient}}$ (5%), $b_{\text{abs, TD}}$ (5%), and particle losses inside TD (6%)).

3 Results and discussion

The concentrations of $\text{PM}_{1.0}$, $\text{PM}_{2.5}$ and trace pollutants (CO , NO_2 and O_3) measured at the station over the measurement period are shown in Fig. 1. For assessing the effect of photochemical oxidation on the aerosol optical properties, the time series of the O_x concentration is also shown in the figure. The corresponding meteorological conditions are shown in the supplement Fig. S8. The average ambient temperature (T), relative humidity (RH), and wind direction (WD) were $26.0 \pm 3.3\ \text{°C}$, $90 \pm 11\ \%$, $2.0 \pm 1.1\ \text{m s}^{-1}$, respectively. The prevailing winds were southerly. Generally, the low wind speed favored accumulation of pollutants, and the RH was also quite high. The average concentrations of $\text{PM}_{2.5}$ and $\text{PM}_{1.0}$ were 28 ± 14 and $25 \pm 13\ \mu\text{g m}^{-3}$, respectively. The 48 h backward trajectories ending at 500 m

above ground level at the Shouxian site are shown in Fig. S9. The trajectories were aggregated into 5 groups after taking into account the wind direction, speed, and the geometric distance between individual trajectories (S. Wang et al., 2017). The air masses in clusters 1, 3, 4 and 5 originated from long range transport with high speeds for over 40 h. Air masses in cluster 2 originated from the vicinity of Anhui province and moved slowly. The long aging time and residence time of the air masses led to well-aged particles before arriving at the observation site. All air masses were at relatively low altitudes (< 1500 m) and remained within the boundary layer over this two day period.

3.1 Size-resolved mixing state of BC

Following the approach of Philippin et al. (2004), Cheng et al. (2009), and Wehner et al. (2009), most compounds were assumed to be volatilized at 300 °C and the residual nonvolatile particles were regarded as refractory BC (rBC). An example of the measured size distribution is shown in Fig. 2. The heated size distribution was divided into three size ranges – “high-volatility” (HV), “medium-volatility” (MV), and “low-volatility” (LV) – to calculate the number fraction of internally mixed BC particles:

$$F_{\text{in}} = N_{\text{MV}} / (N_{\text{MV}} + N_{\text{LV}}), \quad (1)$$

where N_{MV} is the number concentration of MV particles and is considered as internally mixed BC. N_{LV} is the number concentration of LV and is considered as externally mixed BC (Cheng et al., 2009; Wehner et al., 2009; Cheng et al., 2012; Cheung et al., 2016).

To assess the influence of atmospheric photochemical aging on the mixing state of BC, scatter plots of F_{in} at different diameters and O_x concentrations are shown in Fig. 3. Data points are color-coded with respect to the concentrations of CO, which is related to primary BC emission. In this work, low F_{in} values tended to appear at high CO concentrations, consistent with freshly emitted BC. A positive correlation between F_{in} and O_x was observed for particle diameters of 150, 200, and 250 nm, respectively. The corresponding oxidation rates of F_{in} were 0.08% ppb⁻¹, 0.12% ppb⁻¹, and 0.19% ppb⁻¹, respectively. Particles of these sizes have greater internal mixing and may be more susceptible to photochemical oxidation processes. Very recently, Q. Wang et al. (2017) reported a similar correlation between the number fraction of thickly-coated rBC (F_{rBC} , the mixing state of individual rBC was measured with single particle soot photometer, SP2) and O_x concentration in highly polluted megacities.

The reported oxidation rates of F_{rBC} were 0.58% ppb^{-1} for Beijing and 0.84% ppb^{-1} for Xi'an, respectively. Photochemical aging resulted in higher amounts of internally mixed BC and a larger fraction of thickly-coated BC under more oxidizing conditions.

3.2 Temporal and diurnal variations of optical properties

5 Time series of the measured optical properties are shown in Fig. 4 and include the extinction (b_{ext}), scattering (b_{scat}), and absorption (b_{abs}) coefficients, the SSA for ambient particles (b_{ambient}) and for particles passed through TD (b_{TD}), and the corresponding E_{abs} . The mean (and standard deviation) of $b_{\text{ext, ambient}}$, $b_{\text{scat, ambient}}$, $b_{\text{ext, TD}}$, $b_{\text{scat, TD}}$ were 92 ± 64 , 81 ± 55 , 12 ± 7 , and $6.5 \pm 4.1 \text{ Mm}^{-1}$, respectively. The scattering fraction remaining ($b_{\text{scat, TD}}/b_{\text{scat, ambient}}$) was about 0.09 ± 0.05 and indicated that most of the
10 coating species evaporated in the TD at 300 °C. Our value is comparable to the value (0.08 ± 0.02) reported by Nakayama et al. (2014). The change in the morphology during heating was negligible.

The observed diurnal variation of optical parameters ($b_{\text{ext, ambient}}$, $b_{\text{scat, ambient}}$, ω_{ambient} , $b_{\text{abs, ambient}}$, $b_{\text{ext, TD}}$, $b_{\text{scat, TD}}$, $b_{\text{abs, TD}}$, ω_{TD} , E_{abs}), mass concentrations of $\text{PM}_{2.5}$, as well as the mixing ratio of CO and the photochemical oxidant (O_x) are shown in Fig. 5. Broadly similar diurnal patterns were observed for the
15 extensive optical properties ($b_{\text{ext, ambient}}$, $b_{\text{scat, ambient}}$, $b_{\text{abs, ambient}}$, $b_{\text{ext, TD}}$, $b_{\text{scat, TD}}$, $b_{\text{abs, TD}}$) of ambient particles and particles passed through the thermodenuder, and the mass concentrations of $\text{PM}_{2.5}$. A strong diurnal variation and similar diurnal patterns in ω_{ambient} , ω_{TD} , E_{abs} , and O_x was observed. Patterns of the extensive optical properties and $\text{PM}_{2.5}$ indicate some local particle emissions from early morning anthropogenic activities. While these changes are radiatively significant, changes in $\text{PM}_{2.5}$ during the
20 early daylight period are weak, suggesting that emitted particles are small and contribute little to the overall particle mass concentration. The SSA shows that particles tend to be more strongly absorbing in early morning than later in the day; however, measured SSA values are not especially low (mean $\omega_{\text{ambient}} \geq 0.85$), consistent with the background nature of the Shouxian site. Thus, freshly emitted particles are therefore relatively unimportant at this site. CO concentrations show minor diurnal
25 variation, consistent with the regional nature of air masses at this site.

Daytime increases in the boundary layer into the mid-afternoon are especially evident in the $\text{PM}_{2.5}$ concentration profile. In contrast, ambient scattering and extinction profiles are broadly flat over the

same period, indicating more intense photochemical processing and extensive secondary aerosol generation. The same effect is responsible for the mid-afternoon maximum in the intensive optical property ω_{ambient} .

3.3 Influence of photochemical aging on E_{abs} and SSA

5 SSA is one of the most relevant intensive optical properties (Jo et al., 2017) because it describes the relative strength of the aerosol scattering and absorption capacity and is a key input parameter in climate models. Changes in particle size, morphology, chemical composition and mixing state caused by atmospheric chemical aging processes will alter SSA. Positive correlations between ω , ω_{TD} and O_x concentrations were observed in our measurements (Fig. 6 (a) and (b)), which suggests that higher O_x actually increases the mass fraction of secondary aerosol particles and the overall ensemble of particle material and SSA. Our result is consistent with Beijing summer observations, where SSA was linearly correlated with the mass fractions of secondary aerosols (Han et al., 2017). The increase in ω_{TD} resulted from incomplete vaporization of non-volatile constituents in the heating tube (Cheung et al., 2016), the generation of low-volatility oxygenated organic aerosol during photochemical aging (Paciga et al., 10 2016), and the changes of BC morphology (Radney et al., 2014). Summer time volatility measurement of organic aerosol in the megacity Paris shown that about 10% mass fraction remained with a TD operating at 180 °C (Paciga et al., 2016). However, recent research demonstrated that the remaining non- and low-volatile coating has a minor impact on the absorption measurement of heated particles using TD operating at 250 °C (Liu et al., 2015). Theoretical and experiment results show that aging 15 20 causes the dramatic changes of BC particle morphology (China et al., 2015; He et al., 2015; He et al., 2016; Scarnato et al., 2013; Y. Wang et al., 2017) and leads to more compact black carbon with higher scattering cross sections (Peng et al., 2016; Y. Wu et al., 2018), which in turn results in an increase of ω_{TD} (Radney et al., 2014; Forestier et al., 2018). In this regard, the rise in ω_{TD} with increasing O_x concentration can be used as an indicator for the changes of BC morphology.

25 E_{abs} also rose with higher O_x mixing ratios (Fig. 6 (c)), but with a different pattern compared to ω and ω_{TD} . Here we propose a three-stage E_{abs} growth process with photochemical aging for collapsed BC-containing particles. For O_x larger than 50 ppbv, E_{abs} grew rapidly with increasing O_x (from 2.3 to

2.8, with a growth rate of $\sim 0.18 \text{ ppbv}^{-1}$). Below 50 ppbv O_x , two regions could possibly be discerned. For O_x mixing ratios below 35 ppbv, E_{abs} ranged from 2.0 to 2.2 and increased slowly with the O_x mixing ratio ($\sim 0.03 \text{ ppbv}^{-1}$). In the second region, E_{abs} was unchanged (2.26 ± 0.06) for O_x mixing ratios between 35 and 50 ppbv. These two regions are most likely corresponded to Peng et al.'s (2016) two-stage morphology variation mechanism, in which collapsed semispherical BC is transformed to a spherical morphology (Gustafsson and Ramanathan, 2016). Recent morphologically constrained modelling developed by Y. Wu et al. (2018) demonstrated that after full aging the BC particles became a more compact aggregation, which leads to a stable range of E_{abs} (averaged value ~ 2.5 , with a minimum value of ~ 2 and a maximum value of ~ 3.5). Our results fall within this range and suggest that BC was fully aged under this oxidation level.

A list of recently reported E_{abs} values is shown in Table 1. The averaged and standard deviation of E_{abs} value at $\lambda = 532 \text{ nm}$ for this work was 2.3 ± 0.9 , which agreed well with values from Boulder using the same TD method combined with photoacoustic spectrometer (PAS) (Lack et al., 2012), from Yuncheng (X. Cui et al., 2016) and Jinan (Chen et al., 2017) using an aerosol filtration-dissolution (AFD) method, and from Beijing (Peng et al., 2016; Xu et al., 2016; Cheng et al., 2017) based on the mass absorption efficiency (MAE) method. Our result is also comparable to that reported in laboratory studies of thickly coated BC particles where E_{abs} ranged from 1.8 to 2.4 (Bond et al., 2013).

Chamber study by Peng et al. (2016) suggested that the primary BC was in chain-like structure with low particle-density, then collapsed to semispherical particle. During this stage, there is no significant absorption enhancement (E_{abs} ranged from 1.0 to 1.4). With continued coating growth with several hours aging in the chamber, semispherical particle was further collapsed, and finally transformed to fully compact spherical internally mixed BC particles (E_{abs} increased to $\sim 2.3 - 2.4$) (Gustafsson and Ramanathan, 2016). The three-stage process report here is consistent with, but an extension of, Peng et al.'s (2016) two-stage morphology variation mechanism. Photochemical aging processes lead to internal mixing and a larger coating fraction that enhances the light absorbing capacity of BC particles (Lack and Cappa, 2010). The new finding of the third stage, rapid growth of E_{abs} with O_x concentration, could indicate that secondary organic aerosol (SOA) includes light-absorbing organic compounds (BrC) (Xu et al., 2016), and that BrC's overall contribution to particle absorption grows

under more oxidizing conditions. As discussed in next section, we find an increase in the imaginary part of CRI of the coated shell.

3.4 Coating absorption and light absorption enhancement

Mie theory, which was treated as the basis of the IPCC 5th assessment report due to its computational efficiency and applicability to radiative transfer models (Jo et al., 2017), is a powerful tool for optical data interpretation (Lack et al., 2012) and the reliability of the core-shell model has been verified in many optical closure studies (Lack et al., 2012; Ma et al., 2012; S. Liu et al., 2015; C. Wu et al., 2018). According to Peng et al.'s (2016) chamber study results, BC particles change to a fully compact spherical morphology in less than one day. Volatility measurements and analysis of the air masses indicated that the atmospheric aerosol observed in summer at the rural site were well aged. In this work, the particle size distribution information was not available. A method based on single-particle core-shell Mie theory (Bohren and Huffman, 1983; Saleh et al., 2015) was developed to interpret the proposed three-stage aging mechanism observed in this work. The sensitivity of this assumption is discussed in Sect. S6 in the supplement. The modelling was based on exploring the relationship between E_{abs} and SSA to retrieve the fraction contribution of BC absorption (f_{BC}), lensing driven enhancement (f_{Lens}), coating absorption (f_{Shell}), as well as the coated shell diameter (D_{Shell}) and the imaginary part of the complex refractive index (CRI) of the shell (k_{Shell}).

A scatter plot of measured diurnally-averaged E_{abs} and SSA for different photochemical oxidant concentrations is shown in Fig. 7. The solid points are the observed results and color-coded with respect to the concentrations of O_x . The open circles are the single-particle Mie core-shell modeled results with an optimized BC core size of 160 nm, and color- and size-coded with respect to the imaginary part of the CRI of coating material (k_{shell}) and the diameter of coating material (D_{shell}), respectively. The color-coded plot shows the connection between E_{abs} , SSA, and atmospheric photochemistry. The modeled results are consistent with the observed results. Both SSA and E_{abs} values rise with increasing D_{shell} and k_{shell} , indicating that the coating thickness and absorption play key roles in determining SSA and E_{abs} . A linear relationship between E_{abs} and SSA was observed. Both E_{abs} and SSA increased under more oxidizing conditions. This can be explained by the photochemical production of coating species: with

more intense photochemical aging, the fraction of internally mixed BC particles and coating thickness increased. Thickly coated BC was also observed by Q. Wang et al. (2017) under higher O_x mixing ratios.

The corresponding Mie theory calculation results are shown as open circles in Fig. 7 (with further details in Sect. S6 in the supplement). Comparisons of modeling and observation E_{abs} and SSA are shown as a scatter plot in supplement Fig. S11. By fixing the BC core diameter, we can retrieve information on the coating shell (D_{shell} , k_{shell}) and each contribution to light absorption (f_{BC} , f_{lens} , f_{shell}) under different oxidant conditions (Lack and Cappa, 2010), as shown in Fig. 8. The retrieved D_{shell} ranged from 386 - 440 nm. The corresponding $D_{\text{shell}}/D_{\text{core}}$ ratio ranged from 2.41 - 2.75, within the range of values (2 - 4) reported by C. Wu et al. (2018). The plot of measured and modelled E_{abs} with different $D_{\text{shell}}/D_{\text{core}}$ is shown in the supplement Fig. S12. The values of k_{shell} ranged from 0.004 to 0.008 with a diurnal average value of 0.006 (± 0.001). A comparison of the retrieved k_{shell} with previously reported k values of fresh and aged organic materials is shown in the supplement Fig. S13, which include BC, BrC aerosol production from biomass burning (BB), atmospheric humic-like substances (HULIS), Suwannee River Fulvic Acid aerosol (SRFA), and secondary organic material (SOM) produced by photo-oxidation of anthropogenic and biogenic organic precursors. The value of k_{shell} reported here is comparable with those of BB aerosols (Chakrabarty et al, 2010) and SRFA (Bluvshtein et al., 2017), and is larger than those of SOM (Liu et al., 2013; P. Liu et al., 2015), HULIS (P. Liu et al., 2015) and urban BrC (Cappa et al., 2012).

The fractional contribution of f_{BC} , f_{lens} , f_{shell} ranged from 35-49%, 35-42%, and 11-30%, respectively, with a mean value of $43\pm 4\%$, $39\pm 2\%$, and $18\pm 5\%$. A ternary plot is shown in the supplement Fig. S14. At the first stage of Fig. 6(c), D_{shell} increased with O_x concentrations, but k_{shell} showed an obscure variation with increasing O_x mixing ratios. The rise in E_{abs} was mainly caused by the thicker coating. In the second stage, with constant E_{abs} , all the parameters (D_{shell} , k_{shell} , f_{BC} , f_{lens} , and f_{shell}) remained fairly constant, which suggests a stable contribution of the non-BC components. Compact aggregation of fully aged BC and minor changes of non-BC coating materials lead a stable E_{abs} for O_x mixing ratios between 35 and 50 ppbv. In the third stage, the coating materials became thicker and more absorbing with increasing O_x concentrations. The fractional contributions of coating absorption increased from 20% to 30%, but the contributions of BC absorption and the lensing effect decreased.

Our results suggest that the contribution of the lensing effect to absorption enhancement is limited (Bond et al., 2006). The lensing effect is reduced due to the greater absorption of the shell (Lack and Cappa, 2010). The change in optical properties at higher oxidant conditions imply a non-negligible contribution of absorbing secondary aerosol material to photochemistry, and should receive more
5 attention in climate modelling (Jo et al., 2016).

4 Conclusion

In this work, the size-resolved mixing state of atmospheric BC particles, light absorption enhancement and SSA at $\lambda = 532$ nm were measured at a rural site in East China in the summer of 2016. The volatility measurement shows that atmospheric BC particles were well-aged. A three-stage E_{abs} growth
10 process with O_x concentration was proposed for collapsed BC-containing particles. A single-particle core-shell Mie theory that connected E_{abs} and SSA was developed to interpret the observation. Although further improvements of the calculation with size distributed BC core and coated shell may give a more complete model, the current used model with fixed BC core diameter was found to be useful in illustrating the aging process. In our summer time observations, the absorption amplification was
15 mainly determined by the coating thickness and the absorption of coating materials. The increase in f_{Shell} highlights the crucial role of photochemical processes in modifying BC absorption, and indicates that light-absorbing organic compounds require more attention in climate modelling.

Acknowledgements

This research was supported by the National Natural Science Foundation of China (41330424), the
20 Natural Science Foundation of Anhui Province (1508085J03), the Youth Innovation Promotion Association CAS (2016383), and the China Special Fund for Meteorological Research in the Public Interest (GYHY201406039).

References

- Alexander, D. T. L., Crozier, P. A., and Anderson, J. R.: Brown carbon spheres in East Asian outflow and their optical properties, *Science*, 321, 833–836, doi:10.1126/science.1155296, 2008.
- Bluvshstein, N., Flores, J. M., Segev, L., and Rudich, Y.: A new approach for retrieving the UV–vis
5 optical properties of ambient aerosols, *Atmos. Meas. Tech.*, 9, 3477-3490, doi:10.5194/amt-9-3477-2016, 2016.
- Bohren, C. F. and Huffman, D. R.: Absorption and scattering of light by small particles, 530 pp., Wiley, 1983.
- Bond, T. C., Streets, D. G., Yarber, K. F., Nelson, S. M., Woo, J. H., and Klimont, Z.: A technology-
10 based global inventory of black and organic carbon emissions from combustion, *J. Geophys. Res.-Atmos.*, 109, doi:10.1029/2003JD003697, 2004.
- Bond, T. C., and Bergstrom, R. W.: Light Absorption by carbonaceous particles: an investigative review, *Aerosol Sci. Technol.*, 40, 27-67, doi:10.1080/02786820500421521, 2006.
- Bond, T. C., Bhardwaj, E., Dong, R., Jogani, R., Jung, S., Roden, C., Streets, D. G., and Trautmann, N.
15 M.: Historical emissions of black and organic carbon aerosol from energy-related combustion, 1850-2000, *Global Biogeochem Cy.*, 21, GB2018, doi:10.1029/2006gb002840, 2007.
- Bond, T. C., Doherty, S. J., Fahey, D. W., Forster, P. M., Berntsen, T., DeAngelo, B. J., Flanner, M. G., Ghan, S., Kärcher, B., Koch, D., Kinne, S., Kondo, Y., Quinn, P. K., Sarofim, M. C., Schultz, M. G., Schulz, M., Venkataraman, C., Zhang, H., Zhang, S., Bellouin, N., Guttikunda, S. K., Hopke, P.
20 K., Jacobson, M. Z., Kaiser, J. W., Klimont, Z., Lohmann, U., Schwarz, J. P., Shindell, D., Storelvmo, T., Warren, S. G., and Zender, C. S.: Bounding the role of black carbon in the climate system: A scientific assessment, *J. Geophys. Res.*, 118, 5380-5552, doi:10.1002/jgrd.50171, 2013.
- Boucher, O., Balkanski, Y., Hodnebrog, O., Myhre, C. L., Myhre, G., Quaas, J., Samset, B. H., Schutgens, N., Stier, P., and Wang, R.: Jury is still out on the radiative forcing by black carbon,
25 *Proc. Natl. Acad. Sci. U S A*, 113, E5092-5093, doi: 10.1073/pnas.1607005113, 2016.
- Brooks, B. J., Smith, M. H., Hill, M. K., and O'Dowd, C. D.: Size-differentiated volatility analysis of internally mixed laboratory-generated aerosol, *J. Aerosol Sci.*, 33, 555-579, doi:10.1016/S0021-8502(01)00192-6, 2002.
- Cappa, C.D., Onasch, T.B., Massoli, P., Worsnop, D.R., Bates, T.S., Cross, E.S., Davidovits, P., Hakala,
30 J., Hayden, K.L., Jobson, B.T., Kolesar, K.R., Lack, D.A., Lerner, B.M., Li, S.M., Mellon, D., Nuaaman, I., Olfert, J.S., Petäjä, T., Quinn, P.K., Song, C., Subramanian, R., Williams, E.J., Zaveri, R.A.: Radiative absorption enhancements due to the mixing state of atmospheric black carbon, *Science*, 337, 1078-1081, doi: 10.1126/science.1223447, 2012.
- Cevik, B. K., Rutter, A. P., Gong, L., Griffin, R. J., Flynn, J. H., Lefer, B. L., Kim, S.: Air mass aging metrics derived from particle and other measurements near Fort Worth, *Atmos. Environ*, 126, 45-
35 54, 2016.
- Chakrabarty, R. K., Moosmüller, H., Chen, L.-W. A., Lewis, K., Arnott, W. P., Mazzoleni, C., Dubey, M. K., Wold, C. E., Hao, W. M., and Kreidenweis, S. M.: Brown carbon in tar balls from smoldering biomass combustion, *Atmos. Chem. Phys.*, 10, 6363–6370, doi:10.5194/acp-10-6363-
40 2010, 2010.

- Chen, B., Bai, Z., Cui, X., Chen, J., Andersson, A., and Gustafsson, O.: Light absorption enhancement of black carbon from urban haze in Northern China winter, *Environ. Pollut.*, 221, 418-426, doi:10.1016/j.envpol.2016.12.004, 2017.
- 5 Cheng, Y., He, K. B., Engling, G., Weber, R., Liu, J. M., Du, Z. Y., and Dong, S. P.: Brown and black carbon in Beijing aerosol: Implications for the effects of brown coating on light absorption by black carbon, *Sci. Total Environ.*, 599-600, 1047-1055, doi:10.1016/j.scitotenv.2017.05.061, 2017.
- 10 Cheng, Y. F., Eichler, H., Wiedensohler, A., Heintzenberg, J., Zhang, Y. H., Hu, M., Herrmann, H., Zeng, L. M., Liu, S., Gnauk, T., Brüggemann, E., and He, L. Y.: Mixing state of elemental carbon and non-light-absorbing aerosol components derived from in situ particle optical properties at Xinken in Pearl River Delta of China, *J. Geophys. Res.*, 111, D20204, doi:10.1029/2005JD006929, 2006.
- 15 Cheng, Y. F., Berghof, M., Garland, R. M., Wiedensohler, A., Wehner, B., Müller, T., Su, H., Zhang, Y. H., Achtert, P., Nowak, A., Pöschl, U., Zhu, T., Hu, M., and Zeng, L. M.: Influence of soot mixing state on aerosol light absorption and single scattering albedo during air mass aging at a polluted regional site in northeastern China, *J. Geophys. Res. Atmos.*, 114, D00G10, doi:10.1029/2008jd010883, 2009.
- 20 Cheng, Y. F., Su, H., Rose, D., Gunthe, S. S., Berghof, M., Wehner, B., Achtert, P., Nowak, A., Takegawa, N., Kondo, Y., Shiraiwa, M., Gong, Y. G., Shao, M., Hu, M., Zhu, T., Zhang, Y. H., Carmichael, G. R., Wiedensohler, A., Andreae, M. O., and Pöschl, U.: Size-resolved measurement of the mixing state of soot in the megacity Beijing, China: diurnal cycle, aging and parameterization, *Atmos. Chem. Phys.*, 12, 4477-4491, doi:10.5194/acp-12-4477-2012, 2012.
- 25 Cheung, H. H. Y., Tan, H., Xu, H., Li, F., Wu, C., Yu, J. Z. and Chan, C. K.: Measurements of non-volatile aerosols with a VTDMA and their correlations with carbonaceous aerosols in Guangzhou, China, *Atmos. Chem. Phys.*, 16, 8431-8446, doi:10.5194/acp-16-8431-2016, 2016.
- 30 China, S., Scarnato, B., Owen, R. C., Zhang, B., Ampadu, M. T., Kumar, S., Dzepina, K., Dziobak, M. P., Fialho, P., Perlinger, J. A., Hueber, J., Helmig, D., Mazzoleni, L. R., and Mazzoleni, C.: Morphology and mixing state of aged soot particles at a remote marine free troposphere site: Implications for optical properties, *Geophys. Res. Lett.*, 42, 1243-1250, doi:10.1002/2014gl062404, 2015.
- 35 Cui, F., Chen, M., Ma, Y., Zheng, J., Zhou, Y., Li, S., Qi, L., and Wang, L.: An intensive study on aerosol optical properties and affecting factors in Nanjing, China, *J. Environ. Sci.*, 40, 35-43, doi:10.1016/j.jes.2015.08.017, 2016.
- Cui, X., Wang, X., Yang, L., Chen, B., Chen, J., Andersson, A., and Gustafsson, Ö.: Radiative absorption enhancement from coatings on black carbon aerosols, *Sci. Total Environ.*, 551, 51-56, doi:10.1016/j.scitotenv.2016.02.026, 2016.
- Deng, X., Shi, C., Wu, B., Chen, Z., Nie, S., He, D., and Zhang, H.: Analysis of aerosol characteristics and their relationships with meteorological parameters over Anhui province in China, *Atmos. Res.*, 109-110, 52-63, doi: 10.1016/j.atmosres.2012.02.011, 2012.
- 40 Deolal, S. P., Brunner, D., Steinbacher, M., Weers, U., and Staehelin, J.: Long-term in situ measurements of NO_x and NO_y at Jungfraujoch 1998-2009: time series analysis and evaluation, *Atmos. Chem. Phys.*, 12, 2551-2566, doi:10.5194/acp-12-2551-2012, 2012.

- Dial, K. D., Hiemstra, S., and Thompson, J. E.: Simultaneous measurement of optical scattering and extinction on dispersed aerosol samples, *Anal. Chem.* 82, 7885–7896, doi:10.1021/ac100617j, 2010.
- 5 Dinar, E., Abo Riziq, A., Spindler, C., Erlick, C., Kiss, G., and Rudich, Y.: The complex refractive index of atmospheric and model humic-like substances (HULIS) retrieved by a cavity ring down aerosol spectrometer (CRD-AS), *Faraday Discuss.*, 137, 279–295, doi:10.1039/b703111d, 2008.
- Ervens, B., Cubison, M. J., Andrews, E., Feingold, G., Ogren, J. A., Jimenez, J. L., Quinn, P. K., Bates, T. S., Wang, J., Zhang, Q., Coe, H., Flynn, M., and Allan, J. D.: CCN predictions using simplified assumptions of organic aerosol composition and mixing state: a synthesis from six different locations, *Atmos. Chem. Phys.*, 10, 4795–4807, doi: 10.5194/acp-10-4795-2010, 2010.
- 10 Fan, X., Chen, H., Xia, X., Li, Z. and Cribb, M.: Aerosol optical properties from the Atmospheric Radiation Measurement Mobile Facility at Shouxian, China, *J. Geophys. Res.*, 115, D00K33, doi:10.1029/2010JD014650, 2010.
- Fang, B., Zhao, W., Xu, X., Zhou, J., Ma, X., Wang, S., Zhang, W., Venables, D.S., and Chen, W.: 15 Portable broadband cavity-enhanced spectrometer utilizing Kalman filtering: application to real-time, in situ monitoring of glyoxal and nitrogen dioxide, *Opt. Express*, 25, 26910–26922, doi:10.1364/OE.25.026910, 2017.
- Fierz, M., Vernooij, M. G., and Burtscher, H.: An improved low-flow thermodenuder, *J. Aerosol Sci.*, 38, 1163–1168, doi:10.1016/j.jaerosci.2007.08.006, 2007.
- 20 Forestieri, S. D., Helgestad, T. M., Lambe, A., Renbaum-Wolff, L., Lack, D. A., Massoli, P., Cross, E. S., Dubey, M. K., Mazzoleni, C., Olfert, J., Freedman, A., Davidovits, P., Onasch, T. B., and Cappa, C. D.: Measurement and modeling of the multi-wavelength optical properties of uncoated flame-generated soot, *Atmos. Chem. Phys. Discuss.*, doi:10.5194/acp-2018-306, in review, 2018.
- Gustafsson, O., and Ramanathan, V.: Convergence on climate warming by black carbon aerosols, *Proc. Natl. Acad. Sci. U S A*, 113, 4243–4245, doi:10.1073/pnas.1603570113, 2016.
- 25 Hallquist, M., Munthe, J., Hu, M., Wang, T., Chan, C. K., Gao, J., Boman, J., Guo, S., Hallquist, Å. M., Mellqvist, J., Moldanova, J., Pathak, R. K., Pettersson, J. BC., Pleijel, H., Simpson, D., and Thynell, M.: Photochemical smog in China: scientific challenges and implications for air-quality policies. *Natl. Sci. Rev.*, 3, 401–403, doi: 10.1093/nsr/nww080, 2016.
- 30 Han, T., Xu, W., Li, J., Freedman, A., Zhao, J., Wang, Q., Chen, C., Zhang, Y., Wang, Z., Fu, P., Liu, X., and Sun, Y.: Aerosol optical properties measurements by a CAPS single scattering albedo monitor: Comparisons between summer and winter in Beijing, China, *J. Geophys. Res.*, 122, 2513–2526, doi:10.1002/2016jd025762, 2017.
- He, C., Liou, K.-N., Takano, Y., Zhang, R., Levy Zamora, M., Yang, P., Li, Q., and Leung, L. R.: 35 Variation of the radiative properties during black carbon aging: theoretical and experimental intercomparison, *Atmos. Chem. Phys.*, 15, 11967–11980, doi:10.5194/acp-15-11967-2015, 2015.
- He, C., Takano, Y., Liou, K.-N., Yang, P., Li, Q., and Mackowski, D. W.: Intercomparison of the GOS approach, superposition T matrix method, and laboratory measurements for black carbon optical properties during aging, *J. J. Quant. Spectrosc. Radiat. Transf.*, 184, 287–296, 40 doi:10.1016/j.jqsrt.2016.08.004, 2016.

- Hoffer, A., Gelencsér, A., Guyon, P., Kiss, G., Schmid, O., Frank, G. P., Artaxo, P., and Andreae, M. O.: Optical properties of humic-like substances (HULIS) in biomass-burning aerosols, *Atmos. Chem. Phys.*, 6, 3563–3570, doi:10.5194/acp-6-3563-2006, 2006.
- Jacobson, M. Z.: Strong radiative heating due to the mixing state of black carbon in atmospheric aerosols, *Nature*, 409, 695–697, doi:10.1038/35055518, 2001.
- 5 Ji, D. S., Gao, W. K., Zhang, J. K., Yu, M., Zhou, L. X., Yu, P. F., Li, Y., Sun, J. R., Ge, B. Z., Tang, G. Q., Sun, Y. L., and Wang, Y. S.: Investigating the evolution of summertime secondary atmospheric pollutants in urban Beijing, *Sci. Total Environ.*, 572, 289-300, 2016.
- 10 Jo, D. S., Park, R. J., Lee, S., Kim, S.-W., and Zhang, X.: A global simulation of brown carbon: implications for photochemistry and direct radiative effect, *Atmos. Chem. Phys.*, 16, 3413-3432, doi:10.5194/acp-16-3413-2016, 2016.
- Jo, D. S., Park, R. J., Jeong, J. I., Curci, G., Lee, H.-M., and Kim, S.-W.: Key factors affecting single scattering albedo calculation: Implications for aerosol climate forcing, *Atmos. Chem. Phys. Discuss.*, doi:10.5194/acp-2017-1104, in review, 2017.
- 15 Kirchstetter, T. W., Novakov, T., and Hobbs, P. V.: Evidence that the spectral dependence of light absorption by aerosols is affected by organic carbon, *J. Geophys. Res.*, 109, D21208, doi:10.1029/2004jd004999, 2004.
- Knox, A., Evans, G. J., Brook, J. R., Yao, X., Jeong, C. H., Godri, K. J., Sabaliauskas, K., and Slowik, J. G.: Mass absorption cross section of ambient black carbon aerosol in relation to chemical age, *Aerosol Sci. Tech.*, 43, 522–532, doi:10.1080/02786820902777207, 2009.
- 20 Krasowsky, T. S., McMeeking, G. R., Wang, D., Sioutas, C., and Ban-Weiss, G. A.: Measurements of the impact of atmospheric aging on physical and optical properties of ambient black carbon particles in Los Angeles, *Atmos. Environ.*, 142, 496-504, doi:10.1016/j.atmosenv.2016.08. 010, 2016.
- 25 Lack, D. A., and Cappa, C. D.: Impact of brown and clear carbon on light absorption enhancement, single scatter albedo and absorption wavelength dependence of black carbon, *Atmos. Chem. Phys.*, 10, 4207-4220, doi: 10.5194/acp-10-4207-2010, 2010.
- Lack, D. A., Langridge, J. M., Bahreini, R., Cappa, C. D., Middlebrook, A. M., and Schwarz, J. P.: Brown carbon and internal mixing in biomass burning particles, *Proc. Natl. Acad. Sci. U S A*, 109, 14802-14807, doi: 10.1073/pnas.1206575109, 2012.
- 30 Lan, Z. J., Huang, X. F., Yu, K. Y., Sun, T. L., Zeng, L. W., and Hu, M.: Light absorption of black carbon aerosol and its enhancement by mixing state in an urban atmosphere in South China, *Atmos. Environ.*, 69, 118-123, doi: 10.1016/j.atmosenv.2012.12.009, 2013.
- Li, Z., Li, C., Chen, H., Tsay, S.-C., Holben, B., Huang, J., Li, B., Maring, H., Qian, Y., Shi, G., Xia, X., Yin, Y., Zheng, Y., and Zhuang, G.: East Asian studies of tropospheric aerosols and their impact on regional Climate (EAST-AIRC): an overview, *J. Geophys. Res.*, 116, D00K34, doi:10.1029/2010jd015257, 2011.
- 35 Liu, D., Whitehead, J., Alfarra, M. R., Reyes-Villegas, E., Spracklen, D. V., Reddington, C. L., Kong, S., Williams, P. I., Ting, Y.-C., Haslett, S., Taylor, J. W., Flynn, M. J., Morgan, W. T., McFiggans, G., Coe, H., and Allan, J. D.: Black-carbon absorption enhancement in the atmosphere determined by particle mixing state, *Nature Geosci.*, 10, 184-188, doi: 10.1038/ngeo2901, 2017.
- 40

- Liu, P. F., Zhang, Y., and Martin, S. T.: Complex refractive indices of thin films of secondary organic materials by spectroscopic ellipsometry from 220 to 1200 nm, *Environ. Sci. Technol.*, 47, 13594–13601, doi:10.1021/es403411e, 2013.
- 5 Liu, S., Aiken, A. C., Gorkowski, K., Dubey, M. K., Cappa, C. D., Williams, L. R., Herndon, S. C., Massoli, P., Fortner, E. C., Chhabra, P. S., Brooks, W. A., Onasch, T. B., Jayne, J. T., Worsnop, D. R., China, S., Sharma, N., Mazzoleni, C., Xu, L., Ng, N. L., Liu, D., Allan, J. D., Lee, J. D., Fleming, Z. L., Mohr, C., Zotter, P., Szidat, S., and Prevot, A. S. H.: Enhanced light absorption by mixed source black and brown carbon particles in UK winter, *Nat. Commun.*, 6, 8435, doi: 10.1038/ncomms9435, 2015.
- 10 Ma, N., Zhao, C. S., Muller, T., Cheng, Y. F., Liu, P. F., Deng, Z. Z., Xu, W. Y., Ran, L., Nekat, B., van Pinxteren, D., Gnauk, T., Mueller, K., Herrmann, H., Yan, P., Zhou, X. J., and Wiedensohler, A.: A new method to determine the mixing state of light absorbing carbonaceous using the measured aerosol optical properties and number size distributions, *Atmos. Chem. Phys.*, 12, 2381-2397, doi:10.5194/acp-12-2381-2012, 2012.
- 15 Moffet, R. C., and Prather, K. A.: In-situ measurements of the mixing state and optical properties of soot with implications for radiative forcing estimates, *Proc. Natl. Acad. Sci. U S A*, 106, 11872-11877, doi: 10.1073/pnas.0900040106, 2009.
- Nakayama, T., Ikeda, Y., Sawada, Y., Setoguchi, Y., Ogawa, S., Kawana, K., Mochida, M., Ikemori, F., Matsumoto, K. and Matsumi, Y.: Properties of light-absorbing aerosols in the Nagoya urban area, Japan, in August 2011 and January 2012: Contributions of brown carbon and lensing effect, *J. Geophys. Res. Atmos.*, 119, 12721–12739, doi:10.1002/2014JD021744, 2014.
- 20 Novakov, T., Ramanathan, V., Hansen, J. E., Kirchstetter, T. W., Sato, M., Sinton, J. E., and Sathaye, J. A.: Large historical changes of fossil-fuel black carbon aerosols, *Geophys. Res. Lett.*, 30, 1324, doi:10.1029/2002gl016345, 2003.
- 25 Onasch, T. B., Massoli, P., Keegan, P. L., Hills, F. B., Bacon, F. W., and Freedman, A.: Single scattering albedo monitor for airborne particulates, *Aerosol. Sci. Technol.*, 49, 267-279, doi:10.1080/02786826.2015.1022248, 2015.
- Paciga, A., Karnezi, E., Kostenidou, E., Hildebrandt, L., Psichoudaki, M., Engelhart, G. J., Lee, B.-H., Crippa, M., Prévôt, A. S. H., Baltensperger, U., and Pandis, S. N.: Volatility of organic aerosol and its components in the megacity of Paris, *Atmos. Chem. Phys.*, 16, 2013-2023, doi:10.5194/acp-16-2013-2016, 2016.
- 30 Peng, J., Hua, M., Guo, S., Du, Z., Zheng, J., Shang, D., Zamora, M. L., Zeng, L., Shao, M., Wu, Y. S., Zheng, J., Wang, Y., Glen, C. R., Collins, D. R., Molina, M. J., and Zhang, R.: Markedly enhanced absorption and direct radiative forcing of black carbon under polluted urban environments, *Proc. Natl. Acad. Sci. U S A*, 113, 4266–4271, doi:10.1073/pnas.1602310113, 2016.
- 35 Petzold, A., Ogren, J. A., Fiebig, M., Laj, P., Li, S.-M., Baltensperger, U., Holzer-Popp, T., Kinne, S., Pappalardo, G., Sugimoto, N., Wehrli, C., Wiedensohler, A., and Zhang, X.-Y.: Recommendations for reporting "black carbon" measurements, *Atmos. Chem. Phys.*, 13, 8365–8379, doi:10.5194/acp-13-8365-2013, 2013.
- 40 Philippin, S., Wiedensohler, A., and Stratmann, F.: Measurements of non-volatile fractions of pollution aerosols with an eight-tube volatility tandem differential mobility analyzer (VTDMA-8), *J. Aerosol Sci.*, 35, 185-203, doi: 10.1016/j.jaerosci.2003.07.004, 2004.

- Ramanathan, V., and Carmichael, G.: Global and regional climate changes due to black carbon, *Nature Geosci.*, 1, 221-227, doi:10.1038/ngeo156, 2008.
- Radney, J. G., You, R., Ma, X., Conny, J. M., Zachariah, M. R., Hodges, J. T., and Zangmeister, C. D.: Dependence of soot optical properties on particle morphology: measurements and model comparisons, *Environ. Sci. Technol.*, 48, 3169-3176, doi:10.1021/es4041804, 2014.
- 5 Saleh, R., Marks, M., Heo, J., Adams, P. J., Donahue, N. M., and Robinson, A. L.: Contribution of brown carbon and lensing to the direct radiative effect of carbonaceous aerosols from biomass and biofuel burning emissions, *J. Geophys. Res. Atmos.* 120, 10285–10296, doi:10.1002/2015JD023697, 2015.
- 10 Scarnato, B. V., Vahidinia, S., Richard, D. T., and Kirchstetter, T. W.: Effects of internal mixing and aggregate morphology on optical properties of black carbon using a discrete dipole approximation model, *Atmos. Chem. Phys.*, 13, 5089–5101, doi:10.5194/acp-13-5089-2013, 2013.
- Schwarz, J. P., Spackman, J. R., Fahey, D.W., Gao, R. S., Lohmann, U., Stier, P., Watts, L. A., Thomson, D. S., Lack, D. A., Pfister, L., Mahoney, M. J., Baumgardner, D., Wilson, J. C., and Reeves, J. M.: Coatings and their enhancement of black carbon light absorption in the tropical atmosphere, *J. Geophys. Res.-Atmos.*, 113, D03203, doi:10.1029/2007jd009042, 2008.
- 15 Slowik, J. G., Stainken, K., Davidovits, P., Williams, L. R., Jayne, J. T., Kolb, C. E., Worsnop, D. R., Rudich, Y., DeCarlo, P. F., and Jimenez, J. L.: Particle morphology and density characterization by combined mobility and aerodynamic diameter measurements. Part 2: application to combustion-generated soot aerosols as a function of fuel equivalence ratio, *Aerosol Sci. Technol.*, 38, 1206-1222, doi:10.1080/027868290903916, 2004.
- Thamban, N. M., Tripathi, S. N., Moosakutty, S. P., Kuntamukkala, P., and Kanawade, V. P.: Internally mixed black carbon in the Indo-Gangetic Plain and its effect on absorption enhancement, *Atmos. Res.*, 197, 211-223, doi:10.1016/j.atmosres.2017.07.007, 2017.
- 25 Ueda, S., Nakayama, T., Taketani, F., Adachi, K., Matsuki, A., Iwamoto, Y., Sadanaga, Y., and Matsumi, Y.: Light absorption and morphological properties of soot-containing aerosols observed at an East Asian outflow site, Noto Peninsula, Japan, *Atmos. Chem. Phys.*, 16, 2525-2541, doi:10.5194/acp-16-2525-2016, 2016.
- Villani, P., Picard, D., Marchand, N., and Laj, P.: Design and validation of a 6-volatility tandem differential mobility analyzer (VTDMA), *Aerosol Sci. Technol.*, 41, 898-906, doi:10.1080/02786820701534593, 2007.
- 30 Wang, Q. Y., Huang, R. J., Cao, J. J., Han, Y. M., Wang, G. H., Li, G. H., Wang, Y. C., Dai, W. T., Zhang, R. J., and Zhou, Y. Q.: Mixing state of black carbon aerosol in a heavily polluted urban area of China: implications for light absorption enhancement, *Aerosol. Sci. Technol.*, 48, 689-697, doi:10.1080/02786826.2014.917758, 2014.
- 35 Wang, Q., Huang, R., Zhao, Z., Cao, J., Ni, H., Tie, X., Zhu, C., Shen, Z., Wang, M., Dai, W., Han, Y., Zhang, N., and Prévôt, A.S.H.: Effects of photochemical oxidation on the mixing state and light absorption of black carbon in the urban atmosphere of China, *Environ. Res. Lett.*, 12, 044012, doi:10.1088/1748-9326/aa64ea, 2017.
- 40 Wang, S., Zhao, W., Xu, X., Fang, B., Zhang, Q., Qian, X., Zhang, W., Chen, W., Pu, W., and Wang, X.: Dependence of columnar aerosol size distribution, optical properties, and chemical

- components on regional transport in Beijing, *Atmos. Environ.*, 169, 128-139, doi: 10.1016/j.atmosenv.2017.09.016, 2017.
- 5 Wang, Y., Liu, F., He, C., Bi, L., Cheng, T., Wang, Z., Zhang, H., Zhang, X., Shi, Z., and Li, W.: Fractal dimensions and mixing structures of soot particles during atmospheric processing, *Environ. Sci. Tech. Lett.*, 4, 487–493, doi:10.1021/acs.estlett.7b00418, 2017.
- Wang, X., Heald, C. L., Ridley, D. A., Schwarz, J. P., Spackman, J. R., Perring, A. E., Coe, H., Liu, D., and Clarke, A. D.: Exploiting simultaneous observational constraints on mass and absorption to estimate the global direct radiative forcing of black carbon and brown carbon, *Atmos. Chem. Phys.*, 14, 10989-11010, doi:10.5194/acp-14-10989-2014, 2014.
- 10 Wehner, B., Berghof, M., Cheng, Y. F., Achtert, P., Birmili, W., Nowak, A., Wiedensohler, A., Garland, R. M., Pöschl, U., Hu, M., and Zhu, T.: Mixing state of nonvolatile aerosol particle fractions and comparison with light absorption in the polluted Beijing region, *J. Geophys. Res.-Atmos.*, 114, D00G17, doi:10.1029/2008JD010923, 2009.
- Wehner B., Philippin, S., and Wiedensohler, A.: Design and calibration of a thermodenuder with an improved heating unit to measure the size-dependent volatile fraction of aerosol particles, *J. Aerosol Sci.*, 33, 1087-1093, doi:10.1016/S0021-8502(02)00056-3, 2002.
- 15 Wu, C., Wu, D., and Yu, J. Z.: Quantifying black carbon light absorption enhancement with a novel statistical approach, *Atmos. Chem. Phys.*, 18, 289-309, <https://doi.org/10.5194/acp-18-289-2018>, 2018.
- 20 Wu, Y., Wang, X., Tao, J., Huang, R., Tian, P., Cao, J., Zhang, L., Ho, K.-F., Han, Z., and Zhang, R.: Size distribution and source of black carbon aerosol in urban Beijing during winter haze episodes, *Atmos. Chem. Phys.*, 17, 7965-7975, doi:10.5194/acp-17-7965-2017, 2017.
- Wu, Y., Cheng, T., Liu, D., Allan, J. D., Zheng, L., and Chen, H.: Light absorption enhancement of black carbon constrained by particle morphology, *Environ. Sci. Technol.*, 52, 6912–6919, doi:10.1021/acs.est.8b00636, 2018.
- 25 Xu, X., Zhao, W., Zhang, Q., Wang, S., Fang, B., Chen, W., and Gao, X.: Optical properties of atmospheric fine particles near Beijing during the HOPE-J³A campaign, *Atmos. Chem. Phys.*, 16, 6421-6439, doi:10.5194/acp-16-6421-2016, 2016.
- Zaveri, R. A., Barnard, J. C., Easter, R. C., Riemer, N., and West, M.: Particle-resolved simulation of aerosol size, composition, mixing state, and the associated optical and cloud condensation nuclei activation properties in an evolving urban plume, *J. Geophys. Res. Atmos.*, 115, D17210, doi: 10.1029/2009jd013616, 2010.
- 30 Zhang, R., Khalizov, A. F., Pagels, J., Zhang, D., Xue, H., and McMurry, P. H.: Variability in morphology, hygroscopicity, and optical properties of soot aerosols during atmospheric processing, *Proc. Natl. Acad. Sci. U S A*, 105, 10291-10296, doi:10.1073/pnas.0804860105, 2008.
- 35 Zhao, W., Xu, X., Dong, M., Chen, W., Gu, X., Hu, C., Huang, Y., Gao, X., Huang, W., and Zhang, W.: Development of a cavity-enhanced aerosol albedometer, *Atmos. Meas. Tech.*, 7, 2551-2566, doi:10.5194/amt-7-2551-2014, 2014.
- Zhou, S., Wang, T., Wang, Z., Li, W., Xu, Z., Wang, X., Yuan, C., Poon, C. N., Louie, P. K. K., Luk, C. W. Y., and Wang, W.: Photochemical evolution of organic aerosols observed in urban plumes from Hong Kong and the Pearl River Delta of China, *Atmos. Environ.*, 88, 219–229, 2014.
- 40

Table 1: A survey of some field measured E_{abs} values.

Method	Location	E_{abs}	Reference	Description
AFD	Yuncheng, China (Rural)	2.25 ± 0.55 (678 nm)	X. Cui et al., 2016	June-July 2014; ECOG analyzer. (E_{abs} ranged from 1.4 for fresh combustion emissions to 3 for aged ambient aerosols.)
	Jinan, China (Urban)	2.07 ± 0.72 (678 nm)	B. Chen et al., 2017	February 2014; ECOG analyzer. $E_{\text{abs}} \sim 1.3$ -1.5 for fresh urban aerosols, and ~ 2 -2.5 for aged aerosols.
MAE	Shenzhen, China (Urban)	1.07 (532 nm)	Lan et al., 2013	August-September 2011; Absorption coefficients at 405, 532, 781 nm were measured with PAS; rBC mass concentration was measured with SP2; $MAE_{532\text{nm}} = 6.5 \pm 0.5 \text{ m}^2 \text{ g}^{-1}$ (with lowest value of $6.08 \text{ m}^2 \text{ g}^{-1}$ and highest value of $8.5 \text{ m}^2 \text{ g}^{-1}$, respectively treated as totally externally mixed and internally mixed.); SP2 measured BC core diameter $\sim 180 \text{ nm}$.
	Xi'an, China (Urban)	1.8 (870 nm)	Q. Y. Wang et al., 2014	December 2012-January 2013; Light absorption was measured with PAS; rBC concentration was measured with SP2.
	Nanjing, China (Suburban)	1.6 (532 nm)	F. Cui et al., 2016	November 2012; Absorption coefficients at 405, 532, and 781 nm were measured with PAS; EC mass concentration was determined by ECOG analyzer.
	Beijing, China (Suburban)	2.6-4.0 (470 nm)	X. Xu et al., 2016	November 2014 – January 2015, for $PM_{1.0}$ particles; Absorption coefficient at 470 nm by using a cavity enhanced albedometer; EC mass concentration was determined by ECOG analyzer.
	Beijing, China (Urban) Houston, USA (Urban)	2.4 (405, 532 nm)	Peng et al., 2016	May-June 2009 in Houston, August-October 2013 in Beijing; Chamber study; Absorption coefficients at 405, 532, and 870 nm were measured with PAS.
	Manchester, UK (Urban)	1.0-1.3 (532 nm)	D. Liu et al., 2017	October-November 2014; Chamber study and open wood fire measurement; Absorption coefficients at 405, 532, and 781 nm were measured with PAS.
	Kanpur, India (Urban)	1.8 (781 nm)	Thamban et al., 2017	January-February 2015; Absorption was measured with PAS; rBC concentration was measured with SP2.
	Beijing, China (Urban)	3.2-5.3 (365 nm)	Y. Cheng et al., 2017	Comparison of water-soluble and methanol-soluble organic carbon; Theoretical investigation of E_{abs} .
	Beijing and Xi'an, China (Urban)	1.9 (532 nm)	Q. Y. Wang et al., 2017	February 2013, Xi'an, and February 2014, Beijing; Absorption was measured with PAS; rBC concentration was measured with SP2.
	Guangzhou, China (Suburban)	1.5 ± 0.5 (550 nm)	Wu et al., 2018	February 2012-January 2013; Light absorption was measured with an Aethalometer; EC mass concentration was determined by ECOG analyzer.
TD	Toronto, Canada (suburban)	1.6-1.9 (550 nm)	Knox et al., 2009	December 2006 to January 2007; TD operating at 340 °C; Optical properties were measured with PAS and Aethalometer.
	California, USA (Rural)	1.06 (532 nm)	Cappa et al., 2012	June 2010; TD operating at 250 °C; Absorption coefficients at 405 and 532 nm were measured by PAS; SP2 measured rBC core diameter $\sim 174 \text{ nm}$.
	Boulder, USA (Forest fire)	2.5 (404 nm) 1.4 (532 nm)	Lack et al., 2012	September, 2010; TD operating at 200 °C; Absorption coefficients at 404, 532, and 658 nm were measured with PAS; SP2 measured rBC core diameter: $140 \pm 10 \text{ nm}$.
	Nagoya, Japan (Urban)	781 nm, TD 300 °C 1.10 ± 0.09 (August) 1.02 ± 0.11 (January)	Nakayama et al., 2014	August 2011, January 2012; TD operating at 100, 300 and 400 °C; Absorption coefficients at 405 and 781 nm were measured with PAS.
	London, UK (Rural)	1.3 (405 nm) 1.4 (781 nm)	S. Liu et al., 2015	February 2012; TD operating at 250 °C; Absorption coefficients at 405 and 781 nm were measured with PAS; rBC core diameters ranged from 100 to 200 nm.
	Noto Peninsula, Japan (Rural)	1.22 (781 nm, ranged from 1.07-1.38)	Ueda et al., 2016	April-May 2013; TD operating at 300 or 400 °C; Absorption coefficients at 405, 532, and 781 nm were measured with PAS.
	California, USA (Urban)	1.03 ± 0.05 (870 nm)	Krasowsky et al., 2016	February-March 2015; TD operating at 230 °C; Absorption at 870 nm was measured with PAS.
	Shouxian, China (Rural)	2.3 ± 0.9 (532 nm, ranged from 2.0-2.8)	This work	June-July 2016; TD operating at 300 °C; Absorption at 532 nm was measured with a cavity enhanced albedometer.

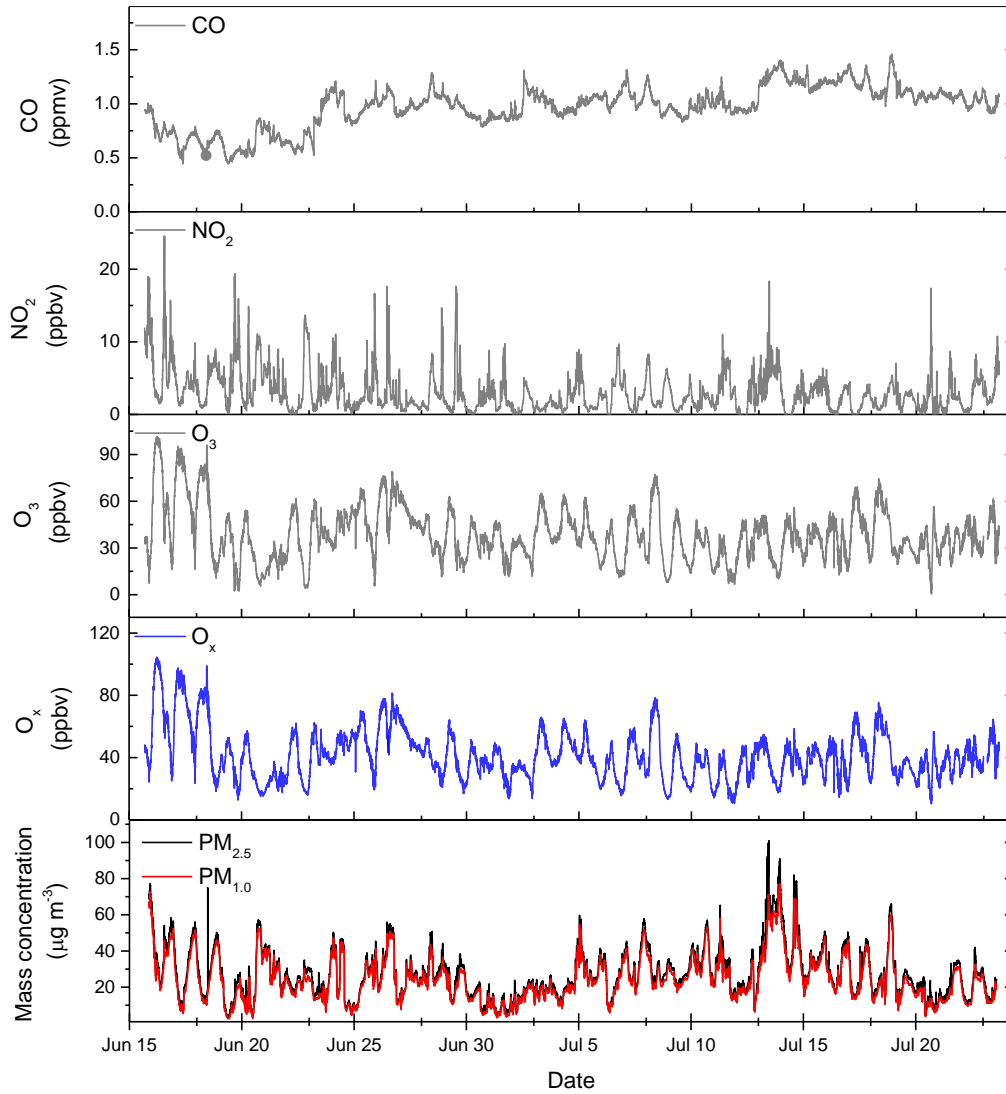
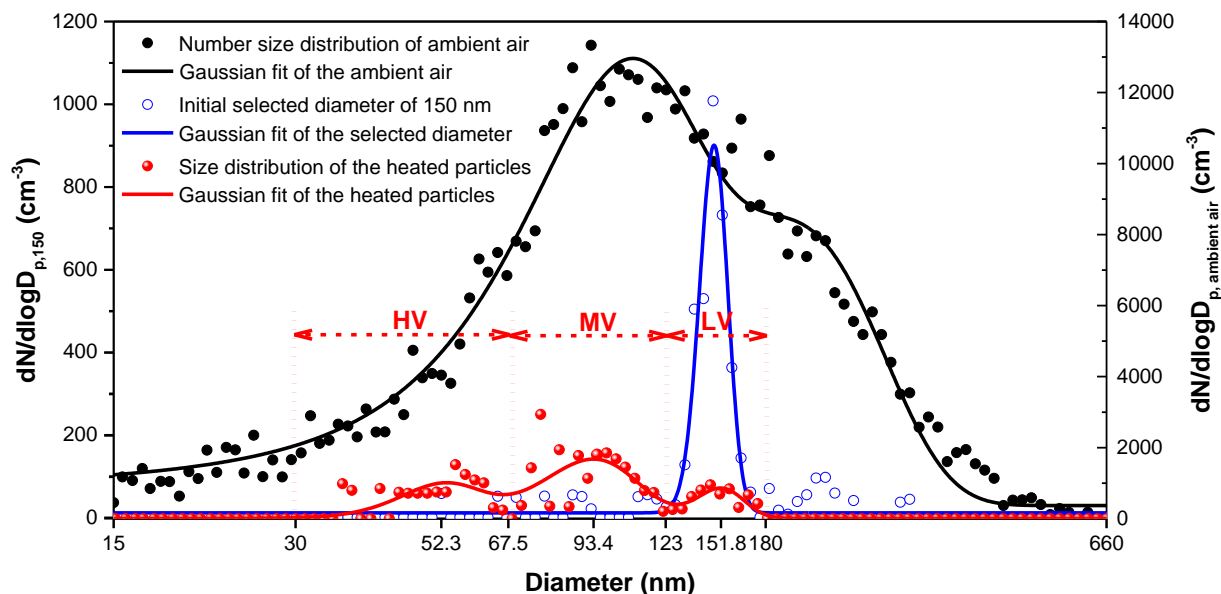
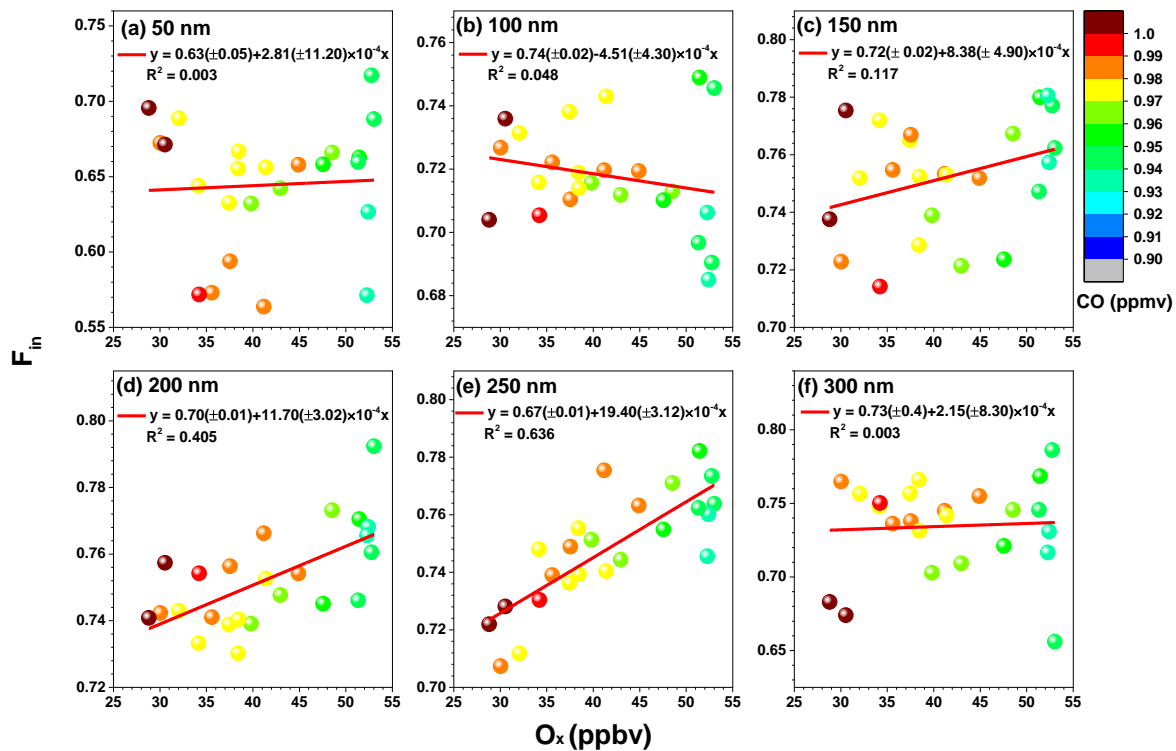


Figure 1: Time series of CO, NO₂, O₃, and O_x (O₃ + NO₂) concentrations, as well as the concentrations of PM_{2.5} and PM_{1.0} during the measurement period.



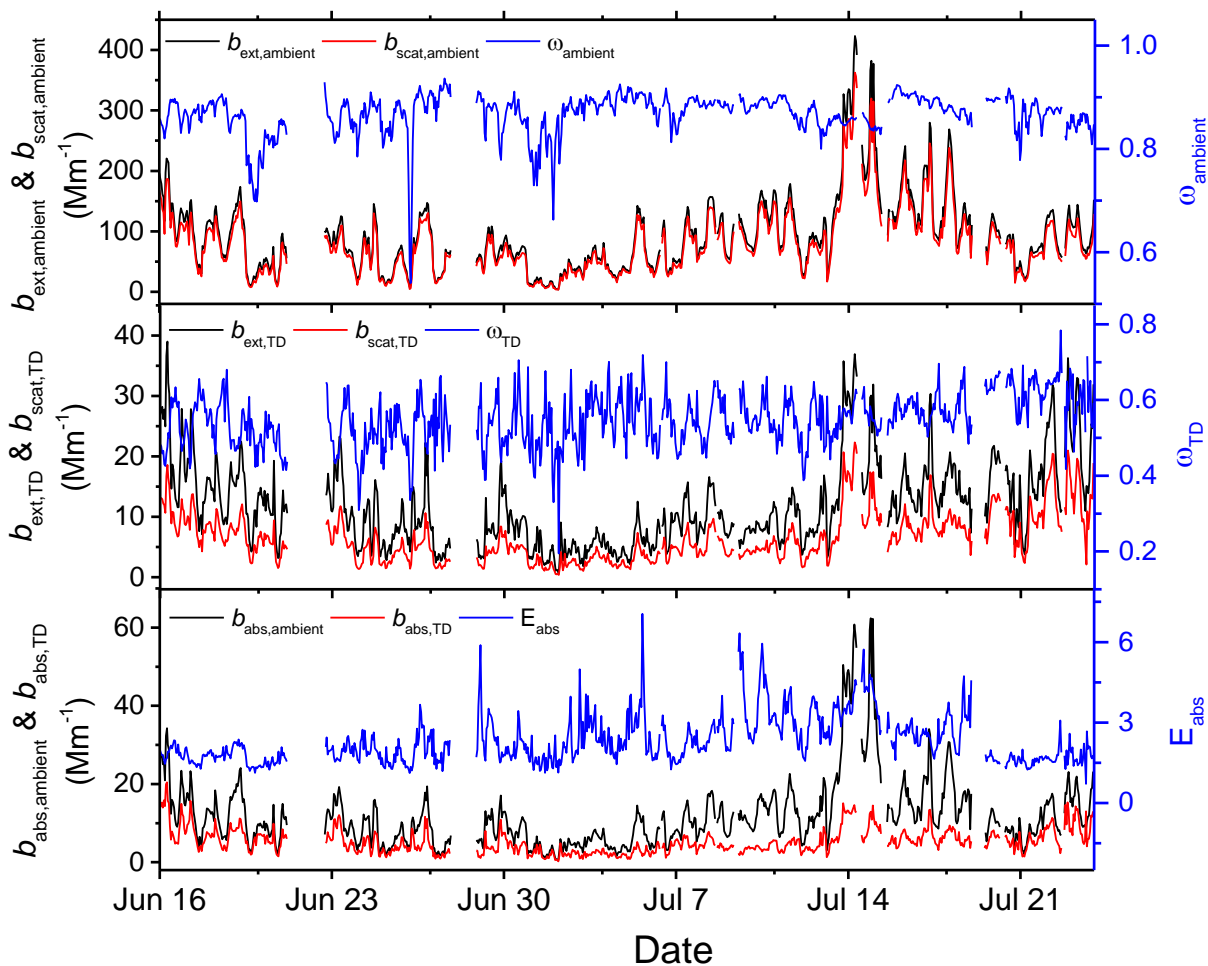
5

- 10 **Figure 2:** Examples of the particle number size distributions of ambient aerosol (black points), as well as the VTDMA measured room temperature bypass sample ($\sim 25^\circ\text{C}$, blue open circles), and the sample passed through a custom-built heating tube at 300°C ($D_{p, 300^\circ\text{C}}$, red points) for the initial selected diameter of 150 nm (D_p). The corresponding Gaussian fit of the size distributions are shown as black, blue, and red lines, respectively. The size distribution obtained after heating was divided into three size ranges according to previously reported empirical cutting diameters : (1) Particles with diameters $D_{p, 300^\circ\text{C}}/D_p < 45\%$ were denoted as “high-volatility” (HV), and were not considered as BC. (2) Particles with diameters $45\% < D_{p, 300^\circ\text{C}}/D_p < 82\%$ were considered as internally mixed BC particles (a nonvolatile core coated with a volatile shell), and were denoted as “medium-volatility” (MV). (3) Particles with diameters $82\% < D_{p, 300^\circ\text{C}}/D_p < 120\%$ were denoted as “low-volatility” (LV), and were considered as externally mixed BC.
- 15



5

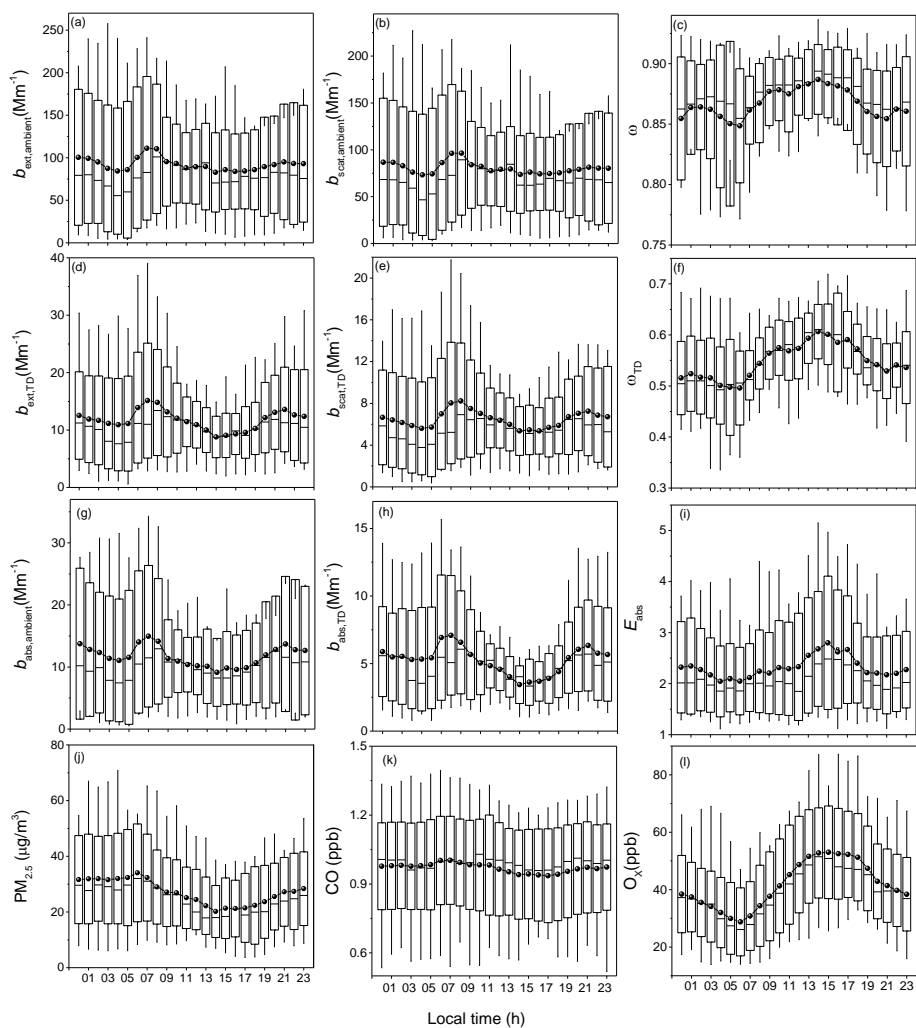
10 **Figure 3:** Correlation between the diurnally-averaged number fractions of internally mixed BC (F_{in}) and the photochemical oxidant (O_x) mixing ratios for different size bins (50, 100, 150, 200, 250, and 300 nm). Data points are color-coded with respect to the concentrations of CO (an indicator of primary BC emissions). Low F_{in} values generally appear at high CO concentrations, and vice versa. For 150, 200, and 250 nm diameters, F_{in} values increased with oxidant concentration. The slope of the linear regression (red line) is representative of the oxidation rate of F_{in} (the fit standard error is shown in brackets).



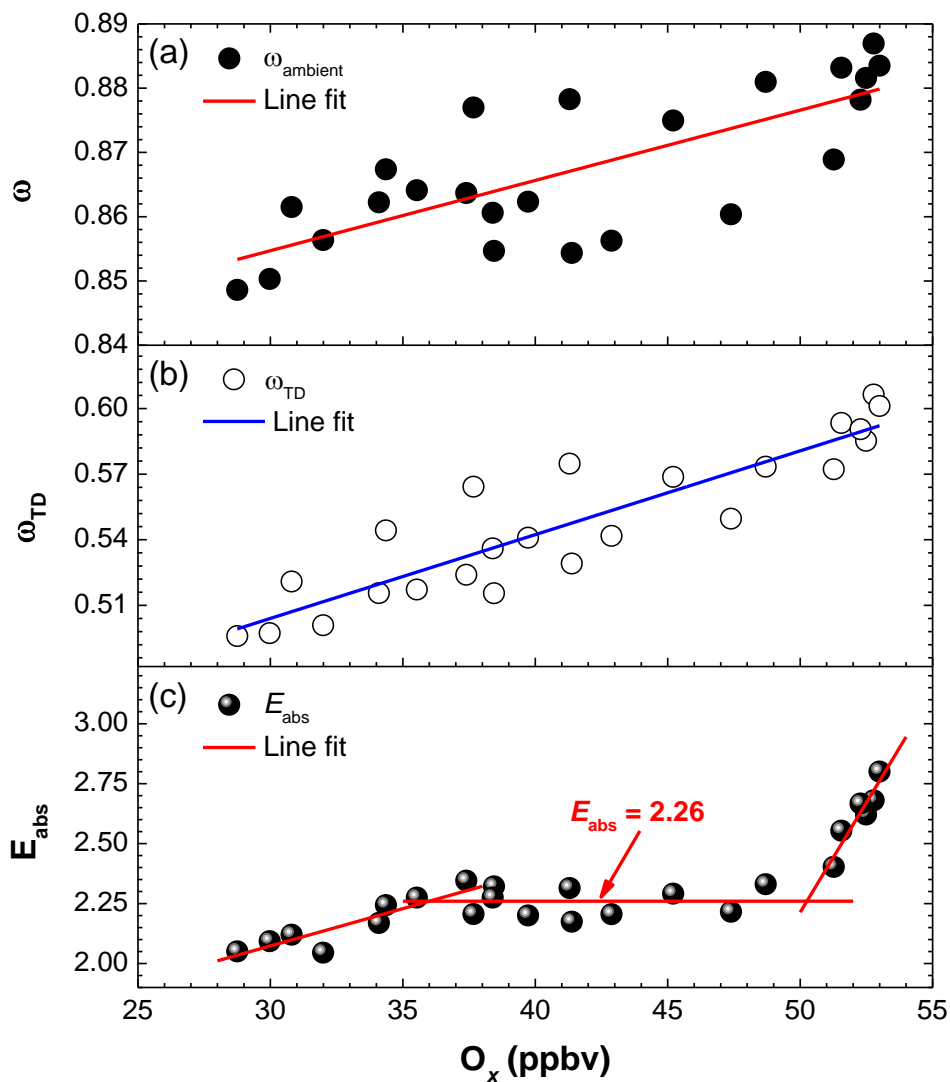
5

Figure 4: Time series of the optical parameters and absorption enhancement (E_{abs}) at $\lambda = 532 \text{ nm}$ at a time resolution of 10 min. Properties shown are the extinction (b_{ext}), scattering (b_{scat}), and absorption coefficients (b_{abs}), the SSA (ω) of ambient particles (b_{ambient}) and particles passed through the thermodenuder (b_{TD}) at $300 \text{ }^\circ\text{C}$ (after correcting for particle losses).

10

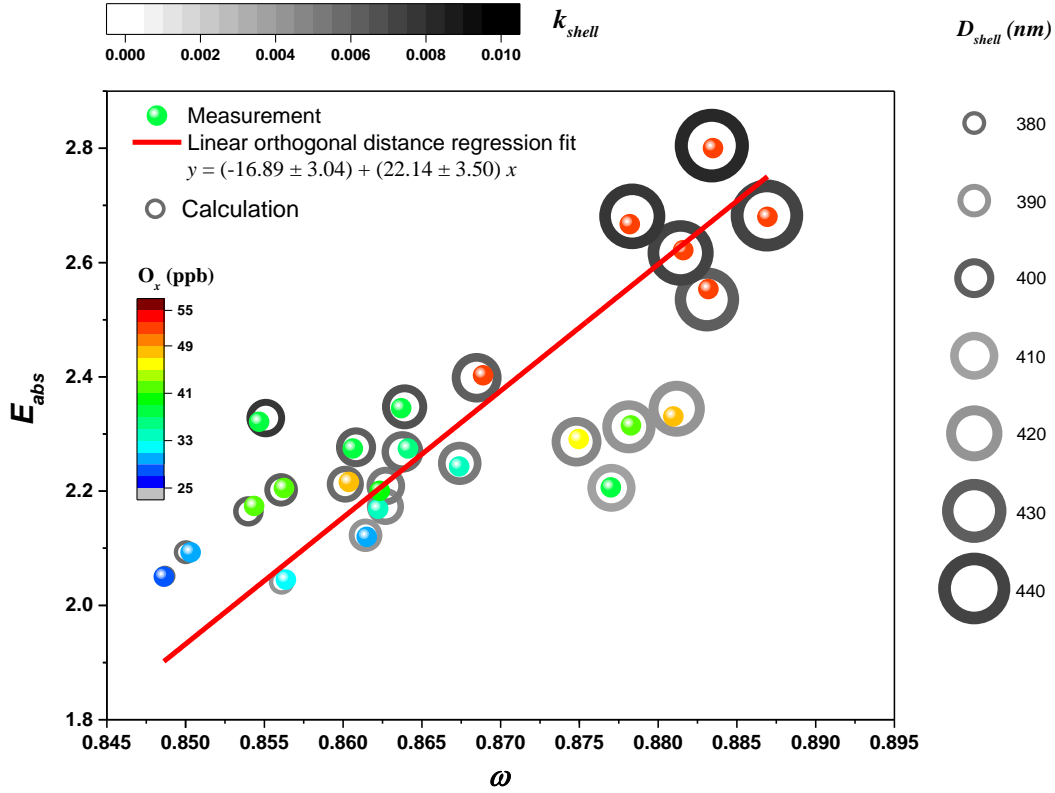


5 **Figure 5:** The observed diurnal variation of aerosol optical parameters (extinction (b_{ext}), scattering (b_{scatt}), absorption (b_{abs}) coefficients, and SSA (ω) of ambient particles ($b_{ambient}$, (a)-(c), (g)) and particles passed through the thermodenuder at 300 °C after correcting for particle losses (b_{TD} , (d)-(f), (h)). The absorption enhancement (E_{abs} , (i)) was calculated as the ratio between $b_{abs, ambient}/b_{abs, TD}$. The mass concentrations of $PM_{2.5}$ (j), and the mixing ratios of CO (k) and O_x (l) are also shown for assessing the effect of photochemical oxidation. The optical measurement at $\lambda = 532$ nm covered the period June 16 to July 23 2016. The box and whisker plots show the mean (dots), median (center solid line), lower and upper quartile (boxes) and 5th and 95st percentile (whiskers).

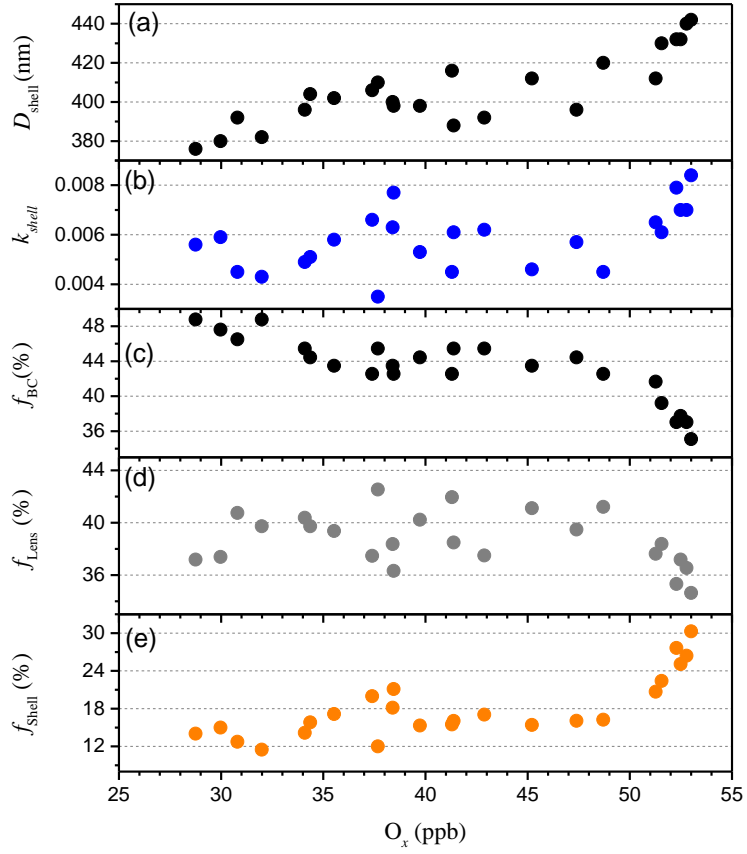


5

Figure 6: Relationship between diurnally-averaged (a) ω , (b) ω_{TD} , and (c) E_{abs} with diurnally-averaged O_x concentrations. A linear orthogonal distance regression fit of the data is shown in the figure for better representing the trends of corresponding parameters with the increment of the oxidant concentration.



10 **Figure 7:** Scatter plot of E_{abs} and ω for different photochemical oxidant concentrations. Variation of the observed diurnally-averaged absorption enhancement and SSA (solid points, color-coded with respect to the concentrations of O_x) is used for the linear fit. Both E_{abs} and ω increase with O_x mixing ratio. The open circles are the single-particle Mie theory calculation results with an optimized BC core size of 160 nm. The CRI of BC was fixed at $1.85 + i 0.71$. The real part of the CRI of the coating material was fixed at 1.55. The changes of the imaginary part of the CRI and the thickness of the coating material were color-coded and shown as the different dimensions open circle.



5

10 **Figure 8:** Relationship between the calculated values of : (a) thickness (D_{shell}) and (b) imaginary part of the CRI (k_{shell}) of the coated materials, and the relative contribution of (c) the absorption of BC (f_{BC}), (d) lensing effect (f_{Lens}), and (e) absorption of the shell (f_{Shell}) with O_x concentrations.