

Authors' Reply

The authors appreciate the helpful and constructive comments. In the following, the comments are printed in *italic face* while our replies are printed in normal roman face.

Reviewer Comment 1 by Chris Boone:

This article presents a comprehensive look at a molecule with an important role in atmospheric chlorine processing. I have no major concerns, but there are a few typos and wording issues (described below)

We are happy about this encouraging general statement and we appreciate the help to improve the language and the clarity of the paper. Thanks a lot, Chris!

page 2, line 25: Remote sensing of ClONO₂ from ground > from the ground
Corrected.

page 2, line 27: because the ray-path avoided to cross the humid boundary layer which has lead to a much clearer spectral signature of ClONO₂. > Awkward wording. Suggest “: :because the measured light does not pass through the humid boundary layer, yielding a much clearer spectral signature from ClONO₂.”
Corrected.

page 2, line 31: Summaries of stratospheric chlorine chemistry and its history is given > are given
Corrected.

page 3, line 2: in atmospheric sciences it is relevant as a stratospheric trace gas > Awkward wording. Suggest “in the stratosphere it is a trace gas with a significant role in chlorine-related chemistry.”
Corrected.

page 4: Why did Equation 3 end up on two lines? It would look better on one line.

You are right for the discussion paper which is type-set in a one-column format. In order to avoid additional type-setting errors when transforming the paper from the 1-column discussion format to the 2-column ACP journal format, we have typeset all equations in a way that nothing has to be changed for the final 2-column format.

page 6, line 1: Along with photodissociation, also these sinks depend on sunlight > Awkward wording. Suggest “Although no photons are explicitly involved in the above reactions, these sinks have an implicit dependence on sunlight”

We have changed the wording as suggested except from “above” which we have replaced with the equation numbers.

page 7, line 12: *The product Cl is involved in catalytic ozone destruction > I believe you mean BrCl, not Cl*

No, we mean the atomic Cl resulting from the photolysis of Cl₂. We have rewritten the sentence for clarity: "... is photolyzed by sunlight in polar spring to give atomic Cl which is..."

page 7, line 20: *The variable k is used for both rate constant and the Boltzmann constant. Perhaps you should use a different label for the Boltzmann constant (k_B ?)*

Done.

page 9, line 17: *The net reaction R25 indicates a photon (hv) was involved, but no photon appears in any of the reactions involved (R21-R24)*

Corrected

page 9, line 23: *but also allow that chlorine is transported over long distances without reaction. > Awkward wording. Suggest "...but also allow chlorine to be transported over long distances without reaction."*

Corrected

page 10, line 14 (R31): *The net reaction R31 does not indicate any photons (hv), but the reactions indicate that there were two photons involved*

Corrected

page 11, line 5: *which is only available in seizable amounts > sizeable amounts*

Corrected

page 11, line 16: *sedimentation of HNO₃-laden particles > HNO₃-laden*

Corrected

page 11, line 21: *This in tendency counter-balances > Awkward wording ("in tendency"). Either delete this phrase or change the wording to something like "...tends to counterbalance..."*

Corrected

page 12, line 5: *formation of seizable amounts > sizeable amounts*

Corrected

page 13, line 1: *if temperatures are below 190 K a lot of aerosol is available. > Suggest "...if temperatures are below 190 K and a lot of aerosol particles are available."*

Corrected

page 14, line 11: *de-accelerate > decelerate*

Corrected (also in l. 13)

page 15, line 4: *An example of these cross sections are* > *An example of these cross sections is...*

Corrected

page 15, lines 6-8: *The recent version of the HITRAN (high resolution transmission) spectra database (Gordon et al., 2017) recommends the usage of these absorption cross sections for atmospheric research. The spectra are part of the HITRAN recommendations since the version of 2004 (Rothman et al., 2005).* > *Suggest “These absorption cross sections are recommended for use in atmospheric research by the most recent version of the HITRAN (high resolution transmission) spectral database (Gordon et al., 2017) and have been the recommendation since the 2004 version of HITRAN (Rothman et al., 2005).”*

Corrected

page 15, line 15: *In their paper these authors also summarize* > *Perhaps “The paper also summarizes...”*

Corrected

page 17, line 18: *Table Mountain Observatory, California Gunson and Irion (1991)* > *Brackets misplaced in reference: “(Gunson and Irion, 1991)”*

Corrected

page 19, line 26: *reported by von Clarmann et al. (1997); Wetzel et al. (2006, 2008, 2010, 2013), Many of these flights...* > *the “;” should technically be replaced by “and”, and there is a comma at the end of the sentence instead of a period*

Corrected.

page 20, line 15: *periods of particularly sparse measurements in 2006 and 2006.* > *2006 is repeated (2005 and 2006?)*

Corrected.

page 20, line 16: *While not part in the original MIPAS ESA data product* > *While not part of the...*

Corrected.

page 21, line 30: *A similar technique has been applied by Von Hobe et al. (2003); Stroh et al. (2011) with the HALOX instrument.* > *Again the “;” should be “and”*

Corrected.

page 21, line 30: *A maximum of ClONO₂ with 1.5 ppbv at 27 km altitude before sunrise is observed, which is decreasing one hour after sunrise down to 1.3 ppbv until two hours after sunrise* > *Suggest (if I interpret this correctly) “The maximum volume mixing ratio for ClONO₂ was 1.5 ppbv, observed at an altitude of 27 km one hour before sunrise. During the time period of one to two hours*

after sunrise, ClONO₂ levels decreased to 1.3 ppbv.”
Corrected.

page 21, line 31: They explain this decrease > They explained this decrease...
Corrected.

page 23, line 3: Rinsland et al. (2010) found that ClONO₂ stopped to increase.
> stopped increasing
Corrected.

Thanks again, Chris!

Review RC2:

The paper gives a very nice and detailed overview on atmospheric ClONO₂. The authors have spent a lot of time on collecting all the different pieces of information to give a complete picture on atmospheric ClONO₂. The paper is very well written, and the reference list is very good.

The authors are thankful for the appreciation of their work and for the advice how to make the paper more complete and clearer.

I have only one major comment. Since ClONO₂ shows a high variability in the atmosphere, and its concentration in the stratosphere is directly linked to HCl and the CFCs, the authors might think about showing the long-term trend of HCl and may be one of the CFCs. Otherwise Fig. 3 gives the impression as if the long-term trend of ClONO₂ is small.

We have included a figure from DeMaziere et al., 2018, which shows trends of ClONO₂ and HCl. This figure is now part of the “Trends of ClONO₂” section.

Minor comments: Page 2, line 30: It would make sense to give here already the NDACC reference (deMaziere et al., 2018).

Yes, indeed. Done.

The two papers mentioned by M. J. Tang in his review should be included.
These papers have been included.

The authors might think about including the paper by Rex et al (Prolonged stratospheric ozone loss in the 1995/96 Arctic winter, Nature, 389, p. 835-838, 1997), where ClONO₂ is also shown.

Done.

Figure 1, Table 1, Table 2: It would make sense to give here a reference.

Figure 1 was not copied from elsewhere but drawn in LaTeX by the 1st author:

```
\begin{figure}  
  \chemfig{N^{+}(-#(0pt,5pt)[: -30](0(-[:30] Cl)))=([:90]O)}
```

```

(-[:210]{^-}0)}
\hspace{2mm}$\longleftarrow$\hspace{2mm}
\chemfig{N^+(-#(0pt,5pt)[:30](0(-[:30] Cl)))
(([:90]0)([:180]{-\quad}))([:210]0)}
\caption{\label{fig_structure}The chemical structure of
chlorine nitrate.}
\end{figure}

```

There exist similar figures in the internet we have used for “inspiration” but these are in the public domain. For the values in the tables, a reference has been added.

Regarding the stratospheric ozone chemistry, the most important trace gas resulting from reactions of ClONO₂ is ClO. The authors might think about writing a bit more on the ClO molecule, and not only give the important reactions.

We have checked the manuscript with respect to this and we have found that the role of ClO in the context of polar stratospheric ozone chemistry is discussed at some length in Section 6.2. We are somewhat reluctant to include too much information on chlorine monoxide besides what is relevant in a direct context of ClONO₂ because we hope that not too far in the future there will be a dedicated article on ClO in the Encyclopedia of Geosciences.

Page 9, line 18: I do not fully understand the sentence: The reason is that there is typically much less reactive chlorine available than released from the chlorine source gases. May be rewording it a bit?

Slightly reworded: “The reason is that there is typically not all of the reactive chlorine released from the chlorine source gases is available for ozone destruction. Instead, reaction ...”

Page 15, line 3: Instead of: a spectrally highly resolving Fourier transform spectrometer. better: a high resolution Fourier transform spectrometer
Corrected.

Comment SC1:

The authors provided a nice overview of heterogeneous reactions of ClONO₂ in Section 5.2. May I draw their attentions to my work in which heterogeneous reactions of ClONO₂ with TiO₂ and SiO₂ aerosol particles were studied (Tang et al., 2016)?

Tang, M. J., Keeble, J., Telford, P. J., Pope, F. D., Braesicke, P., Griffiths, P. T., Abraham, N. L., McGregor, J., Watson, I. M., Cox, R. A., Pyle, J. A., and Kalberer, M.: Heterogeneous reaction of ClONO₂ with TiO₂ and SiO₂ aerosol particles: implications for stratospheric particle injection for climate engineering, Atmos. Chem. Phys., 16, 15397-15412, 2016.

This reference has been included

In addition, a previous study (Molina et al., 1997) explored heterogeneous reaction of ClONO₂ with aluminium oxide. Molina, M. J., Molina, L. T., Zhang, R. Y., Meads, R. F., and Spencer, D. D.: The reaction of ClONO₂ with HCl on aluminium oxide, Geophys. Res. Lett., 24, 16191622, 1997.

This reference has been included

The authors thank Dr Tang for helping us to make the paper more comprehensive.

Further Errors Detected by the Authors:

Eq. 3: In the denominator of the exponent, 1, inf should have been a subscript. This has been corrected.

p20 l16: “Initially” inserted, because otherwise this sentence makes no sense.

Table with links to original data: The ILAS and ILAS-II links have been updated. Also the CRISTA-NF footnote has become obsolete and has thus been removed.

Chlorine Nitrate in the Atmosphere

Thomas von Clarmann and Sören Johansson

Karlsruhe Institute of Technology, Institute of Meteorology and Climate Research, Karlsruhe, Germany

Correspondence: Thomas von Clarmann (thomas.clarmann@kit.edu)

Abstract. This review article compiles the characteristics of the gas chlorine nitrate and discusses its role in atmospheric chemistry. Chlorine nitrate is a reservoir of both stratospheric chlorine and nitrogen. It is formed by a termolecular reaction of ClO and NO₂. Sink processes include gas-phase chemistry, photo-dissociation, and heterogeneous chemistry on aerosols. The latter sink is particularly important in the context of polar spring stratospheric chlorine activation. ClONO₂ has vibrational-rotational bands in the infrared, notably at 779 cm⁻¹, 809 cm⁻¹, 1293 cm⁻¹, and 1735 cm⁻¹, which are used for remote sensing of ClONO₂ in the atmosphere. Mid-infrared emission and absorption spectroscopy have long been the only concepts for atmospheric ClONO₂ measurements. More recently, fluorescence and mass spectroscopic in situ techniques have been developed. Global ClONO₂ distributions have a maximum at polar winter latitudes at about 20–30 km altitude, where mixing ratios can exceed 2 ppbv. The annual cycle is most pronounced in the polar stratosphere, where ClONO₂ concentrations are an indicator of chlorine activation and de-activation.

1 Introduction

The species NO₃Cl was first discovered by Martin and Jacobson in 1955 and called ‘nitroxyl chloride’ (Martin and Jacobsen, 1955; Martin, 1958). In the literature of atmospheric sciences, this species is usually written ClONO₂ or ClNO₃ and called ‘chlorine nitrate’, although it can be challenged if this species is indeed rightly called a ‘nitrate’. It is also known as ‘chloro nitrate’, ‘nitryl hypochlorite’ or ‘nitroxyl chloride’. It is a stratospheric species and acts as a reservoir of both reactive chlorine and nitrogen. In polar spring it is involved in heterogenic reactions in the stratosphere that release active chlorine which destroys ozone.

2 History

Rowland et al. (1976) proposed the existence of ClONO₂ in the stratosphere. First observations of this species were reported by Murcray et al. (1977) who used a balloon-borne mid-infrared solar occultation spectrometer. The spectral region near 780 cm⁻¹ was used for analysis. These authors mentioned the possibility of ClONO₂ being a chlorine reservoir but then could only infer upper limits from their measurements. Improved measurements by the same group (Murcray et al., 1979), now in the 1292 cm⁻¹ spectral region, allowed the first retrieval of a vertical ClONO₂ profile. In order to better constrain the knowledge on stratospheric chemistry, further balloon-borne solar occultation measurements were carried out (Rinsland et al., 1985; Payan et al., 1998; Toon et al., 1999). In addition, solar absorption measurements of ClONO₂ were performed from aircraft (Mankin

and Coffey, 1989; Mankin et al., 1990; Toon et al., 1992). The discovery of the ozone hole in the Antarctic (Chubachi, 1984b; Farman et al., 1985) had shifted the research interest towards polar latitudes but solar absorption measurements, requiring sunlight, were not adequate to monitor related trace gases in the polar night. Emission spectroscopy was developed as an alternative observational technique (Fischer et al., 1983; Brasunas et al., 1986), and the first measurements of nighttime profiles of ClONO₂ were reported by von Clarmann et al. (1993), who used measurements recorded by a balloon-borne limb infrared emission spectrometer. In the following, ClONO₂ infrared emission measurements were also made from aircraft (Blom et al., 1995; Glatthor et al., 1998). Since then, numerous balloon-borne and aircraft missions provided ClONO₂ measurements.

The then recognized importance of this gas triggered spectroscopic laboratory measurements with the goal to improve its absorption cross-sections (Ballard et al., 1988; Birk and Wagner, 2000, e.g.).

ClONO₂ was first measured from space in solar occultation with the Atmospheric Trace Molecule Spectroscopy (ATMOS) instrument, first from Spacelab 3 and later from further space shuttle missions (Zander et al., 1986; Rinsland et al., 1994). Further space-borne solar occultation measurements were made with the Improved Limb Atmospheric Spectrometers (ILAS and ILAS-II) on the Advanced Earth Observing Satellite (ADEOS and ADEOS-II) (Nakajima et al., 2006; Hayashida et al., 2007; Griesfeller et al., 2008) and the Atmospheric Chemistry Experiment–Fourier Transform Spectrometer (ACE-FTS) on Scisat (e.g., Wolff et al., 2008). The first global ClONO₂ measurements in limb emission were made with the Cryogenic LIMB Array Etalon Spectrometer (CLAES) on the Upper Atmosphere Research Satellite (UARS) (Roche et al., 1993, 1994). Another space-borne mission to measure ClONO₂ limb emission was the Cryogenic Infrared Spectrometers and Telescopes for the Atmosphere (CRISTA) instrument (Riese et al., 1997, 1999). The Michelson Interferometer for Passive Atmospheric Sounding (MIPAS) provided the first long-term spaceborne measurements with global coverage of this reservoir gas. Being a limb emission instrument, it provided data also for polar night regions (Höpfner et al., 2004). After an instrument failure in 2004 the MIPAS measurement allowed only measurements at reduced spectral resolution but ClONO₂ could still be measured (von Clarmann et al., 2009). Thermal dissociation/resonance fluorescence was the first in situ technique to measure ClONO₂ (<http://airbornescience.nasa.gov/instrument/ClONO2>, retrieved on 23 January 2017). Meanwhile also mass-spectroscopy is used for in situ detection of ClONO₂ (Marcy et al., 2005; Jurkat et al., 2016).

Remote sensing of ClONO₂ from the ground relies entirely on high resolution Fourier transform spectrometry. First ground-based measurements of this reservoir gas are reported by Zander and Demoulin (1988). The measurement site was Jungfraujoch in the Swiss Alps, and its high elevation was advantageous for the measurements because the ~~ray-path avoided to cross measured light does not pass through~~ the humid boundary layer ~~which has lead to~~, yielding a much clearer spectral signature of ~~ClONO₂ClONO₂~~. Today this gas is routinely measured for monitoring purposes from stations cooperating in the framework of the Network for Detection of Atmospheric Composition Change (NDACC) (e.g. Reisinger et al., 1995; Rinsland et al., 2003; Kohlhepp et al., 2011)([De Mazière et al., 2018](#)).

Summaries of stratospheric chlorine chemistry and its history ~~is-are~~ given by, e.g., Brasseur and Solomon (2005) or von Clarmann (2013).

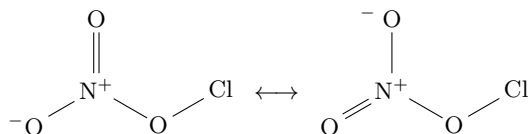


Figure 1. The chemical structure of chlorine nitrate.

Involved atoms	Value
Cl-O-N	113°
O-N-O	118.7°
	108.8°
	132.6°

Table 1. Bond Angles of ClONO₂, [from Rankin and Robertson \(1994\)](#)

3 The Geometrical Structure

While ClONO₂ is a yellowish liquid at surface conditions below 295.5 K, in [atmospheric sciences it is relevant as a stratospheric trace gas](#) [the stratosphere it is a trace gas with a significant role in chlorine-related chemistry](#). Its molar mass is 97.46 g/mol.

- 5 The structure of chlorine nitrate is shown in Fig. 1. Tables 1 and 2 show the bond angles and bond lengths.

4 Sources

In the atmosphere, chlorine nitrate is formed by a three body reaction of chlorine monoxide (ClO), nitrogen dioxide (NO₂), and a third body M which is required to deactivate the activated complex of ClO and NO₂ which otherwise would immediately decompose to ClO and NO₂ (for details, see, e.g., Brasseur and Solomon 2005, Chapter 2.4.3., or Rowland et al. 1976).



While ClO is a radical which is directly involved in ozone destruction, the resulting ClONO₂ is harmless for the ozone layer until the chlorine atoms are released again through heterogeneous reactions on polar stratospheric clouds in the polar winter vortex (see, Section 5.3). Species which bind reactive chlorine are called ‘chlorine reservoir species’, as opposed to ‘source gases’ or ‘active chlorine’. ‘Source gas’ is an overarching term for more or less stable species which are released at the Earth’s

Between nuclei of	Value
Cl-O	167.3 pm
(Cl-O)-N	149.9pm
NO	119.6pm

Table 2. Bond lengths of ClONO₂, [from Rankin and Robertson \(1994\)](#)

surface and transported into the stratosphere. ‘Active chlorine’ designates the radicals which are directly involved in ozone destruction.

The currently recommended value for rate coefficient k_1 as a function of temperature T is based on a low pressure limit of

$$5 \quad k_{1;0} = 1.8 * 10^{-31} \left(\frac{T}{300} \right)^{-3.4}, \quad (1)$$

where laboratory measurements from Zahniser et al. (1977), Birks et al. (1977), Lee et al. (1982), Leu (1984), Wallington and Cox (1986), Cox and Hayman (1988) and Molina et al. (1980) were accommodated. The corresponding high pressure limit is based on calculations by Golden and Smith (2000), who used the Rice-Ramsberger-Kassel-Marcus (RKKM) theory of chemical reactivity (Rice and Ramsperger, 1927; Kassel, 1928; Marcus, 1952):

$$10 \quad k_{1;inf} = 1.5 * 10^{-11} \left(\frac{T}{300} \right)^{-1.9} \quad (2)$$

With these, the pressure and temperature-dependent rate coefficient can be estimated as a quasi bi-molecular rate coefficient as (Burkholder et al., 2015)

$$k_1([M], t) = \left(\frac{k_{1,0}(T)[M]}{1 + \frac{k_{1,0}(T)[M]}{k_{1,inf}(T)}} \right) 0.6 \frac{\left(1 + \left(\log_{10} \left(\frac{k_{1,0}(T)[M]}{k_{1,inf}(T)} \right) \right)^2 \right)^{-1}}{\left(1 + \left(\log_{10} \left(\frac{k_{1,0}(T)[M]}{k_{1,inf}(T)} \right) \right)^2 \right)^{-1}} \quad (3)$$

15 5 Sinks

The sinks of ClONO₂ are photolysis, gas phase reactions, and heterogeneous reactions.

5.1 Photolysis

ClONO₂ is photolyzed by radiation of wavelengths between 196 and 432 nm. The temperature dependent absorption cross sections currently recommended by Burkholder et al. (2015) have been measured by Burkholder et al. (1994). The absorption cross section spectra for 200, 250, and 296 Kelvin are shown in Figure 2. The photodissociation can lead to different products. The first photolysis channel is:



For this reaction, Burkholder et al. (2015) recommend the following wavelength-dependent quantum yield Φ_1 :

$$25 \quad \begin{aligned} \Phi_1 &= 0.6 && (\lambda < 308 \text{ nm}) \\ \Phi_1 &= 7.143 * 10^{-3} \lambda - 1.60 && (308 \text{ nm} < \lambda < 364 \text{ nm}) \\ \Phi_1 &= 1.0 && (\lambda > 364 \text{ nm}), \end{aligned}$$

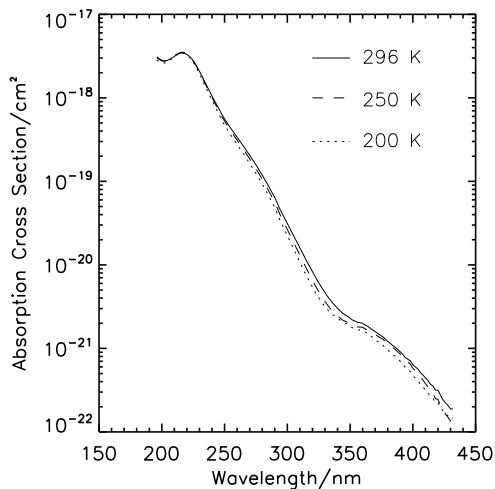


Figure 2. : ClONO₂ UV absorption cross sections at 200 K (dotted), 250 K (dashed), and 296 K (solid).

where λ is the wavelength in nm. The second channel is



and its recommended quantum yield Φ_2 is $1 - \Phi_1$. In earlier work a third channel was postulated (Brasseur and Solomon, 2005), namely



In the most recent JPL recommendation on kinetic data (Burkholder et al., 2015), however, it is stated that there is no evidence of any relevance of this channel. The recommended quantum yields are based on work by Nelson et al. (1996), Moore et al. (1995), Nickolaisen et al. (1996), and Ravishankara (1995).

10 5.2 Gas Phase Reactions

The most important gas phase loss reactions of ClONO₂ are (Brasseur and Solomon, 2005)



Reaction	Rate Coefficient	A	E/R	Reference
R5	k_2	3.6×10^{-12}	840	(Goldfarb et al., 1998) (Molina et al., 1977) (Kurylo, 1977)
R6	k_3	6.5×10^{-12}	-135	(Yokelson et al., 1995) (Margitan, 1983)
R7	k_4	1.2×10^{-12}	330	(Zahniser et al., 1977)

Table 3. Rate constants of bi-molecular gas-phase sinks of ClONO₂. The Arrhenius factors A are given in units of cm³molecule⁻¹s⁻¹. The temperature dependence E/R (activation energy over universal gas constant) is given in units of Kelvin. The values are taken from Burkholder et al. (2015)

Along with photodissociation, also these sinks depend. Although no photons are explicitly involved in reactions R5–R7, these sinks have an implicit dependence on sunlight, because the reactants have a diurnal cycle themselves and are more abundant in the sunlit atmosphere. The related rate coefficients k_i are temperature dependent, as described by the Arrhenius (1889)

5 formalism:

$$k(T) = A \exp - \frac{E/R}{T} \quad (4)$$

The pre-exponential Arrhenius factors and the so-called ‘activation temperatures’ E/R , where E is the activation energy and R the gas constant, are listed in Table 3. Further gas phase sinks are listed in Burkholder et al. (2015) but are reported to be too slow to have any significant effect on atmospheric chemistry:



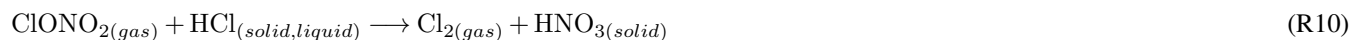
and



5.3 Heterogeneous Reactions

The medium for heterogeneous reactions of ClONO₂ are predominantly polar stratospheric clouds (PSCs), which form only in particularly cold polar winter vortices. Drdla and Müller (2012) also highlight the relevance of cold binary aerosol particles. These reactions reactivate the inorganic chlorine which is available in the form of chlorine reservoir species HCl and ClONO₂. Størmer (1929, 1932) was the first to observe stratospheric clouds. These observations were a side effect of observations of the aurora borealis. The altitude of these clouds was estimated at 21-25 km altitude. First space-borne PSC measurements were

made with the Stratospheric Aerosol Measurement II (SAM-II) on the Nimbus-7 satellite (McCormick et al., 1982). The role of heterogeneous reactions on surfaces of cloud particles in the explanation of the Antarctic ozone hole was first discussed by Solomon et al. (1986), suggesting the relevance of Reaction R10. It was found that cold temperatures in the history of the air parcel were essential for chlorine activation, i.e. for the release of reactive chlorine from its reservoirs. The heterogeneous reactions of ClONO₂ relevant for chlorine activation (See, Section 6.2) are (Molina et al., 1987; Tolbert et al., 1987, 1988; Hanson and Ravishankara, 1991a, 1992b, 1993a)



The product HOCl is a short-lived chlorine reservoir in itself and releases Cl₂ via heterogeneous reaction with HCl. The product Cl₂ is photolyzed by sunlight in polar spring ~~-.The product Cl-~~ to give atomic Cl which is involved in catalytic ozone destruction.

Such heterogeneous reactions are typically modeled as pseudo-first-order reactions, where the reaction rate depends only on the concentration of the reactant and a rate coefficient (Brasseur and Solomon, 2005):

$$\frac{d[\text{ClONO}_2]}{dt} = -k\text{ClONO}_2 \quad (5)$$

t is time and brackets indicate concentrations. The rate coefficient k of the respective heterogeneous reaction is

$$20 \quad k = \frac{\gamma \bar{c} A}{4} \quad (6)$$

γ is the surface reaction probability. Its values are tabulated in Table 4. A is the surface area density of the aerosol, and \bar{c} is the mean thermal speed of a ClONO₂ molecule. It is calculated as

$$\bar{c} = \sqrt{\frac{8kT}{\pi m}} \sqrt{\frac{8k_B T}{\pi m}} \quad (7)$$

where ~~k~~ k_B is the Boltzmann constant, T is temperature, and m is the molecular mass of ClONO₂.

25 Heterogeneous reactions of ClONO₂ on other surfaces have been investigated, e.g., by Hanson and Ravishankara (1991b); Hanson and Lovejoy (1995); Ball et al. (1998) for sulfuric acid solutions, Finlayson-Pitts et al. (1989) for NaCl particles, ~~and~~ Berko et al. (1991) for NaBr particles, and Molina et al. (1997) for aluminum oxide. The reader is referred to Burkholder et al. (2015) for a compilation of related reaction probabilities. In addition, hydrolysis reactions of ClONO₂ on TiO₂ and SiO₂ surfaces have been investigated by Tang et al. (2016).

Table 4. Relevant surface reaction probabilities as recommended by Burkholder et al. (2015). Their document contains reaction probabilities for further surfaces not mentioned here.

Reaction	Surface	Temperature / K	γ	Reference
R10	Water Ice (H ₂ O(s))	180-200	0.3	Hanson and Ravishankara (1991a) Chu et al. (1993) Leu (1988)
	Nitric Acid Ice (HNO ₃ ·3H ₂ O·HCl)	185-210	0.2	Abbatt and Molina (1992) Carslaw and Peter (1997)
	Sulfuric Acid (H ₂ SO ₄ ·nH ₂ O(l)·HCl(l))	195-235	see, Burkholder et al. (2015, p. 5-114)	Shi et al. (2001)
R11	Water Ice (H ₂ O(s)·HBr(s))	200	>0.3	Hanson and Ravishankara (1992b) Allanic et al. (2000)
	Nitric Acid Ice (HNO ₃ ·3H ₂ O·HBr(s))	200	>0.3	Hanson and Ravishankara (1992b) Allanic et al. (2000)
R12	Water Ice (H ₂ O(s))	180-200	0.3	Hanson and Ravishankara (1991a, 1992a, 1993b) Chu et al. (1993)
	Liquid Water (H ₂ O(l))	270-290	0.025	Deiber et al. (2004)
	Nitric Acid Ice (HNO ₃ ·3H ₂ O(s))	200-202	0.004	Hanson and Ravishankara (1991a, 1992a, 1993b) Barone et al. (1997)
	Sulfuric Acid (H ₂ SO ₄ ·nH ₂ O(l))	200-265	see, Burkholder et al. (2015, p. 5-111)	Shi et al. (2001)


6 The Role of ClONO₂ in Atmospheric Chemistry

6.1 ClONO₂ as a stratospheric chlorine reservoir

Chlorine source gases – chiefly CH₃Cl, CFC-12, CFC-11, CCl₄, HCFC-22, CH₃CCl₃ – are decomposed in the stratosphere by photolysis, OH chemistry or O¹D chemistry and finally release chlorine radicals Cl or ClO. These reactive chlorine species in principle have the potential to destroy large amounts of ozone via the the catalytic reaction cycle (Stolarski and Cicerone, 1974; Molina and Rowland, 1974)



In the lower stratosphere, however, the equilibrium of O and O₃ is shifted massively towards the latter, making the above ClO_x-cycle inefficient due to the lack of atomic oxygen (Salawitch et al., 1993; Molina, 1996). Here, the following, so-called ‘dimer cycle’ gains relevance (Molina and Molina, 1987; Cox and Hayman, 1988; Barrett et al., 1988; Anderson et al., 1989):



10



Similarly, the coupled catalytic cycle involving also bromine radicals Br and BrO is also independent of atomic oxygen McElroy et al. (1986b); Barrett et al. (1988).



20



Under normal conditions, these catalytic cycles are much less disastrous than one might think. The reason is that there is typically ~~much less reactive chlorine available than~~ not all of the reactive chlorine released from the chlorine source gases is available for ozone destruction. Instead, reaction of the chlorine radicals with other atmospheric species binds them, forming

so-called reservoir gases, which are relatively inert (Rowland et al., 1976; Zahniser et al., 1977; Birks et al., 1977). HCl and ClONO₂ are the most important chlorine reservoir gases in the atmosphere. The latter is formed by reaction R1. The importance of these reservoirs consists not only in the temporary deactivation of reactive chlorine but also allow ~~that chlorine is~~ chlorine to be transported over long distances without reaction. Release of reactive chlorine from its reservoirs is essential to understand stratospheric chemistry. In the case of chlorine nitrate, the heterogeneous reactions R10 – R12 are particularly important release reactions. After finding evidence of ClONO₂ in the stratosphere, Murcray et al. (1977) were the first to suggest that ClONO₂ can act as a chlorine reservoir.

There exists, however, a catalytic ozone destruction cycle which involves ClONO₂ (Brasseur and Solomon, 2005). Its importance lies in the fact that there exists a ClONO₂ photolysis pathway which generates atomic chlorine.



Further catalytic cycles exist, involving HO_x and NO_x chemistry (Hampson, 1964; Crutzen, 1970)

6.2 ClONO₂ and Polar Stratospheric Ozone Chemistry

The detection of the Antarctic ozone hole by Chubachi (1984a) and Farman et al. (1985) puzzled the scientific community. This massive destruction of ozone in the lower polar spring stratosphere begged for explanation, because it could be quantitatively reproduced neither with the chlorine cycles (R13–R15) nor similar cycles involving NO and NO₂ or OH and HO₂. Models predicted largest ozone destruction in the middle and upper stratosphere at mid-latitudes where most reactive chlorine was expected due to the decomposition of chlorine source gases.

Ozone loss, however, was expected much weaker than the observed Antarctic ozone loss and not to be a seasonal but a steady phenomenon. Soon, the relevance of heterogeneous reactions to the release of reactive chlorine from its reservoirs

was recognized (Solomon et al., 1986). Measurements of reduced amounts of ClONO₂ and HCl (Farmer et al., 1987; Coffey et al., 1989; Toon et al., 1989) along with increased amounts of ClO (de Zafra et al., 1987; Solomon et al., 1987; Brune et al., 1989) supported this hypothesis. Re-appearance of sunlight after the polar night entailed photolysis of Cl₂ resulting from the heterogeneous decomposition of ClONO₂ (and similarly of HOCl resulting from the heterogeneous decomposition of HCl). Largest lower stratospheric ClO concentrations were indeed measured in sunlit air masses which had passed polar stratospheric clouds allowing heterogeneous processing (Yudin et al., 1997). Since sunlight is essential for large ozone loss, the severity of an ozone hole depends largely on how long heterogeneous chlorine activation still competes with the reformation of reservoirs in spring when enough sunlight is available for keeping the catalytic cycles going. With the catalytic dimer cycle (R16–R20) a mechanism was available, which did not depend on atomic oxygen, which is only available in ~~seizable~~ sizeable amounts at higher altitudes than those of the ozone hole. With this, the puzzle of the seasonality and the altitude range of polar stratospheric ozone destruction was solved, and measured ClO concentrations and ozone loss could be modeled reasonably well under consideration of heterogeneous chlorine activation (Jones et al., 1989). Anderson et al. (1991) estimated the contribution of the ClO dimer cycle to Antarctic ozone destruction at about 75%. For a more thorough summary of the history of ozone hole research and hypotheses suggested to explain this massive ozone depletion, see Solomon (1990), Brasseur and Solomon (2005), Solomon (1999), or von Clarmann (2013). An updated view on polar ozone chemistry, including also reactions involving sulfate aerosols, is presented by Solomon et al. (2015).

The reformation of ClONO₂ via R1 would make the catalytic ozone destruction cycle (R16–R20) less efficient. However, particles of polar stratospheric clouds can remove gaseous HNO₃ from the air, which leads to reduced amounts of reactive nitrogen, viz. NO and NO₂ (McElroy et al., 1986a). Nitrogen compounds are irreversibly removed from altitudes where the cloud particles are formed through sedimentation of HNO₃-~~laden~~-laden particles grown by condensation (Toon et al., 1986; Salawitch et al., 1988). This denitrification slows down reformation of ClONO₂ and thus has the potential to accelerate catalytic ozone destruction. While denitrification was indeed observed in polar winter vortices, (Fahey et al., 1990; Toon et al., 1990; Deshler et al., 1991), it is not necessarily correlated with the depth of the ozone hole (Santee et al., 1998; Brasseur and Solomon, 2005). Denitrification in early winter goes along with dehydration of the stratosphere, which prevents sustained springtime heterogeneous chlorine reactivation (Portmann et al., 1996; Chipperfield and Pyle, 1998). This ~~in-tendency-counter-balances~~ tends to counter-balance the effect of denitrification on chlorine activation and ozone destruction.

In summary and roughly speaking, interaction of the following processes bring about the ozone hole: In the cold polar winter vortex, where subsidence has brought air from higher altitudes rich in chlorine reservoirs down into the lower stratosphere, polar stratospheric clouds form, on the surfaces of which the chlorine reservoirs are broken up by heterogeneous reaction. Polar spring sunlight photolyzes the intermediate products and produces reactive chlorine which, chiefly via the ClO dimer cycle, destroys ozone. Denitrification contributes by removing reactive nitrogen and thus impedes efficient reformation of ClONO₂. More recent studies mention the importance of cold binary sulphate aerosol particles as surface for heterogeneous chlorine activation besides polar stratospheric clouds (Drdla and Müller, 2012).

Antarctic and Arctic polar winter ozone depletion follows roughly the same mechanisms. The most pronounced differences are that the Arctic vortex is typically not as cold as its Antarctic counterpart, entailing less frequent occurrence of polar strato-

spheric clouds. Stratospheric final warmings occur typically earlier in the season than in the Antarctic, terminating chlorine activation on polar stratospheric clouds. Stratospheric major and minor warmings which interrupt chlorine activation temporarily are common in the Arctic but occur very rarely in Antarctic winters. Due to stronger wave activity on the Northern hemisphere there are more frequent excursions of the polar vortex to sunlit lower latitudes.

Evidence of Arctic chlorine activation was furnished either by observations of ClO (Manney et al., 1994) or by measurement of largely reduced amounts of the reservoirs HCl and ClONO₂ by ground-based mid-infrared spectrometry (Adrian et al., 1994; Blumenstock et al., 1997; Notholt et al., 1994, 1995, just to name a few). The differences in typical meteorological conditions discussed above lead to differences in chlorine deactivation in Antarctic versus Arctic spring. The lack of NO₂ after denitrification rules out formation of ~~seizable~~ sizeable amounts of ClONO₂ in the Antarctic, and HCl is the chiefly formed reservoir there. Conversely, ozone is usually too high in the Arctic to allow efficient HCl formation, and denitrification is much less of an issue in the Arctic. In the sunlit atmosphere, HNO₃ is photolyzed and sufficient abundances of NO₂ thus allow re-formation of ClONO₂, which in some winters largely exceeds HCl formation (Müller et al., 1994; Adrian et al., 1994; Douglass et al., 1995; Rinsland et al., 1995; Santee et al., 1996; Payan et al., 1998; Santee et al., 2008). Huge amounts of ClONO₂ in Arctic spring were measured by, e.g., von Clarmann et al. (1993); Roche et al. (1994); Blom et al. (1995); von Clarmann et al. (1997). [A sensitivity study showing how PSC formation and denitrification affects ClONO₂ and ozone chemistry is shown in Rex et al. \(1997\) in order to explain large Arctic ozone loss in the particular cold winter of 1995/96.](#)

Since ClONO₂ formation depends on photolysis of HNO₃, largest ClONO₂ concentrations are found close to the edge of the Arctic vortex while chlorine in the dark part of the vortex remains activated longer (e.g., Toon et al., 1992). In Figure 3 the seasonal formation of ClONO₂ at polar latitudes as seen by MIPAS can be clearly seen. Figure 4 shows MIPAS measurements of ClONO₂ over the Arctic at 18 km altitude in March 2011. The ‘collar’ of enhanced values, a phenomenon first described by Toon et al. (1989) and first attributed to mixing of vortex air rich in ClO with air from lower latitudes with larger NO₂ concentrations, is clearly visible. More recent explanations of enhanced ClONO₂ abundances in this region involve in situ deactivation of ClO with NO₂ released from HNO₃ in the sunlit part of the vortex, either via photolysis or OH chemistry (Chipperfield et al., 1997).

Volcanic eruptions such as that of Mount Pinatubo can cause large stratospheric aerosol loading (e.g. Browell et al., 1993). The role of this volcanic sulfate aerosol as a medium for heterogeneous reactions releasing reactive chlorine has been discussed by (e.g. Prather, 1992; Brasseur, 1992; Toon et al., 1993b; Wilson et al., 1993; Dessler et al., 1993). Borrmann et al. (1997), however, found that chlorine activation by heterogeneous reactions on volcanic cloud droplets is much less efficient than chlorine activation by polar stratospheric clouds. According to Cox et al. (1994), ClONO₂ hydrolysis on sulfate aerosol could have sizeable effects if temperatures are below 190 K and a lot of aerosol ~~is~~ particles are available. The role of sulfate aerosols for chlorine activation in polar vortices seems limited due to the predominant chlorine activation on polar stratospheric clouds.

6.3 ClONO₂ and Extra-Polar Stratospheric Chlorine Chemistry

Polar stratospheric clouds are the most efficient but not the only medium to provide liquid or solid surfaces on which heterogeneous reactions can take place. In middle and low latitudes where temperatures are too high for the formation of polar

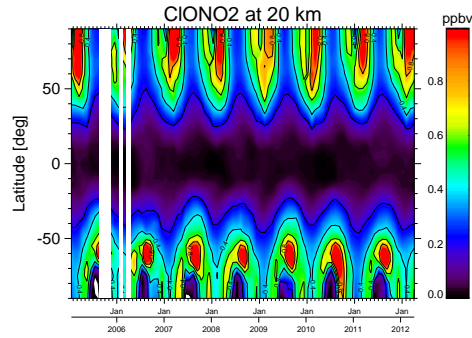


Figure 3. The temporal development of ClONO_2 at 20 km, based on MIPAS monthly mean mixing ratios. White stripes represent data gaps due to missing measurements. Figure from von Clarmann et al. (2009), used under CC Attribution 3.0 license.

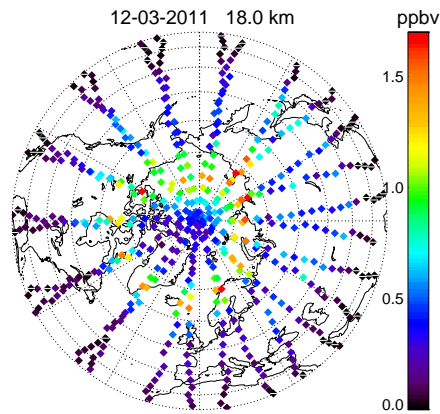


Figure 4. Chlorine nitrate measurements by MIPAS over the Arctic at 18 km altitude on 12 March 2011. The ‘collar’ of large mixing ratios surrounds the core area of the polar vortex where ClONO_2 values are lower. Figure from von Clarmann et al. (2009), used under CC Attribution 3.0 license.

stratospheric clouds, sulfate aerosol is the most likely candidate (Pitari et al., 1991). The aerosol cloud of the Mount Pinatubo eruption served as an ideal test case to investigate the role which sulfate aerosols play in mid-latitudinal stratospheric ozone depletion (McCormick et al., 1995). Both in the tropical stratosphere (Grant et al., 1992) and globally (Randel et al., 1995) less
5 ozone was found in the aerosol-loaded atmosphere after the eruption. Weaver et al. (1993) could not corroborate this hypothesis because no correlations between ozone depletion and aerosol surface area density was found. Hofmann et al. (1994), however, found that low ozone concentrations were measured in air which came from high latitudes. There cold air along with the exponential decrease of the reaction probability of R12 with temperature (Robinson et al., 1997) provided more favorable conditions for the hydrolysis of ClONO₂. Wilson et al. (1993) and Avallone et al. (1993) indeed report enhanced ClO concentrations in
10 air masses with higher aerosol loading. Chlorine activation was found to strongly depend on aerosol-loaded air being exposed to temperatures below 195 K (Kawa et al., 1997). Solomon et al. (2016) found chlorine activation on liquid sulfate aerosols near the northern monsoon regions in their model calculations.

Along with increased chlorine activation, reactive nitrogen is removed in the aerosol cloud (Fahey et al., 1993). It is for this reason that in the aerosol-loaded air after the Pinatubo eruption the chlorine catalytic cycle outweighed the nitrogen cycle and
15 was second in efficiency only to the HO_x catalytic cycle (Kinnison et al., 1994). As described above for polar ozone chemistry, removal of NO₂ via sequestering of HNO₃ on aerosol leads to reduced reformation of ClONO₂ (Tie and Brasseur, 1996), and buildup of HCl gains importance as reservoir reformation process (Webster et al., 1998).

6.4 ClONO₂ and Solar Proton Events

Solar activity does affect atmospheric chemistry in multiple ways. In particular, the role of solar proton events has been stud-
20 ied. Most investigations focus on these events as a source of NO_x (e.g. Jackman et al., 1990) but Solomon and Crutzen (1981) highlight the importance of ClO_x chemistry in this context. The question is if solar proton events accelerate or ~~de-accelerate~~
decelerate ozone destruction by active chlorine. According to theoretical studies by Jackman et al. (2000) the increased abundance of NO_x would accelerate ClONO₂ formation and thus reduce the amount of reactive chlorine and decelerate ozone
25 destruction by ClO_x. This hypothesis seemed to be refuted by von Clarmann et al. (2005) who found in MIPAS data measured after the Halloween 2003 solar proton event increased amounts of ClO in the sunlit part of the polar vortex. Only in the dark
part of the polar vortex pole-ward of 70°N ClO was observed to decrease (Funke et al., 2011). Damiani et al. (2012), however, found a negative response of ClO to the January 2005 solar proton event. This result is consistent with that of von Clarmann
et al. (2005) insofar as protons in a sunlit atmosphere lead to chlorine activation, while protons in a dark atmosphere lead to chlorine de-activation via ClONO₂ formation. Ionization rates of the solar proton event in 2012 were too small to cause
30 significant ClO changes.

6.5 ClONO₂ in the Polar Troposphere and the Marine Boundary Layer

ClONO₂ is predicted to be important in the springtime Arctic boundary layer ozone chemistry (Wang and Pratt, 2017). Via multiphase reaction it contributes to the generation of Cl₂. Associated snowpack chemistry, however, is reported to be still

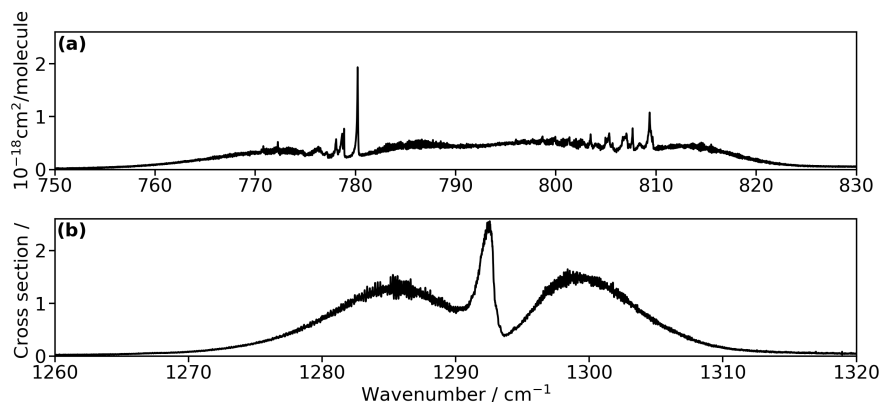


Figure 5. Example of an absorption cross section of ClONO₂ (a) ν_4 , ν_3 and (b) ν_2 bands, measured by Wagner and Birk (2003) in a cuvette at a temperature of 297.4 K and pressure of 100 hPa.

poorly understood. In a model study by Sander et al. (1999), heterogeneous reactions of ClONO₂ had only a negligible effect in the marine boundary layer.

7 Spectroscopy

- 5 As discussed in Sec. 5.1, ClONO₂ makes a contribution to the absorption cross section spectrum in the UV, where photolyzing radiation is absorbed. The UV absorption cross section is for radiation of wavelengths between 196 and 432 nm is shown in Fig. 2.

The infrared spectrum of ClONO₂ is only marginally resolved (Butler et al., 2007), thus measured absorption cross section spectra are used instead of line parameters as a reference in atmospheric radiative transfer calculations. In the infrared spectral region, Birk and Wagner (2000); Wagner and Birk (2003) measured the absorption cross section for ClONO₂ in a laboratory study. They synthesized ClONO₂ from nitrogen pentoxide (N₂O₅) and dichlorine monoxide (Cl₂O) under vacuum conditions into a gas cuvette and measured the absorption cross sections with a spectrally highly resolving high-resolution Fourier transform spectrometer. The temperature range was 190–296 K and the pressure range 0–150 hPa. An example of these cross sections are-is shown in Fig. 5 for (a) ν_4 (780 cm⁻¹), ν_3 (810 cm⁻¹) and (b) ν_2 (1290 cm⁻¹). Worst-case relative errors are reported as $+4.5\%$ -5.5%. The-These absorption cross sections are recommended for use in atmospheric research by the most recent version of the HITRAN (high resolution transmission) spectra database (Gordon et al., 2017) recommends the usage of these absorption cross sections for atmospheric research. The spectra are part of the HITRAN recommendations since the version of 2004 spectral database (Gordon et al., 2017) and have been the recommendation since the 2004 version of HITRAN (Rothman et al., 2005)."

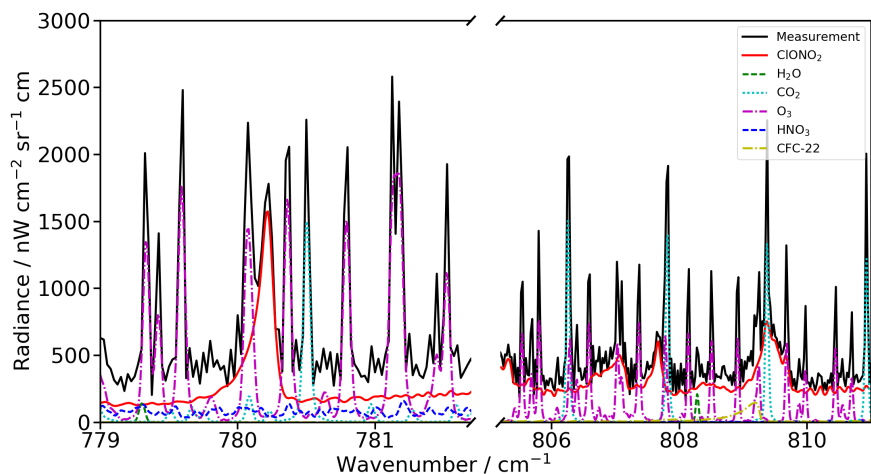


Figure 6. Example of an atmospheric limb emission infrared spectrum measured by MIPAS/Envisat (orbit 05371) on 11 March 2003 07:36:25 UTC at a tangent altitude of 17.3 km (black solid line). The contributions of single gases are calculated with the radiative transfer model KOPRA (Karlsruhe Optimized and Precise Radiative Transfer Algorithm, Stiller 2000) and shown as colored lines (ClONO₂ is shown as red solid line).

A typical spectral signal of enhanced ClONO₂ in the atmosphere is shown in Fig. 6. This measurement of MIPAS/Envisat (black line) during the Arctic springtime 2003 at a tangent altitude of 17.3 km corresponds to a retrieved volume mixing ratio of 2.3 ppbv of ClONO₂. In this spectral region of the ClONO₂ ν_4 and ν_3 band (see Fig. 6, red solid line), also other atmospheric trace (mainly O₃ and CO₂) gases have absorption features (see Fig. 6, colored lines).

Butler et al. (2007) try to understand the rotational structure of ClONO₂ from measurements in the mm and sub-mm spectral regions where the transitions are better resolved and to apply this knowledge to the infrared bands. These activities are meant as one step towards line-by-line modeling of the infrared spectrum of ClONO₂. ~~In their paper the authors paper also summarize~~ [The paper also summarizes](#) existing high-resolution studies of the ClONO₂ spectroscopy in the microwave and infrared regions, but these are of no direct relevance to atmospheric spectrometry yet.

8 Measurement Techniques

8.1 Remote Sensing

The only remote sensing technique by which ClONO₂ is measured is mid infrared spectrometry. ClONO₂ has suitable spectral bands at 779 cm⁻¹, 809 cm⁻¹, 1293 cm⁻¹ and 1735 cm⁻¹. The bands at lower wavenumbers are used both in emission and absorption geometry, while the bands at higher wavenumbers are used in absorption spectrometry only. By far the most common remote sensing technique for ClONO₂ is Fourier transform spectrometry (FTS). Some earlier measurements have been made with grating spectrometers.

8.1.1 Absorption Spectrometry

Earth observation by absorption spectroscopy uses a natural background light source. The most common source of radiation is the sun. Occasionally the moon is used (e.g., Notholt, 1994). Absorption of starlight has not yet been applied to ClONO₂.

5 The information is contained in the absorption of background radiance by atmospheric constituents. While the signal to noise ratio is superior to that of emission measurements and the temperature dependence of the signal is less of a problem, the major drawback of absorption spectrometry is that the feasibility of measurements depends on the astronomical conditions, since the line of sight of the measurement must hit the background source. Thus, solar absorption measurements are possible neither during night nor during polar winter.

10 Ground-based solar absorption spectrometry:

Earliest ground-based solar absorption measurements of ClONO₂ were made with high resolution Michelson Fourier transform spectrometers at the International Scientific Station of the Jungfrauoch, Switzerland in June 1986 (Zander and Demoulin, 1988). Measurements at this high altitude offer the advantage that the ray-path usually does not cross the moist boundary layer, that the tropospheric column of interfering species is smaller and that pressure broadening of interfering spectral lines is less relevant. Since the rotational structure and, *a fortiori*, pressure broadening, are not resolved in the case of ClONO₂, ground based measurements provide no vertical profile information but only vertical column densities. The detection of the Antarctic ozone hole provided motivation to monitor relevant species, including ClONO₂, also from ground. Farmer et al. (1987) measured Austral spring column amounts above McMurdo station with the MkIV interferometer¹. Similarly, motivated by the desire to understand Arctic ozone chemistry and chlorine activation/deactivation and to identify its similarities with and differences to the Antarctic, ground-based measurements were performed at polar research stations in Ny-Ålesund, Spitsbergen (Notholt et al., 1994, 1995), Esrange, Kiruna, Sweden (Adrian et al., 1994; Blumenstock et al., 1997, 1998; Wegner et al., 1998; Blumenstock et al., 2006), Åre, Sweden (Bell et al., 1994), Harestua, Norway (Galle et al., 1999), St. Petersburg, Russia (Virolainen et al., 2015), and Eureka, Canada (Batchelor et al., 2010). Multiple-site observations (Ny-Ålesund, Kiruna, Harestua) were reported by, e.g., Mellqvist et al. (2002). Given the strong excursions of the polar vortex, even measurements from 25 Aberdeen, Scotland (Bell et al., 1998a, b) contributed to polar ozone research. The scientific goal of these ClONO₂ measurements was to study chlorine activation and deactivation during polar winter. Early non-polar column measurements of ClONO₂ were made with the Atmospheric Trace Molecule Spectroscopy (ATMOS) instrument from the Table Mountain Observatory, California ~~Gunson and Irion (1991)~~([Gunson and Irion, 1991](#)).

Later the research interest moved towards identification of multi-year regularities and time series (Rinsland et al., 1996b; 30 Blumenstock et al., 2000; Reisinger et al., 1995; Notholt et al., 1997; Rinsland et al., 2003, 2010; Kohlhepp et al., 2011, 2012, just to name a few). Meanwhile world-wide monitoring of stratospheric ClONO₂ is performed by the Network for Detection of Atmospheric Composition Change (NDACC De Mazière et al. 2018), using high-resolution Fourier transform infrared

¹Although Farmer et al. (1987) was published before (Zander and Demoulin, 1988), the measurements reported in the latter paper preceded those of the former paper.

solar absorption spectroscopy. NDACC infrared stations are situated at Ny-Ålesund, Spitsbergen, Zugspitze, Germany, Kiruna, Sweden, Izaña, Tenerife, Thule, Greenland, Lauder, New Zealand, Arrival Heights, Antarctica, Jungfraujoch, Switzerland, Rikubetsu, Japan and Eureka, Canada². Further associated stations which made ClONO₂ measurements available are on Kitt Peak (Arizona) and Wollongong (Australia). Details on instrumentation and retrieval as well as references to the original papers are summarized in, e.g., Kohlhepp et al. (2012).

Ground-based lunar absorption spectrometry:

Since solar absorption spectrometry is not possible during polar night, the moon was identified as an alternative source of background radiation. Lunar absorption spectrometry enabled ClONO₂ measurements during the entire winter and was applied in Ny-Ålesund, Spitsbergen (Notholt et al., 1993; Notholt, 1994; Notholt et al., 1995).

Air-borne solar absorption spectrometry:

First airborne solar absorption measurements of ClONO₂ by high-resolution Fourier transform spectrometry were performed within the framework of the Airborne Antarctic Ozone Experiment (AAOE) (Coffey et al., 1989; Mankin and Coffey, 1989). The Atmospheric Effects of Stratospheric Aircraft (ASHOE/MAESA) ER-2 aircraft mission coincided in time with the ATLAS-3 space mission (Michelsen et al., 1999) (see Section 8.1.1).

Airborne ClONO₂ solar absorption measurements in the northern polar region in the context of the Airborne Arctic Stratospheric Expedition (AASE) in 1989 were reported by Mankin et al. (1990); Toon et al. (1992). ClONO₂ measurements from the follow-up campaign in 1992 (AASE-2) were published by Toon et al. (1993a).

While, as with ground-based measurements, no profile information but only vertical column densities can be measured, airborne measurements of stratospheric gases are less interfered by tropospheric constituents. Further, airborne measurements cover a wide range of geolocations. This characteristic was taken advantage of by Toon et al. (1994) who analyzed the latitude distribution of column amounts of trace gases including ClONO₂.

Balloon-borne solar occultation spectrometry:

In contrast to measurement geometries discussed so far, balloon-borne solar occultation provides profile information of ClONO₂. The rising or setting sun is observed under varying negative elevation angles. The resulting limb sequence of spectra is inverted to give an altitude profile of the target species.

Murcray et al. (1977) analyzed the spectral region near 780 cm⁻¹ in spectra measured in 1975 from a balloon-borne platform for a possible signature of ClONO₂ but could only infer upper limits. Spectra measured during subsequent flights were analyzed for a possible signal near 1292 cm⁻¹ without success (Murcray et al., 1978). Analysis of solar occultation spectra measured in 1978 allowed to infer a concentration profile of ClONO₂ using its signature near 1292 cm⁻¹ (Murcray et al., 1979). Further balloon-borne solar occultation measurements were reported by Rinsland et al. (1985), where again the band near 780 cm⁻¹

²Also stations in Toronto, Mauna Loa, Bremen and Harestua are equipped to measure ClONO₂ but by the time of this writing no related ClONO₂ data were found on the NDACC server.

was analyzed. Solar occultation measurements of ClONO₂ in the Arctic were made from stratospheric balloons launched from Kiruna, Sweden (Payan et al., 1998) and from Fairbanks Alaska (Sen et al., 1999; Toon et al., 1999, 2002). With the advent of satellite missions, the focus of balloon-borne measurements shifted somewhat towards validation of space-borne measurements.

Space-borne solar occultation spectrometry:

First space-borne measurements of ClONO₂ were made with the Atmospheric Trace Molecule Spectroscopy (ATMOS) instrument from Spacelab 3 in solar occultation (Zander et al., 1986, 1990). Due to the Challenger Space Shuttle accident in January 1986 the ATMOS instrument was not flown until the ATLAS-1 Space Shuttle mission in March 1992, and again ClONO₂ was measured (Rinsland et al., 1994). Two further missions followed and provided ClONO₂ data: ATLAS-2 in April 1993 (Rinsland et al., 1995) and ATLAS-3 in November 1994 (Rinsland et al., 1996a). A revised analysis of these data, using an improved retrieval algorithm, has been published by Irion et al. (2002).

In August 1996 the Japanese ADEOS satellite was launched into a polar suns-synchronous orbit. Part of the payload was the Improved Limb Atmospheric Spectrometer (ILAS), which, similar as ATMOS, employed the solar occultation measurement geometry. The mission stopped in June 1997. Measurements of ClONO₂ in winter/spring 1996/97 were published by Nakajima et al. (2006) and Hayashida et al. (2007). The follow-up instrument ILAS-II on the ADEOS-II satellite was operational from April to October 2003 and also provided ClONO₂ data (Griesfeller et al., 2008).

The Atmospheric Chemistry Experiment – Fourier Transform Spectrometer (ACE-FTS) is a solar occultation instrument on the Canadian SciSat Earth observation satellite, launched in August 2003. ClONO₂ measurements were published by Wolff et al. (2008), Mahieu et al. (2005), Nassar et al. (2006), Dufour et al. (2006), Santee et al. (2008), Jones et al. (2011), Waymark et al. (2013) and Sheese et al. (2016). ACE-FTS is still operational at the time of this writing.

8.1.2 Emission Spectrometry

Balloon-borne limb emission spectrometry:

First quantification of ClONO₂ in atmospheric limb emission spectra was reported by Brasunas et al. (1988), who used a balloon-borne cryogenic Fourier transform spectrometer SIRIS. Arctic winter and spring profiles were retrieved from spectra measured with the balloon-borne version of the Michelson Interferometer for Passive Atmospheric Sounding (MIPAS-B) by von Clarmann et al. (1993) with an instrument type suggested by Fischer et al. (1983). A preliminary ClONO₂ retrieval from the same measurements is found in Oelhaf et al. (1994). Müller et al. (1994) reproduced these measurements with a box model. After the loss of the MIPAS-B instrument in March 1992 a new cryogenic limb emission spectrometer was built (MIPAS-B2) and employed in a series of measurement campaigns (Friedl-Vallon et al., 2004). ClONO₂ results from these campaign were reported by ~~von Clarmann et al. (1997); Wetzel et al. (2006, 2008, 2010, 2013)~~ [von Clarmann et al. \(1997\) and Wetzel et al. \(2006, 2008, 2010, 2013\)](#). Many of these flights were dedicated to the validation of satellite missions.

Air-borne emission spectrometry:

Two versions of air-borne MIPAS-type instruments were built, one to be operated in an upward looking mode from a Transall aircraft (MIPAS-FT) and another for limb emission sounding from the high-flying aircraft M55-Geophysica (MIPAS-STR).
5 CIONO₂ results were reported by Blom et al. (1995); Glatthor et al. (1998); Pfeilsticker et al. (1997) for MIPAS-FT and by Woiwode et al. (2012) for MIPAS-STR. Also the Cryogenic Infrared Spectrometers and Telescopes for the Atmosphere, New Frontiers (CRISTA-NF) instrument, which is a grating spectrometer patterned after its space-borne namesake, was used for air-borne limb emission measurements of CIONO₂ (Ungermann et al., 2012). Measurements with largely improved spatial resolution became possible by limb emission imaging with the Gimballed Limb Observer for Radiance Imaging of the Atmo-
10 sphere (GLORIA)(Riese et al., 2005; Friedl-Vallon et al., 2006, 2014). For CIONO₂, the spectra were analyzed by Johansson et al. (2018).

Space-borne emission spectrometry:

First space-borne limb emission measurements of CIONO₂ were made with the Cryogenic Limb Array Etalon Spectrometer (CLAES) on the Upper Atmosphere Research Satellite (UARS, Roche et al. 1993, 1994). Riese et al. (1997, 1999) and Spang
15 et al. (2001) reported CIONO₂ measurements with the Cryogenic Infrared Spectrometers and Telescopes for the Atmosphere (CRISTA) instrument, which was operated from the Shuttle Pallet Satellite (SPAS) during Space Shuttle missions in 1994 and 1997. The most extended global CIONO₂ data set, which also covers polar night distributions, was inferred from MIPAS-Envisat measurements (Höpfner et al., 2004, 2007). After an instrument failure in 2004 MIPAS resumed operation at reduced spectral resolution which still allowed to retrieve CIONO₂ (von Clarmann et al., 2009). MIPAS data cover the time period from
20 August 2002 to April 2012, with a major data gap in 2004 and periods of particularly sparse measurements in ~~2006-2005~~ and 2006. An improved data version based on revised calibration was presented by von Clarmann et al. (2013). While ~~not part in~~
initially not part of the original MIPAS ESA data product, CIONO₂ was included later (Raspollini et al., 2013). Further MIPAS CIONO₂ retrievals were provided, e.g., by Arnone et al. (2012)

8.2 In Situ Measurements

25 8.2.1 Fluorescence Measurements

First airborne in-situ measurements of CIONO₂ have been made with a thermal dissociation/ resonance fluorescence measurement technique on the NASA ER-2 aircraft during the POLARIS (Polar Ozone Loss in the Arctic Region In Summer) mission from April to September 1997 (Stimpfle et al., 1999; Bonne et al., 2000). This measurement technique uses the fact that CIONO₂ dissociates into ClO and NO₂ by heating the gas. The products of this dissociation are then detected separately. The ClO molecule reacts with added NO to atomic Cl, which then are detected by resonance fluorescence in the
30 ultraviolet. ClO that is present in the atmosphere is measured separately in order to subtract the influence of ambient ClO to the measurement of ClO dissociated from CIONO₂. The NO₂ molecule from dissociation of CIONO₂ could be measured

by laser induced resonance fluorescence but in practice this measurement was not possible due to the added NO for dissociation of ClO. The thermal dissociation/ resonance fluorescence technique provides measurements of ClONO₂ with an accuracy of ±20%, a detection limit of 10 pptv and a temporal resolution of 35 s. A similar technique has been applied by

5 ~~Von Hobe et al. (2003); Stroh et al. (2011)~~ Von Hobe et al. (2003) and Stroh et al. (2011) with the HALOX instrument.

8.2.2 Mass Spectroscopy

A more recent technology for in-situ detection of ClONO₂ is chemical ionization mass spectrometry (CIMS). This is a measurement technique that has been utilized by airborne instruments for in-situ measurements of ClONO₂. Mass spectrometry sorts chemical ions according to their mass to charge ratio utilizing magnetic fields for separating these ions. For ionizing ClONO₂,

10 a reaction with SF₅⁻ gives F⁻ClONO₂ which is then detected. For accurate measurements calibrations with reference gases are necessary.

The first CIMS instrument has been used on the NASA WB-57F aircraft during the CRYSTAL-FACE mission from Key West, FL in 2002 (Marcy et al., 2005). CIMS ClONO₂ measurements were calibrated using laboratory measurements after the campaign with reference gases. A correlation of ClONO₂ with simultaneously measured HNO₃ was applied to use in-flight

15 calibrations of HNO₃ also for ClONO₂ measurements. Uncertainties of the ground-based calibration lead to a relative error of ±50% of measured ClONO₂.

The AIMS (Airborne Mass Spectrometer) instrument has been deployed on the German High Altitude and Long Range Research Aircraft (HALO) the TACTS/ESMVal campaign in 2012 (Jurkat et al., 2016, 2017). Again, calibration measurements are performed on ground using reference gases and a correlation of ClONO₂ with HCl is applied to use in-flight calibrations

20 for HCl. AIMS measures ClONO₂ at a temporal resolution of 1.7 s with a detection limit of 20 pptv, ±15% precision and ±20% accuracy.

9 The climatology of ClONO₂

9.1 Zonal Mean Distributions and Annual Cycle

Largest mixing ratios of ClONO₂ are found at altitudes of around 30 to 10 hPa (roughly 20–30 km) (Fig. 7). Minimal concentrations are found in the tropics. In late local winter maximal mixing ratios are found in polar regions, associated with chlorine deactivation (Fig. 7 panels a and c and Fig. 3). Under these conditions, mixing ratios can exceed 2 ppbv. As first found by Toon et al. (1989), largest concentrations are not found directly above the pole but in a collar at the edge of the polar vortex. An example of such a ClONO₂ collar as measured by MIPAS is shown in Fig. 4. In spring, summer and autumn the largest mixing ratios are found in mid-latitudes.

25

30 Climatologies of ClONO₂ generated from measurements by multiple space-borne limb sounders have been compiled by Hegglin and Tegtmeier (2017) and are accessible via <http://www.sparc-climate.org/data-centre/data-access/sparc-data-initiative/>

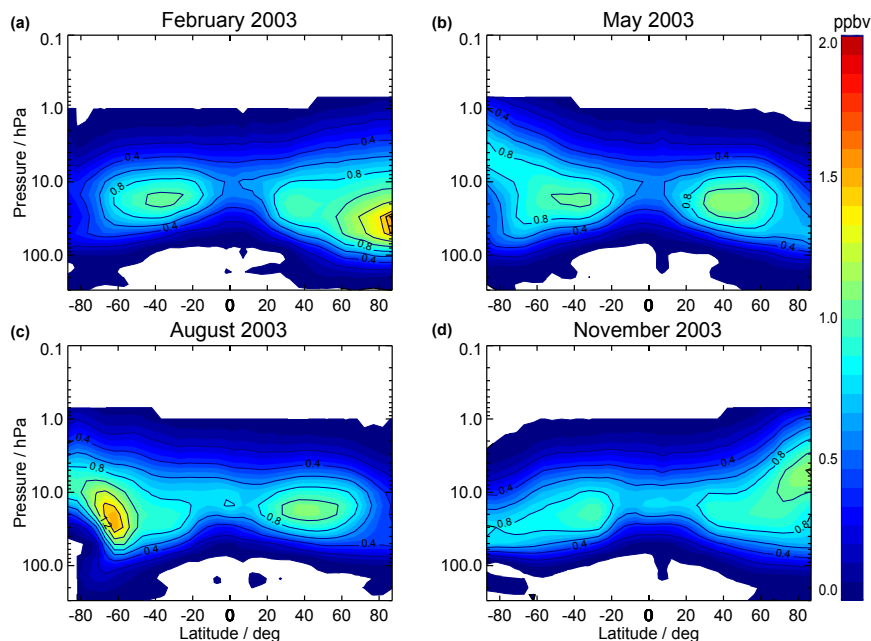


Figure 7. ClONO₂ latitude altitude cross-sections for February, May, August and November 2003 as measured with MIPAS.

9.2 Diurnal Cycle

The diurnal variation of ClONO₂ in the Arctic winter stratosphere is driven by the availability of sunlight. Wetzel et al. (2012) measured the ClONO₂ volume mixing ratio with MIPAS balloon within the polar vortex above northern Scandinavia during sunrise on 24 January 2010 (see Fig. 8). ~~A maximum of ClONO₂ with~~ The maximum volume mixing ratio for ClONO₂ was 1.5 ppbv at ~~ppbv, observed at an altitude of 27 km altitude before sunrise is observed, which is decreasing one hour after sunrise down to 1.3 ppbv until one hour before sunrise. During the time period of one to two hours after sunrise.~~ They explain ~~, ClONO₂ levels decreased to 1.3 ppbv. They explained~~ this decrease after sunrise with the start of photolysis of the ClONO₂ molecule (see Sec. 5.1) and the photolysis of the NO₂ molecule, which is needed for the source reaction of ClONO₂ (see Sec. 4). The diurnal cycle of ClONO₂ is often discussed within the context of the diurnal cycle of ClO in which ClONO₂ acts as reservoir species. First theoretical calculations for the diurnal cycle of ClONO₂ have been done by Ko and Sze (1984) in the context of measurements of the diurnal cycle of ClO by Solomon et al. (1984).

10 Trends of ClONO₂

As with HCl, one of the main scientific questions is how the time series reflect the decrease of CFCs after the Montreal protocol. Rinsland et al. (2010) found that ClONO₂ stopped ~~to increase~~ increasing. Negative trends have actually been deter-

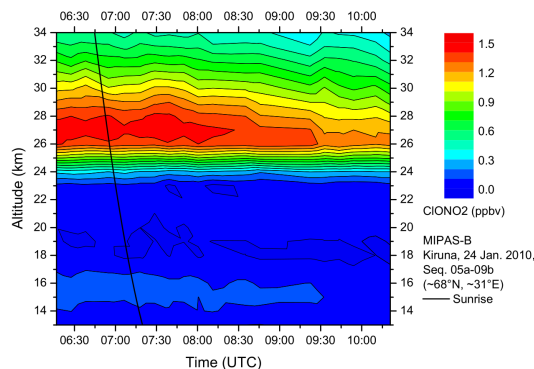


Figure 8. CIONO₂ volume mixing ratios measured with MIPAS-B during sunrise on 24 January 2010 above northern Scandinavia within the polar vortex. Figure taken from Wetzela et al. (2012, their Fig. 8) under CC Attribution 3.0 License.

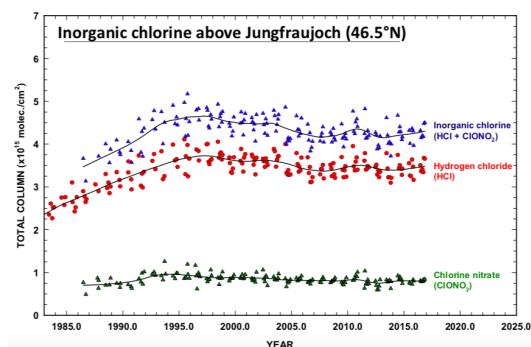


Figure 9. Multidecadal time series of column amounts above Jungfraujoch of CIONO₂ and HCl, as well as the sum of both which is a proxy of total inorganic chlorine. Symbols represent monthly means. To avoid masking of trends by polar winter dynamics, only the months June to November were considered. The continuous lines are non-parametric least squares fits. A decrease since 1996/97 as well as correlations between the column amounts of CIONO₂ and those of HCl are visible. Figure by Emmanuel Mahiue et al., Univ. Liège, published in De Mazière et al. (2018), used under CC Attribution 3.0 license.

mined (Fig. 9), and the decrease of CIONO₂ was observed to be stronger than that of HCl. This difference was observed to be latitude-dependent (Kohlhepp et al., 2012).

11 CIONO₂ Data Sets

- Numerous CIONO₂ observational data sets are available via the internet. Some relevant addresses are compiled in Table 5. CIONO₂ data of missions not listed may be available via the respective principal investigators.

Instrument	Institution	Web Address
ground-based FTIR	NDACC	http://www.ndsc.ncep.noaa.gov/cgi-bin/pi/query_data/query_data.pl
ACE-FTS	Univ. Waterloo	http://www.ace.uwaterloo.ca/data.php
ATMOS	NASA JPL	https://remus.jpl.nasa.gov/atmos/atftp.html
CLAES	NASA	https://disc.gsfc.nasa.gov/datasets/UARCL3AT_V009/summary?keywords=CLAES&page=1
CRISTA-NF ¹	FZJ/BUW	https://www.fp7-reconcile.eu/reconciledata
GLORIA ¹	KIT/FZJ	https://halo-db.pa.op.dlr.de/data_source/25/
ILAS	NIES	http://warp.da.ndl.go.jp/info:ndljp/pid/11066775/db.cger.nies.go.jp/ilas/data2/DataDistribution.html
ILAS-II	NIES	http://warp.da.ndl.go.jp/info:ndljp/pid/11066775/db.cger.nies.go.jp/ilas2/en/dist/genelal/DataDistribution.html
MIPAS	KIT/IMK	http://www.imk-asf.kit.edu/english/308.php
MIPAS	ESA	https://earth.esa.int/web/guest/missions/esa-operational-eo-missions/envisat/instruments/mipas
MIPAS	Univ. Oxford	http://eodg.atm.ox.ac.uk/MIPAS/L2OXF/
MIPAS-STR	KIT/IMK	https://www.fp7-reconcile.eu/reconciledata
MK-IV	NASA JPL	https://mark4sun.jpl.nasa.gov/ground.html

Table 5. Sources of ClONO₂ data.

¹ By the time of this writing the public access to these data has not yet been established but is expected in the near future.

12 Conclusion and Outlook

Research during the last decades has helped very much to mature our knowledge about ClONO₂, in particular in the context of polar stratospheric ozone depletion. Most relevant future science questions presumably are (a) the future development of ClONO₂ concentrations in a changing climate, and (b) its role in chlorine activation on surfaces other than polar stratospheric clouds, particularly in the upper troposphere and lowermost stratosphere.

Acknowledgements. The authors thank Thomas Blumenstock, Michael Höpfner, Frederick W. Irion, Rolf Müller, Piera Raspollini, Rolf Sander, Gabriele Stiller and M. J. Tang for helpful comments. The reviews by Chris Boone and an anonymous reviewer have helped to improve the paper.

References

- Abbatt, J. P. D. and Molina, M. J.: Heterogeneous interactions of nitryl hypochlorite and hydrogen chloride on nitric acid trihydrate at 202 K, *J. Phys. Chem.*, 96, 7674–7679, <https://doi.org/10.1021/j100198a036>, 1992.
- 5 Adrian, G. P., Baumann, M., Blumenstock, T., Fischer, H., Friedle, A., Gerhardt, L., Maucher, G., Oelhaf, H., Scheuerrpflug, W., Thomas, P., Trieschmann, O., and Wegner, A.: First Results of ground-based FTIR measurements of atmospheric trace gases in north Sweden and Greenland during EASOE, *Geophys. Res. Lett.*, 21, 1343–1346, 1994.
- Allanic, A., Oppliger, R., van den Bergh, H., and Rossi, M. J.: The Heterogeneous Kinetics of the Reactions $\text{ClONO}_2 + \text{HX}/\text{ice}$ ($X = \text{Br}, \text{I}$), $\text{BrONO}_2 + \text{HI}/\text{ice}$ and the Reactivity of the Interhalogens BrCl , ICI and IBr with HX/ice ($X = \text{Cl}, \text{Br}, \text{I}$) in the Temperature Range 180 to 205 K, *Zeitschrift für Physikalische Chemie*, 214, 1479–1500, <https://doi.org/10.1524/zpch.2000.214.11.1479>, 2000.
- 10 Anderson, J. G., Brune, W. H., Lloyd, S. A., Toohey, D. W., Sander, S. P., Starr, W. L., Loewenstein, M., and Podolske, J. R.: Kinetics of O_3 Destruction by ClO and BrO Within the Antarctic Vortex: An Analysis based on in Situ ER-2 Data, *J. Geophys. Res.*, 94, 11,480–11,520, 1989.
- Anderson, J. G., Toohey, D. W., and Brune, W. H.: Free radicals within the Antarctic vortex: The role of CFCs in Antarctic ozone loss, *Science*, 251, 39–46, <https://doi.org/10.1126/science.251.4989.39>, 1991.
- Arnone, E., Castelli, E., Papandrea, E., Carlotti, M., and Dinelli, B. M.: Extreme ozone depletion in the 2010–2011 Arctic winter stratosphere as observed by MIPAS/ENVISAT using a 2-D tomographic approach, *Atmos. Chem. Phys.*, 12, 9149–9165, <https://doi.org/10.5194/acp-12-9149-2012>, 2012.
- Arrhenius, S.: Über die Reaktionsgeschwindigkeit bei der Inversion von Rohrzucker durch Säuren, *Z. Phys. Chem.*, 4U, 226–248, <https://doi.org/10.1515/zpch-1889-0416>, 1889.
- 20 Avallone, L. M., Toohey, D. W., Proffitt, M. H., Margitan, J. J., Chan, K. R., and Anderson, J. G.: In situ measurements of ClO at mid-latitudes: Is there an effect from Mt. Pinatubo?, *Geophys. Res. Lett.*, 20, 2519–2522, 1993.
- Ball, S. M., Fried, A., Henry, B. E., and Mozurkewich, M.: The hydrolysis of ClONO_2 on sub-micron liquid sulfuric acid aerosol, *Geophys. Res. Lett.*, 25, 3339–3342, 1998.
- 25 Ballard, J., Johnston, W. B., Gunson, M. R., and Wassell, P. T.: Absolute Absorption Coefficients of ClONO_2 Infrared Bands at Stratospheric Temperatures, *J. Geophys. Res.*, 93, 1659–1665, 1988.
- Barone, S. B., Zondlo, M. A., and Tolbert, M. A.: A Kinetic and Product Study of the Hydrolysis of ClONO_2 on Type Ia Polar Stratospheric Cloud Materials at 185 K, *J. Phys. Chem. (A)*, 101, 8643–8652, 1997.
- Barrett, J. W., Solomon, P. M., de Zafra, R. L., Jaramillo, M., Emmons, L., and Parrish, A.: Formation of the Antarctic ozone hole by the ClO dimer mechanism, *Nature*, 336, 455–458, 1988.
- 30 Batchelor, R. L., Kolonjari, F., Lindenmaier, R., Mittermeier, R. L., Daffer, W., Fast, H., Manney, G., Strong, K., and Walker, K. A.: Four Fourier transform spectrometers and the Arctic polar vortex: instrument intercomparison and ACE-FTS validation at Eureka during the IPY springs of 2007 and 2008, *Atmos. Meas. Tech.*, 3, 51–66, <https://doi.org/10.5194/amt-3-51-2010>, 2010.
- Bell, W., Martin, N. G., Gardiner, T. D., Swann, N. R., Woods, P. T., Fogal, P. F., and Waters, J. W.: Column measurements of stratospheric trace species over Åre, Sweden, in the winter 1991–1992, *Geophys. Res. Lett.*, 21, 1347–1350, 1994.
- 35 Bell, W., Paton-Walsh, C., Gardiner, T. D., Woods, P. T., Donohoe, L., Gould, A., Secker, D., Naughten, S., Swann, N. R., Martin, N. A., Page, L. E., Chipperfield, M. P., Lee, A. M., and Pullen, S.: Ground-based FTIR Measurements of Stratospheric Trace Species from Aberdeen During Winter and Spring 1993/94 and 1994/95 and Comparison with a 3D Model, *J. Atmos. Chem.*, 30, 119–130, 1998a.

- Bell, W., Paton-Walsh, C., Woods, P. T., Gardiner, T. D., Chipperfield, M. P., and Lee, A. M.: Ground-based FTIR Measurements with High Temporal Resolution, *J. Atmos. Chem.*, 30, 131–140, 1998b.
- Berko, H. N., McCaslin, P. C., and Finlayson-Pitts, B. J.: Formation of gas-phase bromine compounds by reaction of solid NaBr with gaseous ClONO₂, Cl₂ and BrCl at 298 K, *J. Phys. Chem.*, 95, 6951–6958, <https://doi.org/10.1021/j100171a041>, 1991.
- 5 Birk, M. and Wagner, G.: A New Spectroscopic Database for Chlorine Nitrate, in: Proceedings of the 6th Biennial HITRAN Database Conference, 19.-21.06.2000, Cambridge, MA, 2000.
- Birks, J. W., Shoemaker, B., Leck, T. J., Borders, R. A., and Hart, L. J.: Studies of reactions of importance in the stratosphere. II. Reactions involving chlorine nitrate and chlorine dioxide., *J. Chem. Phys.*, 66, 4591–4599, <https://doi.org/10.1063/1.433716>, 1977.
- 10 Blom, C., Fischer, H., Glatthor, N., Gulde, T., Höpfner, M., and Piesch, C.: Spatial and temporal variability of ClONO₂, HNO₃ and O₃ in the Arctic winter of 1992/93 as obtained by airborne infrared emission spectroscopy, *J. Geophys. Res.*, 100, 9101–9114, 1995.
- Blumenstock, T., Fischer, H., Friedle, A., Hase, F., and Thomas, P.: Column Amounts of ClONO₂, HCl, HNO₃, and HF from Ground-Based FTIR Measurements Made Near Kiruna, Sweden in Late Winter 1994, *J. Atmos. Chem.*, 26, 311–321, 1997.
- Blumenstock, T., Fischer, H., Friedle, A., Stiller, G. P., and Thomas, P.: Column amounts of HCl, ClONO₂ and HF measured by ground-based FTIR spectroscopy near Kiruna (S) during winter since 1990, in: Atmospheric Ozone, Proceedings of the XVIII Quadrennial Ozone Symposium, L'Aquila, Italy, 12–21 September 1996, edited by Bojkov, R. D. and Visconti, G., vol. 1, pp. 469–472, International Ozone Comission, 1998.
- 15 Blumenstock, T., Hase, F., Fischer, H., Stiller, G. P., Meier, A., Steen, A., Yashkov, D., and Kondo, Y.: Ground Based FTIR Measurements of O₃, HF, HCl, ClONO₂, NO₂, NO, and HNO₃ at Kiruna (Sweden) since winter 1994, in: Proceedings of the Quadrennial Ozone Symposium, Sapporo, Japan, 3–8 July 2000, NASDA, pp. 145–146, 2000.
- 20 Blumenstock, T., Kopp, G., Hase, F., Hochschild, G., Mikuteit, S., Raffalski, U., and Ruhnke, R.: Observation of unusual chlorine activation by ground-based infrared and microwave spectroscopy in the late Arctic winter 2000/01, *Atmos. Chem. Phys.*, 6, 897–905, <https://doi.org/10.5194/acp-6-897-2006>, 2006.
- Bonne, G. P., Stimpfle, R. M., Cohen, R. C., Voss, P. B., Perkins, K. K., Anderson, J. G., Salawitch, R. J., Elkins, J. W., Dutton, G. S., Jucks, K. W., and Toon, G. C.: An examination of the inorganic chlorine budget in the lower stratosphere, *J. Geophys. Res.*, 105, 1957–1971, 2000.
- 25 Borrmann, S., Solomon, S., Dye, J. E., Baumgardner, D., Kelly, K. K., and Chan, K. R.: Heterogeneous reactions on stratospheric background aerosols, volcanic sulfuric acid droplets, and type I polar stratospheric clouds: Effects of temperature fluctuations and differences in particle phase, *J. Geophys. Res.*, 102, 3639–3648, 1997.
- 30 Brasseur, G.: Volcanic aerosols implicated, *Nature*, 359, 275–276, 1992.
- Brasseur, G. and Solomon, S.: *Aeronomy of the Middle Atmosphere—Chemistry and Physics of the Stratosphere and Mesosphere*, Atmospheric and Oceanographic Sciences Library 32, Springer, P. O. Box 17, 3300 AA Dordrecht, The Netherlands, third edn., 2005.
- Brasunas, J. C., Kunde, V. G., Hanel, R. A., Walser, D., Herath, L. W., Buijs, H. L., Bérubé, J. N., and McKinnon, J.: Balloon-borne cryogenic spectrometer for measurement of lower stratospheric trace constituents, in: Proc. SPIE, vol. 619, pp. 80–88, SPIE, Bellingham, WA, USA, 1986.
- 35 Brasunas, J. C., Kunde, V. G., and Herath, L. W.: Cryogenic Fourier spectrometer for measuring trace species in the lower stratosphere, *Appl. Opt.*, 27, 4964–4976, 1988.
- Browell, E. V., Butler, C. F., Fenn, M. A., Grant, W. B., Ismail, S., Schoeberl, M. R., Toon, O. B., Loewenstein, M., and Podolske, J. R.: Ozone and aerosol changes during the 1991-1992 Airborne Arctic Stratospheric Expedition, *Science*, 261, 1155–1158, 1993.

- Brune, W. H., Anderson, J. G., and Chan, K. R.: In situ observations of ClO in the Antarctic: ER-2 aircraft results from 54°S to 72°S latitude, *J. Geophys. Res.*, 94, 16,649–16,663, 1989.
- Burkholder, J. B., Talukdar, R. K., and Ravishankara, A. R.: Temperature dependence of the ClONO₂ UV absorption spectrum, *Geophys. Res. Lett.*, 21, 585–588, <https://doi.org/10.1029/93GL03303>, 1994.
- 5 Burkholder, J. B., Abbat, J. P. D., Huie, R. E., Kurylo, M. J., Wilmouth, D. M., Sander, S. P., Barker, J. R., Kolb, C. E., Orkin, V. L., and Wine, P. H.: Chemical Kinetics and Photochemical Data for Use in Atmospheric Studies, Tech. Rep. JPL Publication 15-10, NASA, JPL, California Institute of Technology, Pasadena, CA, 2015.
- Butler, R. A. H., Petkie, D. T., Helminger, P., De Lucia, F. C., and Kisiel, Z.: The rotational spectrum of chlorine nitrate (ClONO₂): The $\nu_5/\nu_6/\nu_9$ dyad, *J. Mol. Spectrosc.*, 243, 1–9, <https://doi.org/10.1016/j.jms.2007.02.023>, 2007.
- 10 Carslaw, K. S. and Peter, T.: Uncertainties in reactive uptake coefficients for solid stratospheric particles-1. Surface chemistry, *Geophys. Res. Lett.*, 24, 1743–1746, <https://doi.org/10.1029/97GL01683>, 1997.
- Chipperfield, M. P. and Pyle, J. A.: Model sensitivity studies of Arctic ozone depletion, *J. Geophys. Res.*, 103, 28,389–28,403, 1998.
- Chipperfield, M. P., Lutman, E. R., Kettleborough, J. A., Pyle, J. A., and Roche, A. E.: Model studies of chlorine deactivation and formation of ClONO₂ collar in the Arctic polar vortex, *J. Geophys. Res.*, 102, 1467–1478, 1997.
- 15 Chu, L. T., Leu, M. T., and Keyser, L. F.: Uptake of hydrogen chloride in water ice and nitric acid ice films, *J. Phys. Chem.*, 97, 7779–7785, <https://doi.org/10.1021/j100131a057>, 1993.
- Chubachi, S.: A Special Ozone Observation at Syowa Station, Antarctica from February 1982 to January 1983, in: Atmospheric Ozone, Proceedings of the Quadrennial Ozone Symposium, Halkidiki, Greek, 3–7 September 1984, edited by Zerefos, C. S. and Ghazi, A., pp. 285–289, 1984a.
- 20 Chubachi, S.: Preliminary result of ozone observations at Syowa Station from February 1982 to January 1983, in: Memoirs of National Institute of Polar Research Special Issue No. 34, Proceedings of the Sixth Symposium on Polar Meteorology and Glaciology, pp. 13–19, 1984b.
- Coffey, M. T., Mankin, W. G., and Goldman, A.: Airborne Measurements of Stratospheric Constituents Over Antarctica in the Austral Spring, 1987. 2. Halogen and Nitrogen Trace Gases, *J. Geophys. Res.*, 94, 16,597–16,613, 1989.
- 25 Cox, R. A. and Hayman, G. D.: The stability and photochemistry of dimers of the ClO radical and implications for Antarctic ozone depletion, *Nature*, 332, 796–800, <https://doi.org/10.1038/332796a0>, 1988.
- Cox, R. A., MacKenzie, A. R., Müller, R. H., Peter, T., and Crutzen, P. J.: Activation of stratospheric chlorine by reactions in liquid sulphuric acid, *Geophys. Res. Lett.*, 21, 1439–1442, 1994.
- 30 Crutzen, P.: The influence of nitrogen oxides on the atmospheric ozone content, *Quart. J. Roy. Meteorol. Soc.*, 96, 320–325, 1970.
- Damiani, A., Funke, B., Marsh, D. R., López-Puertas, M., Santee, M. L., Froidevaux, L., Wang, S., Jackman, C. H., von Clarmann, T., Gardini, A., Cordero, R. R., and Storini, M.: Impact of January 2005 solar proton events on chlorine species, *Atmos. Chem. Phys.*, 12, 4159–4179, <https://doi.org/10.5194/acp-12-4159-2012>, 2012.
- De Mazière, M., Thompson, A. M., Kurylo, M. J., Wild, J., Bernhard, G., Blumenstock, T., Hannigan, J., Lambert, J., Leblanc, T., McGee, T. J., Nedoluha, G., Petropavlovskikh, I., Seckmeyer, G., Simon, P. C., Steinbrecht, W., Strahan, S., , and Sullivan, J. T.: The Network for the Detection of Atmospheric Composition Change (NDACC): History, status and perspectives, *Atmos. Chem. Phys.*, 18, 4935–4964, 2018.
- 35 de Zafra, R. L., Jaramillo, M., Parrish, A., Solomon, P., Connor, B., and Barrett, J.: High concentrations of chlorine monoxide at low altitudes in the Antarctic spring stratosphere: diurnal variation, *Nature*, 328, 408–411, 1987.

- Deiber, G., George, C., Le Calvé, S., Schweitzer, F., and Mirabel, P.: Uptake study of ClONO₂ and BrONO₂ by Halide containing droplets, *Atmos. Chem. Phys.*, 4, 1291–1299, <https://doi.org/10.5194/acp-4-1291-2004>, 2004.
- Deshler, T., Adriani, A., Hofmann, D. J., and Gobbi, G. P.: Evidence for denitrification in the 1990 Antarctic spring stratosphere: II. Lidar and aerosol measurements, *Geophys. Res. Lett.*, 18, 1999–2002, 1991.
- 5 Dessler, A. E., Stimpfle, R. M., Daube, B. C., Salawitch, R. J., Weinstock, E. M., Judah, D. M., Burley, J. D., Munger, J. W., Wofsy, S. C., Anderson, J. G., McCormick, M. P., and Chu, W. P.: Balloon-borne measurements of ClO, NO, and O₃ in a volcanic cloud: An analysis of heterogeneous chemistry between 20 and 30 km, *Geophys. Res. Lett.*, 20, 2527–2530, 1993.
- Douglass, A. R., Schoeberl, M. R., Stolarski, R. S., Waters, J. W., Russell III, J. M., Roche, A. E., and Massie, S. T.: Interhemispheric differences in springtime production of HCl and ClONO₂ in the polar vortices, *J. Geophys. Res.*, 100, 13,967–13,978, 1995.
- 10 Drdla, K. and Müller, R.: Temperature thresholds for chlorine activation and ozone loss in the polar stratosphere, *Ann. Geophys.*, 30, 1055–1073, <https://doi.org/10.5194/angeo-30-1055-2012>, 2012.
- Dufour, G., Nassar, R., Boone, C. D., Skelton, R., Walker, K. A., Bernath, P. F., Rinsland, C. P., Semeniuk, K., Jin, J. J., McConnell, J. C., and Manney, G. L.: Partitioning between the inorganic chlorine reservoirs HCl and ClONO₂ during the Arctic winter 2005 from the ACE-FTS, *Atmos. Chem. Phys.*, 6, 2355–2366, 2006.
- 15 Fahey, D. W., Kelly, K. K., Kawa, S. R., Tuck, A. F., Loewenstein, M., Chan, K. R., and Heidt, L. E.: Observations of denitrification and dehydration in the winter polar stratospheres, *Nature*, 344, 321–324, 1990.
- Fahey, D. W., Kawa, S. R., Woodbridge, E. L., Tin, P., Wilson, J. C., Jonsson, H. H., Dye, J. E., Baumgardner, D., Borrmann, S., Toohey, D. W., Avallone, L. M., Proffitt, M. H., Margitan, J., Loewenstein, M., Podolske, J. R., Salawitch, R. J., Wofsy, S. C., Ko, M. K. W., Anderson, A. E., Schoeberl, M. R., and Chan, K. R.: In situ measurements constraining the role of sulphate aerosols in mid-latitude ozone depletion, *Nature*, 363, 509–514, 1993.
- 20 Farman, J. C., Gardiner, B. G., and Shanklin, J. D.: Large losses of total ozone in Antarctica reveal seasonal ClO_x/NO_x interaction, *Nature*, 315, 207–210, 1985.
- Farmer, C. B., Toon, G. C., Schaper, P. W., Blavier, J.-F., and Lowes, L. L.: Stratospheric trace gases in the spring 1986 Arctic atmosphere, *Nature*, 329, 126–130, 1987.
- 25 Finlayson-Pitts, B. J., Ezell, M. J., and J. N. Pitts, J.: Formation of chemically active chlorine compounds by reactions of atmospheric NaCl particles with gaseous N₂O₅ and ClONO₂, *Nature*, 337, 241–244, <https://doi.org/10.1038/337241A0>, 1989.
- Fischer, H., Fergg, F., Oelhaf, H., Rabus, D., Völker, W., and Burkert, P.: Simultaneous Detection of Trace Constituents in the Middle Atmosphere with a Small He-Cooled, High Resolution Michelson Interferometer (MIPAS), *Contr. Atmos. Phys.*, 56, 260–275, 1983.
- 30 Friedl-Vallon, F., Maucher, G., Kleinert, A., Lengel, A., Keim, C., Oelhaf, H., Fischer, H., Seefeldner, M., and Trieschmann, O.: Design and characterisation of the balloon-borne Michelson Interferometer for Passive Atmospheric Sounding (MIPAS-B2), *Appl. Opt.*, 43, 3335–3355, 2004.
- Friedl-Vallon, F., Riese, M., Maucher, F., Lengel, A., Hase, F., Preusse, P., and Spang, R.: Instrument concept and preliminary performance analysis of GLORIA, *Adv. Space Res.*, 37, 2287–2291, <https://doi.org/10.1016/j.asr.2005.07.075>, 2006.
- 35 Friedl-Vallon, F., Gulde, T., Hase, F., Kleinert, A., Kulesa, T., Maucher, G., Neubert, T., Olschewski, F., Piesch, C., Preusse, P., Rongen, H., Sartorius, C., Schneider, H., Schönfeld, A., Tan, V., Bayer, N., Blank, J., Dapp, R., Ebersoldt, A., Fischer, H., Graf, F., Guggenmoser, T., Höpfner, M., Kaufmann, M., Kretschmer, E., Latzko, T., Nordmeyer, H., Oelhaf, H., Orphal, J., Riese, M., Schardt, G., Schillings, J., Sha, M. K., Suminska-Ebersoldt, O., and Ungerermann, J.: Instrument concept of the imaging Fourier transform spectrometer GLORIA, *Atmos. Meas. Tech.*, 7, 3565–3577, <https://doi.org/10.5194/amt-7-3565-2014>, 2014.

- Funke, B., Baumgaertner, A., Calisto, M., Egorova, T., Jackman, C. H., Kieser, J., Krivolutsky, A., López-Puertas, M., Marsh, D. R., Reddmann, T., Rozanov, E., Salmi, S.-M., Sinnhuber, M., Stiller, G. P., Verronen, P. T., Versick, S., von Clarmann, T., Vyushkova, T. Y., Wieters, N., and Wissing, J. M.: Composition changes after the "Halloween" solar proton event: the High Energy Particle Precipitation in the Atmosphere (HEPPA) model versus MIPAS data intercomparison study, *Atmos. Chem. Phys.*, 11, 9089–9139, 2011.
- 5 Galle, B., Mellqvist, J., Arlander, D. W., Fløisand, I., Chipperfield, M. P., and Lee, A. M.: Ground Based FTIR Measurements of stratospheric species from Harestua, Norway during SESAME and Comparison with Models, *J. Atmos. Chem.*, 32, 147–164, 1999.
- Glatthor, N., Blom, C. E., Blumenstock, T., Fischer, H., Gulde, T., Höpfner, Kimmig, W., Piesch, C., Bell, W., Galle, B., and Wirth, M.: MIPAS–TRANSALL Observations of the Variability of ClONO₂ During the Arctic Winter of 1994/95, *J. Atmos. Chem.*, 30, 81–101, 10 1998.
- Golden, D. M. and Smith, G. P.: Reaction of OH + NO₂ + M: A new view, *J. Phys. Chem. A*, 104, 3991–3997, <https://doi.org/10.1021/jp9939928>, 2000.
- Goldfarb, L., Harwood, M. H., Burkholder, J. B., and Ravishankara, A. R.: Reaction of O(³P) with ClONO₂: Rate Coefficients and Yield of NO₃ Product, *J. Phys. Chem. (A)*, 102, 8556–8563, 1998.
- 15 Gordon, I. E., Rothman, L. S., Hill, C., Kochanov, R. V., Tan, Y., Bernath, P. F., Birk, M., Boudon, V., Campargue, A., Chance, K. V., Drouin, B. J., Flaud, J.-M., Gamache, R. R., Hodges, J. T., Jacquemart, D., Perevalov, V. I., Perrin, A., Shine, K. P., Smith, M.-A. H., Tennyson, J., Toon, G. C., Tran, H., Tyuterev, V. G., Barbe, A., Császár, A. G., Devi, V. M., Furtenbacher, T., Harrison, J. J., Hartmann, J.-M., Jolly, A., Johnson, T. J., Karman, T., Kleiner, I., Kyuberis, A. A., Loos, J., Lyulin, O. M., Massie, S. T., Mikhailenko, S. N., Moazzen-Ahmadi, N., Müller, H. S. P., Naumenko, O. V., Nikitin, A. V., Polyansky, O. L., Rey, M., Rotger, M., Sharpe, S. W., Sung, K., Starikova, E., Tashkun, 20 S. A., Vander Auwera, J., Wagner, G., Wilzewski, J., Wcisło, P., Yu, S., and Zak, E. J.: The HITRAN2016 molecular spectroscopic database, *J. Quant. Spectrosc. Radiat. Transfer*, 203, 3–69, <https://doi.org/10.1016/j.jqsrt.2017.06.038>, 2017.
- Grant, W. B., Fishman, J., Browell, E. V., Brackett, V. G., Nganga, D., Minga, A., Cros, B., Veiga, R. E., Butler, C. F., Fenn, M. A., and Nowicki, G. D.: Observations of reduced ozone concentrations in the tropical stratosphere after the eruption of Mt. Pinatubo, *Geophys. Res. Lett.*, 19, 1109–1112, <https://doi.org/10.1029/92GL01153>, 1992.
- 25 Griesfeller, A., von Clarmann, T., Griesfeller, J., Höpfner, M., Milz, M., Nakajima, H., Steck, T., Sugita, T., Tanaka, T., and Yokota, T.: Intercomparison of ILAS-II Version 1.4 and Version 2 target parameters with MIPAS-Envisat measurements, *Atmos. Chem. Phys.*, 8, 825–843, 2008.
- Gunson, M. R. and Irion, F. W.: Measurement of atmospheric composition by the ATMOS instrument from Table Mountain Observatory, in: *Remote Sensing of Atmospheric Chemistry*, edited by McElroy, J. L. and McNeal, R. J., vol. 1491, pp. 335–346, 30 <https://doi.org/10.1117/12.46678>, 1991.
- Hampson, J.: Chemical Instability of the Stratosphere, paper presented at the International Association of Meteorology and Atmospheric Physics (IUGG) Symposium on Atmospheric Radiation, Leningrad, Russia, 1964.
- Hanson, D. R. and Lovejoy, E. R.: The reaction of ClONO₂ with submicrometer sulfuric acid aerosol, *Science*, 267, 1326–1328, 1995.
- Hanson, D. R. and Ravishankara, A. R.: The Reaction Probabilities of ClONO₂ and N₂O₅ on Polar stratospheric cloud materials, *J. Geophys. Res.*, 96, 5081–5090, 1991a.
- 35 Hanson, D. R. and Ravishankara, A. R.: The reaction probabilities of ClONO₂ and N₂O₅ on 40 to 75% sulfuric acid solutions, *J. Geophys. Res. Atmos.*, 96, 17,307–17,314, <https://doi.org/10.1029/91JD01750>, 1991b.
- Hanson, D. R. and Ravishankara, A. R.: Heterogeneous chemistry of hydrogen bromide and hydrogen fluoride, *J. Phys. Chem.*, 96, 9441–9446, <https://doi.org/10.1021/j100202a069>, 1992a.

- Hanson, D. R. and Ravishankara, A. R.: Investigation of the reactive and nonreactive processes involving ClONO₂ and HCl on water and nitric acid doped ice, *J. Phys. Chem.*, 96, 2682–2691, 1992b.
- Hanson, D. R. and Ravishankara, A. R.: Reaction of ClONO₂ with HCl on NAT, NAD, and frozen sulfuric acid and Hydrolysis of N₂O₅ and ClONO₂ on Frozen sulfuric acid, *J. Geophys. Res.*, 98, 22,931–22,936, 1993a.
- 5 Hanson, D. R. and Ravishankara, A. R.: Response to "Comment on porosities of ice films used to simulate stratospheric cloud surfaces", *J. Phys. Chem.*, 97, 2802–2803, <https://doi.org/10.1021/j100113a054>, 1993b.
- Hayashida, S., Sugita, T., Ikeda, N., Toda, Y., and Irie, H.: Temporal evolution of ClONO₂ observed with Improved Limb Atmospheric Spectrometer (ILAS) during Arctic late winter and early spring in 1997, *J. Geophys. Res.*, 112, D14311, <https://doi.org/10.1029/2006JD008108>, 10 2007.
- Hegglin, M. I. and Tegtmeier, S., eds.: The SPARC Data Initiative: Assessment of stratospheric trace gas and aerosol climatologies from satellite limb sounders, SPARC Report No. 8, WCRP-5/2017, SPARC, <https://doi.org/10.3929/ethz-a-010863911>, 2017.
- Hofmann, D. J., Oltmans, S. J., Komhyr, W. D., Harris, J. M., Lathrop, J. A., Langford, A. O., Deshler, T., Johnson, B. J., Torres, A., and Matthews, W. A.: Ozone loss in the lower stratosphere over the United States in 1992-1993: Evidence for heterogeneous chemistry on the Pinatubo aerosol, *Geophys. Res. Lett.*, 21, 65–68, 1994.
- 15 Höpfner, M., von Clarmann, T., Fischer, H., Glatthor, N., Grabowski, U., Kellmann, S., Kiefer, M., Linden, A., Mengistu Tsidu, G., Milz, M., Steck, T., Stiller, G. P., Wang, D.-Y., and Funke, B.: First spaceborne observations of Antarctic stratospheric ClONO₂ recovery: Austral spring 2002, *J. Geophys. Res.*, 109, D11308, <https://doi.org/10.1029/2004JD004609>, 2004.
- Höpfner, M., von Clarmann, T., Fischer, H., Funke, B., Glatthor, N., Grabowski, U., Kellmann, S., Kiefer, M., Linden, A., Milz, M., Steck, T., Stiller, G. P., Bernath, P., Blom, C. E., Blumenstock, T., Boone, C., Chance, K., Coffey, M. T., Friedl-Vallon, F., Griffith, D., Hannigan, J. W., Hase, F., Jones, N., Jucks, K. W., Keim, C., Kleinert, A., Kouker, W., Liu, G. Y., Mahieu, E., Mellqvist, J., Mikuteit, S., Notholt, J., Oelhaf, H., Piesch, C., Reddman, T., Ruhnke, R., Schneider, M., Strandberg, A., Toon, G., Walker, K. A., Warneke, T., Wetzels, G., Wood, S., and Zander, R.: Validation of MIPAS ClONO₂ measurements, *Atmos. Chem. Phys.*, 7, 257–281, 2007.
- 20 Irion, F. W., Gunson, M. R., Toon, G. C., Chang, A. Y., Eldering, A., Mahieu, E., Manney, G. L., Michelsen, H. A., Moyer, E. J., Newchurch, M. J., Osterman, G. B., Rinsland, C. P., Salawitch, R. J., Sen, B., Yung, Y. L., and Zander, R.: Atmospheric Trace Molecule Spectroscopy (ATMOS) Experiment Version 3 data retrievals, *Appl. Opt.*, 41, 6968–6979, 2002.
- 25 Jackman, C. H., Douglass, A. R., Rood, R. B., McPeters, R. D., and Meade, P. E.: Effect of solar proton events on the middle atmosphere during the past two solar cycles as computed using a two-dimensional model, *J. Geophys. Res.*, 95, 7417–7428, 1990.
- Jackman, C. H., Fleming, E. L., and Vitt, F. M.: Influence of extremely large solar proton events in a changing stratosphere, *J. Geophys. Res.*, 30 105, 11,659–11,670, 2000.
- Johansson, S., Woiwode, W., Höpfner, M., Friedl-Vallon, F., Kleinert, A., Kretschmer, E., Latzko, T., Orphal, J., Preusse, P., Ungermann, J., Santee, M. L., Jurkat-Witschas, T., Marsing, A., Voigt, C., Giez, A., Krämer, M., Rolf, C., Zahn, A., Engel, A., Sinnhuber, B., and Oelhaf, H.: Airborne limb-imaging measurements of temperature, HNO₃, O₃, ClONO₂, H₂O and CFC-12 during the Arctic winter 2015/16: characterization, in-situ validation and comparison to Aura/MLS, *Atmos. Meas. Tech. Discuss.*, p. in review, <https://doi.org/10.5194/amt-2018-59>, 2018.
- 35 Jones, A., Qin, G., Strong, K., Walker, K. A., McLinden, C. A., Toohey, M., Kerzenmacher, T., Bernath, P. F., and Boone, C. D.: A global inventory of stratospheric NO_y from ACE-FTS, *J. Geophys. Res.*, 116, D17 304, <https://doi.org/10.1029/2010JD015465>, 2011.

- Jones, R. L., Austin, J., McKenna, D. S., Anderson, J. G., Fahey, D. W., Farmer, C. B., Heidt, L. E., Kelly, K. K., Murphy, D. M., Proffitt, M. H., Tuck, A. F., and Vedder, J. F.: Lagrangian photochemical modeling studies of the 1987 Antarctica spring vortex 1. Comparison with AAOE observations, *J. Geophys. Res.*, 94, 11,529–11,558, 1989.
- 5 Jurkat, T., Kaufmann, S., Voigt, C., Schäuble, D., Jeßberger, P., and Ziereis, H.: The airborne mass spectrometer AIMS – Part 2: Measurements of trace gases with stratospheric or tropospheric origin in the UTLS, *Atmos. Meas. Tech.*, 9, 1907–1923, <https://doi.org/10.5194/amt-9-1907-2016>, 2016.
- Jurkat, T., Voigt, C., Kaufmann, S., Groöß, J., Ziereis, H., Dörnbrack, A., Hoor, P., Bozem, H., Engel, A., Bönisch, H., Keber, T., Hüneke, T., Pfeilsticker, K., Zahn, A., Walker, K. A., Boone, C. D., Bernath, P. F., and Schlager, H.: Depletion of ozone and reservoir species of chlorine and nitrogen oxide in the lower Antarctic polar vortex measured from aircraft, *Geophys. Res. Lett.*, 44, 6440–6449, <https://doi.org/10.1002/2017GL073270>, 2017.
- Kassel, L. S.: Studies in Homogeneous Gas Reactions I, *J. Phys. Chem.*, 32, 225–242, <https://doi.org/10.1021/j150284a007>, 1928.
- Kawa, S. R., Newman, P. A., Lait, L. R., Schoeberl, M. R., Stimpfle, R. M., Kohn, D. W., Webster, C. R., May, R. D., Baumgardner, D., Dye, J. E., Wilson, J. C., Chan, K. R., and Loewenstein, M.: Activation of chlorine in sulfate aerosol as inferred from aircraft observations, *J. Geophys. Res.*, 102, 3921–3933, 1997.
- 15 Kinnison, D. E., Grant, K. E., Connell, P. S., Rotman, D. A., and Wuebbles, D. J.: The chemical and radiative effects of the Mount Pinatubo eruption, *J. Geophys. Res.*, 99, 25,705–25,731, <https://doi.org/10.1029/94JD02318>, 1994.
- Ko, M. K. W. and Sze, N. D.: Diurnal Variation of ClO: Implications for the Stratospheric Chemistries of ClONO₂, HOCl, and HCl, *J. Geophys. Res.*, 89, 11,619–11,632, 1984.
- 20 Kohlhepp, R., Barthlott, S., Blumenstock, T., Hase, F., Kaiser, I., Raffalski, U., and Ruhnke, R.: Trends of HCl, ClONO₂, and HF column abundances from ground-based FTIR measurements in Kiruna (Sweden) in comparison with KASIMA model calculations, *Atmos. Chem. Phys.*, 11, 4669–4677, <https://doi.org/10.5194/acp-11-4669-2011>, 2011.
- Kohlhepp, R., Ruhnke, R., Chipperfield, M. P., De Mazière, M., Notholt, J., Barthlott, S., Batchelor, R. L., Blatherwick, R. D., Blumenstock, T., Coffey, M. T., Demoulin, P., Fast, H., Feng, W., Goldman, A., Griffith, D. W. T., Hamann, K., Hannigan, J. W., Hase, F., Jones, N. B., 25 Kagawa, A., Kaiser, I., Kasai, Y., Kirner, O., Kouker, W., Lindenmaier, R., Mahieu, E., Mittermeier, R. L., Monge-Sanz, B., Morino, I., Murata, I., Nakajima, H., Palm, M., Paton-Walsh, C., Raffalski, U., Reddman, T., Rettinger, M., Rinsland, C. P., Rozanov, E., Schneider, M., Senten, C., Servais, C., Sinnhuber, B.-M., Smale, D., Strong, K., Sussmann, R., Taylor, J. R., Vanhaelewyn, G., Warneke, T., Whaley, C., Wiehle, M., and Wood, S. W.: Observed and simulated time evolution of HCl, ClONO₂, and HF total column abundances, *Atmos. Chem. Phys.*, 12, 3527–3556, <https://doi.org/10.5194/acp-12-3527-2012>, 2012.
- 30 Kurylo, M. J.: Flash photolysis resonance fluorescence investigation of the reaction of O(³P) atoms with ClONO₂, *Chem. Phys. Lett.*, 49, 467–470, [https://doi.org/10.1016/0009-2614\(77\)87016-4](https://doi.org/10.1016/0009-2614(77)87016-4), 1977.
- Lee, Y.-P., Stimpfle, R. M., Perry, R. A., Mucha, J. A., Evenson, K. M., Jennings, D. A., and Howard, C. J.: Laser magnetic resonance spectroscopy of ClO and kinetic studies of the reactions of ClO with NO and NO₂, *Int. J. Chem. Kinet.*, 14, 711–732, <https://doi.org/10.1002/kin.550140612>, 1982.
- 35 Leu, M.-T.: Kinetics of the reaction Cl + NO₂ + M, *Int. J. Chem. Kinet.*, 16, 1311–1320, <https://doi.org/10.1002/kin.550161103>, 1984.
- Leu, M.-T.: Laboratory studies of sticking Coefficients and Heterogeneous reactions important in the Antarctic stratosphere, *Geophys. Res. Lett.*, 15, 17–20, 1988.
- Mahieu, E., Zander, R., Duchatelet, P., Hannigan, J. W., Coffey, M. T., Mikuteit, S., Hase, F., Blumenstock, T., Wiacek, A., Strong, K., Taylor, J. R., Mittermeier, R. L., Fast, H., Boone, C. D., McLeod, S. D., Walker, K. A., Bernath, P. F., and Rinsland, C. P.: Comparisons between

- ACE–FTS and ground–based measurements of stratospheric HCl and ClONO₂ loadings at northern latitudes, *Geophys. Res. Lett.*, 32, L15S08, <https://doi.org/10.1029/2005GL022396>, 2005.
- 5 Mankin, W. G. and Coffey, M. T.: Airborne observations of chemical constituents in the Antarctic winter stratosphere, in: *Ozone in the Atmosphere, Proceedings of the Quadrennial Ozone Symposium 1988 and Tropospheric Ozone Workshop*, edited by Bojkov, R. D. and Fabian, P., A. Deepak Publishing, 1989.
- Mankin, W. G., Coffey, M. T., Goldman, A., Schoeberl, M. R., Lait, L. R., and Newman, P. A.: Airborne Measurements of stratospheric constituents over the Arctic in the winter of 1989, *Geophys. Res. Lett.*, 17, 473–476, 1990.
- 10 Manney, G. L., Froidevaux, L., Waters, J. W., Zurek, R. W., Read, W. G., Elson, L. S., Kumer, J. B., Mergenthaler, J. L., Roche, A. E., O’Neill, A., Harwood, R. S., MacKenzie, I., and Swinbank, R.: Chemical depletion of ozone in the Arctic lower stratosphere during winter 1992–93, *Nature*, 370, 429–434, 1994.
- Marcus, R. A.: Unimolecular Dissociations and Free Radical Recombination Reactions, *J. Chem. Phys.*, 20, 359–364, <https://doi.org/10.1063/1.1700424>, 1952.
- 15 Marcy, T. P., Gao, R. S., Northway, M. J., Popp, P. J., Stark, H., and Fahey, D. W.: Using chemical ionization mass spectrometry for detection of HNO₃, HCl, and ClONO₂ in the atmosphere, *Int. J. Mass Spectrom.*, 243, 63–70, <https://doi.org/10.1016/j.ijms.2004.11.012>, 2005.
- Margitan, J. J.: Chlorine nitrate photochemistry. Photolysis products and kinetics of the reaction Cl + ClONO₂ → Cl₂ + NO₃, *J. Phys. Chem.*, 87, 674–679, <https://doi.org/10.1021/j100227a029>, 1983.
- Martin, H.: Bildungsreaktionen des Nitroxylchlorids, *Angew. Chem.*, 70, 97–98, <https://doi.org/10.1002/ange.19580700403>, 1958.
- Martin, H. and Jacobsen, T.: Über die Bildung von NO₃Cl bei Reaktionen zwischen Chlordioxyd und Oxyden des Stickstoffs, *Angew. Chem.*, 20 67, 524, 1955.
- McCormick, M. P., Steele, H. M., Hamill, P., Chu, W. P., and Swisler, T. J.: Polar stratospheric cloud sightings by SAM II, *J. Atmos. Sci.*, 39, 1387–1397, 1982.
- McCormick, M. P., Thomason, L. W., and Trepte, C. R.: Atmospheric effects of the Mt. Pinatubo eruption, *Nature*, 373, 399–404, <https://doi.org/10.1038/373399a0>, 1995.
- 25 McElroy, M. B., Salawitch, R. J., and Wofsy, S. C.: Antarctic O₃: Chemical mechanisms for spring decrease, *Geophys. Res. Lett.*, 13, 1296–1299, 1986a.
- McElroy, M. B., Salawitch, R. J., Wofsy, S. C., and Logan, J. A.: Reductions of Antarctic ozone due to synergistic interactions of chlorine and bromine, *Nature*, 321, 759–762, <https://doi.org/10.1038/321759a0>, 1986b.
- 30 Mellqvist, J., Galle, B., Blumenstock, T., Hase, F., Yashcov, D., Notholt, J., Sen, B., Blavier, J.-F., Toon, G. C., and Chipperfield, M. P.: Ground-Based FTIR observations of chlorine activation and ozone depletion inside the Arctic vortex during the winter of 1999/2000, *J. Geophys. Res.*, 107, SOL 6–1–SOL 6–16, <https://doi.org/10.1029/2001JD001080>, 2002.
- Michelsen, H. A., Webster, C. R., Manney, G. L., Scott, D. C., Margitan, J. J., May, R. D., Irion, F. W., Gunson, M. R., Russell III, J. M., and Spivakovsky, C. M.: Maintenance of high HCl/Cl_y and NO_x/NO_y in the Antarctic vortex: A chemical signature of confinement during spring, *J. Geophys. Res.*, 104, 26,419–26,436, 1999.
- 35 Molina, L. T. and Molina, M. J.: Production of Cl₂O₂ from the Self–Reaction of the ClO Radical, *J. Phys. Chem. (A)*, 91, 433–436, 1987.
- Molina, L. T., Spencer, J. E., and Molina, M. J.: The rate constant for the reaction of O(³P) atoms with ClONO₂, *Chem. Phys. Lett.*, 45, 158–162, [https://doi.org/10.1016/0009-2614\(77\)85233-0](https://doi.org/10.1016/0009-2614(77)85233-0), 1977.
- Molina, M. J.: Role of Chlorine in Stratospheric Chemistry, *Pure Appl. Chem.*, 68, 1749–1756, <https://doi.org/10.1351/pac199668091749>, 1996.

- Molina, M. J. and Rowland, F. S.: Stratospheric sink for chlorofluoromethanes: Chlorine atom-catalysed destruction of ozone, *Nature*, 249, 810–812, 1974.
- Molina, M. J., Molina, L. T., and Ishiwata, T.: Kinetics of the $\text{ClO} + \text{NO}_2 + \text{M}$ reaction, *J. Phys. Chem.*, 84, 3100–3104, <https://doi.org/10.1021/j100460a026>, 1980.
- 5 Molina, M. J., Tso, T.-L., Molina, L. T., and Wang, F. C.-Y.: Antarctic Stratospheric Chemistry of Chlorine Nitrate, Hydrogen Chloride, and Ice: Release of Active Chlorine, *Science*, 238, 1253–1257, <https://doi.org/10.1126/science.238.4831.1253>, 1987.
- Molina, M. J., Molina, L. T., Zhang, R., Meads, R. F., and Spencer, D. D.: The reaction of ClONO_2 with HCl on aluminium oxide, *Geophys. Res. Lett.*, 24, 1619–1622, 1997.
- 10 Moore, T. A., Okumura, M., Tagawa, M., and K., T.: Dissociation dynamics of ClONO_2 and relative Cl and ClO product yields following photoexcitation at 308 nm, *Faraday Discuss.*, 100, 295–307, <https://doi.org/10.1039/FD9950000295>, 1995.
- Müller, R., Peter, T., Crutzen, P. J., Oelhaf, H., Adrian, G. P., von Clarmann, T., Wegner, A., Schmidt, U., and Lary, D.: Chlorine chemistry and the potential for ozone depletion in the Arctic stratosphere in the winter of 1991/92, *Geophys. Res. Lett.*, 21, 1427–1430, 1994.
- Murcray, D. G., Goldman, A., Williams, W. J., Murcray, F. H., Bonomo, F. S., Bradford, C. M., Cook, G. R., Hanst, P. L., and
15 Molina, M. J.: Upper limit for stratospheric ClONO_2 from balloon-borne infrared measurements, *Geophys. Res. Lett.*, 4, 227–230, <https://doi.org/10.1029/GL004i006p00227>, 1977.
- Murcray, D. G., Williams, J. W., Barker, D. B., Goldman, A., Bradford, C. M., and Cook, G. R.: Measurements of Constituents of Interest in the Photochemistry of the Ozone Layer Using Infrared Techniques, in: Papers presented at the WMO Symposium on the Geophysical Aspects and Consequences of Changes in the Composition of the Stratosphere, Toronto 26–30 June 1978, pp. 61–68, Geneva : Secretariat
20 of the World Meteorological Organization, 1978.
- Murcray, D. G., Goldman, A., Murcray, F. H., Murcray, F. J., and Williams, W. J.: Stratospheric Distribution of ClONO_2 , *Geophys. Res. Lett.*, 6, 857–859, 1979.
- Nakajima, H., Sugita, T., Irie, H., Saitoh, N., Kanzawa, H., Oelhaf, H., Wetzel, G., Toon, G. C., Sen, B., Blavier, J.-F., Traub, W. A., Jucks, K., Johnson, D. G., Yokota, T., and Sasano, Y.: Measurements of ClONO_2 by the Improved Limb Atmospheric Spectrometer (ILAS) in high-latitude stratosphere: New products using version 6.1 data processing algorithm, *J. Geophys. Res.*, 111, D11S19, <https://doi.org/10.1029/2005JD006441>, 2006.
- 25 Nassar, R., Bernath, P. F., Boone, C. D., Clerbaux, C., Coheur, P. F., Dufour, G., Froidevaux, L., Mahieu, E., McConnell, J. C., McLeod, S. D., Murtagh, D. P., Rinsland, C. P., Semeniuk, K., Skelton, R., Walker, K. A., and Zander, R.: A global inventory of stratospheric chlorine in 2004, *J. Geophys. Res.*, 111, D22312, <https://doi.org/10.1029/2006JD007073>, 2006.
- 30 Nelson, C. M., Moore, T. A., Okumura, M., and Minton, T. K.: Photodissociation of ClONO_2 at 193 and 248 nm, *Chem. Phys.*, 207, 287–308, [https://doi.org/10.1016/0301-0104\(95\)00383-5](https://doi.org/10.1016/0301-0104(95)00383-5), 1996.
- Nickolaisen, S. L., Sander, S. P., and Friedl, R. R.: Pressure-dependent yields and product branching ratios in the broadband photolysis of chlorine nitrate, *J. Phys. Chem.*, 100, 10 165–10 178, <https://doi.org/10.1021/jp953612s>, 1996.
- Notholt, J.: FTIR measurements of HF, N_2O and CFCs during the Arctic polar night with the moon as light source, subsidence during winter
35 1992/93, *Geophys. Res. Lett.*, 21, 2385–2388, 1994.
- Notholt, J., Neuber, R., Schrems, O., and von Clarmann, T.: Stratospheric Trace Gas Concentrations in the Arctic Polar Night Derived by FTIR-Spectroscopy With the Moon as IR Light Source, *Geophys. Res. Lett.*, 20, 1993.
- Notholt, J., von Clarmann, T., Adrian, G. P., and Schrems, O.: Ground-based FTIR measurements of ClONO_2 vertical column amounts in the Arctic, *Geophys. Res. Lett.*, 21, 1359–1362, <https://doi.org/10.1029/93GL01785>, 1994.

- Notholt, J., von der Gathen, P., and Peil, S.: Heterogeneous conversion of HCl and ClONO₂ during the Arctic winter 1992/1993 initiating ozone depletion, *J. Geophys. Res.*, 100, 11,269–11,274, 1995.
- Notholt, J., Toon, G., Lehmann, R., Sen, B., and Blavier, J.-F.: Comparison of Arctic and Antarctic trace gas column abundances from ground-based Fourier transform infrared spectrometer, *J. Geophys. Res.*, 102, 12,863–12,869, 1997.
- Oelhaf, H., von Clarmann, T., Fischer, H., Friedl-Vallon, F., Fritzsche, C., Linden, A., Piesch, C., Seefeldner, M., and Völker, W.: Stratospheric ClONO₂ and HNO₃ profiles inside the Arctic vortex from MIPAS-B limb emission spectra obtained during EASOE, *Geophys. Res. Lett.*, 21, 1263–1266, 1994.
- Payan, S., Camy-Peyret, C., Jeseck, P., Hawat, T., and Durry, G.: First direct simultaneous HCl and ClONO₂ profile measurements in the Arctic vortex, *Geophys. Res. Lett.*, 25, 2663–2666, 1998.
- Pfeilsticker, K., Blom, C. E., Brandtjen, R., Glatthor, N., Grendel, A., Gulde, T., Höpfner, M., Perner, D., Piesch, C., Platt, U., Renger, W., Sessler, J., and Wirth, M.: Aircraft-borne detection of stratospheric column amounts of O₃, NO₂, OClO, ClNO₃, HNO₃ and aerosols around the arctic vortex (79°N to 39°N) during spring 1993, 1. Observational data, *J. Geophys. Res.*, 102, 10,801–10,814, 1997.
- Pitari, G., Visconti, G., and Rizi, V.: Sensitivity of stratospheric ozone to heterogeneous chemistry on sulfate aerosols, *Geophys. Res. Lett.*, 18, 833–836, 1991.
- Portmann, R. W., Solomon, S., Garcia, R. R., Thomason, L. W., Poole, L. R., and McCormick, M. P.: Role of aerosol variations in anthropogenic ozone depletion in polar regions, *J. Geophys. Res.*, 101, 22,991–23,006, <https://doi.org/10.1029/96JD02608>, 1996.
- Prather, M. J.: Catastrophic Loss of Stratospheric Ozone in Dense Volcanic Clouds, *J. Geophys. Res.*, 97, 10,187–10,191, 1992.
- Randel, W. J., Wu, F., Russell III, J. M., Waters, J., and Froidevaux, L.: Ozone and temperature changes in the stratosphere following the eruption of Mount Pinatubo, *J. Geophys. Res.*, 100, 16,753–16,764, 1995.
- Rankin, D. W. H. and Robertson, H. E.: Gas-phase molecular structures determined by electron diffraction, in: *Spectroscopic Properties of Inorganic and Organometallic Compounds: Volume 27*, edited by Davidson, G., vol. 27, pp. 438–458, The Royal Society of Chemistry, <https://doi.org/10.1039/9781847555113-00438>, <http://dx.doi.org/10.1039/9781847555113-00438>, 1994.
- Raspollini, P., Carli, B., Carlotti, M., Ceccherini, S., Dehn, A., Dinelli, B. M., Dudhia, A., Flaud, J.-M., López-Puertas, M., Niro, F., Remedios, J. J., Ridolfi, M., Sembhi, H., Sgheri, L., and von Clarmann, T.: Ten years of MIPAS measurements with ESA Level 2 processor V6 – Part I: retrieval algorithm and diagnostics of the products, *Atmos. Meas. Tech.*, 6, 2419–2439, <https://doi.org/10.5194/amt-6-2419-2013>, 2013.
- Ravishankara, A. R.: Contribution to the ‘General Discussion’ led by Prof. Wodtke, *Faraday Discuss.*, 100, 335–336, 1995.
- Reisinger, A. R., Jones, N. B., and Matthews, W. A.: Southern hemisphere midlatitude ground-based measurements of ClONO₂: Method of analysis, seasonal cycle and long term-trend, *J. Geophys. Res.*, 100, 23,183–23,193, 1995.
- Rex, M., Harris, N. R. P., von der Gathen, P., Lehmann, R., Braathen, G. O., Reimer, E., Beck, A., Chipperfield, M. P., Alfier, R., Allaart, M., O’Connor, F., Dier, H., Dorokhov, V., Fast, H., Gil, M., Kyrö, E., Litynska, Z., Mikkelsen, I. S., Molyneux, M. G., Nakane, H., Notholt, J., Rummukainen, M., Viatte, P., and Wenger, J.: Prolonged stratospheric ozone loss in the 1995–96 Arctic winter, *Nature*, 389, 835–838, 1997).
- Rice, O. K. and Ramsperger, H. C.: Theories of unimolecular gas reactions at low pressures, *J. Am. Chem. Soc.*, 49, 1617–1629, <https://doi.org/10.1021/ja01406a001>, 1927.
- Riese, M., Preusse, P., Spang, R., Ern, M., Jarnish, M., Grossmann, K. U., and Offermann, D.: Measurements of trace gases by the Cryogenic Infrared Spectrometers and Telescopes (CRISTA) experiment, *Adv. Space Res.*, 19, 563–566, 1997.

- Riese, M., Spang, R., Preusse, P., Ern, M., Jarnish, M., Offermann, D., and Grossmann, K. U.: Cryogenic Infrared Spectrometers and Telescopes for the Atmosphere (CRISTA) data processing and atmospheric temperature and trace gas retrieval, *J. Geophys. Res.*, 104, 16,349–16,367, 1999.
- 5 Riese, M., Friedl-Vallon, F., Spang, R., Preusse, P., Schiller, C., Hoffmann, L., Konopka, P., Oelhaf, H., von Clarmann, T., and Höpfner, M.: GLOBal limb Radiance Imager for the Atmosphere (GLORIA): Scientific objectives, *Adv. Space Res.*, 36, 989–995, <https://doi.org/10.1016/j.asr.2005.04.115>, 2005.
- Rinsland, C. P., Goldman, A., Murcray, D. G., Murcray, F. J., Bonomo, F. S., Blatherwick, R. D., Malathy Devi, V., Smith, M. A. H., and Rinsland, P. L.: Tentative Identification of the 780-cm^{-1} ν_4 Q branch of chlorine nitrate in high resolution solar absorption spectra of the stratosphere, *J. Geophys. Res.*, 90, 7931–7943, <https://doi.org/10.1029/JD090iD05p07931>, 1985.
- 10 Rinsland, C. P., Gunson, M. R., Abrams, M. C., Zander, R., Mahieu, E., Goldman, A., Ko, M. K. W., Rodriguez, J. M., and Sze, N. D.: Profiles of stratospheric chlorine nitrate (ClONO₂) from atmospheric trace molecule spectroscopy/ATLAS 1 infrared solar occultation spectra, *J. Geophys. Res.*, 99, 18,895–18,900, 1994.
- Rinsland, C. P., Gunson, M. R., Abrams, M. C., Lowes, L. L., Zander, R., Mahieu, E., Goldman, A., and Irion, F. W.: April 1993 Arctic profiles of stratospheric HCl, ClONO₂, and CCl₂F₂ from atmospheric trace molecule spectroscopy/ ATLAS 2 infrared solar occultation spectra, *J. Geophys. Res.*, 100, 14,019–14,027, 1995.
- 15 Rinsland, C. P., Gunson, M. R., Salawitch, R. J., Michelsen, H. A., Zander, R., Newchurch, M. J., Abbas, M. M., Abrams, M. C., Manney, G. L., Chang, A. Y., Irion, F. W., Goldman, A., and Mahieu, E.: ATMOS/ATLAS–3 measurements of stratospheric chlorine and reactive nitrogen partitioning inside and outside the November 1994 Antarctic vortex, *Geophys. Res. Lett.*, 23, 2365–2368, 1996a.
- 20 Rinsland, C. P., Zander, R., Demoulin, P., and Mahieu, E.: ClONO₂ total vertical column abundances above the Jungfraujoch Station 1986–1994: Long-term trend and winter-spring enhancements, *J. Geophys. Res.*, 101, 3891–3899, 1996b.
- Rinsland, C. P., Mahieu, E., Zander, R., Jones, N. B., Chipperfield, M. P., Goldman, A., Anderson, J., Russell III, J. M., Demoulin, P., Notholt, J., Toon, G. C., Blavier, J.-F., Sen, B., Sussmann, R., Wood, S. W., Meier, A., Griffith, D. W. T., Chiou, L. S., Murcray, F. J., Stephen, T. M., Hase, F., Mikuteit, S., Schulz, A., and Blumenstock, T.: Long-term trends of inorganic chlorine from ground-based infrared solar spectra: Past increases and evidence for stabilization, *J. Geophys. Res.*, 108, 4252, <https://doi.org/10.1029/2002JD003001>, 2003.
- 25 Rinsland, C. P., Chiou, L. S., Goldman, A., and Hannigan, J. W.: Multi-decade measurements of the long-term trends of atmospheric species by high-spectral-resolution infrared solar absorption spectroscopy, *J. Quant. Spectrosc. Radiat. Transfer*, 111, 376–383, <https://doi.org/10.1016/j.jqsrt.2009.09.012>, 2010.
- Robinson, G. N., Worsnop, D. R., Jayne, J. T., Kolb, C. E., and Davidovits, P.: Heterogeneous uptake of ClONO₂ and N₂O₅ by sulfuric acid solutions, *J. Geophys. Res.*, 102, 3583–3601, 1997.
- 30 Roche, A. E., Kumer, J. B., and Mergenthaler, J. L.: CLAES observations of ClONO₂ and HNO₃ in the Antarctic stratosphere, between June 15 and September 17, 1992, *Geophys. Res. Lett.*, 20, 1223–1226, 1993.
- Roche, A. E., Kumer, J. B., Mergenthaler, J. L., Nightingale, R. W., Uplinger, W. G., Ely, G. A., Potter, J. F., Wuebbles, D. J., Connell, P. S., and Kinnison, D. E.: Observations of lower-stratospheric ClONO₂, HNO₃, and aerosol by the UARS CLAES experiment between January 1992 and April 1993, *J. Atmos. Sci.*, 51, 2877–2902, 1994.
- 35 Rothman, L. S., Jacquemart, D., Barbe, A., Benner, D. C., Birk, M., Brown, L. R., Carleer, M. R., Chackerian Jr., C., Chance, K., Coudert, L. H., Dana, V., Devi, V. M., Flaud, J.-M., Gamache, R. R., Goldman, A., Hartmann, J.-M., Jucks, K. W., Maki, A. G., Mandin, J.-Y., Massie, S. T., Orphal, J., Perrin, A., Rinsland, C. P., Smith, M. A. H., Tennyson, J., Tolchenov, R. N., Toth, R. A., Vander Auwera, J.,

- Varanasi, P., and Wagner, G.: The *HITRAN* 2004 molecular spectroscopic database, *J. Quant. Spectrosc. Radiat. Transfer*, 96, 139–204, <https://doi.org/10.1016/j.jqsrt.2004.10.008>, 2005.
- Rowland, F. S., Spencer, J. E., and Molina, M. J.: Stratospheric formation and photolysis of chlorine nitrate, *J. Phys. Chem.*, 80, 2711–2713, <https://doi.org/10.1021/j100565a019>, 1976.
- 5 Salawitch, R. J., Wofsy, S. C., and McElroy, M. B.: Influence of Polar Stratospheric Clouds on the Depletion of Antarctic Ozone, *Geophys. Res. Lett.*, 15, 871–874, 1988.
- Salawitch, R. J., Wofsy, S. C., Gottlieb, E. W., Lait, L. R., Newman, P. A., Schoeberl, M. R., Loewenstein, M., Podolske, J. R., Strahan, S. E., Proffitt, M. H., Webster, C. R., May, R. D., Fahey, D. W., Baumgardner, D., Dye, J. E., Wilson, J. C., Kelly, K. K., Elkins, J. W., Chan, K. R., and Anderson, J. G.: Chemical loss of ozone in the Arctic polar vortex in the winter of 1991–1992, *Science*, 261, 1146–1149, 1993.
- 10 Sander, R., Rudich, Y., von Glasow, R., and Crutzen, P. J.: The role of BrNO₃ in marine tropospheric chemistry: A model study, *Geophys. Res. Lett.*, 26, 2857–2860, <https://doi.org/10.1029/1999GL900478>, 1999.
- Santee, M. L., Froidevaux, L., Manney, G. L., Read, W. G., Waters, J. W., Chipperfield, M. P., Roche, A. E., Kumer, J. B., Mergenthaler, J. L., and Russell III, J. M.: Chlorine deactivation in the lower stratospheric polar regions during late winter: Results from UARS, *J. Geophys. Res.*, 101, 18,835–18,859, 1996.
- 15 Santee, M. L., Tabazadeh, A., Manney, G. L., Salawitch, R. J., Froidevaux, L., Read, W. G., and Waters, J. W.: UARS Microwave Limb Sounder HNO₃ observations: Implications for Antarctic polar stratospheric clouds, *J. Geophys. Res.*, 103, 13,285–13,313, 1998.
- Santee, M. L., MacKenzie, I. A., Manney, G. L., Chipperfield, M. P., Bernath, P. F., Walker, K. A., Boone, C. D., Froidevaux, L., Livesey, N. J., and Waters, J. W.: A study of stratospheric chlorine partitioning based on new satellite measurements and modeling, *J. Geophys. Res.*, 113, D12307, <https://doi.org/10.1029/2007JD009057>, 2008.
- 20 Sen, B., Osterman, G. B., Salawitch, R. J., Toon, G. C., Margitan, J. J., Blavier, J.-F., Chang, A. Y., May, R. D., Webster, C. R., Stimpfle, R. M., Bonne, G. P., Voss, P. B., Perkins, K. K., Anderson, J. G., Cohen, R. C., Elkins, J. W., Dutton, G. S., Hurst, D. F., Romashkin, P. A., Atlas, E. L., Schauffler, S. M., and Loewenstein, M.: The budget and partitioning of stratospheric chlorine during the 1997 Arctic summer, *J. Geophys. Res.*, 104, 26,653–26,665, 1999.
- 25 Sheese, P. E., Walker, K. A., Boone, C. D., McLinden, C. A., Bernath, P. F., Bourassa, A. E., Burrows, J. P., Degenstein, D. A., Funke, B., Fussen, D., Manney, G. L., McElroy, C. T., Murtagh, D., Randall, C. E., Raspollini, P., Rozanov, A., Russell III, J. M., Suzuki, M., Shiotani, M., Urban, J., von Clarmann, T., and Zawodny, J. M.: Validation of ACE-FTS version 3.5 NO_y species profiles using correlative satellite measurements, *Atmos. Meas. Tech.*, 9, 5781–5810, <https://doi.org/10.5194/amt-9-5781-2016>, 2016.
- Shi, Q., Jayne, J. T., Kolb, C. E., Worsnop, D. R., and Davidovits, P.: Kinetic model for reaction of ClONO₂ with H₂O and HCl and HOCl with HCl in sulfuric acid solutions, *J. Geophys. Res.*, 106, 24,259–24,274, <https://doi.org/10.1029/2000JD000181>, 2001.
- 30 Solomon, P. M., de Zafra, R., Parrish, A., and Barrett, J. W.: Diurnal Variation of Stratospheric Chlorine Monoxide: A Critical Test of Chlorine Chemistry in the Ozone Layer, *Science*, 224, 1210–1214, <https://doi.org/10.1126/science.224.4654.1210>, 1984.
- Solomon, P. M., Connor, B., de Zafra, R. L., Parrish, A., Barrett, J., and Jaramillo, M.: High concentrations of chlorine monoxide at low altitudes in the Antarctic spring stratosphere: Secular variation, *Nature*, 328, 411–413, 1987.
- 35 Solomon, S.: Antarctic ozone: Progress towards a quantitative understanding, *Nature*, 347, 347–354, 1990.
- Solomon, S.: Stratospheric Ozone Depletion: A Review of Concepts and History, *Rev. Geophys.*, 37, 275–315, 1999.
- Solomon, S. and Crutzen, P. J.: Analysis of the August 1972 Solar Proton Event Including Chlorine Chemistry, *J. Geophys. Res.*, 86, 1140–1146, 1981.
- Solomon, S., Garcia, R. R., Rowland, F. S., and Wuebbles, D. J.: On the depletion of Antarctic ozone, *Nature*, 321, 755–758, 1986.

- Solomon, S., Kinnison, D., Bandoro, J., and Garcia, R.: Simulation of polar ozone depletion: An update, *J. Geophys. Res. Atmos.*, 120, 7958–7974, <https://doi.org/10.1002/2015JD023365>, 2015.
- Solomon, S., Kinnison, D., Garcia, R. R., Bandoro, J., Mills, M., Wilka, C., Neely III, R. R., Schmidt, A., Barnes, J. E., Vernier, J., and Höpfner, M.: Monsoon circulations and tropical heterogeneous chlorine chemistry in the stratosphere, *Geophys. Res. Lett.*, 43, 12,624–12,633, <https://doi.org/10.1002/2016GL071778>, 2016.
- Spang, R., Riese, M., and Offermann, D.: CRISTA–2 observations of the south polar vortex in winter 1997: A new dataset for polar process studies, *Geophys. Res. Lett.*, 28, 3159–3162, 2001.
- Stiller, G. P., ed.: The Karlsruhe Optimized and Precise Radiative Transfer Algorithm (KOPRA), vol. FZKA 6487 of *Wissenschaftliche Berichte*, Forschungszentrum Karlsruhe, Karlsruhe, 2000.
- Stimpfle, R. M., Cohen, R. C., Bonne, G. P., Voss, P. B., Perkins, K. K., Koch, L. C., Anderson, J. G., Salawitch, R. J., Lloyd, S. A., Gao, R. S., DelNegro, L. A., Keim, E. R., and Bui, T. P.: The coupling of ClONO₂, ClO, and NO₂ in the lower stratosphere from in situ observations using the NASA ER–2 aircraft, *J. Geophys. Res.*, 104, 26,705–26,714, 1999.
- Stolarski, R. S. and Cicerone, R. J.: Stratospheric chlorine: A possible sink for ozone, *Cand. J. Chem.*, 52, 1610–1615, 1974.
- Størmer, C.: Remarkable Clouds at High Altitudes, *Nature*, 123, 260–261, <https://doi.org/10.1038/123260a0>, 1929.
- Størmer, C.: Mother-of-Pearl Clouds over Scandinavia in January and February 1932, *Nature*, 129, 941, <https://doi.org/10.1038/129941a0>, 1932.
- Stroh, F., Heinecke, F., Afchine, A., Barthel, J., Engel, A., Groß, J.-U., von Hobe, M., Schönfeld, A. R. A., Suminska, O., and Tan, V.: Balloon-borne In-Situ Measurements of ClO and ClONO₂ in the late 2010/2011 Arctic Polar Vortex: instrument Calibration and Results, 2011.
- Tang, M. J., Keeble, J., Telford, P. J., Pope, F. D., Braesicke, P., Griffiths, P. T., Abraham, N. L., McGregor, J., Watson, I. M., Cox, R. A., Pyle, J. A., and Kalberer, M.: Heterogeneous reaction of ClONO₂ with TiO₂ and SiO₂ aerosol particles: implications for stratospheric particle injection for climate engineering, *Atmos. Chem. Phys.*, 16, 15 397–15 412, 2016.
- Tie, X. X. and Brasseur, G.: The importance of heterogeneous bromine chemistry in the lower stratosphere, *Geophys. Res. Lett.*, 23, 2505–2508, 1996.
- Tolbert, M. A., Rossi, M. J., Malhotra, R., and Golden, D. M.: Reaction of Chlorine Nitrate with Hydrogen Chloride and Water at Antarctic Stratospheric Temperatures, *Science*, 238, 1258–1260, <https://doi.org/10.1126/science.238.4831.1258>, 1987.
- Tolbert, M. A., Rossi, M. J., and Golden, D. M.: Heterogeneous interactions of chlorine nitrate, hydrogen chloride, and nitric acid with sulfuric acid surfaces at stratospheric temperatures, *Geophys. Res. Lett.*, 15, 847–850, 1988.
- Toon, G., Sen, B., Blavier, J.-F., Sasano, Y., Yokota, T., Kanzawa, H., Ogawa, T., Suzuki, M., and Shibasaki, K.: Comparison of ILAS and MkIV profiles of atmospheric trace gases measured above Alaska in May 1997, *J. Geophys. Res.*, 107, ILS 8–1 – ILS 8–6, <https://doi.org/10.1029/2001JD000640>, 2002.
- Toon, G. C., Farmer, C. B., Lowes, L. L., Schaper, P. W., Blavier, J.-F., and Norton, R. H.: Infrared aircraft measurements of stratospheric composition over Antarctica during September 1987, *J. Geophys. Res.*, 94, 16,571–16,596, 1989.
- Toon, G. C., Farmer, C. B., Schaper, P. W., Lowes, L. L., and Norton, R. H.: Composition measurements of the 1989 Arctic winter stratosphere by airborne infrared solar absorption spectroscopy, *J. Geophys. Res.*, 97, 7939–7961, 1992.
- Toon, G. C., Blavier, J.-F., Solario, J. N., and Szeto, J. T.: Airborne observations of the 1992 Arctic winter stratosphere by FTIR solar absorption spectroscopy, in: *Optical Methods in Atmospheric Chemistry*, vol. 1715, pp. 457–467, Society of Photo–Optical Instrumentation Engineers, Bellingham, Wash., 1993a.

- Toon, G. C., Blavier, J.-F., and Szeto, J. T.: Latitude variations of stratospheric trace gases, *Geophys. Res. Lett.*, 21, 2599–2602, 1994.
- Toon, G. C., Blavier, J.-F., Sen, B., Margitan, J. J., Webster, C. R., May, R. D., Fahey, D., Gao, R., DelNegro, L., Proffitt, M., Elkins, J., Romashkin, P. A., Hurst, D. F., Oltmans, S., Atlas, E., Schauffler, S., Flocke, F., Bui, T. P., Stimpfle, R. M., Bonne, G. P., Voss, P. B., and Cohen, R. C.: Comparison of MkIV balloon and ER-2 aircraft measurements of atmospheric trace gases, *J. Geophys. Res.*, 104, 26,779–26,790, 1999.
- Toon, O., Browell, E., Gary, B., Lait, L., Livingston, J., Newman, P., Pueschel, R., Russell, P., Schoeberl, M., Toon, G., Traub, W., Valero, F. P. J., Selkirk, H., and Jordan, J.: Heterogeneous reaction probabilities, solubilities, and the physical state of cold volcanic aerosols, *Science*, 261, 1136–1140, 1993b.
- 10 Toon, O. B., Hamill, P., Turco, R. P., and Pinto, J.: Condensation of HNO₃ and HCl in the winter polar stratospheres, *Geophys. Res. Lett.*, 13, 1284–1287, 1986.
- Toon, O. B., Turco, R. P., and Hamill, P.: Denitrification Mechanisms in the Polar Stratospheres, *Geophys. Res. Lett.*, 17, 445–448, 1990.
- Ungermann, J., Kalicinsky, C., Olschewski, F., Knieling, P., Hoffmann, L., Blank, J., Woiwode, W., Oelhaf, H., Hösen, E., Volk, C. M., Ulanovsky, A., Ravegnani, F., Weigel, K., Stroh, F., and Riese, M.: CRISTA-NF measurements with unprecedented vertical resolution during the RECONCILE aircraft campaign, *Atmos. Meas. Tech.*, 5, 1173–1191, <https://doi.org/10.5194/amt-5-1173-2012>, 2012.
- 15 Virolainen, Y. A., Timofeev, Y. M., Poberovskii, A. V., Kirner, O., and Höpfner, M.: Chlorine Nitrate in the Atmosphere over St. Petersburg, *Izv. Atmos. Ocean. Phys.*, 51, 49–56, 2015.
- von Clarmann, T.: Chlorine in the stratosphere, *Atmósfera*, 26, 415–458, 2013.
- von Clarmann, T., Fischer, H., Friedl-Vallon, F., Linden, A., Oelhaf, H., Piesch, C., Seefeldner, M., and Völker, W.: Retrieval of Stratospheric O₃, HNO₃ and ClONO₂ Profiles From 1992 MIPAS–B Limb Emission Spectra: Method, Results and Error Analysis, *J. Geophys. Res.*, 98, 20,495–20,506, 1993.
- 20 von Clarmann, T., Wetzel, G., Oelhaf, H., Friedl-Vallon, F., Linden, A., Maucher, G., Seefeldner, M., Trieschmann, O., and Lefèvre, F.: ClONO₂ vertical profile and estimated mixing ratios of ClO and HOCl in winter Arctic stratosphere from Michelson Interferometer for Passive Atmospheric Sounding limb emission spectra, *J. Geophys. Res.*, 102, 16,157–16,168, 1997.
- 25 von Clarmann, T., Glatthor, N., Höpfner, M., Kellmann, S., Ruhnke, R., Stiller, G. P., Fischer, H., Funke, B., Gil-López, S., and López-Puertas, M.: Experimental Evidence of Perturbed Odd Hydrogen and Chlorine Chemistry After the October 2003 Solar Proton Events, *J. Geophys. Res.*, 110, A09S45, <https://doi.org/10.1029/2005JA011053>, 2005.
- von Clarmann, T., Höpfner, M., Kellmann, S., Linden, A., Chauhan, S., Funke, B., Grabowski, U., Glatthor, N., Kiefer, M., Schieferdecker, T., Stiller, G. P., and Versick, S.: Retrieval of temperature, H₂O, O₃, HNO₃, CH₄, N₂O, ClONO₂ and ClO from MIPAS reduced resolution nominal mode limb emission measurements, *Atmos. Meas. Techn.*, 2, 159–175, <https://doi.org/10.5194/amt-2-159-2009>, 2009.
- 30 von Clarmann, T., Funke, B., López-Puertas, M., Kellmann, S., Linden, A., Stiller, G. P., Jackman, C. H., and Harvey, V. L.: The solar proton events in 2012 as observed by MIPAS, *Geophys. Res. Lett.*, 40, 1–5, <https://doi.org/10.1002/grl.50119>, 2013.
- Von Hobe, M., Afchine, A., Barthel, J., Franke, H., Hrechanyy, S., Spelten, N., Tan, V., Winkler, U., and Stroh, F.: HALOX: An Instrument for the In-situ Measurement of ClO Dimer and Chlorine Nitrate, unpublished manuscript, 2003.
- 35 Wagner, G. and Birk, M.: New infrared spectroscopic database for chlorine nitrate, *J. Quant. Spectrosc. Radiat. Transfer*, 82, 443–460, [https://doi.org/10.1016/S0022-4073\(03\)00169-9](https://doi.org/10.1016/S0022-4073(03)00169-9), 2003.
- Wallington, T. J. and Cox, R. A.: Kinetics and product of the gas-phase reaction of ClO with NO₂, *J. Chem. Soc., Faraday Trans. 2*, 82, 275–289, <https://doi.org/10.1039/F29868200275>, 1986.

- Wang, S. and Pratt, K. A.: Molecular halogens above the Arctic snowpack: emissions, diurnal variations, and recycling mechanisms, *J. Geophys. Res., Atmospheres*, 122, 11 991–12 007, <https://doi.org/10.1002/2017JD027175>, 2017.
- Waymark, C., Walker, K. A., Boone, C. D., and Bernath, P. F.: ACE-FTS version 3.0 data set: validation and data processing update, *Annals of Geophysics*, 56, <https://doi.org/10.4401/ag-6339>, 2013.
- Weaver, A., Loewenstein, M., Podolske, J. R., Strahan, S. E., Proffitt, M. H., Aikin, K., Margitan, J. J., Jonsson, H. H., Brock, C. A., Wilson, J. C., and Toon, O. B.: Effects of Pinatubo aerosol on stratospheric ozone at mid-latitudes, *Geophys. Res. Lett.*, 20, 2515–2518, 1993.
- Webster, C. R., May, R. D., Michelsen, H. A., Scott, D. C., Wilson, J. C., Jonsson, H. H., Brock, C. A., Dye, J. E., Baumgardner, D., Stimpfle, R. M., Koplow, J. P., Margitan, J. J., Proffitt, M. H., Jaeglé, L., Herman, R. L., Hu, H., Flesch, G. J., and Loewenstein, M.: Evolution of HCl concentrations in the lower stratosphere from 1991 to 1996 following the eruption of Mt. Pinatubo, *Geophys. Res. Lett.*, 25, 995–998, 1998.
- Wegner, A., Stiller, G. P., von Clarmann, T., Maucher, G., Blumenstock, T., and Thomas, P.: Sequestration of HNO₃ in polar stratospheric clouds and chlorine activation as monitored by ground-based Fourier transform infrared solar absorption measurements, *J. Geophys. Res.*, 103, 22,181–22,200, 1998.
- Wetzel, G., Oelhaf, H., Friedl-Vallon, F., Kleinert, A., Lengel, A., Maucher, G., Nordmeyer, H., Ruhnke, R., Nakajima, H., Sasano, Y., Sugita, T., and Yokota, T.: Intercomparison and validation of ILAS-II version 1.4 target parameters with MIPAS-B measurements, *J. Geophys. Res.*, 111, D11S06, <https://doi.org/10.1029/2005JD006287>, 2006.
- Wetzel, G., Sugita, T., Nakajima, H., Tanaka, T., Yokota, T., Friedl-Vallon, F., Kleinert, A., Maucher, G., and Oelhaf, H.: Technical Note: Intercomparison of ILAS-II version 2 and 1.4 trace species with MIPAS-B measurements, *Atmos. Chem. Phys.*, 8, 1119–1126, <https://doi.org/10.5194/acp-8-1119-2008>, 2008.
- Wetzel, G., Oelhaf, H., Kirner, O., Ruhnke, R., Friedl-Vallon, F., Kleinert, A., Maucher, G., Fischer, H., Birk, M., Wagner, G., and Engel, A.: First remote sensing measurements of ClOOCl along with ClO and ClONO₂ in activated and deactivated Arctic vortex conditions using new ClOOCl IR absorption cross sections, *Atmos. Chem. Phys.*, 10, 931–945, <https://doi.org/10.5194/acp-10-931-2010>, 2010.
- Wetzel, G., Oelhaf, H., Kirner, O., Friedl-Vallon, F., Ruhnke, R., Ebersoldt, A., Kleinert, A., Maucher, G., Nordmeyer, H., and Orphal, J.: Diurnal variations of reactive chlorine and nitrogen oxides observed by MIPAS-B inside the January 2010 Arctic vortex, *Atmos. Chem. Phys.*, 12, 6581–6592, <https://doi.org/10.5194/acp-12-6581-2012>, <https://doi.org/10.5194/acp-12-6581-2012>, 2012.
- Wetzel, G., Oelhaf, H., Friedl-Vallon, F., Kleinert, A., Maucher, G., Nordmeyer, H., and Orphal, J.: Long-term intercomparison of MIPAS additional species ClONO₂, N₂O₅, CFC-11, and CFC-12 with MIPAS-B measurements, *Annals of Geophysics*, 56, <https://doi.org/10.4401/ag-6329>, 2013.
- Wilson, J. C., Jonsson, H. H., Brock, C. A., Toohey, D. W., Avallone, L. M., Baumgardner, D., Dye, J. E., Poole, L. R., Woods, D. C., DeCoursey, R. J., Osborn, M., Pitts, M. C., Kelly, K. K., Chan, K. R., Ferry, G. V., Loewenstein, M., Podolske, J. R., and Weaver, A.: In situ observations of aerosol and chlorine monoxide after the 1991 eruption of Mount Pinatubo: Effect of reactions on sulfate aerosol, *Science*, 261, 1140–1143, 1993.
- Woiwode, W., Oelhaf, H., Gulde, T., Piesch, C., Maucher, G., Ebersoldt, A., Keim, C., Höpfner, M., Khaykin, S., Ravegnani, F., Ulanovsky, A. E., Volk, C. M., Hösen, E., Dörnbrack, A., Ungermann, J., Kalicinsky, C., and Orphal, J.: MIPAS-STR measurements in the Arctic UTLS in winter/spring 2010: instrument characterization, retrieval and validation, *Atmos. Meas. Tech.*, 5, 1205–1228, <https://doi.org/10.5194/amt-5-1205-2012>, 2012.
- Wolff, M. A., Kerzenmacher, T., Strong, K., Walker, K. A., Toohey, M., Dupuy, E., Bernath, P. F., Boone, C. D., Brohede, S., Catoire, V., von Clarmann, T., Coffey, M., Daffer, W. H., De Mazière, M., Duchatelet, P., Glatthor, N., Griffith, D. W. T., Hannigan, J., Hase, F.,

- Höpfner, M., Huret, N., Jones, N., Jucks, K., Kagawa, A., Kasai, Y., Kramer, I., Küllmann, H., Kuttippurath, J., Mahieu, E., Manney, G., McElroy, C. T., McLinden, C., Mébarki, Y., Mikuteit, S., Murtagh, D., Piccolo, C., Raspollini, P., Ridolfi, M., Ruhnke, R., Santee, M., Senten, C., Smale, D., Tétard, C., Urban, J., and Wood, S.: Validation of HNO₃, ClONO₂ and N₂O₅ from the Atmospheric Chemistry Experiment Fourier Transform Spectrometer (ACE-FTS), *Atmos. Chem. Phys.*, 8, 3529–3562, 2008.
- 5 Yokelson, R. J., Burkholder, J. B., Goldfarb, L., Fox, R. W., Gilles, M. K., and Ravishankara, A. R.: Temperature dependent rate coefficient for the Cl + ClONO₂ reaction, *J. Phys. Chem.*, 99, 13 976–13 983, <https://doi.org/10.1021/j100038a032>, 1995.
- Yudin, V. A., Geller, M. A., Khattatov, B. V., Douglass, A. R., Cerniglia, M. C., Waters, J. W., Elson, L. S., Roche, A. E., and Russell III, J. M.: A UARS study of lower stratospheric polar processing in the early stages of northern and southern winters, *J. Geophys. Res.*, 102, 19,137–19,148, 1997.
- 10 Zahniser, M. S., Chang, J., and Kaufman, F.: Chlorine nitrate: Kinetics of formation by ClO + NO₂ + M and of reaction with OH, *J. Chem. Phys.*, 67, 997–1003, 1977.
- Zander, R. and Demoulin, P.: Spectroscopic evidence for the presence of the ν_4 -Q branch of chlorine nitrate (ClONO₂) in ground-based infrared solar spectra, *J. Atmos. Chem.*, 6, 191–200, <https://doi.org/10.1007/BF00053855>, 1988.
- 15 Zander, R., Rinsland, C. P., Farmer, C. B., Brown, L. R., and Norton, R. H.: Observation of several chlorine nitrate (ClONO₂) bands in stratospheric infrared spectra, *Geophys. Res. Lett.*, 13, 757–760, <https://doi.org/10.1029/GL013i008p00757>, 1986.
- Zander, R., Gunson, M. R., Foster, J. C., Rinsland, C. P., and Namkung, J.: Stratospheric ClONO₂, HCl, and HF concentration profiles derived from Atmospheric Trace Molecule Spectroscopy Experiment Spacelab 3 observations: An update, *J. Geophys. Res.*, 95, 20,519–20,525, <https://doi.org/10.1029/JD095iD12p20519>, 1990.