

Distributions and sources of low molecular weight monocarboxylic acids in gas and particle from a deciduous broadleaf forest in northern Japan

Tomoki Mochizuki^{1,a}, Kimitaka Kawamura^{1,2}, Yuzo Miyazaki¹, Bhagawati Kunwar², Suresh K.R. Boreddy¹

¹Institute of Low Temperature Science, Hokkaido University, Sapporo, Japan

²Chubu Institute for Advanced Studies, Chubu University, Kasugai, Japan

^aNow at School of Food and Nutritional Science, University of Shizuoka, Shizuoka, Japan

10 *Correspondence to:* K. Kawamura (kkawamura@isc.chubu.ac.jp)

Abstract. To better understand the distributions and sources of low molecular weight (LMW) monocarboxylic acids (monoacids) in the forest atmosphere, we conducted simultaneous collection of gaseous and particulate samples at a deciduous broadleaf forest site in northern Japan. LMW normal (C₁–C₁₀), branched (iC₄–iC₆), hydroxyl (glycolic and lactic) and aromatic (benzoic) monoacids were detected in gas and particle phases. The dominant LMW monoacids in gas phase were formic (mean: 953 ng m⁻³) and acetic (528 ng m⁻³) acids followed by propionic (37 ng m⁻³) or isopentanoic (42 ng m⁻³) acid. In particle phase, isopentanoic (159 ng m⁻³) was dominant followed by acetic (104 ng m⁻³) and formic (71 ng m⁻³) or lactic (65 ng m⁻³) acids. Concentrations of LMW monoacids did not show correlations with anthropogenic tracers such as nss-SO₄²⁻ and NO₃⁻, indicating that anthropogenic contribution is not important. Concentrations of C₁–C₆ monoacids in gas phase showed positive correlations ($r^2 = 0.21$ – 0.91) with isobutyric acid (iC₄), which may be produced by microbial activity in soil. The forest soil may be a source of gaseous C₁–C₆ monoacids in the forest atmosphere. Acetic acid in particle phase positively correlated with nonanoic acid (C₉) ($r^2 = 0.63$), suggesting that formation of acetic and nonanoic acids are associated with the oxidation of biogenic unsaturated fatty acids in aerosol phase, in addition to photochemical oxidation of biogenic VOCs. The particle-phase fractions (F_p) of formic and acetic acids showed negative correlation with ambient temperature (C₁: $r^2 = 0.49$, C₂: $r^2 = 0.60$) but showed positive correlation with relative humidity (C₁: $r^2 = 0.30$, C₂: $r^2 = 0.55$) in daytime, suggesting that these meteorological parameters are important for the gas/particle partitioning of monoacids in the forest atmosphere.

1 Introduction

Homologous series (C₁–C₁₀) of low molecular weight (LMW) monocarboxylic acids (monoacids) are known to exist in the atmosphere as gas and particle phases (e.g., Kawamura et al., 1985; 2000; Liu et al., 2012). They have been reported from urban (Kawamura et al., 2000), forest (Andreae et al., 1988), marine (Miyazaki et al., 2014; Boreddy et al., 2017) and Antarctica samples (Legrand et al., 2004). Formic (C₁) and acetic (C₂) acids are dominant volatile organic species in the atmosphere. LMW monoacids and their salts in aerosols are water-soluble and thus can act as cloud condensation nuclei (CCN), contributing to the Earth radiative forcing directly or indirectly (Kanakidou et al., 2005) and affecting the radiation budget of the atmosphere. On the other hand, high abundances of LMW monoacids in the troposphere can potentially have adverse effect on air quality and human health and also increase the acidity of rainwater (Keene et al., 1983; Kawamura et al., 1996).

LMW monoacids are directly emitted from fossil fuel combustion and biomass- and biofuel-burning (Kawamura et al., 1985; Paulot et al., 2011) and terrestrial vegetation (Kesselmeier et al., 1997; Jardine et al., 2011). In addition, secondary production from photochemical oxidations of biogenic volatile organic compounds (VOCs) such as isoprene and

anthropogenic VOCs such as acetylene and ethane are important sources of LMW monoacids (Paulot et al., 2011). Recently, Stavrou et al. (2012) conducted satellite measurement of formic acid on a global scale. They suggest that boreal and tropical forests are important sources of formic acid in the troposphere. In model experiment, Paulot et al. (2011) estimated that global source of formic and acetic acids are $\sim 1200 \text{ Gmol year}^{-1}$ and $\sim 1400 \text{ Gmol year}^{-1}$, respectively, however, these values are highly uncertain.

In our previous study, normal ($\text{C}_1\text{-C}_{10}$), branched ($\text{iC}_4\text{-iC}_6$) and hydroxy (glycolic and lactic) monoacids were detected in gas, aerosol and snow pit samples (Kawamura et al., 2000; Mochizuki et al., 2016; 2017). In particular, branched (iC_5) and hydroxy (lactic) monoacids were abundantly detected in aerosol samples from northeast China (Mochizuki et al., 2017). Detected branched (iC_4 and iC_5) and hydroxy (lactic) monoacids are likely derived from microorganisms and plants (Effmert et al., 2012; Curl, 1982). However, those monoacids have not been reported in the forest atmosphere, in which ion chromatograph was used and the species detected are generally limited to formic and acetic acids (Tsai et al., 2013). Because LMW monoacids including hydroxyacids are highly water-soluble, they can alter the hygroscopic properties of atmospheric particles. There is no study on gas/particle partitioning of normal ($\text{C}_1\text{-C}_{10}$), branched ($\text{iC}_4\text{-iC}_6$) and hydroxy (glycolic and lactic) monoacids in the forest atmosphere. Therefore, the study of LMW monoacids in forest is important.

In this study, we collected gas and particle samples from a deciduous broadleaf forest of northern Japan in summer. To better understand the distributions and sources of LMW monoacids, the samples were analyzed for normal ($\text{C}_1\text{-C}_{10}$), branched ($\text{iC}_4\text{-iC}_6$), hydroxyl (glycolic and lactic) and aromatic (benzoic) monoacids in both gas and particle phases using a capillary gas chromatography. Inorganic ions were measured in particle phase. We discuss the importance of monoacid-enriched aerosols and their possible sources in the forest atmosphere.

2 Experimental

The Sapporo forest meteorology research site (SAP) ($42^\circ 59' \text{ N}$, $141^\circ 23' \text{ E}$, 182 m a.s.l.) is located in a hilly area (147 ha) neighbouring urban district of Sapporo, Hokkaido, Japan (Figure 1). Residential area is located north, east and west of the site. The forest type is matured secondary deciduous broadleaf forest. The major tree is Japanese white birch (*Betula platyphylla* var. *japonica*) and Japanese oak (*Quercus mongolica* var. *grosse serrata*). The major understory is a dwarf bamboo (*Sasa kurilensis* and *Sasa senanensis*). Meteorological data such as ambient temperature, relative humidity (RH), UV-A, wind speed, wind direction and precipitation were taken at a meteorological tower (Figure 2). Details of the micrometeorological measurements and site information have been described in Yamanoi et al. (2015) and Miyazaki et al. (2012a; 2012b). During the campaign period (June to July, 2010), ambient air temperature ranged from $18 \text{ }^\circ\text{C}$ to $26 \text{ }^\circ\text{C}$ (average: $21 \pm 2.3 \text{ }^\circ\text{C}$), whereas RH ranged from 69% to 96% (average: $87 \pm 7.9\%$). UV-A was high during the first half of the campaign (except for 7 July) and low during the second half. The dominant wind direction throughout the campaign was from east and south. Wind speed ranged from 0.2 to 0.6 m s^{-1} (average: 0.4 m s^{-1}). Precipitation occurred in the morning of 1 July (11 mm), in the evening of 4 July (1.2 mm), and in the morning of 8 July (6.6 mm).

Samplings were conducted from 28 June to 8 July 2010. The samples were collected for 15 hours (5:00–20:00 LT) in daytime ($n = 11$) and 9 hours (20:00–5:00 LT) in nighttime ($n = 11$). Total suspended particle (TSP) and gaseous organic acids were collected using a low-volume air sampler equipped with two-stage filter packs (URG-2000-30FG) at a flow rate of 15 L min^{-1} (Kawamura et al., 1985). The particles were collected onto precombusted ($450 \text{ }^\circ\text{C}$, 6 hours) quartz-fiber filters (47 mm diameter) (first stage), whereas gaseous organic acids were collected on the quartz-fiber filter impregnated with potassium hydroxide (KOH) (second stage). The KOH impregnated filters were prepared by rinsing the precombusted quartz filter in a 0.2 M KOH solution and then dried in an oven at $80 \text{ }^\circ\text{C}$. Each filter was placed in a clean glass bottle with a Teflon-lined screw cap. After the sampling, the filter samples were stored in a freezer room at $-20 \text{ }^\circ\text{C}$ prior to analysis. Semi-volatile organic acids collected on the first filter may in part evaporate, causing negative artifacts. On the other hand, second

filter may adsorb organic vapors evaporated from the first filter, causing positive artifacts. Although such artifacts are possible for any filter-based measurements under ambient conditions, these effects are minimal (Kawamura et al., 1985).

LMW monoacids were determined as p-bromophenacyl esters using a capillary gas chromatograph equipped with a flame ionization detector (GC-FID) and GC-mass spectrometer (GC-MS) (Kawamura and Kaplan, 1984; Mochizuki et al., 2017). Briefly, an aliquot of filter (4.3 cm²) was extracted for water-soluble organic compounds with organic-free ultrapure water (resistivity of > 18.2 MΩ cm) under ultrasonication. To remove the particles, water extracts were filtered through a Pasteur pipette packed with quartz wool. The pH of filtrates was adjusted to 8.5–9.0 with 0.05 M KOH solution. The samples were concentrated down to 0.5 mL using a rotary evaporator under a vacuum at 50 °C. The concentrates were passed through a Pasteur pipette packed with a cation exchange resin (DOWEX 50W-X4, 100-200 mesh, K⁺ form). Free monocarboxylic acids were converted to organic acid salts (RCOO⁻K⁺). After confirming the pH of 8.5–9.0, the samples were dried using a rotary evaporator under vacuum at 50 °C, followed by blowdown with pure nitrogen gas. Organic acids were derivatized to p-bromophenacyl esters in acetonitrile (4 ml) with α,p-dibromoacetophenone (0.1 M, 50 μl) as a derivatization reagent and dicyclohexyl-18-crown-6 (0.01 M, 50 μl) as a catalyst at 80 °C for 2 hours (Kawamura and Kaplan, 1984). In addition, OH functional groups in p-bromophenacyl esters of hydroxymonoacids were reacted with N,O-bis-(trimethylsilyl)trifluoroacetamide (BSTFA) with 1% trimethylsilyl chloride and 10 μl of pyridine at 70 °C for 3 hours to derive trimethylsilyl (TMS) ethers of p-bromophenacyl esters (Kawamura et al., 2012).

p-Bromophenacyl esters and their TMS ethers were identified and quantified using a capillary gas chromatograph (HP GC6890, Hewlett-Packard, USA) equipped with a flame ionization detector and GC-mass spectrometer (Agilent GC7890A and 5975C MSD, Agilent, USA). Details of the methods have been described in Kawamura and Kaplan (1984) and Kawamura et al. (2012). Recoveries of authentic monoacids (C₁–C₁₀, iC₄–iC₆, glycolic, lactic and benzoic acids) spiked to a quartz filter were better than 80%. Analytical errors using authentic monoacids were within 12%.

To measure inorganic ions, a portion of quartz-fiber filter (first stage) was extracted with ultrapure water under ultrasonication. The extracts were passed through a membrane disk filter (0.22 μm, Millipore Millex-GV, Merck, USA). The filtrates were injected into an ion chromatograph (Model 761 compact IC, Metrohm, Switzerland) (Boreddy and Kawamura, 2015). We measured cations (Na⁺, NH₄⁺, K⁺, Mg²⁺ and Ca²⁺) and anions (F⁻, MSA⁻, Cl⁻, NO₂⁻, NO₃⁻, PO₄⁻ and SO₄²⁻) in aerosol samples. Concentrations of non-sea-salt SO₄²⁻ [nss-SO₄²⁻] is calculated by the following equation:

$$[\text{nss-SO}_4^{2-}] = [\text{SO}_4^{2-}] - 0.25 \times [\text{Na}^+],$$

where [SO₄²⁻] and [Na⁺] are concentrations of total SO₄²⁻ and Na⁺, respectively (Duce et al., 1983, Berg and Winchester, 1978).

We calculated seven-day air mass back trajectories at a height of 300 m above sea level using the Meteorological Data Explorer (METEX) provided by the National Institute for Environmental Studies (<http://db.cger.nies.go.jp/metex/index.html>).

3 Results

Low molecular weight normal (C₁–C₁₀), branched (iC₄–iC₆), hydroxyl (glycolic and lactic) and aromatic (benzoic) monoacids were detected in gas and aerosol samples from a deciduous broadleaf forest in northern Japan (Table 1). Figure 3 shows mean concentrations of monoacids in gas and particle phases. In gas phase, formic acid was the dominant species (188–2260 ng m⁻³, mean: 953 ng m⁻³), followed by acetic acid (277–1590 ng m⁻³, mean: 528 ng m⁻³). In particulate phase, isopentanoic acid was found as the dominant species (36–1478 ng m⁻³, mean: 159 ng m⁻³), followed by acetic acid (22–263 ng m⁻³, mean: 104 ng m⁻³) and formic acid (2.2–216 ng m⁻³, mean: 71 ng m⁻³). Lactic acid, which is a hydroxyl monoacid, was generally the fourth most abundant monoacid in particle samples (8.4–522 ng m⁻³, mean: 65 ng m⁻³).

Figure 4 shows day-night variations of selected monoacids in gas and particle phases. Gaseous formic acid did not show any day/night trend, whereas particulate formic acid showed a diurnal distribution with higher concentrations in

nighttime than daytime. Abundances of gaseous acetic acid were higher in daytime than in nighttime, whereas an opposite trend was found for acetic acid in particle phase, that is, particulate acetic acid was more abundant in nighttime than in daytime, being similar to particulate formic acid. Day-to-day variations of other monoacids did not show a clear diurnal trend.

5 The highest concentrations of isopentanoic and lactic acids in particle phase were observed at night on 30 August. Temporal variation of isopentanoic acid in particle phase was similar to that of lactic acid. Gas and particulate concentrations of isopentanoic and lactic acids did not show any clear diurnal variation.

The particle-phase fractions (F_p) of individual monoacids were calculated as $F_p = P/(G+P)$, where P is particle phase concentration and G is gas phase concentration. Table 1 summarizes mean F_p of individual monoacids in daytime and 10 nighttime in the deciduous broadleaf forest. F_p of individual monoacids ranged from 0.04 (C_3) to 0.63 (iC_5) in daytime and 0.05 (C_3) to 0.69 (iC_5) in nighttime. Formic (C_1) and acetic (C_2) acids are largely present in gas phase. Nonanoic (C_9) and decanoic (C_{10}) acids are present not only in gas phase but also in particle phase. Glycolic and lactic acids are largely present in aerosol phase in the forest atmosphere (Table 1).

We detected cations (Na^+ , NH_4^+ , K^+ , Mg^{2+} and Ca^{2+}) and anions (NO_3^- , SO_4^{2-} , MSA^- , Cl^- , NO_2^- and F^-) in particle 15 samples from a deciduous broadleaf forest. $Nss-SO_4^{2-}$ (mean: 2240 ng m^{-3}) is major anion and NH_4^+ (mean: 972 ng m^{-3}) is major cation. Concentrations of major inorganic ions did not show clear diurnal or temporal variations. pH of the water extracts from particle samples ranged from 3.5 to 6.3 (mean: 5.0). We found that particle samples were always acidic in this study.

This forest site is located a few kilometers south of Sapporo metropolitan area. As discussed in the next section, 20 lifetimes of monoacids are relatively long (e.g., 12.9 days for formic acid), suggesting a long-range atmospheric transport of monoacids from other areas. The dominant wind direction was from east and south throughout the sampling period. We compared the concentrations of individual monoacids together with $nss-SO_4^{2-}$ and NO_3^- : anthropogenic tracers to evaluate the influence of anthropogenic air mass transport from urban area. We confirmed that individual monoacids in both gas and particle phases did not show any significant correlations with $nss-SO_4^{2-}$ ($r^2 < 0.14$) and NO_3^- ($r^2 < 0.11$). The majority of 25 sampled air was not influenced by urban air masses. In addition, Figure 5 shows seven-day air mass back trajectories (300 m a.s.l.) for the study period from 28 June to 8 July at the sampling site. Most of the air masses passed through the Pacific Ocean during the measurement period, except for 28 June. This result may suggest that the air masses arriving at the forest site are not affected by the outflows from East Asia and Far East Russia.

4. Discussion

30 4.1 Possible sources of LMW monoacids

To better understand molecular distributions of monoacids in gas phase (i.e., predominance of formic acid followed by acetic acid), we calculated the lifetimes of gaseous C_1 - C_4 and iC_4 monoacids with OH radicals (OH radical concentration = 2.0×10^6 molecule cm^{-3}) using the rate constants of gaseous C_1 - C_4 and iC_4 monoacids (provided by NIST Chemical Kinetics Database). The lifetimes of gaseous formic, acetic, propionic, butyric and isobutyric acids with OH radicals are 12.9, 8.6, 4.8, 35 3.2 and 2.8 days. These results showed that organic acids are relatively stable with longer lifetime for shorter-chain monoacids. This unique feature of lifetime can explain the predominance of formic acid due to the accumulation in gas phase and high concentrations of formic and acetic acids in the atmosphere.

LMW monoacids are directly emitted from fossil fuel combustion (Kawamura et al., 1985) and plant leaves (Kesselmeier and Staudt, 1999) and also produced in the atmosphere by photo-oxidation of anthropogenic and biogenic 40 VOCs (Paulot et al., 2011). LMW monoacids have a variety of anthropogenic and biogenic sources. In gas phase, isobutyric acid (iC_4) showed positive correlations with C_1 (day: $r^2 = 0.36$, night: no correlation), C_2 (0.53, 0.43), C_3 (0.76, 0.64), C_4 (0.82, 0.80), C_5 (0.91, 0.81) and C_6 (0.72, 0.74) monoacids (Figure 6). Branched chain monoacids including isobutylic acid

are known as common metabolites of bacteria (e.g., *Bacteroides distasonis*) and fungi in soils (Effmert et al., 2012 and references therein). Correlations of C₁-C₆ monoacids with iC₄ suggest that forest floor is a source of gaseous C₁-C₆ monoacids in the forest atmosphere. LMW monoacids such as acetic and propionic acids can be produced by microbiological processes (Effmert et al., 2012). In addition, exudation of organic acids is known to occur in vascular plants, mainly from roots (Curl, 1982). Shen et al. (1996) reported that formic, acetic and propionic acids are contained in forest soil and rhizosphere soil.

Although we did not collect a forest soil sample from Sapporo during the air-sampling period, we collected a surrogate soil sample (surface ~3 cm) from a broad-leaf forest at Chubu University campus in central Japan on October 31, 2018. The forest floor at Chubu University site is similar to that of Sapporo site in terms of the coverage with a broad-leaf litter from similar plant species including a Japanese oak. The climate in central Japan is different from northern Japan, but the air temperature recorded in Nagoya next to the Chubu University campus in October 2018 (average: 19±2.9 °C, Japan Meteorological Agency: <https://www.jma.go.jp/jma/indexe.html>) was similar to that of Sapporo (21±2.3 °C) during the air-sampling period. These similarities provide a strong justification to utilize the soil sample from Chubu University site as a surrogate of Sapporo forest soil. The soil sample was analyzed for LMW monoacids after water extraction employing the analytical protocol described in the experimental section. LMW normal (C₁-C₁₀), branched (iC₄) and hydroxyl monoacids were detected in the soil sample (Kunwar et al., unpublished data, 2018). We found high abundances of formic (7400 ng g_{wet soil}⁻¹) and acetic (4260 ng g_{wet soil}⁻¹) acids, which are significantly higher than the rest of monoacids (~1800 ng g_{wet soil}⁻¹). Interestingly, hydroxyacids such as glycolic (1680 ng g_{wet soil}⁻¹) and lactic (1860 ng g_{wet soil}⁻¹) acids were abundantly detected in the soil sample together with isobutyric acid (77 ng g_{wet soil}⁻¹) (Kunwar et al., unpublished data, 2018). These preliminary results suggest that monoacids in the forest atmosphere are in part derived from forest soil via microbial decomposition of plant debris and subsequent emission to the air.

However, it is not easy to estimate the quantitative contribution of monoacids from the forest floor. It is likely that molecular composition of LMW monoacids in soil may depend on a variety of parameters including types of microorganisms in soil, soil organic matter and exudation from plant roots. On the other hand, we consider that photo-oxidation of biogenic VOCs such as isoprene and monoterpenes is an important source of formic and acetic acids in the atmosphere (Paulot et al., 2011).

In particle phase, a positive correlation was observed between acetic acid and nonanoic acid (day: r² = 0.63, night: r² = 0.63) (Figure 7). Unsaturated fatty acids (UFAs) such as oleic (FA_{18:1}) and linoleic (FA_{18:2}) acids are generally present in terrestrial higher plants and soil fungi (Yokouchi and Ambe, 1986; Kaur et al., 2005). Nonanoic (C₉) and hexanoic (C₆) acids are produced by the heterogenous oxidation of FA_{18:1} and FA_{18:2} in aerosols, respectively, via the cleavage of a double bond at C₉-position of UFAs (Yokouchi and Ambe, 1986; Kawamura and Gagosian, 1987). Longer-chain monoacids may produce acetic acid via photochemical breakdown with OH radicals. UFAs may also contribute to the formation of acetic acid in aerosol in a deciduous broadleaf forest.

Relatively high abundances of particulate lactic and isopentanoic acids were observed in the forest atmosphere (Table 1). A positive correlation was observed between lactic acid and isopentanoic acid in particle phase (r² = 0.98). Particulate lactic acid did not show correlations with other LMW monoacids detected in particle phase (r² < 0.17). Isopentanoic acid can be produced by bacteria *Clostridium* spp. and *Bacteroides* spp. (Effmert et al., 2012 and references therein). We confirmed that lactic acid is abundantly present in the forest soil from central Japan (1860 ng g_{wet soil}⁻¹), but isopentanoic acid is below the detection limit (Kunwar et al., unpublished data, 2018). Lactic acid is produced not only by bacteria (*Lactobacillus*) (Cabredo et al., 2009) but also by the oxidation of isoprene with ozone (Nguyen et al., 2010). Microflora community in soil system may be different between the two sites; soil-sampling site in central Japan and air-sampling site in northern Japan. More in-depth studies are needed to better understand the soil-to-air emissions of normal, branched and hydroxyl monoacids in the forest floor and the subsequent interaction between soil and the overlying atmosphere.

4.2 Gas/particle partitioning of LMW monoacids

Generally, F_p increases with an increase in carbon numbers of monoacids (Yatavelli et al., 2014) due to lower vapor pressures of higher MW organic acids. The smaller F_p of formic (daytime: 0.08) and acetic (daytime: 0.14) acids can be explained by higher vapor pressure (C_1 : 5.6×10^{-2} atm, C_2 : 2.1×10^{-2} atm) among LMW monoacids determined. The F_p values of formic and acetic acids measured in a deciduous broadleaf forest in daytime are comparable to those reported from the Pacific Ocean (C_1 : $F_p = 0.04$, C_2 : $F_p = 0.06$) (Miyazaki et al., 2014) and urban Los Angeles (C_1 : $F_p = 0.16$, C_2 : $F_p = 0.06$) (Kawamura et al., 2000), in which the same sampling and analytical protocols were used.

Formic and acetic acids in particle phase show clear day-night variations with higher concentrations in nighttime than in daytime. The higher concentrations in nighttime may be associated with shallower planetary boundary layer, which can accumulate organic acids near the ground surface. It is important to note that wind speed in nighttime (average: 0.3 m s^{-1}) was comparable to that in daytime (average: 0.4 m s^{-1}) and no correlation was observed between the concentrations of formic and acetic acids and wind speed ($r^2 < 0.01$), suggesting an importance of other meteorological parameters that control the gas/particle partitioning of organic acids.

We investigated the effects of ambient temperature on gas/particle partitioning of LMW monoacids. F_p of formic and acetic acids were found to decrease with an increasing ambient temperature (C_1 : $r^2 = 0.49$, C_2 : $r^2 = 0.60$) (Figure 8), whereas other LMW monoacids did not show clear correlations with ambient temperature ($r^2 < 0.37$), except for butyric acid ($r^2 = 0.70$) in daytime. Although F_p of LMW monoacids did not show a significant correlation with ambient temperature in nighttime ($r^2 < 0.16$), except for propionic acid ($r^2 = 0.31$), we found that average F_p of LMW monoacids in nighttime were higher than those in daytime (Table 1). Higher temperature promotes the transfer of aerosol phase formic and acetic acids to gas phase in daytime by evaporation, which is consistent with Henry's Law constants. Khan et al. (1995) reported that ambient temperature is an important factor to control the gas/particle partitioning of organic acids.

On the other hand, we found that F_p of formic and acetic acids increase with an increasing RH in daytime (C_1 : $r^2 = 0.30$, C_2 : $r^2 = 0.55$) (Figure 9), whereas other LMW monoacids did not show a significant correlation with RH ($r^2 < 0.20$), except for butyric acid ($r^2 = 0.55$). In nighttime, F_p of LMW monoacids did not show any significant correlation with RH ($r^2 < 0.15$). Al-Hosney et al. (2005) and Prince et al. (2008) reported that the uptake of formic and acetic acids by CaCO_3 can be enhanced by higher RH (C_1 : RH > 62%, C_2 : RH > 53%). In this study, we estimated liquid water contents (LWC) of aerosols using ISORROPIA-II model (Fountoukis and Nenes, 2007), the data of inorganic ions and meteorological parameters. The estimated aerosol LWC ranged from 1.4 to $14.6 \mu\text{g m}^{-3}$ (av. $6.4 \mu\text{g m}^{-3}$). Although F_p of LMW monoacids did not show any strong correlations with LWC ($r^2 < 0.24$), strong positive correlations were found between RH and aerosol LWC in daytime ($r^2 = 0.47$) and in nighttime ($r^2 = 0.74$). Higher RH may enhance the transfer of gaseous formic and acetic acids to aerosol phase as a result of the condensation of water vapour on aerosol particles.

The larger F_p values were obtained for lactic acid (daytime: 0.60, nighttime: 0.69), although we obtained little smaller values for glycolic acid (0.47-0.48, Table 1). These levels are comparable to that reported for the Pacific Ocean ($F_p = 0.82$) (Miyazaki et al., 2014). Although the vapor pressure of lactic acid (5.3×10^{-4} atm) is higher than those of C_5 - C_{10} monoacids (vapor pressure: 1.6×10^{-4} - 1.6×10^{-10} atm), the F_p of lactic acid was larger than those of C_5 - C_{10} monoacids (F_p : 0.11-0.50). This apparent discrepancy may suggest a possibility that lactic acid is partly present as bioaerosols such as bacterial particle possibly emitted from soil surface in the forest atmosphere.

Gaseous organic acids react with alkaline particles such as calcium carbonate, promoting the gas/particle partitioning of organic acids (Alexander et al., 2015). We calculated total cation equivalents (Na^+ , NH_4^+ , K^+ , Mg^{2+} and Ca^{2+}) minus total anion equivalents (F^- , MSA^- , Cl^- , NO_2^- , NO_3^- and SO_4^{2-}) including monoacids detected, although CO_3^{2-} , HCO_3^- and unidentified organic anions were not considered. Total cations were higher than total anions. No positive correlations were observed ($r^2 < 0.04$) between F_p of individual LMW monoacids and excess cations. This result indicates that excess cations are not an important factor to control the gas/particle partitioning of LMW monoacids in the forest atmosphere. F_p of LMW

monoacids showed positive correlations with mass concentrations of total LMW monoacids in particle phase ($r^2 = 0.24\text{--}0.46$), except for C_3 , C_9 , and C_{10} . This result suggests that gaseous LMW monoacids may be adsorbed on the pre-existing particles in the forest atmosphere, although we did not measure the aerosol mass concentrations.

4. Summary and Conclusions

5 We conducted simultaneous sampling of gaseous (G) and particulate (P) LMW monoacids in a deciduous broadleaf forest from northern Japan, followed by gas chromatographic determination after p-bromophenacyl ester derivatization of monoacids. LMW normal ($C_1\text{--}C_{10}$), branched chain ($iC_4\text{--}iC_6$), hydroxyl (glycolic and lactic) and aromatic (benzoic) acids were detected in both gas and aerosol phases. Formic and acetic acids were found as the dominant species followed by propionic acid in gas phase whereas isopentanoic, acetic and formic acids were detected as major monoacids in particle
10 phase. Particle-phase fractions ($F_p = P/(P+G)$) of major LMW monoacids were low (F_p : 0.04-0.32), although nonanoic ($F_p = 0.50$), decanoic (0.43), isopentanoic (0.68) and lactic (0.66) acids are largely present in aerosol phase. Concentrations of $C_1\text{--}C_6$ monoacids in gas phase showed positive correlations with isobutyric acid (iC_4) ($r^2 = 0.21\text{--}0.91$). Branched chain monoacids that are common metabolites of bacteria and fungi may be derived from the microbial degradation of leaf and plant debris in the forest soil. In addition to atmospheric oxidation of VOCs and UFAs as an important source of organic
15 acids, we suggest that forest floor is another source of gaseous LMW monoacids in the forest atmosphere. Acetic acid in particle phase showed a positive correlation with nonanoic acid (C_9), which is produced by the oxidation of unsaturated fatty acids such as oleic acid. F_p of formic and acetic acids showed negative correlations with ambient temperature (C_1 : $r^2 = 0.49$, C_2 : $r^2 = 0.60$) and positive correlations with RH (C_1 : $r^2 = 0.30$, C_2 : $r^2 = 0.55$) in daytime, suggesting that these meteorological parameters are important factors to control the gas/particle partitioning of LMW monoacids in the forest atmosphere. The
20 present study demonstrates that deciduous broadleaf forest is an important source of LMW monoacids in gas and particle phases in the atmosphere of northern Japan.

References

- Alexander, J. M., Grassian, V. H., Young, M. A., and Kleiber, P. D.: Optical properties of selected components of mineral dust aerosol processed with organic acids and humic material, *J. Geophys. Res. Atmos.*, 120, 2437-2452,
25 doi:10.1002/2014JD022782, 2015.
- Al-Hosney, H. A. Carlos-Cuellar, S., Baltrusaitis, J., Grassian, V. H.: Heterogeneous uptake and reactivity of formic acid on calcium carbonate particles: a Kunden cell reactor, FTIR and SEM study, *Phys. Chem. Chem. Phys.*, 7, 3587-3595, 2005.
- Andreae, M. O., Talbot, R. W., Andreae, T. W., and Harris, R. C.: Formic and acetic acid over the central Amazon region, Brazil. 1. Dry season, *J. Geophys. Res.*, 93, 1616-1624, 1988.
- 30 Berg, W. W. Jr. and Winchester, J. M.: Aerosol chemistry of the marine atmosphere. In: eds. J. P. Riley and R. Chester, *Chemical Oceanography*, 2nd Ed. 7. Academic Press, London, pp. 173-231, 1978.
- Boreddy, S. K. R. and Kawamura, K.: A 12-year observation of water-soluble ions in TSP aerosols collected at a remote marine location in the western North Pacific: an outflow region of Asian dust, *Atmos. Chem. Phys.*, 15, 6437-6453, 2015.
- Boreddy, S. K. R., Mochizuki, T., Kawamura, K., Bikkina, S., and Sarin, M. M.: Homologous series of low molecular
35 weight ($C_1\text{--}C_{10}$) monocarboxylic acids, benzoic acid and hydroxyacids in fine-mode ($PM_{2.5}$) aerosols over the Bay of Bengal: Influence of heterogeneity in air masses and formation pathways, *Atmos. Environ.*, 167, 170-180, 2017.
- Cabredo, S., Parra, A., Saenz, C., and Anzano, J.: Bioaerosols chemometric characterization by laser-induced fluorescence: air sample analysis, *Talanta*, 77, 1837-1842, 2009.
- Curl, E. A.: The rhizosphere relation to pathogen behaviour and root disease, *Plant Disease*, 624-630, 1982.

- Duce, R. A., Arimoto, R., Ray, B. J., Unni, C. K., and Harder, P. J.: Atmospheric trace elements at Enewetak atoll: 1, concentrations, sources, and temporal variability, *J. Geophys. Res.*, 88 (C9), 5321-5342, 1983.
- Effmert, U., Kalderás, J., Warnke, R., and Piechulla, B.: Volatile mediated interactions between bacteria and fungi in the soil, *J. Chem. Ecol.*, 38, 665-703, 2012.
- 5 Fountoukis, C. and Nenes, A.: ISORROPIA II: a computationally efficient thermodynamic equilibrium model for K^+ - Ca^{2+} - Mg^{2+} - NH_4^+ - Na^+ - SO_4^{2-} - NO_3^- - Cl^- - H_2O aerosols, *Atmos. Chem. Phys.*, 7, 4639-4659, 2007.
- Jardine, K., Serrano, A. Y., Arneth, A., Abrell, L., Jardine, A., Artaxo, P., Alves, E., Kesselmeier, J., Taylor, T., Saleska, S., and Huxman, T.: Ecosystem-scale compensation points of formic and acetic acid in the central Amazon. *Biogeosciences*, 8, 3709-3720, 2011.
- 10 Kanakidou, M., Seinfeld, J. H., Pandis, S. N., Barnes, I., Dentener, F. J., Facchini, M. C., Van Dingenen, R., Ervens, B., Nenes, A., Nielsen, C. J., Moortgat, G. K., Winterhalter, R., Myhre, C. E. L., Tsigaridis, K., Vignati, E., Stephanou, E. G., and Wilson, J.: Organic aerosol and global climate modeling: a review, *Atmos. Chem. Phys.*, 5, 1053-1123, 2005.
- Kaur, A., Chaudhary, A., Kaur, A., Choudhary, R., and Kaushik, R.: Phospholipid fatty acid – A bioindicator of environment monitoring and assessment in soil ecosystem, *Current Sci*, 89(7), 1103-1112, 2005.
- 15 Kawamura, K. and Kaplan, I. R.: Capillary gas chromatography determination of volatile organic acids in rain and fog samples, *Anal. Chem.*, 56, 1616-1620, 1984.
- Kawamura, K., Ng, L. L., and Kaplan, I. R.: Determination of organic-acids (C_1 - C_{10}) in the atmosphere, motor exhausts, and engine oils, *Environ. Sci. Technol.*, 19, 1082-1086, 1985.
- Kawamura, K. and Gagosian, R. B.: Implication of ω -oxocarboxylic acids in the remote marine atmosphere for
20 photooxidation of unsaturated fatty acids, *Nature*, 325, 330-332, 1987.
- Kawamura, K., Steinberg, S., and Kaplan, I. R.: Concentrations of mono- and di-carboxylic acids and aldehydes in southern California wet precipitations: comparison of urban and non-urban samples and compositional changes during scavenging, *Atmos. Environ.*, 30, 1035-1052, 1996.
- Kawamura, K., Steinberg, S., and Kaplan, I. R.: Homologous series of C_1 - C_{10} monocarboxylic acids and C_1 - C_6 carbonyls in
25 Los Angeles and motor vehicle exhausts, *Atmos. Environ*, 34, 4175-4191, 2000.
- Kawamura, K., Matsumoto, K., Tachibana, E., and Aoki, K.: Low molecular weight (C_1 - C_{10}) monocarboxylic acids, dissolved organic carbon and major inorganic ions in alpine snow pit sequence from a high mountain site, central Japan, *Atmos. Environ.*, 62, 272-280, 2012.
- Keene, W. C., Galloway, J. N., and Holden Jr., J. D.: Measurement of weak organic acidity in precipitation from remote
30 areas of the world, *J. Geophys. Res.*, 88, 5122-5130, 1983.
- Kesselmeier, J., Bode, K., Hofmann, U., Muller, H., Schafer, L., Wolf, A., Ciccioli, P., Brancaleoni, E., Cecinato, A., Frattoni, M., Foster, P., Ferrari, C., Jacob, V., Fugit, J.L., Dutaur, L., Simon, V., and Torres, L.: Emission of short chained organic acids, aldehydes and monoterpenes from *Quercus ilex* L. and *Pinus pinea* L. in relation to physiological activities, carbon budget and emission algorithms, *Atmos. Environ.*, 31, 119-133, 1997.
- 35 Kesselmeier, J. and Staudt, M.: Biogenic volatile organic compounds (VOC): An overview on emission, physiology, and ecology, *J. Atmos. Chem.*, 33, 23-88, 1999.
- Khan, J., Brimblecombe, P., and Glegg, S. L.: Solubilities of pyruvic acid and the lower (C_1 - C_6) carboxylic acids. Experimental determination of equilibrium vapour pressures above pure aqueous and salt solutions, *J. Atmos. Chem.*, 22, 285-302, 1995.
- 40 Legrand, M., Preunkert, S., and Jourdain, B.: Year-round records of gas and particulate formic and acetic acids in the boundary layer at Dumont d'Urville, coastal Antarctica, *J. Geophys. Res.*, 109, D06313, doi:10.1029/2003JD003786, 2004.

- Liu, J., Zhang, Z., Parker, E. T., Veres, P. R., Toberts, J. M., de Gouw, J. A., Hayes, P. L., Jimenez, J. L., Murphy, J. G., Ellis, R. A., Huey, L. G., and Weber R. J.: On the gas-particle partitioning of soluble organic aerosol in two urban atmospheres with contrasting emissions: 2. Gas and particle phase formic acid, *J. Geophys. Res.*, 117, D00V21, 2012.
- Miyazaki, Y., Jung, Y., Fu, P., Mizoguchi, Y., Yamanoi, K., and Kawamura, K.: Evidence of formation of submicrometer water-soluble organic aerosols at a deciduous forest site in northern Japan in summer, *J. Geophys. Res.*, 117, D19213, doi:10.1029/2012JD018250, 2012a.
- Miyazaki, Y., Fu, P., Kawamura, K., Mizoguchi, Y., and Yamanoi, K.: Seasonal variations of stable carbon isotopic composition and biogenic tracer compounds of water-soluble organic aerosols in a deciduous forest, *Atmos. Chem. Phys.*, 12, 1367-1376, 2012b.
- Miyazaki, Y., Sawano, M., and Kawamura, K.: Low-molecular-weight hydroxyacids in marine atmospheric aerosol: evidence of a marine microbial origin, *Biogeosciences*, 11, 4407-4404, 2014.
- Mochizuki, T., Kawamura, K., Aoki, K., and Sugimoto, N.: Long-range atmospheric transport of volatile monocarboxylic acids with Asian dust over high mountain snow site, central Japan, *Atmos. Chem. Phys.*, 16, 14621-14633, 2016.
- Mochizuki, T., Kawamura, K., Nakamura, S., Kanaya, Y., and Wang, Z.: Enhanced levels of atmospheric low-molecular weight monocarboxylic acids in gas and particulates over Mt. Tai, North China, during field burning of agricultural wastes, *Atmos. Environ.*, 171, 237-247, 2017.
- Nguyen, T. B., Bateman, A. P., Bones, D. L., Nizkorodov, S. A., Laskin, J., and Laskin, A.: High-resolution mass spectrometry analysis of secondary organic aerosol generated by ozonolysis of isoprene, *Atmos. Environ.*, 44, 1032-1042, 2010.
- Paulot, F., Wunch, D., Crouse, J. D., Toon, G. C., Millet, D. B., DeCarlo, P. F., Vigouroux, C., Deutscher, N. M., Abad, G. G., Notholt, J., Warneke, T., Hannigan, J. W., Warneke, C., de Gouw, J. A., Dunlea, E. J., De Maziere, M., Griffith, D. W. T., Bernath, P., Jimenez, J. L., and Wennberg, P. O.: Importance of secondary sources in the atmospheric budgets of formic and acetic acids, *Atmos. Chem. Phys.*, 11, 1989-2013, 2011.
- Prince, A. P., Kleiber, P. D., Grassian, V. H., and Young, M. A.: Reactive uptake of acetic acid on calcite and nitric acid reacted calcite aerosol in an environmental reaction chamber, *Phys. Chem. Chem. Phys.*, 10, 142-152, 2008.
- Shen, Y., Ström, L., Jonsson, J. Å., and Tyler, G.: Low-molecular organic acids in the rhizosphere soil solution of beech forest (*Fagus sylvatica* L.) cambisols determined by ion chromatography using supported liquid membrane enrichment technique, *Soil Biol. Biochem.*, 28(9), 1163-1169, 1996.
- Stavrakou, T., Müller, J-F., Peeters, J., Razavi, A., Clarisse, L., Clerbaux, C., Coheur, P-F., Hurtmans, D., De Maziere, M., Vigouroux, C., Deutscher, N. M., Griffith, D. W. T., Jones, N., and Paton-Walsh, C.: Satellite evidence for a large source of formic acid from boreal and tropical forests, *Nature Geoscience*, 5, 26-30, 2012.
- Tsai, Y. I. and Kuo, S. C.: Contributions of low molecular weight carboxylic acids to aerosols and wet deposition in a natural subtropical broad-leaved forest environment, *Atmos. Environ.*, 81, 270-279, 2013.
- Yamanoi, K., Mizoguchi, Y., and Utsugi, H.: Effects of a windthrow disturbance on the carbon balance of a broadleaf deciduous forest in Hokkaido, Japan, *Biogeosciences*, 12, 6837-6851, 2015.
- Yatavelli, R. L. N., Stark, H., Thompson, S. L., Kimmel, J. R., Cubison, M. J., Day, D. A., Campuzano-Jost, P., Palm, B. B., Hodzic, A., Thornton, J. A., Jayne, J. T., Eorsnop, D. R., and Jimenez, J. L.: Semicontinuous measurements of gas-particle partitioning of organic acids in a ponderosa pine forest using a MOVI-HRToF-CIMS, *Atmos. Chem. Phys.*, 14, 1527-1546, 2014.
- Yokouchi, Y. and Ambe, Y.: Characterization of polar organics in airborne particulate matter, *Atmos. Environ.*, 81, 270-279, 1986.

Figure captions

Figure 1. Location of a forest site for air sampling.

Figure 2. Diurnal and temporal variations of (a) temperature and relative humidity, (b) UV-A, and (c) wind speed and wind
5 direction in a deciduous broadleaf forest.

Figure 3. Average concentrations of LMW monocarboxylic acids in gas and particle phases.

Figure 4. Diurnal variations in the concentrations of major monocarboxylic acids in gas (open circle) and particle (solid
diamond) phases and inorganic ions (nss-SO_4^{2-} and NH_4^+). Day: D, Night: N.

Figure 5. Seven-day air mass back trajectories at a height of 300 m a.s.l. during the sampling period.

10 Figure 6. Concentrations of C_1 – C_6 monoacids against isobutyric acid (iC_4) in gas phase. The coefficient of determination
shows that regression line is statistically significant ($p < 0.05$).

Figure 7. Concentrations of acetic acid in particle phase as a function of those of nonanoic acid. The coefficient of
determination shows that regression line is statistically significant ($p < 0.05$).

Figure 8. Particle-phase fractions (F_p) of formic and acetic acids against temperature. The coefficient of determination shows
15 that regression line is statistically significant ($p < 0.05$).

Figure 9. Particle-phase fractions (F_p) of formic and acetic acids against relative humidity. The coefficient of determination
shows that regression line is statistically significant ($p < 0.1$).

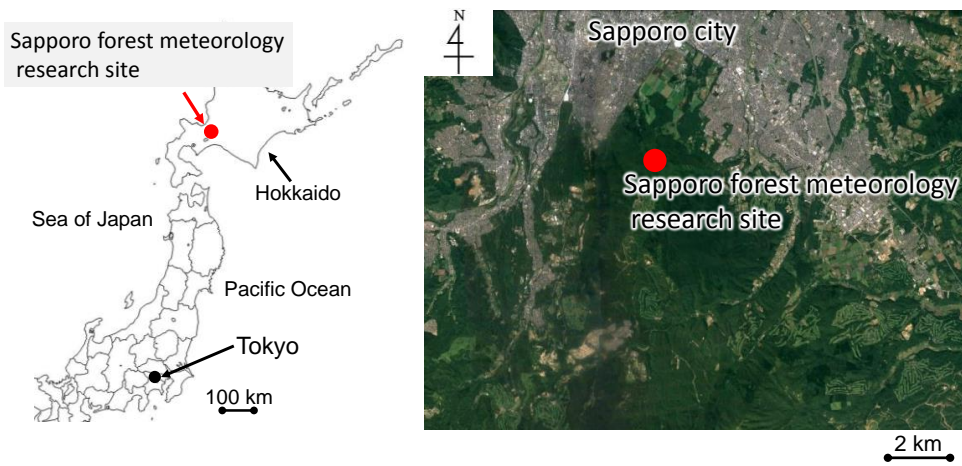


Figure 1. Location of a forest site for air sampling.

5

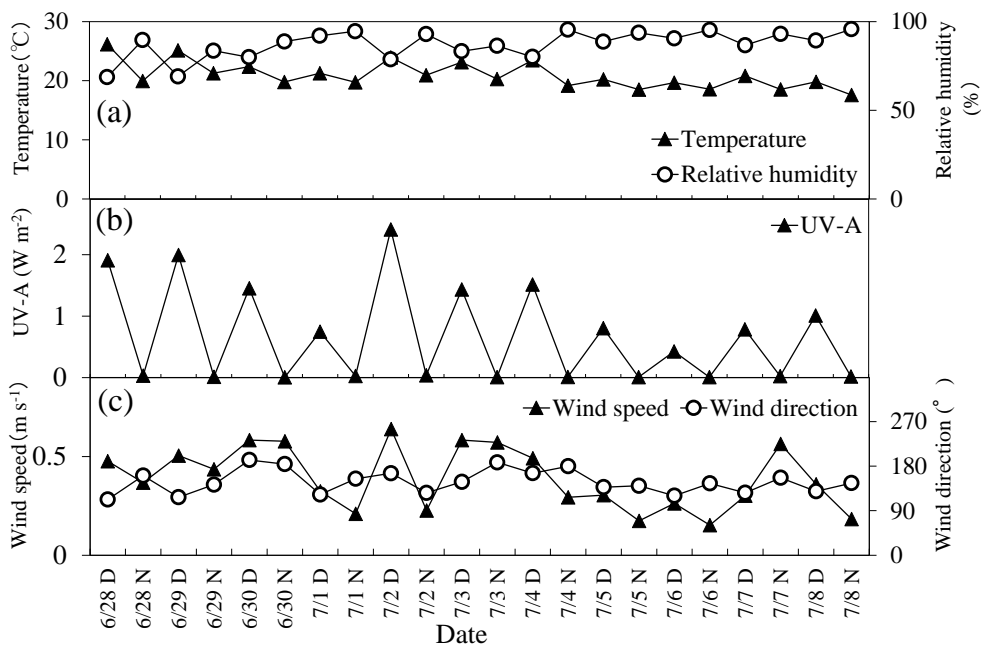


Figure 2. Diurnal and temporal variations of (a) temperature and relative humidity, (b) UV-A, and (c) wind speed and wind direction in a deciduous broadleaf forest.

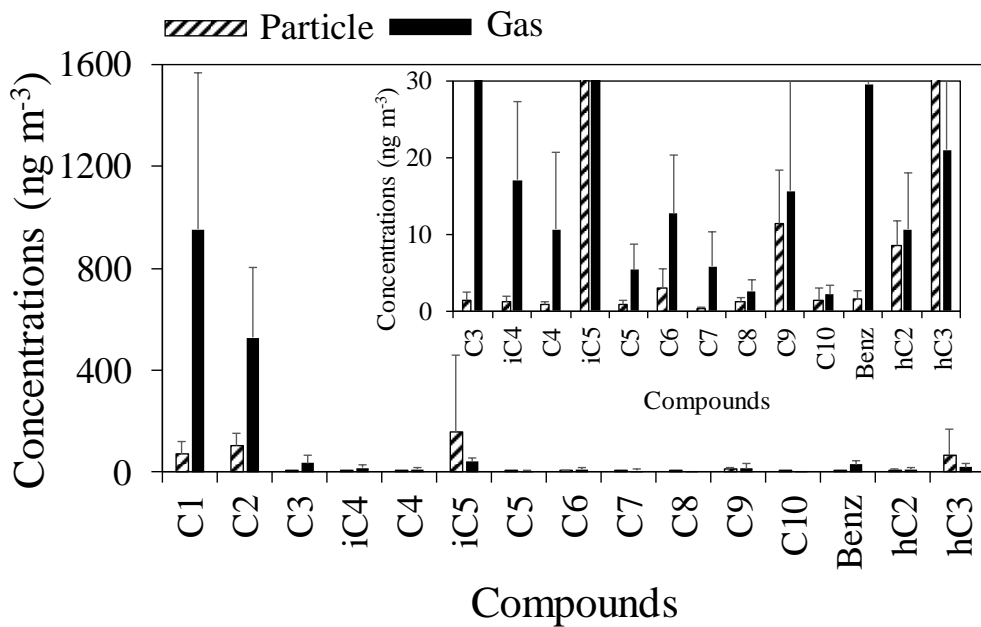


Figure 3. Average concentrations of LMW monocarboxylic acids in gas and particle phases.

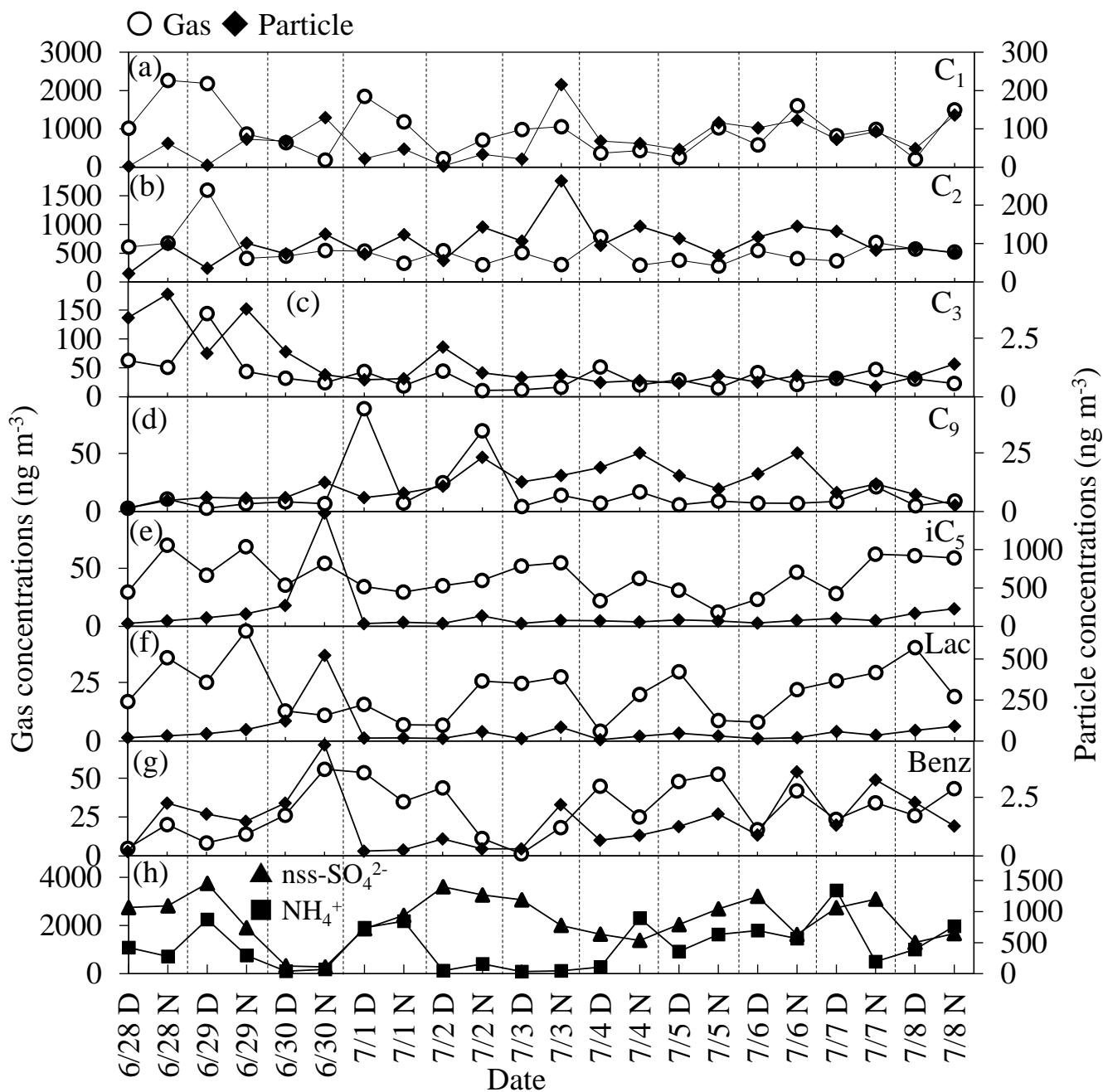


Figure 4. Diurnal variations in the concentrations of major monocarboxylic acids in gas (open circle) and particle (solid diamond) phases and inorganic ions (nss-SO₄²⁻ and NH₄⁺). Day: D, Night: N.

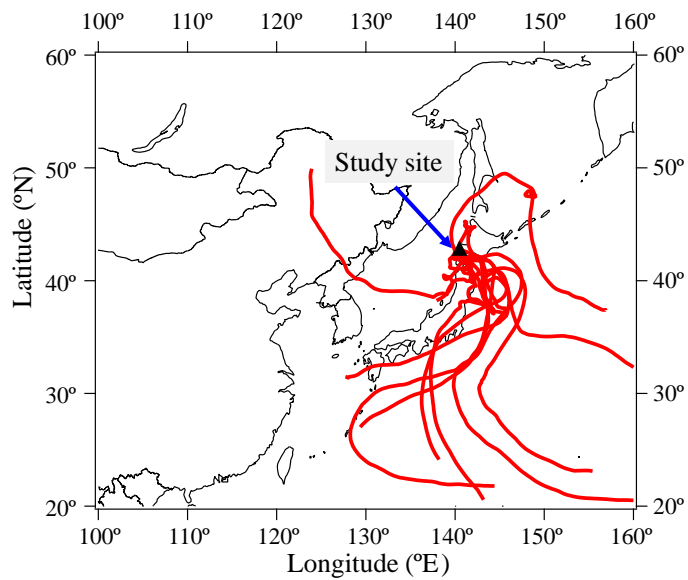
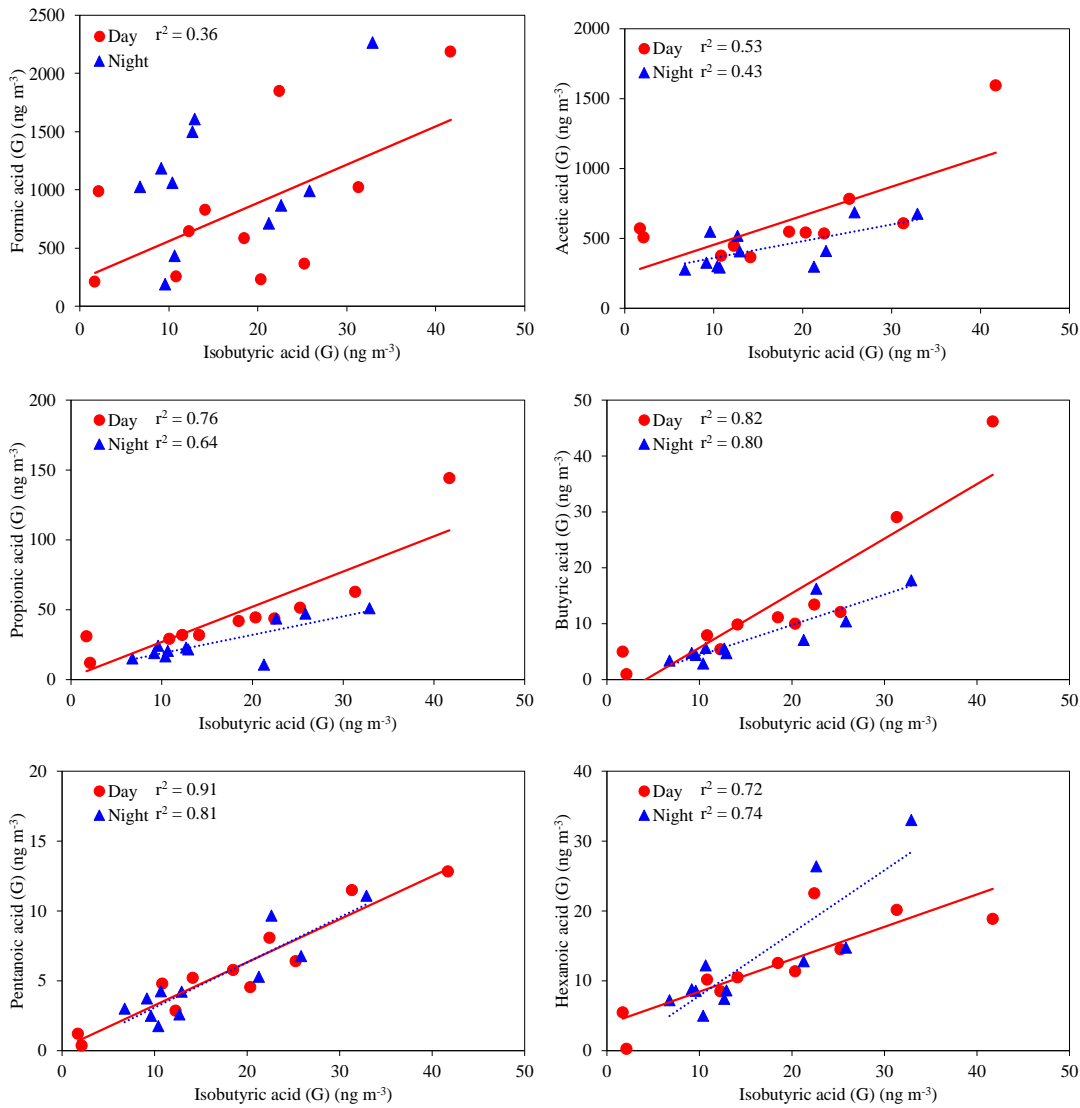
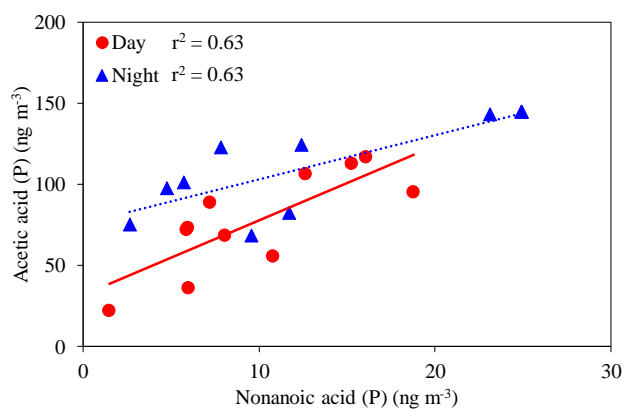


Figure 5. Seven-day air mass back trajectories at a height of 300 m a.s.l. during the sampling period.



5 **Figure 6. Concentrations of C₁–C₆ monoacids against isobutyric acid (iC₄) in gas phase. The coefficient of determination shows that regression line is statistically significant ($p < 0.05$).**



10 **Figure 7. Concentrations of acetic acid in particle phase as a function of those of nonanoic acid. The coefficient of determination shows that regression line is statistically significant ($p < 0.05$).**

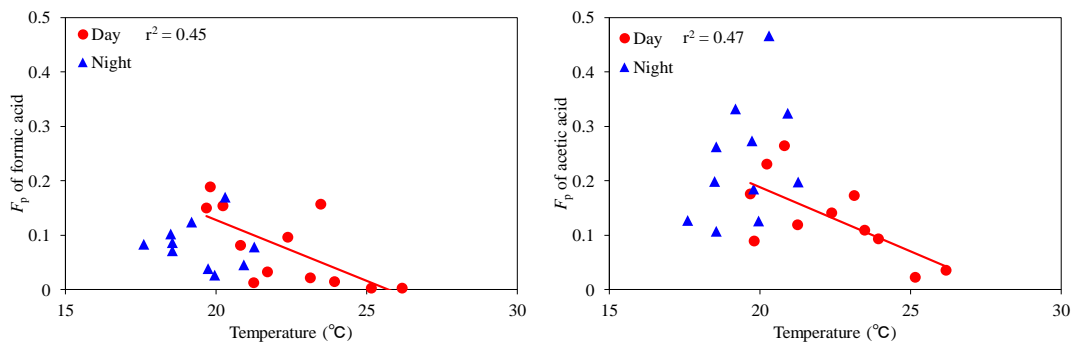


Figure 8. Particle-phase fractions (F_p) of formic and acetic acids against temperature. The coefficient of determination shows that regression line is statistically significant ($p < 0.05$).

5

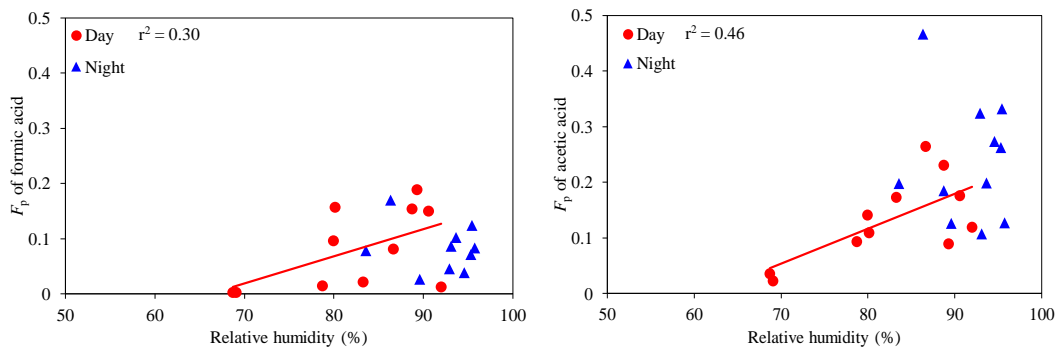


Figure 9. Particle-phase fractions (F_p) of formic and acetic acids against relative humidity. The coefficient of determination shows that regression line is statistically significant ($p < 0.1$).

Table 1. Average concentrations (ng m⁻³) with standard deviation (S.D.) of LMW monocarboxylic acids in gas and particle phases and particle-phase fraction (F_p) in a deciduous broadleaf forest from northern Japan.

Organic acids	Particle phase				Gas phase				F_p			
	Day		Night		Day		Night		Day		Night	
	Ave.	STD	Ave.	STD	Ave.	STD	Ave.	STD	Ave.	STD	Ave.	STD
Aliphatic acids												
Formic, C ₁	41	32	99	52	832	627	1075	572	0.08	0.07	0.11	0.11
Acetic, C ₂	81	34	124	54	603	334	431	154	0.14	0.07	0.24	0.11
Propionic, C ₃	1.5	1.1	1.5	1.3	46	33	27	14	0.04	0.03	0.05	0.02
Isobutyric, iC ₄	1.1	0.8	1.3	0.7	18	11	16	8.4	0.07	0.05	0.08	0.04
Butyric, C ₄	0.8	0.4	0.9	0.4	13	12	7.5	5.1	0.07	0.04	0.13	0.09
Isopentanoic, iC ₅	86	72	226	419	41	20	49	17	0.63	0.19	0.69	0.14
Pentanoic, C ₅	0.7	0.3	1.2	0.3	5.6	3.7	5.0	3.0	0.14	0.11	0.23	0.10
Hexanoic, C ₆	1.6	1.0	4.6	2.7	12	6.3	13	8.8	0.13	0.08	0.28	0.10
Heptanoic, C ₇	0.2	0.2	0.3	0.2	4.5	3.0	7.0	5.4	0.11	0.06	0.13	0.13
Octanoic, C ₈	0.8	0.4	1.5	0.6	2.2	1.2	3.1	1.4	0.30	0.12	0.34	0.11
Nonanoic, C ₉	9.2	5.5	13	8.1	14	24	16	18	0.50	0.22	0.47	0.17
Decanoic, C ₁₀	1.6	1.2	1.3	1.9	1.7	0.9	2.6	1.2	0.49	0.21	0.34	0.23
Sub total	225		475		1594		1652					
Hydroxyacids												
Glycolic, Glyco	8.4	3.4	8.6	3.1	11	9.4	10	4.1	0.48	0.14	0.47	0.13
Lactic, Lac	38	33	90	145	24	21	23	12	0.60	0.17	0.68	0.16
Sub total	46		99		36		33					
Aromatic acid												
Benzoic, Benz	1.0	0.8	2.0	1.4	26	18	32	15	0.06	0.06	0.06	0.04