

## Authors' Responses to reviewers

We appreciate the helpful comments made by reviewers.

Following the two reviewer's comments, we have removed Figure 7. Figure numbers were reorganized.

We have changed the configuration of section 3 (Results).

Below, we indicate our point-to-point responses in blue.

### Reviewer 1:

*Manuscript describes the results from the measurements of low molecular weight acids in the forest air in Japan. These acids have effects on atmospheric chemistry, acidity and clouds, but their sources and concentrations in the air are poorly known. Even with very limited data set, study gives new knowledge on these poorly known compounds.*

*However, major improvements on interpreting the results is needed.*

*Major comments:*

*Comment 1: It would be very interesting to see how big fraction of the particulate mass these acids comprise. Could you add some information on particle mass?*

#### Response:

Thanks for the comment. Unfortunately, we did not measure the aerosol mass. However, we confirmed the presence of a relationship between particle-phase fractions ( $F_p$ ) and mass concentrations of total LMW monoacids in particle phase, except for C<sub>3</sub>, C<sub>9</sub>, and C<sub>10</sub> monoacids. We have added the following sentences in the revised manuscript.

“ $F_p$  of LMW monoacids showed positive correlations with mass concentrations of total LMW monoacids in particle phase ( $r^2 = 0.24\text{--}0.46$ ), except for C<sub>3</sub>, C<sub>9</sub>, and C<sub>10</sub>. Although we did not measure the aerosol mass, gaseous LMW monoacids in the forest atmosphere may be adsorbed on the existing particles.” Please see page 6, lines 29-31.

*Comment 2: More discussion on other possible sources are needed. For example production in the air in gas phase may be very important and also transport from anthropogenic or other sources.*

#### Response:

We have checked backward air mass trajectories at a level of 300 m. We have added the following sentences in experimental and result sections.

“We calculated seven-day air mass back trajectories at a height of 300 m above sea level using the Meteorological Data Explorer (METEX) provided by the National Institute for Environmental Studies (<http://db.cger.nies.go.jp/metex/index.html>).” Please see page 3, lines 31-33.

“This forest site is located a few kilometers south of Sapporo city. The dominant wind direction

was from east and south throughout the sampling period. We compared the concentrations of individual monoacids together with  $\text{nss-SO}_4^{2-}$ : an anthropogenic aerosol tracer to evaluate the influence of anthropogenic air mass transport from urban area. We confirmed that individual monoacids in both gas and particle phases did not show a correlation with  $\text{nss-SO}_4^{2-}$  ( $r^2 < 0.14$ ). The majority of sampling air was not affected by urban area. In addition, Figure 5 shows seven-day air mass back trajectories (300 m a.s.l.) for the study period from 28 June to 8 July at the sampling site. Most of the air masses passed through the Pacific Ocean during the measurement period, except for 28 June. This result may suggest that the air masses arriving at the forest site are not affected by the outflows from East Asia and far East of Russia.” Please see page 4, lines 19-26.

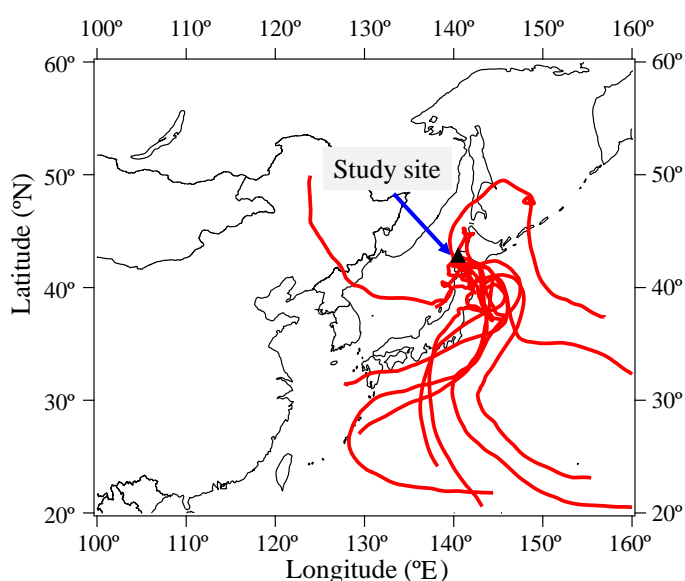


Figure 5. Seven-day air mass back trajectories at a height of 300 m a.s.l. during the sampling period.

*Comment 3: Please discuss also on lifetime of these compounds and background levels. For example for acetic acid lifetime in the air is around two week while for decanoic acid only few hours.*

**Response:**

Based on the suggestion, we have added the following sentences in the revised manuscript.

“Concentrations of formic and acetic acids in gas phase were higher than those of  $\text{C}_3\text{-C}_{10}$  monoacids. The rate constants of gaseous formic, acetic, and propionic acids with OH radicals were 0.74, 1.2, and  $2.0 \times 10^{-12} \text{ cm}^3 \text{ molecule}^{-1} \text{ s}^{-1}$ , respectively (Dagaut et al., 1988). The rate constants of LMW monoacids may increase with an increase in carbon numbers of monoacids. Formic and acetic acids are more stable than  $\text{C}_3\text{-C}_{10}$  due to more hydrogen atoms in  $\text{C}_3\text{-C}_{10}$  acids to react with OH radicals, leading to lower concentrations of  $\text{C}_3\text{-C}_{10}$  monoacids in the atmosphere.” Please see page 4, lines 29-33.

“The lifetimes of formic and acetic acids in gas phase are estimated to be 25 and 10 days, respectively (Paulot et al., 2011). These acids can be long range transported in the atmosphere. In gas phase, formic and acetic acids showed positive correlations with short-lived monoacids (C<sub>3</sub>-C<sub>6</sub> monoacids) (day:  $r^2 = 0.17-0.89$ , night:  $r^2 = 0.14-0.65$ ).” Please see page, 4 lines 36-39.

*Comment 4: Page 5, line 24-25: From only ambient air concentrations you cannot state that some are emitted from forest floor and soil microorganisms. Or do you have data on microorganisms? If so, please show it in manuscript. There are several different sources and sinks possibly affecting the concentration levels and for some compounds even background levels may be relatively high.*

**Response:**

We modified the sentences in the revised manuscript as follows.

“Branched chain monoacids including isobutylic acid are known as common metabolites of bacteria (e.g., *Bacteroides distasonis*) and fungi in soils (Uta et al., 2012 and references therein). LMW monoacids such as acetic and propionic acids can be produced by microbiological processes (Uta et al., 2012). In addition, exudation of organic acids is known to occur in vascular plants, mainly from roots (Curl, 1982). Shen et al. (1996) reported that formic, acetic, and propionic acids are contained in forest soil and rhizosphere soil. However, the possible contribution from the forest floor cannot be evaluated in the present study.” Please see page 4, line 42 - page 5, line 5.

*Comment 5: Page 5 and 6, lines 30 and 1-2: Even ambient air concentrations of monoterpenes, with clear temperature and light dependent emissions, do not most often show direct correlation with temperature since there are several processes affecting on ambient concentration levels in the air (e.g. mixing layer height, vertical wind, background levels and reactivity). Therefore I recommend you to remove this statement on contribution of soil being higher than forest canopy.*

**Response:**

Deleted as suggested.

*Comment 6: Page 6, lines 10-18: This paragraph is very unclear. It was not clear to me, when you discuss on gas phase and when particulate. I would expect that lots of formic and acetic acids are formed in the gas phase reactions of BVOCs and then these formed acids partition into particulate phase. Of course some additional could then be formed also in particles or their surfaces.*

**Response:**

We deleted the corresponding sentences and Figure 7 in the manuscript. Instead, we have added sentences in the revised manuscript. Please see our response to comment 7 as given

below.

*Comment 7: Page 6, line 23-24: BVOCs with double bonds do react in the air with  $O_3$  and  $NO_3$  also during the night. But after first reactions they have lost the double bonds and continue reactions with OH radicals, which are formed only during the day. Double bonds from BVOCs are lost well-before they form formic and acetic acid and therefore I expect that formic and acetic acids are formed in the reactions of other VOCs only during the day. I would expect that due to partitioning between gas and aerosol phase more is detected in particulate phase during colder the nights and then during the day when temperature increases they are evaporated. You should add discussion also on this.*

**Response:**

Thanks for the comment. We reorganized this section by deleting the sentence, “Formic and acetic acids are later-generation products of the oxidation of BVOCs (e.g., Ervens et al., 2008). BVOCs or their earlier-generation products may be continuously oxidized at night in the forest atmosphere.”

Instead, we have added few sentences as follows.

“Gas/particle partitioning of formic and acetic acids are discussed in section 4.2.” Please see page 5, line 26.

“Although  $F_p$  of LMW monoacids did not show a correlation with ambient temperature in nighttime ( $r^2 < 0.16$ ), except for propionic acid ( $r^2 = 0.31$ ), we found average  $F_p$  of LMW monoacids in nighttime were higher than those in daytime (Table 1).” Please see page, 5 line 42 - page, 6 line 2.

“We found that  $F_p$  of formic and acetic acids increase with increasing RH ( $C_1$ :  $r^2 = 0.30$ ,  $C_2$ :  $r^2 = 0.55$ ) (Figure 9), whereas other LMW monoacids did not show a correlation with RH ( $r^2 < 0.20$ ), except for butyric acid ( $r^2 = 0.55$ ) in daytime. Although  $F_p$  of LMW monoacids did not show correlation with RH in nighttime ( $r^2 < 0.15$ ), we found that average  $F_p$  of LMW monoacids in nighttime were higher than those in daytime (Table 1). Al-Hosney et al. (2005) and Prince et al. (2008) reported that the uptake of formic and acetic acids by  $CaCO_3$  can be enhanced by higher RH ( $C_1$ : RH > 62%,  $C_2$ : RH > 53%). In addition, liquid water contents (LWC) of aerosols were estimated using ISORROPIA-II model (Fountoukis and Nenes, 2007) with the data of inorganic ions and meteorological parameters. The aerosol LWC ranged from 1.4 to 14.6  $\mu\text{g m}^{-3}$  (av. 6.4  $\mu\text{g m}^{-3}$ ). Although  $F_p$  of LMW monoacids did not show strong correlations with LWC ( $r^2 < 0.24$ ), strong positive correlations were found between RH and aerosol LWC in daytime ( $r^2 = 0.47$ ) and in nighttime ( $r^2 = 0.74$ ). Higher RH may enhance the partitioning of gaseous formic and acetic acids to aerosol phase as a result of the condensation of water vapour on aerosol particles. Our results suggest that higher temperature depresses a

transfer of gaseous formic and acetic acids to aerosol phase and higher RH enhances the partitioning of gaseous formic and acetic acids to aerosol phase in the forest atmosphere.” Please see page 6, lines 5-17.

We have added new Figure 9 as below.

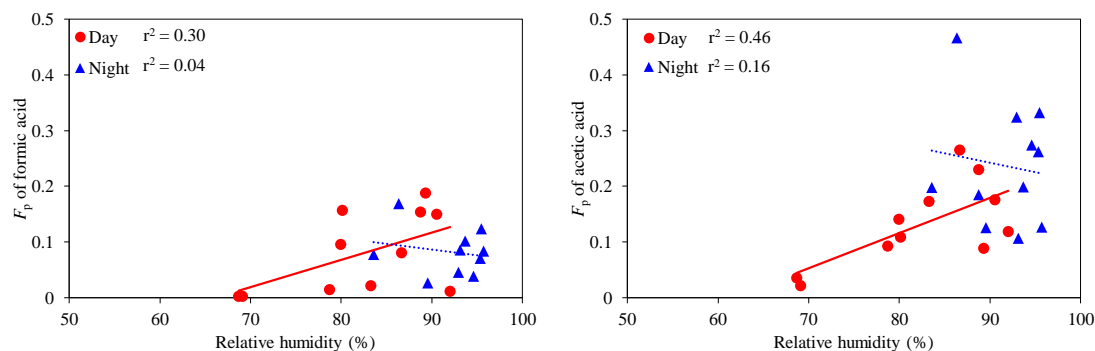


Figure 9. Particle-phase fractions ( $F_p$ ) of formic and acetic acids against relative humidity.

*Comment 8: Page 7, line 4-8: If lactic acid is more polar and more water soluble it will partition more to the particulate phase. Discuss also on this possibility.*

**Response:**

Thanks for the comment. Based on the comment, we added the following sentences.

“Although lactic acid is highly water-soluble,  $F_p$  of lactic acid did not show a clear correlation with relative humidity. High relative humidity (average: 87%) may be involved with the large  $F_p$  of lactic acid.” Please see page 6, lines, 21-22.

We deleted the following sentence; “These results suggest that particulate lactic and isopentanoic acids may be derived from primary sources in forest ecosystem via microbial activity.”

*Comment 9: Page 7, line 13. Effect of temperature applies also during nighttime.*

**Response:**

Based on comment 7, we already added the sentence in the revised manuscript. Please see our response to comment 7.

*Comment 10: More discussion on also sinks and lifetimes and effect of local chemistry is needed.*

**Response:**

Based on comment 3, we have added and modified the sentences in the revised manuscript. Please see our response to comment 3.

*Comment 11: Page 8, line 29. Add references on branched chain monoacids being an indicator*

*of soil microorganism processed.*

**Response:**

We have added a reference in the revised manuscript as below.

“Branched chain monoacids can be used as an indicator of soil microorganism processes (Uta et al., 2012 and references therein).” Please see page 7, lines 1-2.

*Comment 12: Page 8, line 30: Based on the data, it cannot be stated that microorganisms are source of these acids. They can as well be produced in the local reactions of other emitted compounds.*

**Response:**

Following the comment, the sentence was modified as below.

“Many kinds of LMW monoacids are exuded by plant roots (Curl, 1982) and derived from soil microorganism (Uta et al., 2012). We suggest that forest floor is another important source of gaseous LMW monoacids.” Please see page 7, lines 2-4.

*Comment 13: Page 8, line 32: Do you have any data on microbial activity? If not, remove this statement.*

**Response:**

Deleted as suggested.

*Comment 14: Page 9, line 3: Based on the data shown here, this cannot be stated. Maybe they give some indication that soil could be a source, but it cannot be stated.*

**Response:**

We deleted the following sentences; “Forest floor including soil microorganisms contributes to the emissions of gaseous and particulate LMW monoacids. Our results may be useful to improve the understanding of organic aerosol formation in the forest.”

*Comment 15: Even with low concentrations C4-C10 acids can be very important and have higher local effect and higher emissions/sources that you would think by their concentrations. This is because their reactivity and lifetimes in the air are much shorter. Especially for these acids data on ambient concentrations and sources are very limited. Please, add more discussion also on these acids.*

**Response:**

Please see our response to comment 3.

*Comment 16: Could you add a table on the comparison with other studies?*

**Response:**

Based on the reviewer 2’ comment 15, we deleted section 4.3.

*Minor comments:*

*Comment 17: Language should be checked by some native speaker.*

**Response:**

We improved English as best as we could.

*Comment 18: Page 4 lines 15-18. Frist you tell that isopentanoic acid is most dominant in particles and then nonanoic acid. Please, correct these sentences.*

**Response:**

We deleted the following sentence; “Nonanoic acid (C<sub>9</sub>) is the dominant species (1.5–25 ng m<sup>-3</sup>, mean: 11 ng m<sup>-3</sup>) in particle phase, except for formic and acetic acids (Figure 3).”

*Comment 19: Page 4 line 25. What temporal trend? Please explain more clearly.*

**Response:**

We are sorry for the unclearness. We have rephrased the sentences as below.

“Day-to-day variations in monoacids detected did not show a clear diurnal trend.” Please see page 4, lines 4-5.

*Comment 20: Fig. 4. It is very hard to deviate between the days. Could you add for example some dashed lines between the days?*

**Response:**

We modified Figure 4 as follows. Please see the revised figure.

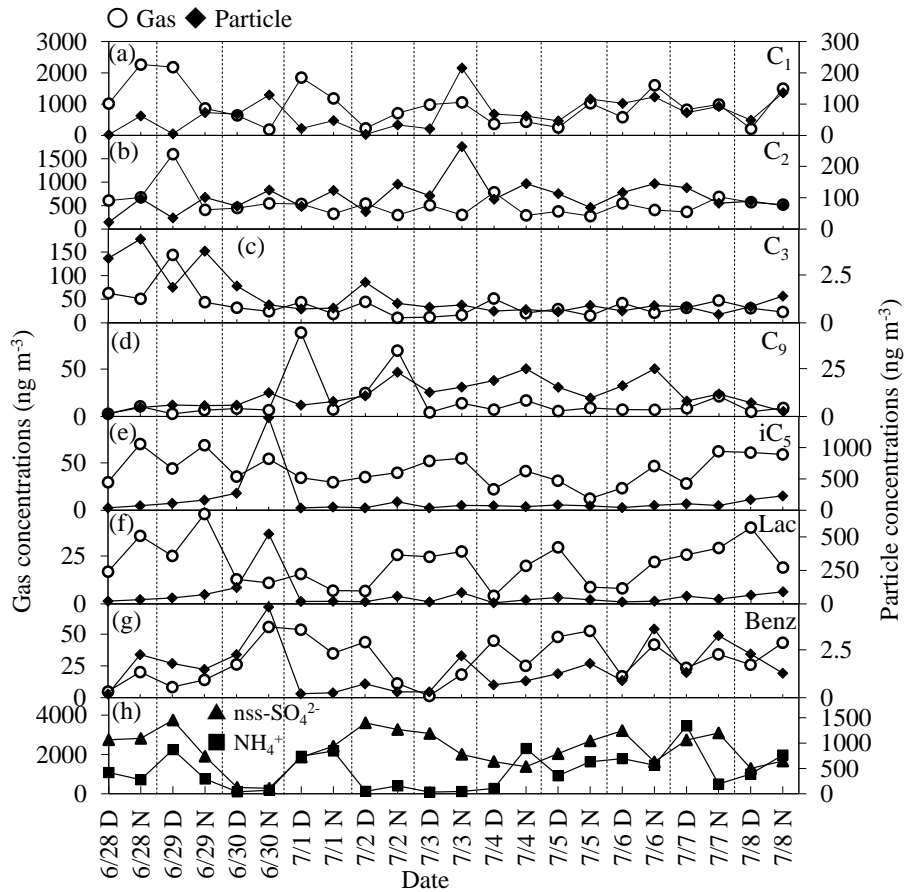


Figure 4. Diurnal variations in the concentrations of major monocarboxylic acids in gas (open circle) and particle (solid diamond) phases and inorganic ions ( $\text{nss-SO}_4^{2-}$  and  $\text{NH}_4^+$ ). Day: D, Night: N.



**Reviewer 2:**

*The authors of this paper report the concentrations of low molecular weight monocarboxylic acids in the gas and particle phase samples collected at a deciduous broad leaf forest site near Sapporo, northern Japan. They claim that acetic acid, isopentanoic acid, and lactic acid are the major particle phase monoacids at the site and they claim that isopentanoic acid and lactic acid originate from soil bacteria activities because they correlate well with gas phase isobutyric acid that may be produced by soil bacteria. While some of the data presented here may be interesting for people working in this field, the paper has major flaws as there are too many speculative statements that do not stand up to scrutiny. I recommend major revision before this paper could be published in ACP.*

*Comment 1: Page 5 Line 12: It is not clear to me why the authors chose sulfate ion as an anthropogenic tracer for local urban emissions. Is the total sulfate ion or is it nss-sulfate? How does the authors exclude the influence of long range transport from China or Russia? This should be clarified.*

**Response:**

Thanks for the comment.

We calculated non-sea-salt  $\text{SO}_4^{2-}$  and added the following sentences/phrases in the revised manuscript.

“Concentrations of non-sea-salt  $\text{SO}_4^{2-}$  [nss- $\text{SO}_4^{2-}$ ] is calculated by the following equation:

$$[\text{nss-SO}_4^{2-}] = [\text{SO}_4^{2-}] - 0.25 \times [\text{Na}^+],$$

where  $[\text{SO}_4^{2-}]$  and  $[\text{Na}^+]$  are concentrations of total  $\text{SO}_4^{2-}$  and  $\text{Na}^+$ , respectively (Duce et al., 1983, Berg and Winchester, 1978).” Please see page 3, lines 26-30.

“Nss- $\text{SO}_4^{2-}$  (mean: 2240 ng m<sup>-3</sup>) is major anion ...” Please see page 4, line 16.

“nss- $\text{SO}_4^{2-}$ ”. Please see page 4, line 20.

“nss- $\text{SO}_4^{2-}$  ( $r^2 < 0.14$ )”. Please see page 4, line 22.

We also checked backward air mass trajectories at a level of 300 m and added the following sentences in experimental and result sections.

“We calculated seven-day air mass back trajectories at a height of 300 m above sea level using the Meteorological Data Explorer (METEX) provided by the National Institute for Environmental Studies (<http://db.cger.nies.go.jp/metex/index.html>).” Please see page 3, lines 31-33.

“This forest site is located a few kilometers south of Sapporo city. The dominant wind direction was from east and south throughout the sampling period. We compared the concentrations of

individual monoacids together with  $\text{nss-SO}_4^{2-}$ : an anthropogenic aerosol tracer to evaluate the influence of anthropogenic air mass transport from urban area. We confirmed that individual monoacids in both gas and particle phases did not show a correlation with  $\text{nss-SO}_4^{2-}$  ( $r^2 < 0.14$ ). The majority of sampling air was not affected by urban area. In addition, Figure 5 shows seven-day air mass back trajectories (300 m a.s.l.) for the study period from 28 June to 8 July at the sampling site. Most of the air masses passed through the Pacific Ocean during the measurement period, except for 28 June. This result may suggest that the air masses arriving at the forest site are not affected by the outflows from East Asia and far East of Russia.” Please see page 4, lines 19-26.

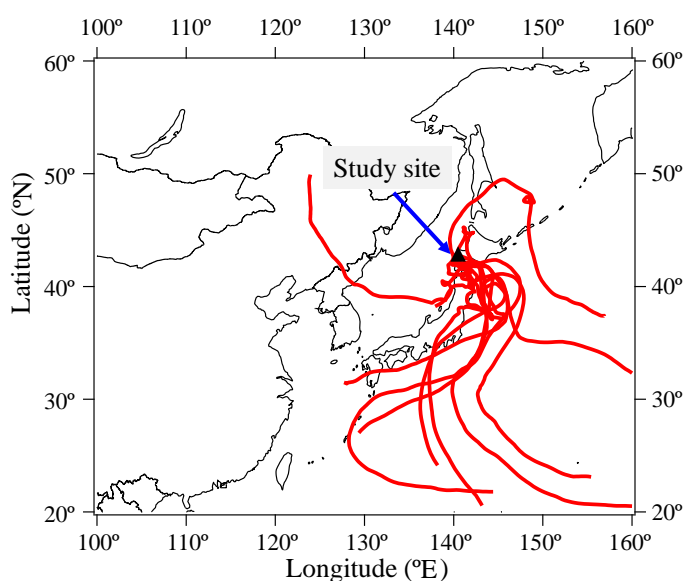


Figure 5. Seven-day air mass back trajectories at a height of 300 m a.s.l. during the sampling period.

*Comment 2: Page 5 Lines 19-20: What are the precursors that microorganisms process to form these compounds?*

**Response:**

Following the comment, we added the following sentence with reference; “Branched chain monoacids including isobutylic acid are known as common metabolites of bacteria (e.g., *Bacteroides distasonis*) and fungi in soils (Uta et al., 2012 and references therein).” Please see page 4, line 42 - page 5, line 2.

*Comment 3: Page 5 Lines 20-26: This paragraph raises more questions than the answers. How do the authors explain a better correlation of lactic acid with C3-C6 monoacids for nighttime samples? Do the lactic acid producing lactobacillus species more active at night? Even they are produced in soil, how is lactic acid emitted from soil to atmosphere? Couldn't lactic acid be a product of atmospheric oxidation processes? The assumption that C1-C6 monoacids and*

*lactic acid are emitted from soil is not valid without providing concrete evidence for direct soil emission data.*

**Response:**

We deleted the corresponding sentences. Instead, we have added the following sentences in the revised manuscript.

“LMW monoacids such as acetic and propionic acids can be produced by microbiological processes (Uta et al., 2012). In addition, exudation of organic acids is known to occur in vascular plants, mainly from roots (Curl, 1982). Shen et al. (1996) reported that formic, acetic, and propionic acids are contained in forest soil and rhizosphere soil. However, the possible contribution from the forest floor cannot be evaluated in the present study. Variety of emission sources of C<sub>1</sub>–C<sub>6</sub> monoacids may exist in forest soil. We suggest that gaseous C<sub>1</sub>–C<sub>6</sub> monoacids are emitted from the forest floor where soil microorganisms and plant roots contribute to the emissions of gaseous C<sub>1</sub>–C<sub>6</sub> monoacids.

Gaseous lactic acid (hC<sub>3</sub>) in daytime did not show positive correlations with C<sub>1</sub>–C<sub>6</sub> monoacids ( $r^2 < 0.004$ ), whereas lactic acid in nighttime show positive correlations with C<sub>3</sub>–C<sub>6</sub> ( $r^2 = 0.45–0.65$ ) although they were rather scattered. Bacteria (*lactobacillus*) are known to produce lactic acid (Cabredo et al., 2009). Lactic acid can also be produced by the oxidation of isoprene with ozone (Nguyen et al., 2010). We suggest that major portion of C<sub>1</sub>–C<sub>6</sub> acids were emitted within the forest floor.” Please see page 5 lines, 2-11.

*Comment 4: Page 5 Lines 29-32: This paragraph does not add useful information to the manuscript without leaf and soil emission data. They can also be produced from atmospheric oxidation processes.*

**Response:**

Taking account of the comment, we deleted those sentences.

*Comment 5: Page 6 Line 15: Is it important for the formation of organic aerosols or is it important for the formation of biogenic SOA marker compounds? It should also be clarified if the acidity is important for enhancing the partitioning of gaseous organic compounds into the particle phase or the acidity is important for the formation of biogenic tracer compounds in the gas or particle phase.*

**Response:**

Following the comments, we deleted the following sentences; “Particulate formic and acetic acids in daytime negatively correlated with pH of the water extracts from aerosol samples (C<sub>1</sub>:  $r^2 = 0.35$ , C<sub>2</sub>:  $r^2 = 0.43$ ) (Figure 7). Acidity of aerosol particles can enhance the formation of SOA via organic precursors and subsequent heterogeneous reactions in aerosol liquid phase (e.g., Jang et al., 2002; Pathak et al., 2011). Secondary formation of formic and acetic acids is associated with photo-oxidation of biogenic volatile organic compounds (BVOCs) such as isoprene and monoterpene (Ervens et al., 2008; Kawamura et al., unpublished data). Based on

the field measurement, aerosol acidity is important for the formation of organic aerosols such as isoprene SOA tracers,  $\alpha$ -pinene SOA tracers and dicarboxylic acids (oxalic acid) from BVOCs in the forest atmosphere (Mochizuki et al., 2015; 2017b). Formic and acetic acids are intermediate products in the complex heterogeneous oxidation of BVOCs. Lower pH may promote the secondary formation of formic and acetic acids from BVOCs in the forest atmosphere (Kawamura et al., unpublished data).”

*Comment 6: Page 6 Line 17: Aren't formic acid and acetic acid end products rather than intermediate products of oxidation? They may be very stable intermediate products if you think CO<sub>2</sub> as the end product though.*

**Response:**

Thanks for your comment. The lifetimes of formic and acetic acids in gas phase are estimated to be 25 and 10 days, respectively (Paulot et al., 2011). Formic and acetic acids are stable in the atmosphere. By taking the comment, we modified the sentence in the revised MS. Please see page 5 lines 24-25.

*Comment 7: Page 6 Lines 18-19: This sentence is confusing. Do the authors mean lower pH values of aerosol than pKa values of formic acid (3.7) and acetic acid (4.7)? If this is the case, wouldn't formic acid and acetic acid go out of the particle phase, leading to lower particle phase concentrations of both species? If the acidity enhances the formation of small organic acids from BVOCs, what are the processes involved in the formation? Do BVOCs get oxidized directly by particle phase acids on the particle surface?*

**Response:**

Based on the reviewer's comment 5, we deleted the relevant sentences.

*Comment 8: Page 6 Lines 19-24: What about the boundary layer height and temperature? It is often observed that the concentrations of particle phase organic compounds are higher in nighttime samples than daytime samples due to shallower boundary layer height and lower temperature.*

**Response:**

Although we do not have the information on boundary layer height, one sentence was added on the boundary layer height following the reviewer's comment.

“The higher concentrations in nighttime may be associated with shallower planetary boundary layer, which can accumulate organic acids near the ground surface.” Please see page 5, lines 20-21.

Ambient temperature and relative humidity are important factors to control the gas/particle partitioning of formic and acetic acids. Following the reviewer's comment, we have added the following sentences.

“Although  $F_p$  of LMW monoacids did not show a correlation with ambient temperature in nighttime ( $r^2 < 0.16$ ), except for propionic acid ( $r^2 = 0.31$ ), we found average  $F_p$  of LMW monoacids in nighttime were higher than those in daytime (Table 1).” Please see page 5, line 42 - page 6, line 2.

*Comment 9: Page 6 Line 25: Which bacterium is it (species, strain, etc)? What conditions does it need to produce isopentanoic acid? Is it atmospherically relevant condition? I am sure that not all bacteria are isopentanoic acid producers.*

**Response:**

Based on the comment, we rephrased the sentence as follows.

The sentence “Isopentanoic acid can be produced by bacteria (Allison, 1978).” has been changed to “Isopentanoic acid can be produced by bacteria such as *Clostridium* spp. and *Bacteroides* spp. (Uta et al., 2012 and references therein). These microorganisms live in soil.” Please see page 5, lines 27-28.

*Comment 10: Page 6 Lines 25-29: This paragraph does not add up. Do the authors suggest that lactic acid and isopentanoic acid may be produced by bacteria in soil and emitted to atmosphere because they did not correlate well with particle phase monoacids that might be also produced by soil bacteria? Where are the evidence for particle surface formic acid and acetic acid formation? The data provided in the manuscript is hardly conclusive to suggest the sources or processes involved in their formation.*

**Response:**

Thanks for the critical comment. We have modified the sentence in the revised manuscript as: “We suggest that lactic and isopentanoic acids are linked to the biosynthetic processes, whereas formation processes of  $C_1$ - $C_6$  acids in particle phase may be different from isopentanoic and lactic acids.” Please see page 5, lines 30-31.

*Comment 11: Page 7 Lines 7-8: I am not sure how the comparison of the vapor pressures and  $F_p$  values for these compounds is related to the source of lactic acid and isopentanoic acid. Please clarify this.*

**Response:**

Following the suggestion, we deleted the following sentence; “These results suggest that particulate lactic and isopentanoic acids may be derived from primary sources in forest ecosystem via microbial activity.”

*Comment 12: Page 7 Line 10: with increasing ambient temperature*

**Response:**

Corrected as suggested. Please see page 7, line 14.

Comment 13: Page 7 Line 14: What about the nighttime?

**Response:**

Please see our response to comment 8.

Comment 14: Page 7 Lines 15-18: Please provide LWC data. What were the state of particles? Were particles deliquesced? How does  $F_p$  correlate with the total particle phase acid concentration? It may well be that particle bound organic mass may be more important for the partitioning of monoacids than LWC.

**Response:**

We added the aerosol liquid water content in the revised MS with additional discussion.

“We found that  $F_p$  of formic and acetic acids increase with increasing RH ( $C_1$ :  $r^2 = 0.30$ ,  $C_2$ :  $r^2 = 0.55$ ) (Figure 9), whereas other LMW monoacids did not show a correlation with RH ( $r^2 < 0.20$ ), except for butyric acid ( $r^2 = 0.55$ ) in daytime. Although  $F_p$  of LMW monoacids did not show correlation with RH in nighttime ( $r^2 < 0.15$ ), we found that average  $F_p$  of LMW monoacids in nighttime were higher than those in daytime (Table 1). Al-Hosney et al. (2005) and Prince et al. (2008) reported that the uptake of formic and acetic acids by  $\text{CaCO}_3$  can be enhanced by higher RH ( $C_1$ : RH > 62%,  $C_2$ : RH > 53%). In addition, liquid water contents (LWC) of aerosols were estimated using ISORROPIA-II model (Fountoukis and Nenes, 2007) with the data of inorganic ions and meteorological parameters. The aerosol LWC ranged from 1.4 to  $14.6 \mu\text{g m}^{-3}$  (av.  $6.4 \mu\text{g m}^{-3}$ ). Although  $F_p$  of LMW monoacids did not show strong correlations with LWC ( $r^2 < 0.24$ ), strong positive correlations were found between RH and aerosol LWC in daytime ( $r^2 = 0.47$ ) and in nighttime ( $r^2 = 0.74$ ). Higher RH may enhance the partitioning of gaseous formic and acetic acids to aerosol phase as a result of the condensation of water vapour on aerosol particles. Our results suggest that higher temperature depresses a transfer of gaseous formic and acetic acids to aerosol phase and higher RH enhances the partitioning of gaseous formic and acetic acids to aerosol phase in the forest atmosphere.”  
Please see page 6, lines 5-17.

We have added new Figure 9 as below.

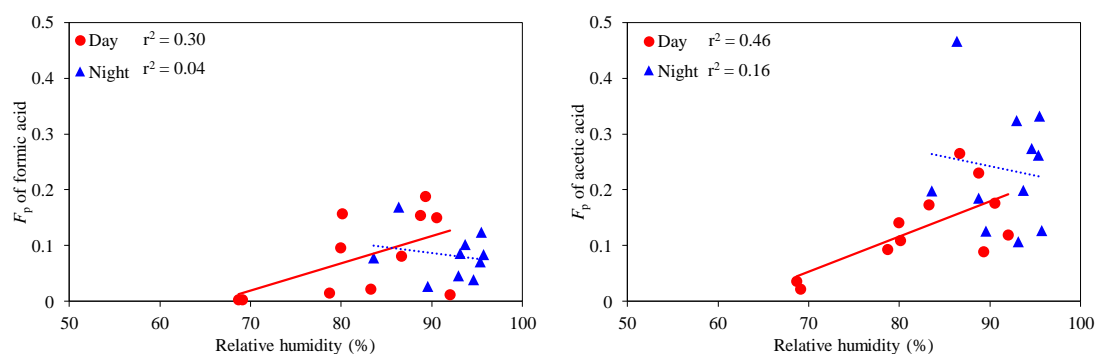


Figure 9. Particle-phase fractions ( $F_p$ ) of formic and acetic acids against relative humidity.

We also added the following sentences in the revised manuscript.

“ $F_p$  of LMW monoacids showed positive correlations with mass concentrations of total LMW monoacids in particle phase ( $r^2 = 0.24\text{--}0.46$ ), except for  $C_3$ ,  $C_9$ , and  $C_{10}$ . Although we did not measure the aerosol mass, gaseous LMW monoacids in the forest atmosphere may be adsorbed on the existing particles.” Please see page 6, lines 29-31.

*Comment 15: The section 4.3 does not add useful information to the manuscript as the data compared here are only snapshots of monoacid concentrations at each sampling site, and do not take seasonal or temporal variations of monoacid concentrations into account. I suggest the authors removing this section completely.*

**Response:**

Deleted as suggested.

*Comment 16: The summary and conclusion section need to be revised. There are too many speculative statements here rather than evidence based statements.*

**Response:**

According to the comment, we have revised the summary and conclusions.

“Particle-phase fractions ( $F_p = P/(P+G)$ ) of major LMW monoacids were low ( $F_p$ : 0.04-0.50), except for isopentanoic ( $F_p = 0.68$ ) and lactic ( $F_p = 0.66$ ) acids. Concentrations of long-lived monoacids (formic and acetic acids) in gas phase showed positive correlation with short-lived monoacids ( $C_3\text{--}C_6$ ). Concentrations of LMW monoacids in gas and particle phases did not correlate with  $\text{nss-SO}_4^{2-}$  (anthropogenic tracer). These results suggest that anthropogenic contribution is not important, but local contribution, that is, photochemical oxidation of biogenic VOCs, is more important as a source of LMW monoacids. Concentrations of  $C_1\text{--}C_6$  monoacids in gas phase showed positive correlations with isobutyric acid ( $iC_4$ ) ( $r^2 = 0.21\text{--}0.91$ ). Branched chain monoacids can be used as an indicator of soil microorganism processes (Uta et al., 2012 and references therein). Many kinds of LMW monoacids are exuded by plant roots (Curl, 1982) and derived from soil microorganism (Uta et al., 2012). We suggest that forest floor is another important source of gaseous LMW monoacids. Isopentanoic acid in particle phase showed a positive correlation with lactic acid ( $r^2 = 0.98$ ), which is produced by soil microbes. Acetic acid in particle phase showed a positive correlation with nonanoic acid ( $C_9$ ), which is produced by the oxidation of unsaturated fatty acids such as oleic acid.  $F_p$  of formic and acetic acids showed good correlations with ambient temperature ( $C_1$ :  $r^2 = 0.49$ ,  $C_2$ :  $r^2 = 0.60$ ) and RH ( $C_1$ :  $r^2 = 0.30$ ,  $C_2$ :  $r^2 = 0.55$ ) in daytime, suggesting that these parameters are important for the gas to particle conversion in the forest atmosphere. The present study demonstrates that deciduous broadleaf forest is an important source of LMW monoacids in gas and particle phases in the atmosphere of northern Japan.” Please see page 6, line 37 - page 7, line 10.

## References added.

- Al-Hosney, H. A. Carlos-Cuellar, S., Baltrusaitis, J., Grassian, V. H.: Heterogeneous uptake and reactivity of formic acid on calcium carbonate particles: a Kunden cell reactor, FTIR and SEM study, *Phys. Chem. Chem. Phys.*, 7, 3587-3595, 2005.
- Berg, W. W. Jr. and Winchester, J. M.: Aerosol chemistry of the marine atmosphere. In: eds. J. P. Riley and R. Chester, *Chemical Oceanography*, 2nd Ed. 7. Academic Press, London, pp. 173-231, 1978.
- Curl, E. A.: The rhizosphere relation to pathogen behaviour and root disease, *Plant Disease*, 624-630, 1982.
- Dagaut, P., Wallington, T. J., Liu, R., and Kurylo, M., J.: The gas phase reactions of hydroxyl radicals with a series of carboxylic acids over the temperature range 240-440 K, *Int. J. Chem. Kinet.* 20, 331-338, 1988.
- Duce, R. A., Arimoto, R., Ray, B. J., Unni, C. K., and Harder, P. J.: Atmospheric trace elements at Enewetak atoll: 1, concentrations, sources, and temporal variability, *J. Geophys. Res.*, 88 (C9), 5321-5342, 1983.
- Effmert, U., Kalderás, J., Warnke, R., and Piechulla, B.: Volatile mediated interactions between bacteria and fungi in the soil, *J. Chem. Ecol.*, 38, 665-703, 2012.
- Nguyen, T. B., Bateman, A. P., Bones, D. L., Nizkorodov, S. A., Laskin, J., and Laskin, A.: High-resolution mass spectrometry analysis of secondary organic aerosol generated by ozonolysis of isoprene, *Atmos. Environ.*, 44, 1032-1042, 2010.
- Prince, A. P., Kleiber, P. D., Grassian, V. H., and Young, M. A.: Reactive uptake of acetic acid on calcite and nitric acid reacted calcite aerosol in an environmental reaction chamber, *Phys. Chem. Chem. Phys.*, 10, 142-152, 2008.
- Shen, Y., Ström, L., Jonsson, J. Å., and Tyler, G.: Low-molecular organic acids in the rhizosphere soil solution of beech forest (*Fagus sylvatica* L.) cambisols determined by ion chromatography using supported liquid membrane enrichment technique, *Soil Biol. Biochem.*, 28(9), 1163-1169, 1996.

## References deleted.

- Allison, M. J.: Production of branched-chain volatile fatty-acids by certain anaerobic bacteria, *Appl. Environ. Microbiol.*, 35, 872-877, 1978.
- Christensen, K. E. and MacKenzie, R. E.: Mitochondrial one-carbon metabolism is adapted to the specific needs of yeast, plants and mammals, *Bioessays*, 28, 595-605, 2006.
- Ervens, B., Carlton, A. G., Turpin, B. J., Altieri, K. E., Kreidenweis, S. M., and Feingold, G.: Secondary organic aerosol yields from cloud-processing of isoprene oxidation products, *Geophys. Res. Lett.*, 35, L02816, 2008.
- Graham, B., Mayol-Bracero, O. L., Guyon, P., Roberts, G. C., Decesari, S., Facchini, M. C., Artaxo, P., Maenhaut, W., Köll, P., and Andreae, M. O.: Water-soluble organic compounds in



- biomass burning aerosols over Amazonia 1. Characterization by NMR and GC-MS, *J. Geophys. Res.*, 107(D20), 8047, doi:10.1029/2001JD000336, 2002.
- Guenther, A. B., Zimmerman, P. R., Harley, P. C., Monson, R. K., and Fall, R.: Isoprene and monoterpene emission rate variability: Model evaluations and sensitivity analyses, *J. Geophys. Res.*, 98(D7), 12609-12617, 1993.
- Hafner, E. W., Holley, B. W., Holdom, K. S., Lee, S. E., Wax, R. G., Beck, D., McArthur, H. A. I., and Wernau, W. C.: Branched-chain fatty acid requirement for avermectin production by a mutant of *Streptomyces avermitilis* lacking branched-chain 2-oxo- acid dehydrogenase activity, *J. Antibiot.*, 44, 349-356, 1990.
- Huysman, F. and Verstraete, W.: Water-facilitated transport of bacteria in unsaturated soil columns: Influence of cell surface hydrophobicity and soil properties, *Soil Biol. Biochem.*, 25(1), 83-90, 1993.
- Jang, M., Czoschke, N. M., Lee, S., and Kamens, R. M.: Heterogeneous atmospheric aerosol production by acid-catalyzed particle-phase reactions, *Science*, 298, 814-817, 2002.
- Lee, A., Goldstein, A. H., Kroll, J. H., Ng, N. L., Varutbangkul, V., Flagan, R. C., Seinfeld, J. H.: Gas-phase products and secondary aerosol yields from the photooxidation of 16 different terpenes, *J. Geophys. Res.*, 111, D17305, doi:10.1029/2006JD007050, 2006.
- Legrand, M., Gros, V., Preunert, S., Estève, R. S., Thierry, A. M., Pèpy, G., and Jourdain, B.: A reassessment of the budget of formic and acetic acids in the boundary layer at Dumont d'Urville (coastal Antarctica): The role of penguin emissions on the budget of several oxygenated volatile organic compounds, *J. Geophys. Res.*, 117, D06308, doi:10.1029/2011JD017012, 2012.
- Liedvogel, B. and Stumpf, P. K.: Origin of acetate in Spinach leaf cell, *Plant Physiol.*, 69, 897-903, 1982.
- Mochizuki, T., Miyazaki, Y., Ono, K., Wada, R., Takahashi, Y., Saigusa, N., Kawamura, K., and Tani, A.: Emissions of biogenic volatile organic compounds and subsequent formation of secondary organic aerosols in a *Larix kaempferi* forest, *Atmos. Chem. Phys.*, 15, 12029-12041, 2015.
- Mochizuki, T., Kawamura, K., Miyazaki, Y., Wada, R., Takahashi, Y., Saigusa, N., and Tani, A.: Secondary formation of oxalic acid and related organic species from biogenic sources in a larch forest at the northern slope of Mt. Fuji, *Atmos. Environ.*, 255-262. 2017b.
- Schade G. W. and Crutzen P. J.: Emission of aliphatic amines from animal husbandry and their reactions: Potential source of N<sub>2</sub>O and HCN, *J. Atmos. Chem.*, 22, 319-346, 1995.
- Talbot, R. W., Beecher, K. M., Harriss, R. C., and Cofer, W. R.: Atmospheric geochemistry of formic and acetic-acids at a mid-latitude temperate site, *J. Geophys. Res. Atmos.*, 93, 1638-1652, 1988.
- Tani, A., Ohno, T., Saito, T., Ito, S., Yonekura, T., and Miwa, M.: Effects of ozone on isoprene emission from two major *Quercus* species native to East Asia, *J. Agric. Meteorol.*, 73(4), 195-202, 2017.

- Wang, Y., Zhang, G., Tang, A., Yuan, H., Sun, Y., Chen, S., and Zheng A.: The ion chemistry and the source of PM<sub>2.5</sub> aerosol in Beijing, *Atmos. Environ.*, 39, 3771-3784, 2005.
- Wang, Y., Zhuang, G., Zhang, X., Huang, K., Xu, C., Tang, A., Chen, J., and An, Z.: The ion chemistry, seasonal cycle, and sources of PM<sub>2.5</sub> and TSP aerosol in Shanghai, *Atmos. Environ.*, 40, 2935-2952, 2006.
- Yuan, B., Veres, P. R., Warneke, C., Roberts, J. M., Gilman, J. B., Koss, A., Edwards, P. M., Graus, M., Kuster, W. C., Li, S.-M., Wild, R. J., Brown, S. S., Dubé, W. P., Lerner, B. M., Williams, E. J., Johnson, J. E., Quinn, P. K., Bates, T. S., Lefter, B., Hayes, P. L., Jimenez, J. L., Weber, R. J., Zamora, R., Ervens, B., Millet, D. B., Rappenglück, B., and de Gouw, J. A.: Investigation of secondary formation of formic acid: urban environment vs. oil and gas producing region, *Atmos. Chem. Phys.*, 15, 1975-1993, 2015.