

Title: Characterization of biogenic primary and secondary organic aerosols in the marine atmosphere over the East China Sea (No.: acp-2018-318)

Dear Editor,

We would like to thank you for handling our manuscript and two reviewers for their positive evaluations and helpful comments. Here we carefully addressed and implemented the reviewers' comments point by point. The revised content was highlighted in yellow in the revised manuscript.

We believe that the revised version is ready for publication in ACP.

Sincerely,

Pingqing Fu, PhD 
Associate Editor of *npj Climate and Atmospheric Science*
Professor of Atmospheric Chemistry & Biogeochemistry
Institute of Surface-Earth System Science, Tianjin University
Tianjin 300072, China
E-mail: fupingqing@tju.edu.cn

Responses to Reviewers (our responses are italicized)

Reviewers comments:

Reviewer #2:

This manuscript is one of the few studies to report polar primary and secondary organic compounds in marine aerosols. The authors took day and nighttime samples over the East China Sea for a period of about one month, and analyzed the samples for a series of biomass burning and biogenic secondary organic aerosol marker compounds. In this study, the authors highlighted that marine aerosols over the East China Sea, especially in the coastal regions were significantly affected by terrestrial emissions, and the emissions likely impact the air quality in the west pacific regions through transboundary flows of air masses. Overall the manuscript is straightforward and well written. I recommend the publication of this manuscript as is.

Response: *We greatly appreciate your time on the review of this paper and thank you so much for the positive comments.*

Responses to Reviewer #1: (our responses are italicized in blue)

This manuscript reports on molecular composition, abundances and spatial distribution of sugars and biogenic secondary organic aerosols in the MABL of East China Sea (ECS). A total of 51 samples were collected in May-June 2014, day-time N=25 and night-time N=26. Authors state that (page 21, line 647) the contribution of each source changes over time and varies with distance from the continent. In this context, concentrations of the measured species are not representative on temporal and spatial scale for ECS and NW Pacific. Although the reported data set provides some novelty, there are number of issues with the discussion and interpretation presented by the authors.

Response: *Thank you so much for your detailed suggestions and comments, which help us better reveal the importance and novelty of this study.*

For a general reader, authors should clearly state constituents referred as secondary organic aerosols (SOA) measured in this study. At times authors are addressing these constituents as “biogenic SOA tracers” and/or “biogenic SOA markers”. This is confusing to a general reader.

Response: *SOA contains a large spectrum of organic species, which are much more than what we reported in this study. Here we mainly discussed organic molecular markers of biogenic origin, which are derived from the photooxidation of isoprene, monoterpenes and sesquiterpenes, and this is why we addressed these constituents as “biogenic SOA tracers” and/or “biogenic SOA markers”. In fact, the detailed constituents of these biogenic SOA tracers have been listed in Table 1. More details can be found in lines 328-329, 411-412 and 456-458 as well.*

Title: “Characterization of biogenic primary and secondary organic aerosols—”. What primary biogenic aerosols are being referred and measured in this study? Authors have mainly discussed biogenic secondary aerosols.

Response: *Sugars, sugar alcohols, and anhydrosugars measured in this study are the primary biogenic aerosols, which were referred in lines 73-82 and lines 186-192.*

Abstract, lines 29-30: Authors state that “Biogenic SOA tracers and sugars exhibit higher levels in the samples affected by continental air masses, suggesting the terrestrial outflows of organic matter to the East China Sea”. This is a redundant statement. If high concentrations of measured species are associated with continental air masses, then continental outflow of organic matter is much obvious (rather than “suggesting the terrestrial outflows of organic matter to the ECS”).

Response: *Given that the conclusion is obvious, the word “suggesting” in the sentence has been changed to “demonstrating” in line 30.*

Abstract, line 31: Concentration of glucose given is given as 0.31 ng/m³. Is this concentration significant to 2nd decimal unit?

Response: *Yes, it is.*

Abstract, line 32: should read as “All sugar compounds show higher (not showed) —

Response: *Changed in line 32.*

Abstract, lines 33: The concept of night-time and day-time variability in concentrations is misleading. This cannot be attributed to long-range transport from continental sources. This needs to be adequately addressed in the discussion section. There are high concentrations of total sugars in day-time samples.

Response: *Here we present the general variation trend observed in this study, and we did not further attribute this phenomenon to long-range transport from continental sources. The sentence “All sugar compounds showed higher concentrations in the nighttime than in the daytime” has been changed into “All sugar compounds show generally higher average concentrations in the nighttime than in the daytime” (lines 32). We also add the discussion section (lines 198-200) in the revised manuscript based on your good suggestion which makes our description more accurate and convincing.*

Abstract, line 34: English!!! — one high-oxidation tracer——

Response: *“one high-oxidation tracer” has been changed to “one higher-generation photooxidation tracer” in line 34.*

Abstract, lines 35-36: How high abundance of only two species is attributed to transport of aged organic aerosols through long-range transport?

Response: *3-Methyl-1,2,3-butanetricarboxylic acid (MBTCA) is a high-generation photooxidation product of monoterpene. Monoterpenes were chiefly emitted from needle leaf trees. Therefore, the MBTCA' presence in large amounts indicates large input of aged aerosols, which most likely come from continent through long-range atmospheric transport.*

Abstract, lines 36-38: What are the errors associated with Fungal-spore-derived, sesquiterpene-derived and biomass-burning-derived OC?

Response: *Thank you for your comments. The contributions from OC derived from fungal spore, biomass burning and biogenic VOC to total OC are calculated with widely and successfully used tracer-based methods. The details can be found in lines 482-495.*

We have added the following references to support our statement:

[1] Bauer, H., Claeys, M., Vermeylen, R., Schueller, E., Weinke, G., Berger, A. and Puxbaum, H.: Arabitol and mannitol as tracers for the quantification of airborne fungal spores, Atmospheric Environment, 42, 588-593, 2008.

[2] Fu, P., Kawamura, K., Chen, J. and Miyazaki, Y.: Secondary Production of Organic Aerosols from Biogenic VOCs over Mt. Fuji, Japan, Environmental Science & Technology, 48, 8491-8497, 2014.

[3] Kleindienst, T. E., Jaoui, M., Lewandowski, M., Offenberg, J. H., Lewis, C. W., Bhawe, P. V. and Edney, E. O.: Estimates of the contributions of biogenic and anthropogenic hydrocarbons to secondary organic aerosol at a southeastern US location, Atmospheric Environment, 41, 8288-8300, 2007.

[4] Zhu, C., Kawamura, K. and Fu, P.: Seasonal variations of biogenic secondary organic aerosol tracers in Cape Hedo, Okinawa, Atmospheric Environment, 130, 113-119, 2016.

Abstract, lines 39-41: A very obvious conclusion!!! What else is expected other than transport of continental aerosols along the cruise track over ECS? What are biogenic OCs?

Response: *The influence of continental aerosols' transport on marine air is one of obvious conclusions in the study, while the contributions from marine emission to sugar compounds and biogenic SOA tracers exist as well but minor. Here we also discussed the spatial distribution of sugars and SOA tracers, as well as the major species of measured chemical components in marine aerosols over the ECS. We also found that fungal spores contribute most to total OC in comparison with secondary organic aerosols and biomass burning. PMF results identified the main sources for marine aerosols over the ECS as well, such as secondary origins and biogenic SOA. Actually, biogenic OCs in this paper contain OCs derived from biomass burning, fungal spores and SOCs. In order to make this sentence to be more precise, we changed "biogenic OCs and SOCs" **into** "biogenic primary OCs and SOCs" (line 39-40). Thanks for your good comments.*

Page 4, lines 117-118: English!!! "The ECS is susceptible to the outflow of continental OM —. Oceanic regions downwind of pollution sources are influenced by the chemical species.

Response: *Given that the wind direction varies with the season and the ECS is not always located downwind of pollution sources, and our main focus in this study is organic aerosols, we think this sentence may be more appropriate described as "The ECS is an oceanic region susceptible to the influence from outflow of continental OM" (line 117-119).*

Page 5, Section 2.2: No details are provided for the determination of total OC in aerosol samples collected over ECS.

Response: *Thank you for careful reading. The total OC in aerosol samples collected over ECS were determined using thermal optical reflectance (TOR) following the Interagency Monitoring of Protected Visual Environments (IMPROVE) protocol on a DRI Model 2001 thermal/optical carbon analyzer. The limit of detection for the carbon analysis was $0.82 \mu\text{gC cm}^{-2}$ for OC. Because total OC is not our focus here, we just cite the data of total OC in aerosol samples over the ECS to estimate the contributions of biogenic primary and secondary OC in total OC (%). The detailed information on determination and more discussion of total OC as stated above will be reported in another paper which is unpublished.*

Page 9, lines 272-273: Based on observed correlation one cannot conclude that marine sources contribute to the particulate glucose over ECS.

Response: *We have carefully checked the manuscript and the reasons for this conclusion can be listed as follows: first, the short chain $C_{16:0}$ fatty acid is mainly emitted by marine phytoplankton and microbes. Our previous study also reported that short chain fatty acids in marine aerosols over the ECS are mainly derived from the ocean surface via sea spray. The good correlation between glucose and $C_{16:0}$ fatty acid in this study reflects they have similar origin. Thus, the observed correlation in this paper indicates ocean's contribution to glucose in the marine atmosphere, which is also in accordance with early report mentioned in the manuscript. This part "Medeiros and Simoneit (2007) reported that high abundance of glucose associated with lower molecular weight fatty acids (mainly C_{16}) was attributed to the spring bloom of algae. In our study, $C_{16:0}$ fatty acid correlated well with glucose ($p = 0.001$, $r = 0.46$, $N = 51$), which suggests that marine sources also contributed to the particulate glucose in the oceanic atmosphere" has been changed **into** "Medeiros and Simoneit (2007) reported that high abundance of glucose associated with lower molecular weight fatty acids (mainly C_{16}) was attributed to the spring bloom of algae. In our study, glucose correlated well with measured $C_{16:0}$ fatty acid ($p = 0.001$, $r = 0.46$, $N = 51$), which mainly emitted from the ocean surface via sea spray (Kang et al., 2017), suggesting that marine sources also contributed to the particulate glucose in the oceanic atmosphere" (see lines 272-276).*

Page 9, line 274: English!!! —fructose was obviously related to glucose—

Response: *Changed to "fructose had a strong correlation with glucose" (line 276).*

Page 10, lines 299-300: —suggest that the major source of SOA tracers over the ECS is of terrestrial origin. A very obvious inference to make from measured SOA tracers.

Response: *We delete "probably" in the revision (see line 301).*

Page 16, lines 489-490: What are the errors associated with f_{soc} used in the study? What is their significance to 3rd decimal units?

Response: *The f_{soc} values used in the study were reported by Kleindienst et al. (2007)*

- “Estimates of the contributions of biogenic and anthropogenic hydrocarbons to secondary organic aerosol at a southeastern US location”, which were obtained using a tracer-based method and the errors associated with f_{soc} were not mentioned in that paper. The significance of f_{soc} is to 3rd decimal units according to the published paper by Kleindienst et al. (2007).

Although large errors may be raised during the estimation of SOA formation using laboratory derived factors, these f_{soc} values have been widely and successfully used to identify major sources of SOA in a wider range of previous studies.

Page 16, lines 496-500: What is the rationale of invoking photo-degradation by free radicals in the atmosphere or other atmospheric dilution mechanism during long-range transport to the western North Pacific? Higher concentrations of biomass burning OC are not an evidence to invoke the process of photo-degradation. What is “other atmospheric dilution mechanism”?

Response: *What we actually want to express is as follows: biomass burning OC showed higher levels in the samples near the Asian continent than those over the remote ocean. Hence, we deduce that these continental biomass-burning OC must have undergone removal or degradation during the long-range transport to ocean. For example, levoglucosan, a key biomass burning tracer, can be degraded by free radicals like OH in the atmosphere reducing its atmospheric concentration during long-range transport. “Other atmospheric dilution mechanism” can be some atmospheric mixing processes which also decrease the atmospheric concentration of biomass burning OC apart from wet/dry deposition.*

Page 19, lines 594-597: Authors should have used Mg^{2+}/Na^{+} ratio for deriving contribution from sea-salts due to chloride depletion in MABL. The measured SO_4 should be corrected for contribution from sea-salt (to use non-sea-salt SO_4)

Response: *Thanks for your suggestions. We think that Na^{+} may be more appropriate for estimating marine contribution, for Na^{+} in particulate samples originates solely from sea salt through sea spray and is widely used as a marker for marine emission. While Mg^{2+} is present in crustal dust in large quantities.*

The source apportionment with PMF in previous studies mostly used measured SO_4^{2-} as variables. And the input data of PMF contains the observed data and the corresponding uncertainties matrix. The calculation of uncertainties needs to use method detection limit (MDL), and the detailed methods and equation were listed in lines 160-168 in the manuscript. If we use non-sea-salt SO_4^{2-} , we cannot obtain its MDL directly. And even though we finally estimate the MDL of non-sea-salt SO_4^{2-} through some way, the estimation errors would be definitely increased. So, we chose measured SO_4^{2-} as a variable for PMF in accordance with extensive early reports.

Page 20, lines 605-609: Likewise, Ca^{2+} should be corrected for contribution from sea-salt (nss- Ca^{2+}). The anthropogenic sulphate does react with crustal aerosols (mineral dust containing CaCO_3) to form Ca^{2+} and SO_4 ions but does not form metal sulphate CaSO_4 or MgSO_4 . CaSO_4 is a primary mineral – gypsum.

Response: *The reason to use Ca^{2+} rather than nss- Ca^{2+} as a variable for PMF is the same as SO_4^{2-} as stated above.*

Thanks very much for your careful reading and good suggestions. Considering that discussion of sulphate here is not that necessary for crustal sources, we deleted this part in order to make the whole manuscript clearer and more concise to future readers.

Page 21, lines 635-638: English!!! Previous study once pointed out ——. Transport pathway could be similar for NO_x and BSOC.

Response: *We have changed “Previous study once pointed out” into “Previous studies have reported that” in line 636 based on your suggestion. And the former sentence is also rephrased as “ NO_3^- and BSOA may share common formation and/or transport pathways” (line 635-636) as you suggested.*

Page 21, line 647: If the contribution from each source changes in space and time then the concentrations measured for only few days (N=21 samples) over ECS are not representative.

Response: *Thanks for your careful comments. The marine aerosol samples were collected from May 18 to June 12, 2014. Actually, samples for 26 days were obtained, and totally fifty-one daytime and nighttime samples were achieved with some additional blank ones. As we all know, marine aerosol samples are very valuable due to the*

difficulty in sampling. The samples used in this study were obtained during a National Natural Science Foundation of China (NSFC) sharing cruise. Due to limited cruise period, we try our best to obtain as many samples as possible, and that is one reason that we sampled during both the day and the night. In order to ensure the accuracy of observation and discussion, we've done plenty of work and compared with other reports about marine aerosols. In addition, we hope there will be another golden opportunity to sample more marine aerosols in the future, so we can make further study and obtain more plentiful observation data.

Page 21, lines 652-654: This is conceptually wrong. Contribution from sea-salt is not an evidence for oceanic emissions of BSOA.

Response: *Sea-salt sources here refer organic matter emitted from the ocean surface together with sea-salt particles via sea spray or bubble bursting. We have rephrased this sentence in the revised manuscript (lines 657-659) to be clearer.*

Page 21, lines 654-656: What is primary and secondary OM? For the study site, continental sources are dominant is a primary objective of carrying out sampling over ECS.

Response: *The primary OM refers OM derived from biomass burning, fungal spores, pollens and plant debris, and some other primary sources which can emit OM directly into the atmosphere. Secondary OM in the present study refers photooxidation products of biogenic VOCs.*

During this cruise sampling, we sampled marine aerosols both over the remote sea and close to Asian continent and make a lot of comparison between them. The obvious difference in chemical species illustrates the crucial role of continental sources in the marine atmosphere.

Page 22, lines 662-663 and lines 670-672: These are very obvious conclusions. What else is expected other than contribution from continental sources.

Response: *In fact, we also measured the chemical composition, abundance and major sources of sugar compounds and biogenic SOA tracers in marine aerosols, then identified the dominant species and their spatial distribution as well as diurnal variation in the ECS, providing basic observational data for studying marine aerosols.*

In order to compare the relative contribution of marine and continental sources to total OC in the oceanic atmosphere, the whole sampling area was also divided into five regions from north to south according to the spatial distribution of aerosol samples. According to our current knowledge, reports on biogenic SOA tracers are still limited so far, so this work is very meaningful for better understanding the climatic impacts and biogeochemistry of marine aerosols.

Other modifications in the revised manuscript :

We replaced Figure 11 with another pie graph that illustrates contributions of different sources to organic carbon (OC) in marine aerosols over the East China Sea, because this study mainly focuses on organic aerosols in the marine atmosphere. The new Figure 11 is directly pertinent to the themes of organic aerosols. We also added some discussion in the main text to clarify it (line 645-649), and rephrased some sentences regarding new Figure 11 in the Abstract (line 41-43) and Conclusions (line 676-677) section to make it more clear.

Characterization of biogenic primary and secondary organic aerosols in the marine atmosphere over the East China Sea

Mingjie Kang^{1,2,3}, Pingqing Fu^{1,2,4}, Kimitaka Kawamura⁵, Fan Yang², Hongliang Zhang⁶, Zhengchen Zang⁷, Hong Ren^{2,8}, Lujie Ren¹, Ye Zhao³, Yele Sun^{2,8}, and Zifa Wang^{2,8}

¹ Institute of Surface-Earth System Science, Tianjin University, Tianjin 300072, China

² State Key Laboratory of Atmospheric Boundary Layer Physics and Atmospheric Chemistry, Institute of Atmospheric Physics, Chinese Academy of Sciences, Beijing 100029, China

³ State Key Laboratory of Water Environment Simulation, School of Environment, Beijing Normal University, Beijing 100875, China

⁴ Collaborative Innovation Center on Forecast and Evaluation of Meteorological Disasters, Nanjing University of Information Science & Technology, Nanjing, 210044, China

⁵ Chubu Institute for Advanced Studies, Chubu University, Kasugai 487-8501, Japan

⁶ Department of Civil and Environmental Engineering, Louisiana State University, Baton Rouge, Louisiana 70803, USA

⁷ Department of Oceanography and Coastal Sciences, Louisiana State University, Baton Rouge, LA 70803, USA

⁸ College of Earth and Planetary Sciences, University of Chinese Academy of Sciences, Beijing 100049, China

Correspondence: Pingqing Fu (fupingqing@tju.edu.cn)

Abstract

Molecular composition and abundance of sugars and secondary organic aerosols (SOA) from biogenic sources over the East China Sea were investigated based on gas chromatography/mass spectrometry. Biogenic SOA tracers and sugars exhibit higher levels in the samples affected by continental air masses, demonstrating the terrestrial outflows of organic matter to the East China Sea. Glucose was the dominant sugar species (0.31–209 ng m⁻³, 18.8 ng m⁻³), followed by mannitol – a fungal spore tracer. All sugar compounds show generally higher average concentrations in the nighttime than in the daytime. 3-Methyl-1,2,3-butanetricarboxylic acid, one higher-generation photooxidation tracer of monoterpene SOA, was found to be the most abundant species among measured biogenic SOA markers, suggesting the input of aged organic aerosols through long-range transport. Fungal-spore-derived organic carbon (OC) was the biggest contributor to total OC (0.03–19.8%, 3.1%), followed by sesquiterpene-derived secondary OC (SOC), biomass-burning-derived OC, monoterpene- and isoprene-derived SOC. Larger carbon percentages of biogenic primary OCs and SOCs in total OC presented in the terrestrially influenced aerosols indicate significant contributions of continental aerosols through long-range transport. Positive matrix factorization results illustrate that the secondary nitrate and biogenic SOA, biomass burning, and fungal spores were the main sources of OC in marine aerosols over the East China Sea, again highlighting the importance of Asian continent as a natural emitter of biogenic organic aerosols together with anthropogenic aerosols over the coastal marine atmosphere.

1 Introduction

Oceans cover more than 70% of the Earth's surface and marine aerosols contribute significantly to the global aerosol load (O'Dowd et al., 2004), playing an important role in the albedo, atmospheric processes, atmospheric chemistry, climate, and biogeochemical cycling of nutrients (O'Dowd and de Leeuw, 2007; Shi et al., 2011). Such influences depend on the chemical composition and concentrations of marine aerosols. In recent years, significant abundances of organic matter in marine aerosol and their importance to the cloud condensation nuclei (CCN) formation as well as their direct and indirect radiative effects have been reported (Tervahattu et al., 2002; O'Dowd et al., 2004; Facchini et al., 2008; Ovadnevaite et al., 2011a; Ovadnevaite et al., 2011b; Pringle et al., 2010; Bougiatioti et al.,

2011; Sciare et al., 2009). However, information about marine organic aerosol remains poor owing to various emission sources, complex formation mechanisms, and limited field measurements regarding their chemical composition and concentrations (O'Dowd and de Leeuw, 2007; Cavalli et al., 2004). Therefore, it is necessary to investigate the loadings, molecular compositions and sources of marine organic aerosols, especially in coastal and offshore regions where the land/ocean interaction is active.

In general, sources of organic compounds in marine aerosols comprise natural and anthropogenic emissions. For example, surface-active organic matter of biogenic origin in the ocean (e.g. bacteria, viruses and detritus) can be transferred to the marine atmosphere by bubble-bursting processes (Gantt and Meskhidze, 2013; Gershey, 1983; Mochida et al., 2002; Sciare et al., 2009). Terrestrial air masses also bring plentiful organic matter derived from natural and/or anthropogenic activities to the oceanic atmosphere via long-range atmospheric transport (Zhou et al., 1990; Uematsu et al., 2010; Kumar et al., 2012; Hawkins et al., 2010; Srinivas et al., 2011; Kang et al., 2017). Sugars, important water-soluble organic constituents of atmospheric particulate matter, are substantial in both continental (Pashynska et al., 2002; Yttri et al., 2007; Fu et al., 2008; Jia and Fraser, 2011; Iinuma et al., 2007; Cong et al., 2015) and marine aerosols (Simoneit et al., 2004b; Fu et al., 2011). Due to their ubiquity and abundance, sugars can be used to elucidate sources and transport of atmospheric organic aerosols. Levoglucosan along with its two isomers, mannosan and galactosan, as the primary thermal alteration products by the pyrolysis of cellulose and hemicellulose, has been recognized as specific tracers for biomass burning (Simoneit, 2002). Trehalose is a recognized fungal carbohydrate, which can be indicative of soil dust (Fu et al., 2012; Feng and Simpson, 2007). Arabitol and mannitol are tracers for airborne fungal spores (Bauer et al., 2008). Sucrose could serve as a marker for airborne pollen grains (Pacini, 2000; Fu et al., 2012), while fructose and glucose can be emitted from plant pollen, fruits and detritus (Pacini, 2000; Speranza et al., 1997; Baker et al., 1998). These sugar compounds have been detected in some marine aerosols and effectively used as key tracers to assess contributions of different emission sources (Simoneit et al., 2004b). Despite their importance, the knowledge about molecular characterization of sugars in marine aerosols is still rare because of various sources and inconvenience of sampling.

Apart from primary sources, atmospheric volatile organic compounds (VOCs) emitted from ocean and/or continents also have significant impacts on marine aerosols. VOCs can react with oxidants, such as ozone (O₃), nitrogen oxides (NO_x) and OH radicals in the atmosphere,

90 producing secondary organic aerosols (SOA) (Atkinson and Arey, 2003; Gantt and
91 Meskhidze, 2013; Meskhidze and Nenes, 2006; Hu et al., 2013; Claeys et al., 2004a; Claeys
92 et al., 2007; Jaoui et al., 2005; Hallquist et al., 2009). SOAs contribute substantially to
93 atmospheric particulate OM and strongly affects the regional and global air quality, climate
94 and human health (Zhu et al., 2016; Chen et al., 2017). Recent studies have revealed that SOA
95 is an important or even the dominant contributor to PM_{2.5} during heavy haze events in China
96 (Cao et al., 2017). Due to poor understanding of sources and formation mechanisms of SOA,
97 accurately measuring and modelling SOA concentrations remains a big issue (Zheng et al.,
98 2017). It was reported that emissions of biogenic VOCs (BVOCs) were one order of
99 magnitude larger than those of anthropogenic VOCs on a global scale (Guenther et al., 2006).
100 BVOCs emitted from terrestrial vegetation include isoprene, monoterpenes and
101 sesquiterpenes as well as other compounds (Guenther et al., 2006; Goldstein and Galbally,
102 2007), which could exert large impacts on marine aerosols through continental aerosols'
103 outflow. On the other hand, marine phytoplankton and seaweeds can release isoprene and
104 other BVOCs as well (Yokouchi et al., 1999; Shaw et al., 2010), especially during the
105 phytoplankton blooms (Hu et al., 2013). Marine-derived SOAs by oxidation of
106 phytoplankton-produced isoprene have been shown to remarkably influence the chemical
107 composition of marine CN and cloud droplet number, forming an indirect climatic effect
108 (Gantt et al., 2009; Bikkina et al., 2014; Meskhidze and Nenes, 2006). In addition to isoprene,
109 the photooxidation products of oceanic monoterpenes (e.g. α - and β -pinene) were established
110 as well (Fu et al., 2011; Yassaa et al., 2008; Gantt et al., 2009). However, to date, the accurate
111 molecular characterisation and spatial distribution of biogenic SOAs (BSOA) in the marine
112 atmosphere are not well known due to their chemical complexity and process nonlinearity
113 (Chen et al., 2017). Consequently, there remains an urgent need for studies about marine
114 BSOA on a regional and/or global scale currently.

115 In this study, we investigated molecular compositions, abundances and spatial distributions of
116 sugars and BSOA tracers in marine aerosols over the East China Sea (ECS), which is located
117 between the east coast of Asian continent and the western North Pacific. The ECS is an
118 oceanic region susceptible to the influence from outflow of continental OM from natural and
119 anthropogenic activities in the mainland. The contributions of secondary organic carbon (SOC)
120 from isoprene, monoterpene and sesquiterpene to the total OC were estimated. Positive matrix
121 factorization (PMF) was also used to estimate the contributions of sources identified by
122 biomass burning tracers (e.g. levoglucosan), primary saccharides including fungal spore and

pollen tracers, BSOA tracers from oxidation of BVOCs, inorganic ions and some other reliable source markers.

2 Materials and methods

2.1 Aerosol sampling

Marine total suspended particles (TSP) were collected during May 18 to June 12, 2014. The sampling was performed using a high-volume air sampler (Kimoto, Japan) at an airflow rate of $0.8 \text{ m}^3 \text{ min}^{-1}$ on board of the KEXUE-1 Research Vessel during a National Natural Science Foundation of China (NSFC) sharing cruise. Figure 1 shows the cruise tracks and concentrations of chlorophyll-a over the ECS. Detailed sampling information and map of sampling sites are described elsewhere (Kang et al., 2017).

2.2 Organic species analysis

Filter aliquots were ultrasonically extracted for 10 min three times using dichloromethane/methanol mixture (2:1, v/v). The solvent extracts were filtered through quartz wool packed in a Pasteur pipette and concentrated with a rotary evaporator, and then blown down to dryness with pure nitrogen gas. The extracts were reacted with 50 μL of *N,O*-bis-(trimethylsilyl)trifluoroacetamide (BSTFA) containing 1% trimethylsilyl chloride and 10 μL of pyridine at 70°C for 3 hour in order to convert COOH and OH to the corresponding trimethylsilyl (TMS) esters and ethers. After the reaction, 140 μL internal standard (C_{13} *n*-alkane, $1.43 \text{ ng } \mu\text{L}^{-1}$) was added to the derivatives before injection into gas chromatography/mass spectrometry (GC/MS).

2.3 Gas chromatography/mass spectrometry

Two organic species (i.e. sugars and SOA tracers) were determined on an Agilent model 7890 GC coupled to an Agilent model 5975C mass-selective detector (MSD). The GC instrument was equipped with a split/splitless injector and a DB-5ms fused silica capillary column ($30 \text{ m} \times 0.25 \text{ mm i.d.}$, $0.25 \text{ } \mu\text{m}$ film thickness) with the GC oven temperature programmed from 50°C (2 min) to 120°C at $15^\circ\text{C min}^{-1}$, and then to 300°C at 5°C min^{-1} with final isotherm hold at 300°C for 16 min. Helium was used as carrier gas. The GC injector temperature was maintained at 280°C . The mass spectrometer was operated in the Electron Ionization (EI)

mode at 70 eV and scanned in the m/z range of 50 to 650 Da. Data were processed using ChemStation software. Each compound was determined through comparing mass spectra with those of authentic standards or literature data. GC/MS response factors were obtained with authentic standards or surrogate standards. Recoveries of the standards that were spiked onto pre-combusted quartz filters and measured as the samples ($n = 3$) were generally better than 80%. A field blank filter was treated as the real samples for quality assurance. The present data were corrected with field blanks but not for recoveries.

2.4 Positive matrix factorization (PMF) analysis

To further investigate the potential sources of marine organic aerosols, the positive matrix factorization (PMF) analysis are used in this study. For this analysis, the measured ambient concentrations less than or equal to the method detection limit (MDL) were replaced by MDL/2 and associated uncertainties were $(5/6)*MDL$. For the concentrations greater than the MDL, the calculation of uncertainty is based on the following equation:

$$Uncertainty = \sqrt{(error\ fraction * concentration)^2 + (0.5 * MDL)^2} \quad (1)$$

where the error fraction is a user-provided estimation of the analytical uncertainty of the measured concentration or flux. In the present study, the error fraction was set as 0.2 for all species for receptor-oriented source apportionment analyses (Han et al., 2017).

3 Results and discussion

Concentrations of sugars and biogenic SOA tracers in marine aerosols over the ECS were presented in Table 1. Total abundance of the quantified sugar compounds ranged from 1.8–950 $ng\ m^{-3}$ with an average of 81.5 $ng\ m^{-3}$ much lower than those in urban atmosphere in China (Wang et al., 2006), and the nighttime aerosols contained more sugars (average 90.1 $ng\ m^{-3}$) than the daytime ones (72.6 $ng\ m^{-3}$). Individual sugar compounds also showed higher nighttime concentrations, but still lower than those in urban aerosols (Wang et al., 2011). The total biogenic SOA tracers were in the range of 1.1–135 $ng\ m^{-3}$ (average 22.9 $ng\ m^{-3}$) with lower nighttime abundance (22.2 $ng\ m^{-3}$) than daytime (23.6 $ng\ m^{-3}$). In contrast to monoterpene and sesquiterpene SOA tracers, the isoprene SOA tracers presented higher levels in the nighttime aerosols (9.6 $ng\ m^{-3}$) than those in the daytime samples (7.1 $ng\ m^{-3}$).

Generally, higher values of these organics were observed in coastal regions compared with those far away from mainland (Fig. 2, Fig. 4 and Fig. S1), similar to the spatial pattern of lipids, PAHs and phthalates in our previous report (Kang et al., 2017), suggesting the impact from the outflow of continental OM on the basis of back trajectory analysis (Fig. S2-S6).

3.1 Sugars and sugar-alcohols

Sugars, a major class of water-soluble organic constituents in the atmosphere, have been reported to be ubiquitous in marine aerosols (Fu et al., 2011; Chen et al., 2013; Simoneit et al., 2004b; Burshtein et al., 2011). Most of them can serve as tracers of biological primary aerosol particles and biomass burning (Simoneit, 2002; Bauer et al., 2008). Eleven sugar compounds including anhydrosugars (levoglucosan, galactosan, mannosan), sugars (fructose, glucose, sucrose and trehalose) and sugar alcohols (erythritol, arabitol, mannitol and inositol) were measured in marine aerosols collected over the ECS. The concentrations of sugars are shown in Table 1 and Fig. 2. Glucose ($0.31\text{--}209\text{ ng m}^{-3}$, mean 18.8 ng m^{-3}) and mannitol ($0.03\text{--}169\text{ ng m}^{-3}$, 16.3 ng m^{-3}) were the dominant species, followed by sucrose ($0.09\text{--}216\text{ ng m}^{-3}$, 11.7 ng m^{-3}), trehalose ($0.08\text{--}96.0\text{ ng m}^{-3}$, 9.4 ng m^{-3}), fructose ($0.09\text{--}106\text{ ng m}^{-3}$, 9.1 ng m^{-3}), and levoglucosan ($0.09\text{--}64.3\text{ ng m}^{-3}$, 7.3 ng m^{-3}) (Fig. 3). Chen et al. (2013) also reported that glucose and mannitol are the major sugar compounds detected in marine aerosols collected at Chichi-Jima Island during spring and summer. Moreover, nighttime concentrations of all sugars were generally higher than the daytime ones, likely due to lower height of planetary boundary layer (PBL) and the land breeze carrying plentiful terrestrial OM at night.

Figure 2 presents the temporal variations in sugar compounds determined in the marine aerosol samples collected over the ECS. The concentrations of total sugars were characterized by higher levels in the regions close to continent and/or influenced by land air masses, indicating substantial influence of continental outflow compared to marine air over the pelagic ocean.

3.1.1 Anhydrosugars

Levoglucosan, a thermal degradation product of cellulose (Simoneit, 2002) and a specific indicator for biomass burning (Simoneit et al., 1999), can largely modify the chemical composition of atmospheric aerosols on a regional to global scale. Due to its water solubility, levoglucosan contributes to water-soluble organic carbon in aerosols, significantly enhancing the hygroscopic properties of atmospheric aerosols (Mochida and Kawamura, 2004). The

abundance of levoglucosan detected in the present study (0.09–41.2 ng m⁻³, mean 6.1 ng m⁻³ and 0.10–64.3 ng m⁻³, mean 8.4 ng m⁻³ for day and night, respectively) was not the highest among measured sugar species (Fig. 3 and Table 1). The average concentration of levoglucosan is close to those reported at Gosan, Jeju Island in summer (mean 8.0 ng m⁻³) (Fu et al., 2012). During the whole sampling period, higher concentrations of levoglucosan were found in the samples under the effect of continental air masses based on five-day backward trajectories (Fig. S2-S6), consistent with our previous report about lipids, PAHs and phthalates (Kang et al., 2017). Mannosan and galactosan, isomers of levoglucosan, are produced by pyrolysis of cellulose and hemicellulose and can also act as biomass burning tracers (Fabbri et al., 2009; Simoneit, 2002). Mannosan and galactosan were detected in the samples with similar variation trends to levoglucosan (Table 1 and Fig. 2), further indicating the strong impact of continental biomass burning activities on the marine atmosphere. As shown in Table 1 and Fig. 3, the nighttime average concentrations of all three anhydrosugars were higher than the daytime ones, probably attributable to enhanced biomass combustion and lower height of PBL as well as the land breeze during the night.

In addition, hard wood tend to contain higher levels of cellulose than hemicellulose, therefore the mass concentration ratios of levoglucosan to mannosan (L/M) can be utilized as a diagnostic parameter for diverse biomass burning substrates (Zhu et al., 2015). Previous studies found that L/M ratios from softwood are in a range of 3–10 and those from hardwood are 15–25, while the ratios from crop residues are even higher (25–40) (Zhu et al., 2015). In this study, the L/M ratios range from 0.71–32 with an average of 4.2, and higher values were observed in the terrestrially influenced aerosols, especially coastal areas near Fujian province (Fig. S7). The lower L/M ratios in our study (average 4.2) suggest that the aerosols were mainly associated with the burning of softwood, consistent with the lower L/M ratios (2.1–4.8) observed on Okinawa Island in May–June (Zhu et al., 2015) and Mt. Fuji (4.6–7.6, mean 5.5) (Fu et al., 2014). It is worth noting that a couple of samples near Fujian Province in Southeast China were characterized by a higher L/M ratio (>20) (Fig. S7), agreeing well with the values of straw burning smokes (Chen et al., 2013). Zhu et al. (2015) also reported combustion of agricultural residues, peat and wood could contribute to high L/M ratios. Therefore, these higher values probably indicate emissions from terrestrial burning of straw residues, which could affect the chemical components of aerosols in the western North Pacific via long-range atmospheric transport as confirmed by backward trajectories (Fig. S5).

3.1.2 Sugar alcohols

Sugar alcohols detected in these samples consist of arabitol, mannitol, inositol and erythritol, which had similar temporal patterns (Fig. 2e-h). Higher abundances of sugar alcohols observed in the terrestrially influenced aerosol samples suggesting a significant contribution from terrestrial source (Fig. S2-S6). While the marine fungi and algae, which can also release fungal spores into the marine atmosphere via bubble bursting, contribute little to the sugar alcohols in the coastal aerosols. Obviously, mannitol and arabitol were the most abundant sugar alcohols detected in the present study (Fig. 3 and Table 1), ranging from 0.03–169 ng m⁻³ (16.3 ng m⁻³) and 0.02–51.0 ng m⁻³ (5.1 ng m⁻³), respectively. A strong positive correlation between arabitol and mannitol were found in marine aerosols ($p < 0.001$, $r = 0.996$, $N = 51$), suggesting a similar origin. Mannitol and arabitol are very common in fungi, and are the most frequently occurring sugar alcohols in plants (Burshtein et al., 2011), which can be utilized to assess the contribution of fungal spores to the aerosol OC (Bauer et al., 2008). For instance, mannitol is particularly abundant in algae (Burshtein et al., 2011). The peak concentrations of sugar alcohols were found in the nighttime samples, which can be attributed to the increased activities of yeasts and fungi at night (Graham et al., 2003). Moreover, the maxima concentrations of these sugar polyols, especially arabitol and mannitol, were observed in offshore regions in early summer (June) (Fig. 2e-h), likely due to the more active microbial activities resulting from warmer temperature in June and more biota in coastal regions (Fig. 1).

3.1.3 Sugars

Glucose, fructose, sucrose, and trehalose are the primary saccharides measured in marine aerosols over the ECS. Glucose was the dominant sugar compound (0.31–209 ng m⁻³, 18.8 ng m⁻³), followed by sucrose (0.09–216 ng m⁻³, 11.7 ng m⁻³) (Fig. 2i-l and Fig. 3). Glucose and fructose originate from plant materials, such as pollen, fruits and their fragments (Fu et al., 2012; Graham et al., 2003). Both glucose and fructose presented higher levels in the coastal areas, demonstrating great contribution from terrestrial vegetation. Medeiros and Simoneit (2007) reported that high abundance of glucose associated with lower molecular weight fatty acids (mainly C₁₆) was attributed to the spring bloom of algae. In our study, glucose correlated well with measured C_{16:0} fatty acid ($p = 0.001$, $r = 0.46$, $N = 51$), which mainly emitted from the ocean surface via sea spray (Kang et al., 2017), suggesting that marine sources also contributed to the particulate glucose in the oceanic atmosphere. It was noted that

fructose had a strong correlation with glucose ($p < 0.001$, $r = 0.94$, $N = 51$), indicating they share similar sources. Sucrose, as a predominant sugar species in the phloem of plants as well as developing flower buds, is reported to be the richest and dominant component of airborne pollen grains (Graham et al., 2003). High abundance of sucrose along with fructose and glucose observed in our study implies a large emission of airborne pollen grains into the marine atmosphere over the ECS. Significantly, the concentration of glucose, fructose and sucrose were highest at the beginning of June in early summer (Fig. 2i-l), probably attributable to an enhanced pollen emission, because pollen counts tend to be highest in late spring/early summer in temperate zones (Graham et al., 2003). Such peak concentrations in early June are in accord with a previous study by Pashynska et al. (2002). Trehalose, a fungal metabolite, is present in a variety of microorganisms (fungi, bacteria, yeast and algae), and a few higher plants as well as invertebrates (Medeiros et al., 2006a). Thus, trehalose can be used as a microbial biomarker and stress protectant. Furthermore, trehalose was reported to be the most abundant sugar in soil (Rogge et al., 2007; Medeiros et al., 2006b; Jia and Fraser, 2011), thus the enrichment of trehalose in aerosols can be indicative of soil resuspension and unpaved road dust (Simoneit et al., 2004a; Fu et al., 2012). The trehalose in our study was positively correlated with non-sea-salt calcium (nss- Ca^{2+}) ($p < 0.01$, $r = 0.43$, $N = 51$), the best tracer for soil dust (Virkkula et al., 2006), suggesting the atmospheric trehalose over the ECS was mainly derived from resuspension of soil particles. Higher abundance of trehalose in coastal regions (Fig. 2l), may be in connection with the outflow of Asian dust primarily occurring in winter/spring (Fu et al., 2012), and inland soil resuspension/dust aerosols.

3.2 Secondary organic aerosols

The sum of all SOA tracers ranged from 1.1–135 ng m^{-3} (22.9 ng m^{-3}), which were higher than previous report of marine aerosols (0.19–27 ng m^{-3} , 6.6 ng m^{-3}) (Fu et al., 2011), but much lower than those in the continental sites (Fu et al., 2010; Ding et al., 2014). These differences suggest that the major source of SOA tracers over the ECS is of terrestrial origin. Specifically, the total concentrations of detected isoprene SOA-tracers ranges from 0.15–64.0 ng m^{-3} (8.4 ng m^{-3}), comparable to those reported in marine aerosols (mean 8.5 ng m^{-3}) (Hu et al., 2013), but lower than those of urban aerosols (Ren et al., 2017; Ding et al., 2014); total monoterpene SOA-tracers in the range of 0.26–87.2 ng m^{-3} (11.6 ng m^{-3}) lower than those in urban aerosols as well (Ren et al., 2017); total sesquiterpene SOA-tracers ranged between 0.16 and 17.2 ng m^{-3} (2.9 ng m^{-3}). Such phenomena that BSOA derived from monoterpenes

are more abundant than those from isoprene were also reported in Chinese urban areas (Ren et al., 2017). On the whole, biogenic SOA tracers exhibited higher loadings in the coastal areas than those remote sampling sites, further indicating that long-range atmospheric transport of terrestrial aerosols has significant influence on the chemical composition and abundance of SOA over oceans. Marine VOC spatial distributions are expected to be linked to the distributions of photosynthetic pigments in seawater, such as chlorophyll-a (Ooki et al., 2015). The higher concentrations of chlorophyll-a in the coastal regions (Fig. 1) stand for higher biological activities and more emission of VOCs, which agree well with higher SOA tracers over the coastal waters. Such spatial variations in biogenic SOA tracers are in agreement with a previous report about marine organic aerosols collected during a round-the-world cruise (Fu et al., 2011).

3.2.1 Isoprene SOA tracers

Isoprene is a reactive biogenic hydrocarbon and primarily originates from terrestrial photosynthetic vegetation (e.g. trees and plants). Marine phytoplankton and seaweed can also emit isoprene (Yokouchi et al., 1999; Shaw et al., 2010). Moreover, bacteria produce isoprene as well, and the bacterial isoprene production is temperature-dependent (Kurihara et al., 2010). In spite of much lower emission strength in the ocean region, more recent researches have suggested that the oceanic source of isoprene significantly impact atmospheric chemistry and cloud microphysical properties in the remote marine boundary layer because of its high reactivity (about 1–2 hour lifetime) (Hackenberg et al., 2017).

Six isoprene SOA tracers, including 2-methylglyceric acid, three C₅-alkene triols, and two 2-methyltetrols (2-methylthreitol and 2-methylerythritol), were identified in the marine aerosols over ECS. Isoprene SOA tracers showed diurnal variations with higher average concentrations at night (Fig. 4a-c, Fig. 5, Fig. S8), consistent with the report by Fu et al. (2010). The higher abundance during the night can be explained by the enhanced gas-to-particle partition at cooler temperatures during the nighttime and/or increased input of continent-originated isoprene-SOA into the oceanic atmosphere via land-sea breeze circulations at night. However, T-test showed that the difference between daytime and nighttime concentrations for 2-methyltetrols, C₅-alkene triols and 2-MGA was not that significant ($p > 0.05$). As expected, much higher concentrations of isoprene tracers were observed in coastal regions, where continental outflows exert larger effects from spring to early summer. For the remote ocean, terrestrial sources have weak impacts because of the

short atmospheric lifetime of isoprene and the dilution effects during long-range atmospheric transport. In addition to the effect of continental outflow, more nutrients in the coastal and estuarine regions could be another factor responsible for the higher levels of isoprene SOA tracers compared to the pelagic areas. Because nutrient-rich surface water can promote the development of phytoplankton blooms and increases chlorophyll-a concentrations. Chlorophyll-a is a measure of phytoplankton, or algal, biomass (Quinn et al., 2014) and currently most widely used proxy for predicting isoprene concentrations in water (Hackenberg et al., 2017). Numerous studies reported the positive relationship between isoprene emission and chlorophyll-a in the surface seawater (Hackenberg et al., 2017; Zhu et al., 2016). In the present study, the temporal and spatial distributions of chlorophyll-a at the ECS surface during the whole sampling period are characterized by higher coastal levels, such as waters near Zhejiang and Fujian provinces, but lower abundance in eastern Taiwan and the remote sea (Fig. 1). Thus, high chlorophyll-a waters in coastal locations mean more isoprene emissions than remote open waters. However, the isoprene in the remote ocean may mainly originate in situ from biological production by marine biota at the ocean surface.

The low-NO_x products 2-methyltetrols with mass concentrations ranging from 0.03–41.9 ng m⁻³ (4.8 ng m⁻³) were the major species among the isoprene SOA tracers, in line with early report about summer aerosols in China (Ding et al., 2014). Specially, concentration ranges of 2-methyltetrols were 0.11–17.0 ng m⁻³ (3.8 ng m⁻³) during the daytime and 0.03–41.9 ng m⁻³ (5.7 ng m⁻³) at night with 2-methylerythritol being about 2.1-fold more abundant than 2-methylthreitol. This ratio is similar to those calculated in previous studies (Fu et al., 2010; Ion et al., 2005; Cahill et al., 2006). The atmospheric levels of 2-methyltetrols are comparable to those reported in marine aerosols collected during a round-the-world cruise (0.07–15 ng m⁻³, 2.4 ng m⁻³) (Fu et al., 2011). However, these values are small compared to those from terrestrial emissions, such as mountain (Fu et al., 2014; Cahill et al., 2006) and forest aerosols (Miyazaki et al., 2012; Fu et al., 2010; Claeys et al., 2004a). A significant positive relationship between 2-methyltetrols and levoglucosan ($p < 0.001$, $r = 0.87$, $N = 51$) in our study suggests that biomass burning may also generate the precursors of 2-methyltetrols followed by photochemical reactions (Xie et al., 2014). Besides, 2-methyltetrols correlated with C₂₉ *n*-alkane (the dominant species of terrestrial higher plant waxes) as well ($p < 0.001$, $r = 0.74$, $N = 51$), suggesting these organic tracers originate from higher plants or from similar source regions as well. The correlations above illustrate that terrestrial emissions (e.g.

biomass burning and higher plants) contributed significantly to the levels of 2-methyltetrols in the marine atmosphere.

C₅-Alkene triols are formed from photooxidation of isoprene under low-NO_x conditions (Surratt et al., 2006; Lin et al., 2013). They were detected in all the samples ranging from (0.03–14.6 ng m⁻³, 2.2 ng m⁻³), which are higher than those reported in Arctic aerosols (0.01–0.15 ng m⁻³) (Fu et al., 2009) and other marine aerosols (0.002–4.6 ng m⁻³, 0.65 ng m⁻³) (Fu et al., 2011); but lower than the atmospheric levels of mountain aerosols (Fu et al., 2014; Fu et al., 2010) and subtropical urban aerosols from Hong Kong (Hu et al., 2008). Such a difference illustrates the outflow of continental aerosols, which can be confirmed by the significant positive correlations between C₅-alkene triols and tracers of terrestrial emissions, such as C₂₉ *n*-alkanes ($p < 0.001$, $r = 0.78$, $N = 51$) and levoglucosan ($p < 0.001$, $r = 0.87$, $N = 51$). It was found that 2-methyltetrols correlated well with C₅-alkene triols in marine aerosols over ECS ($p < 0.001$, $r = 0.86$, $N = 51$), suggesting a similar formation mechanism or common sources. However, the mass concentration ratios of C₅-alkene triols to 2-methyltetrols showed significant variation in different sampling sites (Fig. 6a), indicating different formation pathways, consistent with a previous report (Fu et al., 2010).

Concentrations of 2-methylglyceric acid (2-MGA), formed by photooxidation of isoprene under high-NO_x (NO_x = NO + NO₂) conditions (Surratt et al., 2006), were in the range of 0.09–8.3 ng m⁻³ (1.4 ng m⁻³) being greatly lower than those in mountain aerosols (Cahill et al., 2006; Fu et al., 2010; Fu et al., 2014), implying much stronger influence of NO_x on isoprene SOA formation in continental aerosols. 2-MGA is a possible further oxidation product of methacrolein and methacrylic acid, which are two major gas-phase oxidation products of isoprene (Claeys et al., 2004b; Edney et al., 2005; Fu et al., 2009). 2-MGA was related to C₂₉ *n*-alkanes ($p < 0.001$, $r = 0.84$, $N = 51$) and levoglucosan ($p < 0.001$, $r = 0.81$, $N = 51$) as well, again suggesting a terrestrial input. These isoprene-SOA tracers in marine aerosols over the ECS may stem from terrestrial higher plants and biomass burning, and then were oxidized during the transport to the oceanic atmosphere. Similar correlations between isoprene-derived SOA tracers and levoglucosan were mentioned in previous study, which reported that biomass burning enhanced the isoprene-SOA formation (Li et al., 2018). Additionally, 2-methyltetrols are higher generation products than 2-MGA (Fu et al., 2014), but the ratios of 2-MGA to 2-methyltetrols did not vary significantly with cruise track. However, a couple of high ratios were observed in the ocean-air influenced aerosols, suggesting the importance of marine source for fresh isoprene-derived SOAs in the atmosphere (Fig. 6b).

NO_3^- was found to be related to 2-MGA, 2-methyltetrols and C_5 -alkene triols ($p < 0.001$, $r = 0.60$ – 0.71 , $N = 51$). The ratio of 2-MGA to 2-methyltetrols was found to be negatively correlated with particulate NO_3^- ($p < 0.05$, $r = -0.31$, $N = 51$). These relationships reveal that there may be a close connection between formation of isoprene SOA and NO_3^- in the marine boundary layer.

3.2.2 Monoterpene SOA tracers

The detected α/β -pinene oxidation products in the study consist of pinonic, pinic acids, 3-hydroxyglutaric acid (3-HGA) and 3-methyl-1,2,3-butanetricarboxylic acid (MBTCA). They are derived from the photooxidation of α/β -pinene with O_3 and OH radicals (Hoffmann et al., 1997; Yu et al., 1999; Glasius et al., 2000; Iinuma et al., 2004). Since monoterpenes account for around 35% of the global biogenic VOCs' emissions, these compounds have been utilized to estimate the role of monoterpene oxidation in the SOA formation (Griffin et al., 1999). Monoterpenes were chiefly emitted from needle leaf trees. In this study, monoterpene-SOA tracers were found to be positively correlated to levoglucosan with $p < 0.001$ (r ranges from 0.68–0.82), indicating terrestrial biomass burning made substantial contributions to the formation of monoterpenes, then being transported to the oceanic atmosphere. Generally, total monoterpene-SOA tracers in our study showed a major peak in spring (Fig. S1g), in agreement with a previous study (Zhu et al., 2016). Pinonic and pinic acids, well-known tracers for α/β -pinene, ranged from 0.02–1.6 ng m^{-3} (0.47 ng m^{-3}) and 0.16–14.9 ng m^{-3} (3.4 ng m^{-3}), respectively (Table 1). Their concentrations were higher than those in high Arctic aerosols (average 69 pg m^{-3} and 514 pg m^{-3} , respectively) (Fu et al., 2009). In addition, concentrations of pinic acid were 7 times higher than pinonic acid, similar to an earlier report (Fu et al., 2009). The vapour pressure of pinic acid is about 2 orders of magnitude lower than pinonic acid (Bhat and Fraser, 2007). Thus, pinic acid can saturate and readily nucleate, being expected to have a higher fraction in the aerosol phase than pinonic acid.

Two novel monoterpene SOA tracers, 3-hydroxyglutaric acid (3-HGA) and 3-methyl-1,2,3-butanetricarboxylic acid (MBTCA), were also detected in these marine aerosols. Both of them are reported to be higher-generation products of α -pinene photooxidation (Kourtchev et al., 2009; Szmigielski et al., 2007). The concentration ranges of 3-HGA in marine aerosols over ECS were lower than those of aerosols in Mt. Tai, central east China (Fu et al., 2010), but comparable to other studies about marine aerosols (Fu et al., 2011). The average abundance of atmospheric MBTCA for all samples were 5.6 ng m^{-3} with mean concentrations of 6.8 ng m^{-3}

and 4.5 ng m⁻³ during the day and night, respectively, more abundant than 3-HGA (2.2 ng m⁻³). Interestingly, these mean values of MBTCA were comparable to those of mountain aerosols (Fu et al., 2010), but still higher than the marine aerosols collected on the remote seas (Fu et al., 2011). Since the ECS is adjacent to Mainland China, the atmospheric boundary layer in these regions would inevitably be affected by continent-derived air masses, as supported by the spatial pattern of individual SOA tracers (Fig. 4 and Fig. S1), in particular of the peaks occurring in the coastal areas. Furthermore, in contrast to isoprene SOA tracers, monoterpene SOA tracers commonly exhibit higher average daytime concentrations (Table 1 and Fig. 5), but T-test showed no significant difference ($p > 0.05$) between daytime and nighttime concentrations for both total and individual monoterpene SOA tracers. The concentration ratio of 3-HGA plus MBTCA to pinic acid ((3HGA+MBTCA)/pinic) showed higher values in the terrestrially influenced aerosols (Fig. 6c). Besides, this mass concentration ratios were basically higher during the daytime (mean 2.0) than nighttime (1.9), indicating that aged aerosols are more abundant in the daytime.

3.2.3 Sesquiterpene SOA tracers

The analysis of sesquiterpenes is a great challenge due to their high reactivity and relatively low vapour pressure. However, the aging of β -caryophyllene derived SOA has proved its significant effects on all CCN-relevant properties (Asa-Awuku et al., 2009). β -caryophyllene is one of the most abundant species among sesquiterpenes originating from plants (Duhl et al., 2008). β -caryophyllinic acid is an ozonolysis or photooxidation product of β -caryophyllene (Jaoui et al., 2007). Moreover, sesquiterpenes accumulated in leaves and woods can be emitted during biomass combustion (Ciccioli et al., 2014).

The atmospheric levels of β -caryophyllinic acid were 0.16–17.2 ng m⁻³ (mean 2.9 ng m⁻³), with 0.17–17.2 ng m⁻³ (3.5 ng m⁻³) during daytime and 0.16–9.6 ng m⁻³ (2.3 ng m⁻³) during nighttime, respectively (Table 1). As expected, β -caryophyllinic acid correlated well with levoglucosan ($p < 0.001$, $r = 0.61$, $N = 51$) in agreement with earlier report (Ding et al., 2016), indicating substantial contribution of terrestrial biomass burning to sesquiterpenes' loading in the marine atmosphere. On the other hand, biomass-burning processes (e.g. crop straw combustion and forest fires) can raise ambient and/or leaf temperature to some extent, consequently probably enhancing the emission of sesquiterpenes from trees and plants.

Many researches have proved that sesquiterpene emissions increase significantly with increasing ambient temperatures (Tarvainen et al., 2005; Jaoui et al., 2007). Ambient

temperature seems to be the dominant factor controlling temporal variation in sesquiterpene emission although other factors contribute (Duhl et al., 2008). An early study reported that emission rates of sesquiterpene were 1.2–3 times higher in the daytime as well (Duhl et al., 2008). All the reports described above perfectly interpret much higher concentrations of β -caryophyllinic acid during daytime in our study. The abundance of β -caryophyllinic acid in this study are higher than those reported in the remote marine aerosols during a round-the-world cruise, but comparable to the maximum concentration of 2.5 ng m^{-3} observed at California coast (Fu et al., 2011); however, the concentrations of β -caryophyllinic acid were much lower than those of Mt. Tai aerosols, central east China (average 12 ng m^{-3} for both daytime and nighttime aerosols) (Fu et al., 2010). The spatial distributions of β -caryophyllinic acid also presented higher levels in coastal regions than other sampling sites (Fig. 4h), again proving contribution of terrestrial aerosols.

3.3 Contributions of biogenic primary and secondary sources

To assess the relative abundances of organic aerosols from primary and secondary emission sources, tracer-based methods are employed to evaluate their contributions to the marine ambient OC. For example, mannitol and arabitol determined in marine aerosols were used to calculate the contributions of fungal spores to OC (Bauer et al., 2008); the average mass percent ratios of levoglucosan to OC (8.14%) are used to investigate the biomass burning derived OC (Fu et al., 2014). Besides, biogenic SOA tracers detected in the present study are utilized to evaluate the SOC formation resulting from the oxidation of isoprene, α -pinene and β -caryophyllene through a tracer-based method reported by Kleindienst et al. (2007). This method used the laboratory-derived mass fractions (f_{soc}) of marker species generated from known precursors into SOC concentrations. Specifically, the f_{soc} values used in our study is 0.155 ± 0.039 for isoprene, 0.231 ± 0.111 for α -pinene and 0.023 ± 0.005 for β -caryophyllene, respectively (Kleindienst et al., 2007). Through dividing the sum of tracer compounds measured in these marine samples by f_{soc} , an estimate of the contribution of each SOA to the total marine SOC concentration was determined and the results were presented in Table 2.

Biomass burning derived OC in the whole samples is in the range of $1.1\text{--}790 \text{ ngC m}^{-3}$ (89.6 ngC m^{-3}), with higher levels in the nighttime ($1.3\text{--}790 \text{ ngC m}^{-3}$, 103 ngC m^{-3}) compared to those ($1.1\text{--}506 \text{ ngC m}^{-3}$, 75.5 ngC m^{-3}) in the daytime. Higher concentrations of biomass-burning OC near the Asian continent than those over the remote oceans (Fig. 7) suggest that continental biomass-burning tracers were possibly removed by dry and/or wet deposition of

airborne particles, photodegradation by free radicals in the atmosphere or other atmospheric
 dilution mechanism during long-range transport to the western North Pacific. Fungal-spore-
 derived OC for all samples ranged from 1.2–1840 ngC m⁻³ (180 ngC m⁻³), accounting for
 0.03–19.8% (3.1%) of OC, higher than those of biomass-burning-derived OC (Table 2). The
 nighttime fungal-spore-derived OC (1.2–1840 ngC m⁻³, 203 ngC m⁻³) is higher than those of
 daytime ones (1.3–911 ngC m⁻³, 157 ngC m⁻³), possibly associated with intensified activities
 of yeasts and fungi during nighttime (Fu et al., 2012). As we all known, evenings tend to have
 higher moist content, which exerts a stronger influence on microbial activity than temperature
 (Liang et al., 2003). Similar higher levels of fungal-spore-derived OC were also observed in
 the aerosols collected in coastline waters, probably due to more intensified microbial
 activities in the coastal regions as discussed previously. β -caryophyllene SOC (6.9–747 ngC
 m⁻³, 126 ngC m⁻³, with 7.4–747 ngC m⁻³, mean 153 ngC m⁻³ during the day and 6.9–416 ngC
 m⁻³, mean 100 ngC m⁻³ at night) is found to be dominant contributor among the measured
 biogenic SOC over the ECS (the average concentrations were 39.8 ngC m⁻³ and 50.2 ngC m⁻³
 for isoprene SOC and α/β -pinene SOC, respectively). Moreover, β -caryophyllene SOC
 account for 0.36–5.3% (2.4%) of OC, about 2–3 times as high as those of isoprene (0.13–
 3.8%, 0.83%) and monoterpene SOC (0.08–3.5%, 0.98%). Therefore, an emission inventory
 for sesquiterpenes in marine aerosols over the ECS will be helpful for further understanding
 formation of biogenic SOA in this region. Zhu et al. (2016) also reported that the
 sesquiterpene-derived SOC was more abundant than isoprene- and monoterpene-derived SOC
 for the aerosols collected in Okinawa, Japan.

The higher levels of sesquiterpene-SOC than monoterpene- and isoprene-SOC may be due to
 the differences in the gas/particle partitioning of oxidation products from different VOCs,
 given that longer chain sesquiterpenes (C₁₅H₂₄) have more carbon atoms than monoterpenes
 (C₁₀H₁₆) and isoprene (C₅H₈), decreasing the vapour pressures of their oxidation products (Fu
 et al., 2016). The levels of SOC stemmed from isoprene, monoterpenes and sesquiterpene in
 the marine aerosols over the ECS were much lower than those of PM_{2.5} samples in Hong
 Kong, China during summer (Hu et al., 2008) and those observed in Mt. Tai aerosols (Fu et
 al., 2010). The sum of biogenic SOC over the ECS is 11.3–1060 ngC m⁻³ (216 ngC m⁻³),
 much lower than that of Mt. Fuji aerosols (227–1120 ngC m⁻³, 542 ngC m⁻³) (Fu et al., 2014)
 and those in the Mt. Tai aerosols (420–3100 ngC m⁻³) (Fu et al., 2010), but higher than those
 observed in marine aerosols collected during a round-the-world cruise covering most remote
 oceans (Fu et al., 2011) and those reported in the Arctic aerosols (average 14.6 ngC m⁻³) (Fu

et al., 2009). Such difference between terrestrial aerosols and marine aerosols highlights the outflow of continental aerosols again. In terms of spatial distributions, biogenic SOC_s calculated from these compounds showed higher loadings in the locations close to the coastline or significantly influenced by terrestrial air (Fig. 8a-b), also validating strong influence of continental origin. Generally, the total concentrations of biogenic SOC (216 ngC m⁻³) are higher than those of biomass-burning-derived OC (89.6 ngC m⁻³) and fungal-spore-derived OC (180 ngC m⁻³) (Table 2), presenting greater contribution from biogenic SOA to the marine aerosols, in agreement with the report by Fu et al. (2014).

In order to compare the relative contribution of marine and continental sources to total OC in the oceanic atmosphere, the whole sampling area was divided into five regions from north to south according to the spatial distribution of aerosol samples, i.e. northern waters of ECS, nearby waters in the ECS, seas adjacent to Fujian and Zhejiang provinces, eastern waters of Taiwan. Five-day HYSPLIT back trajectory analysis showed that the atmosphere over waters north of ECS were mainly controlled by marine air masses, while aerosol samples achieved on June 12 showed great influence from South Korea and North China as well (Fig. S2). Aerosol samples in waters of ECS were basically under the control of marine air masses, except for the samples collected on May 20, which were also affected by terrestrial air from the Asian mainland (Fig. S3). In general, aerosols collected off the eastern coast of Taiwan Island were affected by air masses from the remote sea, but some aerosols collected on May 22–23 were also influenced by air masses coming from Southeast Asia (Fig. S4). In contrast, air masses from Asian mainland had substantial impacts on the samples collected near Fujian and Zhejiang province (Fig. S5-S6). On the whole, the aerosols strongly affected by terrestrial sources (e.g. Asian mainland, Southeast Asia and South Korea) tend to own higher levels of sugars and SOA tracers (Fig. 2 and Fig. 4).

The contributions of biomass-burning-derived OC, fungal-spore-derived OC, and biogenic SOC_s to OC (%) in these five sampling regions were presented in Fig. 9. Generally, the average contributions of biogenic SOC_s, biomass-burning OC and fungal-spore OC to OC near Zhejiang and Fujian waters were higher than the other sampling areas, especially for the fungal-spores-OC (7.5±6.8 for Zhejiang waters, 4.0±2.8 for Fujian waters, 2.6±3.2 for the northern waters of ECS, 1.9±1.7 for eastern waters of Taiwan, and 1.5±1.4 for ECS, respectively) and biomass-burning-OC (2.8±2.6 for Zhejiang waters, 2.7±1.8 for Fujian waters, 1.3±0.92 for the northern waters of ECS, 0.52±0.36 for eastern waters of Taiwan, and

0.96±1.7 for ECS, respectively). Such spatial variations were closely associated with different contributions of land and marine sources to the oceanic atmosphere.

Figures S2-S6 display a strong influence from land air masses in waters around Zhejiang and Fujian provinces, while the atmosphere over northern waters of ECS, ECS and eastern waters of Taiwan Island basically came under the influence of relatively clean marine air. Interestingly, the average percentage of isoprene SOC in the eastern waters of Taiwan was slightly larger compared to other regions. In light of back trajectory analysis, aerosols in this region were mainly affected by terrestrial photosynthetic vegetation (e.g. trees and plants) in Southeast Asia and/or marine biota (e.g. phytoplankton, seaweed and bacteria) (Fig. S4). Sesquiterpene-derived SOC was found to be the most abundant SOC species in all five areas (2.9±0.87 for Zhejiang waters, 3.1±1.7 for Fujian waters, 2.1±0.80 for the northern waters of ECS, 2.2±1.2 for eastern waters of Taiwan, and 2.2±1.3 for ECS, respectively) in comparison with other SOC species derived from isoprene and monoterpene. On the other hand, the nighttime contributions of biomass-burning OC, fungal-spores OC and biogenic SOC to OC were commonly greater than the daytime ones in all five regions (Fig. S9). For instance, the contributions of biomass-burning-OC and fungal-spores-OC to OC during nighttime in the seas near Zhejiang (3.9±3.5 and 9.3±8.0, respectively) are significantly greater than those in the daytime (1.9±1.2 and 6.0±6.3, respectively). Such enhanced contributions in the evening were likely to be in connection with intensified emissions, decreased height of PBL and land-sea breeze circulations at night. The downward movement of PBL does not facilitate dispersion of pollutants and lead to increases in aerosol concentration in the lower PBL (Li et al., 2017). The prevailing land breeze in the nighttime in coastal areas could bring plentiful terrestrial particles to the clean marine atmosphere. Such difference between daytime and nighttime contributions illustrates that land-sea breeze circulation and PBL can be another important factor influencing organics in marine aerosols.

3.4 Source apportionment by PMF

3.4.1 Analysis of source profiles

After testing runs with different number of factors (5–9), eight factors were chosen on basis of the minimum value of Q (goodness of fit parameters) and probable source profile expected from the study region.

Figure 10 illustrates the first source had high loadings of Na^+ (90.8%), suggesting a contribution from sea salt. This profile also contained a significant amount of SO_4^{2-} , which can react with sea-salt particles and release HCl gas, leaving lower Cl^-/Na^+ ratio (0.1) than that of sea water (1.8) (Boreddy et al., 2014).

The second source shows high loadings of levoglucosan (66.3%), arabitol (55.0%), mannitol (51.1%) and trehalose (50.4%), representing mixed sources of biomass burning and fungal spores (Simoneit et al., 1999; Bauer et al., 2008; Medeiros et al., 2006a). Yang et al. (2012) found an enhanced abundance of fungal tracers on account of biomass burning activities, during which large numbers of fungi could be dispersed into the surrounding atmosphere or be carried upward with the warm plume to other fields via long-distance atmospheric transport.

The third source can be interpreted as crustal dust because of high loadings of Mg^{2+} (66.1%) and Ca^{2+} (64.2%), characteristic elements of soil/crustal dust (Xu et al., 2016). This source may include airborne road dust, construction dust and windblown soil particles, which are derived primarily from terrestrial source.

The fourth factor is characterized by dominance of NH_4^+ (58.4%) and SO_4^{2-} (49.7%), which can be classified as secondary ammonium sulfate. The molar ratio of NH_4^+ and SO_4^{2-} was 2.9 in this profile, suggesting that $(\text{NH}_4)_2\text{SO}_4$ was the dominated sulfate form in the marine atmosphere over the ECS. Due to its long lifetime in the atmosphere, terrestrial SO_4^{2-} could be transported long distance to coastal areas and even to the remote sea (Itahashi et al., 2017), affecting chemical composition of oceanic atmosphere.

The fifth factor exhibits high loadings of di-isobutyl (DiBP) and di-n-butyl (DnBP), dominant species of phthalates in the marine aerosols over the ECS, which is assigned to plastic materials' emission likely from industry, agriculture and domestic application in coastal regions.

The sixth factor has high loadings from sucrose (85.3%) followed by fructose (50.9%), implies a significant emission from airborne pollen grains to the marine atmosphere over the ECS during late spring to early summer (Fu et al., 2012).

The seventh profile presents high loading of Cl, likely to be associated with coal combustion, which provides significant releases of chlorine (McCulloch et al., 1999; Sun et al., 2013). Another confirmation is high concentration of SO_4^{2-} from this profile, since coal consumption can produce mass sulfate as well.

The eighth factor illustrates high loadings of NO_3^- (67.5%) and biogenic SOA tracers, especially the monoterpene SOA tracers, i.e. PA (67.5%) and MBTCA (65.2%). This factor could be attributed to the photochemical oxidation products stemmed from emission of vehicle and biogenic VOCs. Formation of secondary nitrate depends on NO_x , which is mainly produced from power plants and mobile sources (Heo et al., 2009; Kim et al., 2006). Anthropogenic NO_x could also enhance biogenic SOA formation via nitrate radical oxidation of monoterpenes (Xu et al., 2015). The positive correlations between NO_x and isoprene-derived SOA tracers as discussed before in our study also suggest NO_3^- and BSOA may share common formation and/or transport pathways. Previous studies have reported that nitrogen-containing species act a pivotal part in the formation and fate of SOA through varying radical and oxidant regimes and particle properties, such as volatility and hygroscopicity (Chen et al., 2017), agreeing well with our results.

Overall, the eight sources based on PMF were sea salt, biomass burning and fungal spores, crustal dust, secondary sulfate ammonia, plastic emission, pollen grains, coal combustion, and secondary nitrate and BSOA, which contributed to the TSP over the ECS of 16.9%, 3.5%, 8.0%, 28.5%, 6.3%, 2.0%, 14.3% and 20.4%, respectively. The results of PMF present that secondary origin and marine natural emissions could be the main sources for the aerosols over the ECS. Figure 11 shows the contributions of different sources to OC in marine aerosols. On the whole, secondary nitrate and BSOA (25.5%), and biomass burning and fungal spores (19.5 %) contributed more to OC than other sources during the whole sampling periods, elucidating the significant influence of biogenic primary and secondary sources on marine organic aerosols.

3.4.2 Temporal and spatial variation in sources

Figure 12 shows the temporal and spatial variation in each profile during the day and the night. The contribution of each source changes over time and varies with distance from the continent. In general, higher levels contributed by biomass burning, fungal spores, crustal dust, pollen grains, coal combustion, secondary nitrate and BSOA, were basically observed in coastal aerosols and/or terrestrially influenced aerosols, suggesting strong influence of continental air from East Asia and Southeast Asia in light of the back trajectories and wind directions during the sampling periods (Fig. S2-S6 and S10). However, the contributions from sea-salt particles, indicative of oceanic emission (organic components can be emitted from the ocean surface together with sea-salt particles via sea spray or bubble bursting), tend to be higher in the

aerosols mainly affected by marine air masses. Our study demonstrates that primary and secondary OM of terrestrial origin play an important role in the marine aerosol chemistry over the western North Pacific through long-range atmospheric transport in addition to natural emission of ocean.

4 Conclusions

In summary, atmospheric concentration, spatial distribution and source apportionment of sugars and biogenic SOA tracers were studied for the coastal and remote marine aerosols. Higher concentrations of sugars and BSOA tracers were observed in the atmosphere around coastal waters and/or in the terrestrially influenced regions in comparison with the remote oceans, suggesting that continent origin contributed a lot to the abundance of sugars and BSOA tracers in the marine atmosphere. Glucose was the dominant sugar species, followed by mannitol among the total identified sugar compounds. Biogenic SOC were characterized by a predominance of β -caryophyllene oxidation products in comparison with isoprene and α/β -pinene tracers. The contributions of biomass-burning-derived OC, fungal-spore-derived OC, and biogenic SOC to OC (%) were greater in the marine aerosols affected by land air masses. The results of PMF illustrate that secondary nitrate, BSOA, biomass burning, and fungal spores could be the major contributors to OC in marine aerosols over the ECS. Our study demonstrates that both primary and secondary organic aerosols of terrestrial origin have great influences on the marine aerosol chemistry over the western North Pacific through long-range atmospheric transport.

Data availability. The data for this paper are available upon request from the corresponding author (fupingqing@tju.edu.cn).

Competing interests. The authors declare that they have no conflict of interest.

Acknowledgements

This study was supported by the National Natural Science Foundation of China (Grant Nos. 41625014, 41475117, 41571130024 and 91543205). We are grateful to the crew of the marine cruise supported by the National Natural Science Foundation of China.

References

- Asa-Awuku, A., Engelhart, G. J., Lee, B. H., Pandis, S. N., and Nenes, A.: Relating CCN activity, volatility, and droplet growth kinetics of β -caryophyllene secondary organic aerosol, *Atmos. Chem. Phys.*, 9, 795-812, <http://doi.org/10.5194/acp-9-795-2009>, 2009.
- Atkinson, R., and Arey, J.: Atmospheric Degradation of Volatile Organic Compounds, *Chemical Reviews*, 103, 4605-4638, <http://doi.org/10.1021/cr0206420>, 2003.
- Baker, H. G., Baker, I., and Hodges, S. A.: Sugar Composition of Nectars and Fruits Consumed by Birds and Bats in the Tropics and Subtropics¹, *Biotropica*, 30, 559-586, <http://doi.org/10.1111/j.1744-7429.1998.tb00097.x>, 1998.
- Bauer, H., Claeys, M., Vermeylen, R., Schueller, E., Weinke, G., Berger, A., and Puxbaum, H.: Arabitol and mannitol as tracers for the quantification of airborne fungal spores, *Atmospheric Environment*, 42, 588-593, <http://doi.org/10.1016/j.atmosenv.2007.10.013>, 2008.
- Bhat, S., and Fraser, M. P.: Primary source attribution and analysis of α -pinene photooxidation products in Duke Forest, North Carolina, *Atmospheric Environment*, 41, 2958-2966, <https://doi.org/10.1016/j.atmosenv.2006.12.018>, 2007.
- Bikkina, S., Kawamura, K., Miyazaki, Y., and Fu, P.: High abundances of oxalic, azelaic, and glyoxylic acids and methylglyoxal in the open ocean with high biological activity: Implication for secondary OA formation from isoprene, *Geophysical Research Letters*, 41, 3649-3657, <http://doi.org/10.1002/2014GL059913>, 2014.
- Boreddy, S. K. R., Kawamura, K., and Jung, J.: Hygroscopic properties of particles nebulized from water extracts of aerosols collected at Chichijima Island in the western North Pacific: An outflow region of Asian dust, *Journal of Geophysical Research: Atmospheres*, 119, 167-178, <http://doi.org/10.1002/2013JD020626>, 2014.
- Bougiatioti, A., Nenes, A., Fountoukis, C., Kalivitis, N., Pandis, S. N., and Mihalopoulos, N.: Size-resolved CCN distributions and activation kinetics of aged continental and marine aerosol, *Atmos. Chem. Phys.*, 11, 8791-8808, <http://doi.org/10.5194/acp-11-8791-2011>, 2011.
- Burshtein, N., Lang-Yona, N., and Rudich, Y.: Ergosterol, arabitol and mannitol as tracers for biogenic aerosols in the eastern Mediterranean, *Atmos. Chem. Phys.*, 11, 829-839, <http://doi.org/10.5194/acp-11-829-2011>, 2011.
- Cahill, T. M., Seaman, V. Y., Charles, M. J., Holzinger, R., and Goldstein, A. H.: Secondary organic aerosols formed from oxidation of biogenic volatile organic compounds in the Sierra Nevada Mountains of California, *Journal of Geophysical Research: Atmospheres*, 111, <http://doi.org/10.1029/2006JD007178>, 2006.

728 Cao, F., Zhang, Y., Ren, L., Liu, J., Li, J., Zhang, G., Liu, D., Sun, Y., Wang, Z., Shi, Z., and
729 Fu, P.: New insights into the sources and formation of carbonaceous aerosols in China:
730 potential applications of dual-carbon isotopes, *National Science Review*, 4, 804-806,
731 <http://doi.org/10.1093/nsr/nwx097>, 2017.

732 Cavalli, F., Facchini, M. C., Decesari, S., Mircea, M., Emblico, L., Fuzzi, S., Ceburnis, D.,
733 Yoon, Y. J., O'Dowd, C. D., Putaud, J. P., and Dell'Acqua, A.: Advances in
734 characterization of size-resolved organic matter in marine aerosol over the North
735 Atlantic, *Journal of Geophysical Research: Atmospheres*, 109,
736 <http://doi.org/10.1029/2004JD005137>, 2004.

737 Chen, J., Kawamura, K., Liu, C.-Q., and Fu, P.: Long-term observations of saccharides in
738 remote marine aerosols from the western North Pacific: A comparison between 1990–
739 1993 and 2006–2009 periods, *Atmospheric Environment*, 67, 448-458,
740 <http://doi.org/10.1016/j.atmosenv.2012.11.014>, 2013.

741 Chen, Q., Fu, T.-M., Hu, J., Ying, Q., and Zhang, L.: Modeling Secondary Organic Aerosol in
742 China, *National Science Review*, 2017.

743 Ciccioli, P., Centritto, M., and Loreto, F.: Biogenic volatile organic compound emissions
744 from vegetation fires, *Plant, Cell & Environment*, 37, 1810-1825,
745 <http://doi.org/10.1111/pce.12336>, 2014.

746 Claeys, M., Graham, B., Vas, G., Wang, W., Vermeylen, R., Pashynska, V., Cafmeyer, J.,
747 Guyon, P., Andreae, M. O., Artaxo, P., and Maenhaut, W.: Formation of Secondary
748 Organic Aerosols Through Photooxidation of Isoprene, *Science*, 303, 1173, 2004a.

749 Claeys, M., Wang, W., Ion, A. C., Kourtchev, I., Gelencsér, A., and Maenhaut, W.: Formation
750 of secondary organic aerosols from isoprene and its gas-phase oxidation products
751 through reaction with hydrogen peroxide, *Atmospheric Environment*, 38, 4093-4098,
752 <http://doi.org/10.1016/j.atmosenv.2004.06.001>, 2004b.

753 Claeys, M., Szmigielski, R., Kourtchev, I., Van der Veken, P., Vermeylen, R., Maenhaut, W.,
754 Jaoui, M., Kleindienst, T. E., Lewandowski, M., Offenberg, J. H., and Edney, E. O.:
755 Hydroxydicarboxylic Acids: Markers for Secondary Organic Aerosol from the
756 Photooxidation of α -Pinene, *Environmental Science & Technology*, 41, 1628-1634,
757 <http://doi.org/10.1021/es0620181>, 2007.

758 Cong, Z. Y., Kawamura, K., Kang, S. C., and Fu, P. Q.: Penetration of biomass-burning
759 emissions from South Asia through the Himalayas: new insights from atmospheric
760 organic acids, *Sci. Rep.*, 5, 9580; DOI:9510.1038/srep09580, 2015.

761 Ding, X., He, Q.-F., Shen, R.-Q., Yu, Q.-Q., and Wang, X.-M.: Spatial distributions of
762 secondary organic aerosols from isoprene, monoterpenes, β -caryophyllene, and
763 aromatics over China during summer, *Journal of Geophysical Research: Atmospheres*,
764 119, 11,877-811,891, <http://doi.org/10.1002/2014JD021748>, 2014.

765 Ding, X., Zhang, Y.-Q., He, Q.-F., Yu, Q.-Q., Shen, R.-Q., Zhang, Y., Zhang, Z., Lyu, S.-J.,
766 Hu, Q.-H., Wang, Y.-S., Li, L.-F., Song, W., and Wang, X.-M.: Spatial and seasonal
767 variations of secondary organic aerosol from terpenoids over China, *Journal of*
768 *Geophysical Research: Atmospheres*, 121, 14,661-614,678,
769 <http://doi.org/10.1002/2016JD025467>, 2016.

770 Duhl, T. R., Helmig, D., and Guenther, A.: Sesquiterpene emissions from vegetation: a review,
771 *Biogeosciences*, 5, 761-777, <http://doi.org/10.5194/bg-5-761-2008>, 2008.

772 Edney, E. O., Kleindienst, T. E., Jaoui, M., Lewandowski, M., Offenberg, J. H., Wang, W.,
 773 and Claeys, M.: Formation of 2-methyl tetrols and 2-methylglyceric acid in secondary
 774 organic aerosol from laboratory irradiated isoprene/NOX/SO2/air mixtures and their
 775 detection in ambient PM2.5 samples collected in the eastern United States,
 776 Atmospheric Environment, 39, 5281-5289,
 777 <http://doi.org/10.1016/j.atmosenv.2005.05.031>, 2005.

778 Fabbri, D., Torri, C., Simoneit, B. R. T., Marynowski, L., Rushdi, A. I., and Fabiańska, M. J.:
 779 Levoglucosan and other cellulose and lignin markers in emissions from burning of
 780 Miocene lignites, Atmospheric Environment, 43, 2286-2295,
 781 <http://doi.org/10.1016/j.atmosenv.2009.01.030>, 2009.

782 Facchini, M. C., Decesari, S., Rinaldi, M., Carbone, C., Finessi, E., Mircea, M., Fuzzi, S.,
 783 Moretti, F., Tagliavini, E., Ceburnis, D., and O'Dowd, C. D.: Important Source of
 784 Marine Secondary Organic Aerosol from Biogenic Amines, Environmental Science &
 785 Technology, 42, 9116-9121, <http://doi.org/10.1021/es8018385>, 2008.

786 Feng, X., and Simpson, M. J.: The distribution and degradation of biomarkers in Alberta
 787 grassland soil profiles, Organic Geochemistry, 38, 1558-1570,
 788 <http://doi.org/10.1016/j.orggeochem.2007.05.001>, 2007.

789 Fu, P., Kawamura, K., Okuzawa, K., Aggarwal, S. G., Wang, G., Kanaya, Y., and Wang, Z.:
 790 Organic molecular compositions and temporal variations of summertime mountain
 791 aerosols over Mt. Tai, North China Plain, Journal of Geophysical Research:
 792 Atmospheres, 113, <http://doi.org/10.1029/2008JD009900>, 2008.

793 Fu, P., Kawamura, K., Chen, J., and Barrie, L. A.: Isoprene, Monoterpene, and Sesquiterpene
 794 Oxidation Products in the High Arctic Aerosols during Late Winter to Early Summer,
 795 Environmental Science & Technology, 43, 4022-4028,
 796 <http://doi.org/10.1021/es803669a>, 2009.

797 Fu, P., Kawamura, K., Kanaya, Y., and Wang, Z.: Contributions of biogenic volatile organic
 798 compounds to the formation of secondary organic aerosols over Mt. Tai, Central East
 799 China, Atmospheric Environment, 44, 4817-4826,
 800 <http://doi.org/10.1016/j.atmosenv.2010.08.040>, 2010.

801 Fu, P., Kawamura, K., and Miura, K.: Molecular characterization of marine organic aerosols
 802 collected during a round-the-world cruise, Journal of Geophysical Research:
 803 Atmospheres, 116, <http://doi.org/10.1029/2011JD015604>, 2011.

804 Fu, P., Kawamura, K., Kobayashi, M., and Simoneit, B. R. T.: Seasonal variations of sugars
 805 in atmospheric particulate matter from Gosan, Jeju Island: Significant contributions of
 806 airborne pollen and Asian dust in spring, Atmospheric Environment, 55, 234-239,
 807 <http://doi.org/10.1016/j.atmosenv.2012.02.061>, 2012.

808 Fu, P., Kawamura, K., Chen, J., and Miyazaki, Y.: Secondary Production of Organic Aerosols
 809 from Biogenic VOCs over Mt. Fuji, Japan, Environmental Science & Technology, 48,
 810 8491-8497, <http://doi.org/10.1021/es500794d>, 2014.

811 Fu, P., Aggarwal, S. G., Chen, J., Li, J., Sun, Y., Wang, Z., Chen, H., Liao, H., Ding, A.,
 812 Umarji, G. S., Patil, R. S., Chen, Q., and Kawamura, K.: Molecular Markers of
 813 Secondary Organic Aerosol in Mumbai, India, Environmental Science & Technology,
 814 50, 4659-4667, <http://doi.org/10.1021/acs.est.6b00372>, 2016.

815 Gantt, B., Meskhidze, N., and Kamykowski, D.: A new physically-based quantification of
816 marine isoprene and primary organic aerosol emissions, *Atmos. Chem. Phys.*, 9, 4915-
817 4927, <http://doi.org/10.5194/acp-9-4915-2009>, 2009.

818 Gantt, B., and Meskhidze, N.: The physical and chemical characteristics of marine primary
819 organic aerosol: a review, *Atmos. Chem. Phys.*, 13, 3979-3996,
820 <http://doi.org/10.5194/acp-13-3979-2013>, 2013.

821 Gershey, R. M.: Characterization of seawater organic matter carried by bubble-generated
822 aerosols1, *Limnology and Oceanography*, 28, 309-319,
823 <http://doi.org/10.4319/lo.1983.28.2.0309>, 1983.

824 Glasius, M., Lahaniati, M., Calogirou, A., Di Bella, D., Jensen, N. R., Hjorth, J., Kotzias, D.,
825 and Larsen, B. R.: Carboxylic Acids in Secondary Aerosols from Oxidation of Cyclic
826 Monoterpenes by Ozone, *Environmental Science & Technology*, 34, 1001-1010,
827 <http://doi.org/10.1021/es990445r>, 2000.

828 Goldstein, A. H., and Galbally, I. E.: Known and Unexplored Organic Constituents in the
829 Earth's Atmosphere, *Environmental Science & Technology*, 41, 1514-1521,
830 <http://doi.org/10.1021/es072476p>, 2007.

831 Graham, B., Guyon, P., Taylor, P. E., Artaxo, P., Maenhaut, W., Glovsky, M. M., Flagan, R.
832 C., and Andreae, M. O.: Organic compounds present in the natural Amazonian aerosol:
833 Characterization by gas chromatography–mass spectrometry, *Journal of Geophysical*
834 *Research: Atmospheres*, 108, <http://doi.org/10.1029/2003JD003990>, 2003.

835 Griffin, R. J., Cocker, D. R., Seinfeld, J. H., and Dabdub, D.: Estimate of global atmospheric
836 organic aerosol from oxidation of biogenic hydrocarbons, *Geophysical Research*
837 *Letters*, 26, 2721-2724, <http://doi.org/10.1029/1999GL900476>, 1999.

838 Guenther, A., Karl, T., Harley, P., Wiedinmyer, C., Palmer, P. I., and Geron, C.: Estimates of
839 global terrestrial isoprene emissions using MEGAN (Model of Emissions of Gases
840 and Aerosols from Nature), *Atmos. Chem. Phys.*, 6, 3181-3210,
841 <http://doi.org/10.5194/acp-6-3181-2006>, 2006.

842 Hackenberg, S. C., Andrews, S. J., Airs, R., Arnold, S. R., Bouman, H. A., Brewin, R. J. W.,
843 Chance, R. J., Cummings, D., Dall'Olmo, G., Lewis, A. C., Minaeian, J. K., Reifel, K.
844 M., Small, A., Tarran, G. A., Tilstone, G. H., and Carpenter, L. J.: Potential controls
845 of isoprene in the surface ocean, *Global Biogeochemical Cycles*, 31, 644-662,
846 <http://doi.org/10.1002/2016GB005531>, 2017.

847 Hallquist, M., Wenger, J. C., Baltensperger, U., Rudich, Y., Simpson, D., Claeys, M.,
848 Dommen, J., Donahue, N. M., George, C., Goldstein, A. H., Hamilton, J. F.,
849 Herrmann, H., Hoffmann, T., Iinuma, Y., Jang, M., Jenkin, M. E., Jimenez, J. L.,
850 Kiendler-Scharr, A., Maenhaut, W., McFiggans, G., Mentel, T. F., Monod, A., Prévôt,
851 A. S. H., Seinfeld, J. H., Surratt, J. D., Szmigielski, R., and Wildt, J.: The formation,
852 properties and impact of secondary organic aerosol: current and emerging issues,
853 *Atmos. Chem. Phys.*, 9, 5155-5236, <http://doi.org/10.5194/acp-9-5155-2009>, 2009.

854 Han, F., Kota, S. H., Wang, Y., and Zhang, H.: Source apportionment of PM_{2.5} in Baton
855 Rouge, Louisiana during 2009–2014, *Science of The Total Environment*, 586, 115-
856 126, <https://doi.org/10.1016/j.scitotenv.2017.01.189>, 2017.

857 Hawkins, L. N., Russell, L. M., Covert, D. S., Quinn, P. K., and Bates, T. S.: Carboxylic acids,
858 sulfates, and organosulfates in processed continental organic aerosol over the

southeast Pacific Ocean during VOCALS-REx 2008, *Journal of Geophysical Research: Atmospheres*, 115, <http://doi.org/10.1029/2009JD013276>, 2010.

Heo, J. B., Hopke, P. K., and Yi, S. M.: Source apportionment of PM_{2.5} in Seoul, Korea, *Atmos. Chem. Phys.*, 9, 4957-4971, <http://doi.org/10.5194/acp-9-4957-2009>, 2009.

Hoffmann, T., Odum, J. R., Bowman, F., Collins, D., Klockow, D., Flagan, R. C., and Seinfeld, J. H.: Formation of organic aerosols from the oxidation of biogenic hydrocarbons, *J. Atmos. Chem.*, 26, 189-222, 1997.

Hu, D., Bian, Q., Li, T. W. Y., Lau, A. K. H., and Yu, J. Z.: Contributions of isoprene, monoterpenes, β -caryophyllene, and toluene to secondary organic aerosols in Hong Kong during the summer of 2006, *Journal of Geophysical Research: Atmospheres*, 113, <http://doi.org/10.1029/2008JD010437>, 2008.

Hu, Q.-H., Xie, Z.-Q., Wang, X.-M., Kang, H., He, Q.-F., and Zhang, P.: Secondary organic aerosols over oceans via oxidation of isoprene and monoterpenes from Arctic to Antarctic, 3, 2280, <http://doi.org/10.1038/srep02280>, 2013.

Iinuma, Y., Böge, O., Gnauk, T., and Herrmann, H.: Aerosol-chamber study of the α -pinene/O₃ reaction: influence of particle acidity on aerosol yields and products, *Atmospheric Environment*, 38, 761-773, <http://doi.org/10.1016/j.atmosenv.2003.10.015>, 2004.

Iinuma, Y., Brüggemann, E., Gnauk, T., Müller, K., Andreae, M. O., Helas, G., Parmar, R., and Herrmann, H.: Source characterization of biomass burning particles: The combustion of selected European conifer, African hardwood, savanna grass, and German and Indonesian peat, *J. Geophys. Res., [Atmos]*, 112, doi:10.1029/2006JD007120, 2007.

Ion, A. C., Vermeylen, R., Kourtev, I., Cafmeyer, J., Chi, X., Gelencsér, A., Maenhaut, W., and Claeys, M.: Polar organic compounds in rural PM_{2.5} aerosols from K-puszt, Hungary, during a 2003 summer field campaign: Sources and diel variations, *Atmos. Chem. Phys.*, 5, 1805-1814, <http://doi.org/10.5194/acp-5-1805-2005>, 2005.

Itahashi, S., Hayami, H., Yumimoto, K., and Uno, I.: Chinese province-scale source apportionments for sulfate aerosol in 2005 evaluated by the tagged tracer method, *Environmental Pollution*, 220, 1366-1375, <https://doi.org/10.1016/j.envpol.2016.10.098>, 2017.

Jaoui, M., Kleindienst, T. E., Lewandowski, M., Offenberg, J. H., and Edney, E. O.: Identification and Quantification of Aerosol Polar Oxygenated Compounds Bearing Carboxylic or Hydroxyl Groups. 2. Organic Tracer Compounds from Monoterpenes, *Environmental Science & Technology*, 39, 5661-5673, <http://doi.org/10.1021/es048111b>, 2005.

Jaoui, M., Lewandowski, M., Kleindienst, T. E., Offenberg, J. H., and Edney, E. O.: β -caryophyllinic acid: An atmospheric tracer for β -caryophyllene secondary organic aerosol, *Geophysical Research Letters*, 34, <http://doi.org/10.1029/2006GL028827>, 2007.

Jia, Y., and Fraser, M.: Characterization of Saccharides in Size-fractionated Ambient Particulate Matter and Aerosol Sources: The Contribution of Primary Biological Aerosol Particles (PBAPs) and Soil to Ambient Particulate Matter, *Environmental Science & Technology*, 45, 930-936, <http://doi.org/10.1021/es103104e>, 2011.

904 Kang, M., Yang, F., Ren, H., Zhao, W., Zhao, Y., Li, L., Yan, Y., Zhang, Y., Lai, S., Zhang,
905 Y., Yang, Y., Wang, Z., Sun, Y., and Fu, P.: Influence of continental organic aerosols
906 to the marine atmosphere over the East China Sea: Insights from lipids, PAHs and
907 phthalates, *Science of The Total Environment*, 607–608, 339–350,
908 <https://doi.org/10.1016/j.scitotenv.2017.06.214>, 2017.

909 Kim, J. Y., Song, C. H., Ghim, Y. S., Won, J. G., Yoon, S. C., Carmichael, G. R., and Woo, J.
910 H.: An investigation on NH₃ emissions and particulate NH₄⁺–NO₃[–] formation in
911 East Asia, *Atmospheric Environment*, 40, 2139–2150,
912 <https://doi.org/10.1016/j.atmosenv.2005.11.048>, 2006.

913 Kleindienst, T. E., Jaoui, M., Lewandowski, M., Offenberg, J. H., Lewis, C. W., Bhawe, P. V.,
914 and Edney, E. O.: Estimates of the contributions of biogenic and anthropogenic
915 hydrocarbons to secondary organic aerosol at a southeastern US location, *Atmospheric*
916 *Environment*, 41, 8288–8300, <http://doi.org/10.1016/j.atmosenv.2007.06.045>, 2007.

917 Kourtchev, I., Copolovici, L., Claeys, M., and Maenhaut, W.: Characterization of
918 Atmospheric Aerosols at a Forested Site in Central Europe, *Environmental Science &*
919 *Technology*, 43, 4665–4671, <http://doi.org/10.1021/es803055w>, 2009.

920 Kumar, A., Sudheer, A. K., Goswami, V., and Bhushan, R.: Influence of continental outflow
921 on aerosol chemical characteristics over the Arabian Sea during winter, *Atmospheric*
922 *Environment*, 50, 182–191, <http://doi.org/10.1016/j.atmosenv.2011.12.040>, 2012.

923 Kurihara, M. K., Kimura, M., Iwamoto, Y., Narita, Y., Ooki, A., Eum, Y. J., Tsuda, A.,
924 Suzuki, K., Tani, Y., Yokouchi, Y., Uematsu, M., and Hashimoto, S.: Distributions of
925 short-lived iodocarbons and biogenic trace gases in the open ocean and atmosphere in
926 the western North Pacific, *Marine Chemistry*, 118, 156–170,
927 <http://doi.org/10.1016/j.marchem.2009.12.001>, 2010.

928 Li, J., Wang, G., Wu, C., Cao, C., Ren, Y., Wang, J., Li, J., Cao, J., Zeng, L., and Zhu, T.:
929 Characterization of isoprene-derived secondary organic aerosols at a rural site in
930 North China Plain with implications for anthropogenic pollution effects, *Scientific*
931 *Reports*, 8, 535, <http://doi.org/10.1038/s41598-017-18983-7>, 2018.

932 Li, Z., Guo, J., Ding, A., Liao, H., Liu, J., Sun, Y., Wang, T., Xue, H., Zhang, H., and Zhu, B.:
933 Aerosol and boundary-layer interactions and impact on air quality, *National Science*
934 *Review*, 4, 810–833, <http://doi.org/10.1093/nsr/nwx117>, 2017.

935 Liang, C., Das, K. C., and McClendon, R. W.: The influence of temperature and moisture
936 contents regimes on the aerobic microbial activity of a biosolids composting blend,
937 *Bioresource Technology*, 86, 131–137, [https://doi.org/10.1016/S0960-8524\(02\)00153-](https://doi.org/10.1016/S0960-8524(02)00153-0)
938 0, 2003.

939 Lin, Y. H., Zhang, H., Pye, H. O. T., Zhang, Z., Marth, W. J., Park, S., Arashiro, M., Cui, T.,
940 Budisulistiorini, S. H., Sexton, K. G., Vizueté, W., Xie, Y., Luecken, D. J., Piletic, I.
941 R., Edney, E. O., Bartolotti, L. J., Gold, A., and Surratt, J. D.: Epoxide as a precursor
942 to secondary organic aerosol formation from isoprene photooxidation in the presence of
943 nitrogen oxides, *Proc. Natl. Acad. Sci. USA*, 110, 6718–6723, 2013.

944 McCulloch, A., Aucott, M. L., Benkovitz, C. M., Graedel, T. E., Kleiman, G., Midgley, P. M.,
945 and Li, Y.-F.: Global emissions of hydrogen chloride and chloromethane from coal
946 combustion, incineration and industrial activities: Reactive Chlorine Emissions
947 Inventory, *Journal of Geophysical Research: Atmospheres*, 104, 8391–8403,
948 <https://doi.org/10.1029/1999JD900025>, 1999.

949 Medeiros, P. M., Conte, M. H., Weber, J. C., and Simoneit, B. R. T.: Sugars as source
 950 indicators of biogenic organic carbon in aerosols collected above the Howland
 951 Experimental Forest, Maine, *Atmospheric Environment*, 40, 1694-1705,
 952 <http://doi.org/10.1016/j.atmosenv.2005.11.001>, 2006a.

953 Medeiros, P. M., Fernandes, M. F., Dick, R. P., and Simoneit, B. R. T.: Seasonal variations in
 954 sugar contents and microbial community in a ryegrass soil, *Chemosphere*, 65, 832-839,
 955 <http://doi.org/10.1016/j.chemosphere.2006.03.025>, 2006b.

956 Medeiros, P. M., and Simoneit, B. R. T.: Analysis of sugars in environmental samples by gas
 957 chromatography–mass spectrometry, *Journal of Chromatography A*, 1141, 271-278,
 958 <http://doi.org/10.1016/j.chroma.2006.12.017>, 2007.

959 Meskhidze, N., and Nenes, A.: Phytoplankton and Cloudiness in the Southern Ocean, *Science*,
 960 314, 1419, 2006.

961 Miyazaki, Y., Fu, P. Q., Kawamura, K., Mizoguchi, Y., and Yamanoi, K.: Seasonal variations
 962 of stable carbon isotopic composition and biogenic tracer compounds of water-soluble
 963 organic aerosols in a deciduous forest, *Atmos. Chem. Phys.*, 12, 1367-1376,
 964 <https://doi.org/10.5194/acp-12-1367-2012>, 2012.

965 Mochida, M., Kitamori, Y., Kawamura, K., Nojiri, Y., and Suzuki, K.: Fatty acids in the
 966 marine atmosphere: Factors governing their concentrations and evaluation of organic
 967 films on sea-salt particles, *Journal of Geophysical Research: Atmospheres*, 107, AAC
 968 1-1-AAC 1-10, <https://doi.org/10.1029/2001JD001278>, 2002.

969 Mochida, M., and Kawamura, K.: Hygroscopic properties of levoglucosan and related organic
 970 compounds characteristic to biomass burning aerosol particles, *Journal of Geophysical
 971 Research: Atmospheres*, 109, <https://doi.org/10.1029/2004JD004962>, 2004.

972 O'Dowd, C. D., Facchini, M. C., Cavalli, F., Ceburnis, D., Mircea, M., Decesari, S., Fuzzi, S.,
 973 Yoon, Y. J., and Putaud, J.-P.: Biogenically driven organic contribution to marine
 974 aerosol, *Nature*, 431, 676-680, <http://doi.org/10.1038/nature02959>, 2004.

975 O'Dowd, C. D., and de Leeuw, G.: Marine aerosol production: a review of the current
 976 knowledge, *Philosophical Transactions of the Royal Society A: Mathematical,
 977 Physical and Engineering Sciences*, 365, 1753-1774,
 978 <https://doi.org/10.1098/rsta.2007.2043>, 2007.

979 Ooki, A., Nomura, D., Nishino, S., Kikuchi, T., and Yokouchi, Y.: A global-scale map of
 980 isoprene and volatile organic iodine in surface seawater of the Arctic, Northwest
 981 Pacific, Indian, and Southern Oceans, *Journal of Geophysical Research: Oceans*, 120,
 982 4108-4128, <http://doi.org/10.1002/2014JC010519>, 2015.

983 Ovadnevaite, J., Ceburnis, D., Martucci, G., Bialek, J., Monahan, C., Rinaldi, M., Facchini, M.
 984 C., Berresheim, H., Worsnop, D. R., and O'Dowd, C.: Primary marine organic aerosol:
 985 A dichotomy of low hygroscopicity and high CCN activity, *Geophysical Research
 986 Letters*, 38, <http://doi.org/10.1029/2011GL048869>, 2011a.

987 Ovadnevaite, J., O'Dowd, C., Dall'Osto, M., Ceburnis, D., Worsnop, D. R., and Berresheim,
 988 H.: Detecting high contributions of primary organic matter to marine aerosol: A case
 989 study, *Geophysical Research Letters*, 38, <http://doi.org/10.1029/2010GL046083>,
 990 2011b.

991 Pacini, E.: From anther and pollen ripening to pollen presentation, *Plant Systematics and
 992 Evolution*, 222, 19-43, <http://doi.org/10.1007/BF00984094>, 2000.

- Pashynska, V., Vermeylen, R., Vas, G., Maenhaut, W., and Claeys, M.: Development of a gas chromatographic/ion trap mass spectrometric method for the determination of levoglucosan and saccharidic compounds in atmospheric aerosols. Application to urban aerosols, *Journal of Mass Spectrometry*, 37, 1249-1257, <http://doi.org/10.1002/jms.391>, 2002.
- Pringle, K. J., Tost, H., Pozzer, A., Pöschl, U., and Lelieveld, J.: Global distribution of the effective aerosol hygroscopicity parameter for CCN activation, *Atmos. Chem. Phys.*, 10, 5241-5255, <http://doi.org/10.5194/acp-10-5241-2010>, 2010.
- Quinn, P. K., Bates, T. S., Schulz, K. S., Coffman, D. J., Frossard, A. A., Russell, L. M., Keene, W. C., and Kieber, D. J.: Contribution of sea surface carbon pool to organic matter enrichment in sea spray aerosol, 7, 228, <http://doi.org/10.1038/ngeo2092>, 2014.
- Ren, Y., Wang, G., Li, J., Wu, C., Cao, C., Wang, J., Zhang, L., Meng, F., and Li, H.: Seasonal variation and size distribution of biogenic secondary organic aerosols at urban and continental background sites of China, *Journal of Environmental Sciences*, <https://doi.org/10.1016/j.jes.2017.11.016>, 2017.
- Rogge, W. F., Medeiros, P. M., and Simoneit, B. R. T.: Organic marker compounds in surface soils of crop fields from the San Joaquin Valley fugitive dust characterization study, *Atmospheric Environment*, 41, 8183-8204, <http://doi.org/10.1016/j.atmosenv.2007.06.030>, 2007.
- Sciare, J., Favez, O., Sarda-Estève, R., Oikonomou, K., Cachier, H., and Kazan, V.: Long-term observations of carbonaceous aerosols in the Austral Ocean atmosphere: Evidence of a biogenic marine organic source, *Journal of Geophysical Research: Atmospheres*, 114, n/a-n/a, <https://doi.org/10.1029/2009JD011998>, 2009.
- Shaw, S. L., Gantt, B., and Meskhidze, N.: Production and Emissions of Marine Isoprene and Monoterpenes: A Review, *Advances in Meteorology*, 2010, <https://doi.org/10.1155/2010/408696>, 2010.
- Shi, Z. B., Krom, M. D., Bonneville, S., Baker, A. R., Bristow, C., Drake, N., Mann, G., Carslaw, K., McQuaid, J. B., Jickells, T., and Benning, L. G.: Influence of chemical weathering and aging of iron oxides on the potential iron solubility of Saharan dust during simulated atmospheric processing, *Global Biogeochemical Cycles*, 25, [doi:10.1029/2010GB003837](https://doi.org/10.1029/2010GB003837), [10.1029/2010gb003837](https://doi.org/10.1029/2010gb003837), 2011.
- Simoneit, B. R. T., Schauer, J. J., Nolte, C. G., Oros, D. R., Elias, V. O., Fraser, M. P., Rogge, W. F., and Cass, G. R.: Levoglucosan, a tracer for cellulose in biomass burning and atmospheric particles, *Atmospheric Environment*, 33, 173-182, [http://doi.org/10.1016/S1352-2310\(98\)00145-9](http://doi.org/10.1016/S1352-2310(98)00145-9), 1999.
- Simoneit, B. R. T.: Biomass burning — a review of organic tracers for smoke from incomplete combustion, *Applied Geochemistry*, 17, 129-162, [http://doi.org/10.1016/S0883-2927\(01\)00061-0](http://doi.org/10.1016/S0883-2927(01)00061-0), 2002.
- Simoneit, B. R. T., Elias, V. O., Kobayashi, M., Kawamura, K., Rushdi, A. I., Medeiros, P. M., Rogge, W. F., and Didyk, B. M.: Sugars Dominant Water-Soluble Organic Compounds in Soils and Characterization as Tracers in Atmospheric Particulate Matter, *Environmental Science & Technology*, 38, 5939-5949, <https://doi.org/10.1021/es0403099>, 2004a.
- Simoneit, B. R. T., Kobayashi, M., Mochida, M., Kawamura, K., Lee, M., Lim, H.-J., Turpin, B. J., and Komazaki, Y.: Composition and major sources of organic compounds of

1038 aerosol particulate matter sampled during the ACE-Asia campaign, *Journal of*
1039 *Geophysical Research: Atmospheres*, 109, <https://doi.org/10.1029/2004JD004598>,
1040 2004b.

1041 Speranza, A., Calzoni, G. L., and Pacini, E.: Occurrence of mono- or disaccharides and
1042 polysaccharide reserves in mature pollen grains, *Sexual Plant Reproduction*, 10, 110-
1043 115, <https://doi.org/10.1007/s004970050076>, 1997.

1044 Srinivas, B., Sarin, M. M., and Sarma, V. V. S. S.: Atmospheric dry deposition of inorganic
1045 and organic nitrogen to the Bay of Bengal: Impact of continental outflow, *Marine*
1046 *Chemistry*, 127, 170-179, <http://doi.org/10.1016/j.marchem.2011.09.002>, 2011.

1047 Sun, Y. L., Wang, Z. F., Fu, P. Q., Yang, T., Jiang, Q., Dong, H. B., Li, J., and Jia, J. J.:
1048 Aerosol composition, sources and processes during wintertime in Beijing, China,
1049 *Atmos. Chem. Phys.*, 13, 4577-4592, <https://doi.org/10.5194/acp-13-4577-2013>, 2013.

1050 Surratt, J. D., Murphy, S. M., Kroll, J. H., Ng, N. L., Hildebrandt, L., Sorooshian, A.,
1051 Szmigielski, R., Vermeylen, R., Maenhaut, W., Claeys, M., Flagan, R. C., and
1052 Seinfeld, J. H.: Chemical Composition of Secondary Organic Aerosol Formed from
1053 the Photooxidation of Isoprene, *The Journal of Physical Chemistry A*, 110, 9665-9690,
1054 <https://doi.org/10.1021/jp061734m>, 2006.

1055 Szmigielski, R., Surratt, J. D., Gómez-González, Y., Van der Veken, P., Kourtchev, I.,
1056 Vermeylen, R., Blockhuys, F., Jaoui, M., Kleindienst, T. E., Lewandowski, M.,
1057 Offenberg, J. H., Edney, E. O., Seinfeld, J. H., Maenhaut, W., and Claeys, M.: 3-
1058 methyl-1,2,3-butanetricarboxylic acid: An atmospheric tracer for terpene secondary
1059 organic aerosol, *Geophysical Research Letters*, 34,
1060 <https://doi.org/10.1029/2007GL031338>, 2007.

1061 Tarvainen, V., Hakola, H., Hellén, H., Bäck, J., Hari, P., and Kulmala, M.: Temperature and
1062 light dependence of the VOC emissions of Scots pine, *Atmos. Chem. Phys.*, 5, 989-
1063 998, <https://doi.org/10.5194/acp-5-989-2005>, 2005.

1064 Tervahattu, H., Hartonen, K., Kerminen, V.-M., Kupiainen, K., Aarnio, P., Koskentalo, T.,
1065 Tuck, A. F., and Vaida, V.: New evidence of an organic layer on marine aerosols,
1066 *Journal of Geophysical Research: Atmospheres*, 107, AAC 1-1-AAC 1-8,
1067 <https://doi.org/10.1029/2000JD000282>, 2002.

1068 Uematsu, M., Hattori, H., Nakamura, T., Narita, Y., Jung, J., Matsumoto, K., Nakaguchi, Y.,
1069 and Kumar, M. D.: Atmospheric transport and deposition of anthropogenic substances
1070 from the Asia to the East China Sea, *Marine Chemistry*, 120, 108-115,
1071 <http://doi.org/10.1016/j.marchem.2010.01.004>, 2010.

1072 Virkkula, A., Teinilä, K., Hillamo, R., Kerminen, V. M., Saarikoski, S., Aurela, M., Viidanoja,
1073 J., Paatero, J., Koponen, I. K., and Kulmala, M.: Chemical composition of boundary
1074 layer aerosol over the Atlantic Ocean and at an Antarctic site, *Atmos. Chem. Phys.*, 6,
1075 3407-3421, <https://doi.org/10.5194/acp-6-3407-2006>, 2006.

1076 Wang, G., Kawamura, K., Lee, S., Ho, K., and Cao, J.: Molecular, Seasonal, and Spatial
1077 Distributions of Organic Aerosols from Fourteen Chinese Cities, *Environmental*
1078 *Science & Technology*, 40, 4619-4625, <https://doi.org/10.1021/es060291x>, 2006.

1079 Wang, G., Chen, C., Li, J., Zhou, B., Xie, M., Hu, S., Kawamura, K., and Chen, Y.:
1080 Molecular composition and size distribution of sugars, sugar-alcohols and carboxylic
1081 acids in airborne particles during a severe urban haze event caused by wheat straw

1082 burning, Atmospheric Environment, 45, 2473-2479,
 1083 <https://doi.org/10.1016/j.atmosenv.2011.02.045>, 2011.

1084 Xie, M., Hannigan, M. P., and Barsanti, K. C.: Gas/Particle Partitioning of 2-Methyltetrols
 1085 and Levoglucosan at an Urban Site in Denver, Environmental Science & Technology,
 1086 48, 2835-2842, <https://doi.org/10.1021/es405356n>, 2014.

1087 Xu, H., Cao, J., Chow, J. C., Huang, R. J., Shen, Z., Chen, L. W. A., Ho, K. F., and Watson, J.
 1088 G.: Inter-annual variability of wintertime PM_{2.5} chemical composition in Xi'an, China:
 1089 Evidences of changing source emissions, Science of The Total Environment, 545-546,
 1090 546-555, <https://doi.org/10.1016/j.scitotenv.2015.12.070>, 2016.

1091 Xu, L., Guo, H., Boyd, C. M., Klein, M., Bougiatioti, A., Cerully, K. M., Hite, J. R.,
 1092 Isaacman-VanWertz, G., Kreisberg, N. M., Knote, C., Olson, K., Koss, A., Goldstein,
 1093 A. H., Hering, S. V., de Gouw, J., Baumann, K., Lee, S.-H., Nenes, A., Weber, R. J.,
 1094 and Ng, N. L.: Effects of anthropogenic emissions on aerosol formation from isoprene
 1095 and monoterpenes in the southeastern United States, Proceedings of the National
 1096 Academy of Sciences, 112, 37-42, <https://doi.org/10.1073/pnas.1417609112>, 2015.

1097 Yang, Y., Chan, C.-y., Tao, J., Lin, M., Engling, G., Zhang, Z., Zhang, T., and Su, L.:
 1098 Observation of elevated fungal tracers due to biomass burning in the Sichuan Basin at
 1099 Chengdu City, China, Science of The Total Environment, 431, 68-77,
 1100 <https://doi.org/10.1016/j.scitotenv.2012.05.033>, 2012.

1101 Yassaa, N., Peeken, I., Zöllner, E., Bluhm, K., Arnold, S., Spracklen, D., and Williams, J.:
 1102 Evidence for marine production of monoterpenes, Environmental Chemistry, 5, 391-
 1103 401, <https://doi.org/10.1071/EN08047>, 2008.

1104 Yokouchi, Y., Li, H.-J., Machida, T., Aoki, S., and Akimoto, H.: Isoprene in the marine
 1105 boundary layer (southeast Asian Sea, eastern Indian Ocean, and Southern Ocean):
 1106 Comparison with dimethyl sulfide and bromoform, Journal of Geophysical Research:
 1107 Atmospheres, 104, 8067-8076, <https://doi.org/10.1029/1998JD100013>, 1999.

1108 Yttri, K. E., Dye, C., and Kiss, G.: Ambient aerosol concentrations of sugars and sugar-
 1109 alcohols at four different sites in Norway, Atmos. Chem. Phys., 7, 4267-4279,
 1110 <https://doi.org/10.5194/acp-7-4267-2007>, 2007.

1111 Yu, J., Cocker, D. R., Griffin, R. J., Flagan, R. C., and Seinfeld, J. H.: Gas-Phase Ozone
 1112 Oxidation of Monoterpenes: Gaseous and Particulate Products, Journal of
 1113 Atmospheric Chemistry, 34, 207-258, <https://doi.org/10.1023/a:1006254930583>, 1999.

1114 Zheng, M., Yan, C., Wang, S., He, K., and Zhang, Y.: Understanding PM_{2.5} Sources in
 1115 China: Challenges and Perspectives, National Science Review, 2017.

1116 Zhou, M. y., Yang, S. j., Parungo, F. P., and Harris, J. M.: Chemistry of marine aerosols over
 1117 the western Pacific Ocean, Journal of Geophysical Research: Atmospheres, 95, 1779-
 1118 1787, <https://doi.org/10.1029/JD095iD02p01779>, 1990.

1119 Zhu, C., Kawamura, K., and Kunwar, B.: Effect of biomass burning over the western North
 1120 Pacific Rim: wintertime maxima of anhydrosugars in ambient aerosols from Okinawa,
 1121 Atmos. Chem. Phys., 15, 1959-1973, <https://doi.org/10.5194/acp-15-1959-2015>, 2015.

1122 Zhu, C., Kawamura, K., and Fu, P.: Seasonal variations of biogenic secondary organic aerosol
 1123 tracers in Cape Hedo, Okinawa, Atmospheric Environment, 130, 113-119,
 1124 <http://doi.org/10.1016/j.atmosenv.2015.08.069>, 2016.

1125

1126

1127 **Table 1.** Concentrations (ng m⁻³) of saccharides and biogenic SOA tracers measured in the
1128 marine aerosols collected over the East China Sea during May to June 2014.

Compounds	Whole period (n = 51)		Daytime (n = 25)		Nighttime (n = 26)	
	Mean	Range	Mean	Range	Mean	Range
<i>Anhydrosugars</i>						
Galactosan	0.59	0.02–3.9	0.56	0.04–3.6	0.62	0.02–3.9
Mannosan	1.4	0.06–10.2	1.2	0.08–5.2	1.6	0.06–10.2
Levogluconan	7.3	0.09–64.3	6.1	0.09–41.2	8.4	0.10–64.3
<i>Sugar Alcohols</i>						
Erythritol	1.3	n.d. ^a –16.9	0.87	0.02–4.60	1.6	n.d.–16.9
Arabitol	5.1	0.02–51.0	4.5	0.06–26.7	5.7	0.02–51.0
Mannitol	16.3	0.03–169	14.1	0.08–81.3	18.4	0.03–169
Inositol	0.57	0.01–7.7	0.47	0.01–2.8	0.67	0.01–7.7
<i>Sugars</i>						
Fructose	9.1	0.09–106	8.1	0.09–56.5	10.2	0.32–106
Glucose	18.8	0.31–209	17.8	0.31–106	19.7	0.47–209
Sucrose	11.7	0.09–216	9.7	0.14–136	13.5	0.09–216
Trehalose	9.4	0.08–96.0	9.1	0.08–60.7	9.7	0.10–96.0
Subtotal	81.5	1.8–950	72.6	1.0–525	90.1	1.8–950
<i>Isoprene SOA tracers</i>						
2-methylthreitol	1.5	0.01–12.7	1.2	0.04–5.2	1.9	0.01–12.7
2-methylerythritol	3.2	0.02–29.1	2.5	0.08–11.8	3.9	0.02–29.1
Sum of 2-methyltetrols	4.8	0.03–41.9	3.8	0.11–17.0	5.7	0.03–41.9
2-Methylglyceric acid (2-MGA)	1.4	0.09–8.3	1.2	0.20–3.6	1.6	0.09–8.33
C ₅ -Alkene triols ^b	2.2	0.03–14.6	2.1	0.06–14.6	2.3	0.03–13.8
Subtotal	8.4	0.15–64.0	7.1	0.42–35.2	9.6	0.15–64.0
<i>α/β-pinene (monoterpene) SOA tracers</i>						
3-Hydroxyglutaric acid (3-HGA)	2.2	0.03–14.1	2.3	0.08–14.1	2.1	0.03–7.7
Pinonic acid (PNA)	0.47	0.02–1.6	0.49	0.06–1.6	0.46	0.02–1.6
Pinic acid (PA)	3.4	0.16–14.9	3.4	0.28–14.9	3.3	0.16–13.6
MBTCA	5.6	n.d.–56.9	6.8	n.d.–56.9	4.5	n.d.–24.5
Subtotal	11.6	0.26–87.2	13.0	0.45–87.2	10.3	0.26–43.7
<i>β-caryophyllene (sesquiterpene) SOA tracers</i>						
β-Caryophyllinic acid	2.9	0.16–17.2	3.5	0.17–17.2	2.3	0.16–9.6
Total measured tracers	22.9	1.1–135	23.6	1.4–135	22.2	1.1–115

^a n.d. denotes not detected. ^b C₅-alkene triols: cis-2-methyl-1,3,4-trihydroxy-1-butene, 3-methyl-2,3,4-trihydroxy-1-butene and trans-2-methyl-1,3,4-trihydroxy-1-butene.

1130 **Table 2.** Concentrations of organic carbon (OC) (ngC m⁻³) from biogenic primary emission
1131 (biomass-burning OC and fungal-spore OC) and biogenic SOC and their contributions in
1132 aerosol OC (%) in marine aerosols over the East China Sea.

Component	Total			Daytime			Nighttime		
	Range	Mean	std	Range	Mean	std	Range	Mean	std
Concentration (ngC m ⁻³)									
Aerosol OC	424–14100	4260	3480	1030–14100	4940	3800	424–9830	3600	3080
Biomass burning OC	1.1–790	89.6	156	1.1–506	75.5	117	1.3–790	103	187
Fungal spore OC	1.2–1840	180	334	1.3–911	157	249	1.2–1840	203	403
Isoprene SOC ^a	0.78–324	39.8	55.4	2.3–133	32.1	37.6	0.78–324	47.2	68.3
Monoterpene SOC	1.1–377	50.2	72.0	1.9–377	56.1	84.3	1.1–189	44.6	58.9
Sesquiterpene SOC	6.9–747	126	153	7.4–747	153	183	6.9–416	100	114
Sum of biogenic SOC	11.3–1060	216	250	13.7–1060	241	279	11.3–824	192	222
Subtotal	16.1–3460	486	688	29.8–2480	473	600	16.1–3460	498	776
Percentage in aerosol OC (%)									
Biomass burning OC	0.05–8.5	1.5	1.8	0.05–4.4	1.1	1.2	0.13–8.5	1.8	2.3
Fungal spore OC	0.03–19.8	3.1	4.0	0.03–16.6	2.6	3.7	0.18–19.7	3.5	4.2
Isoprene SOC	0.13–3.8	0.83	0.87	0.13–2.0	0.60	0.54	0.14–3.8	1.0	1.1
Monoterpene SOC	0.08–3.5	0.98	0.90	0.10–3.3	1.00	0.95	0.08–3.5	0.96	0.87
Sesquiterpene SOC	0.36–5.3	2.4	1.2	0.36–5.3	2.5	1.4	0.87–5.1	2.4	1.1
Sum of biogenic SOC	0.67–9.3	4.2	2.2	0.67–9.3	4.1	2.2	1.8–8.8	4.4	2.2
Subtotal	1.5–37.0	8.7	6.9	1.5–27.4	7.8	6.3	2.8–37.0	9.7	7.4

^a The total mass concentrations of SOC produced by isoprene (2-methylglyceric acid and 2-methyltetrols were used), α/β -pinene, and β -caryophyllene were estimated using the tracer-based method by Kleindienst et al. (2007).

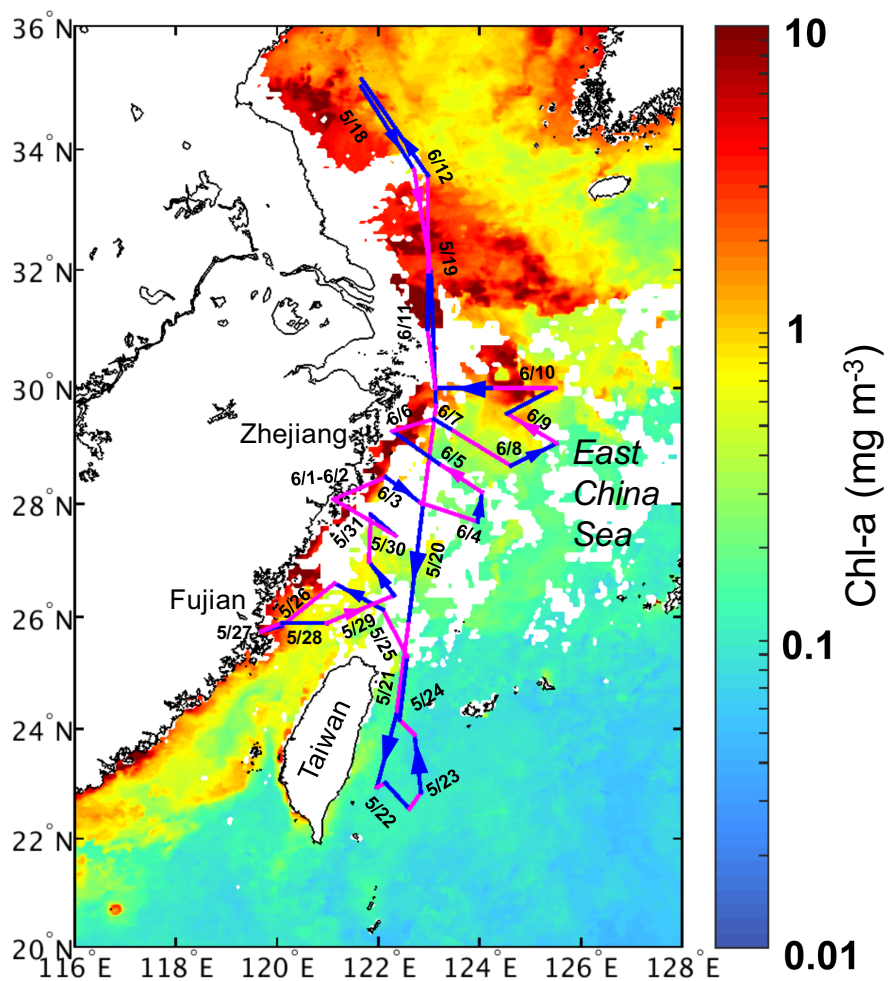


Figure 1. Cruise tracks of KEXUE-1 and spatial distribution of satellite-derived chlorophyll-a concentrations (chl-a , mg m^{-3}) in surface seawater derived from MODIS L3 products during the sampling period in the East China Sea. The purple and blue lines represent daytime and nighttime aerosol samples, respectively.

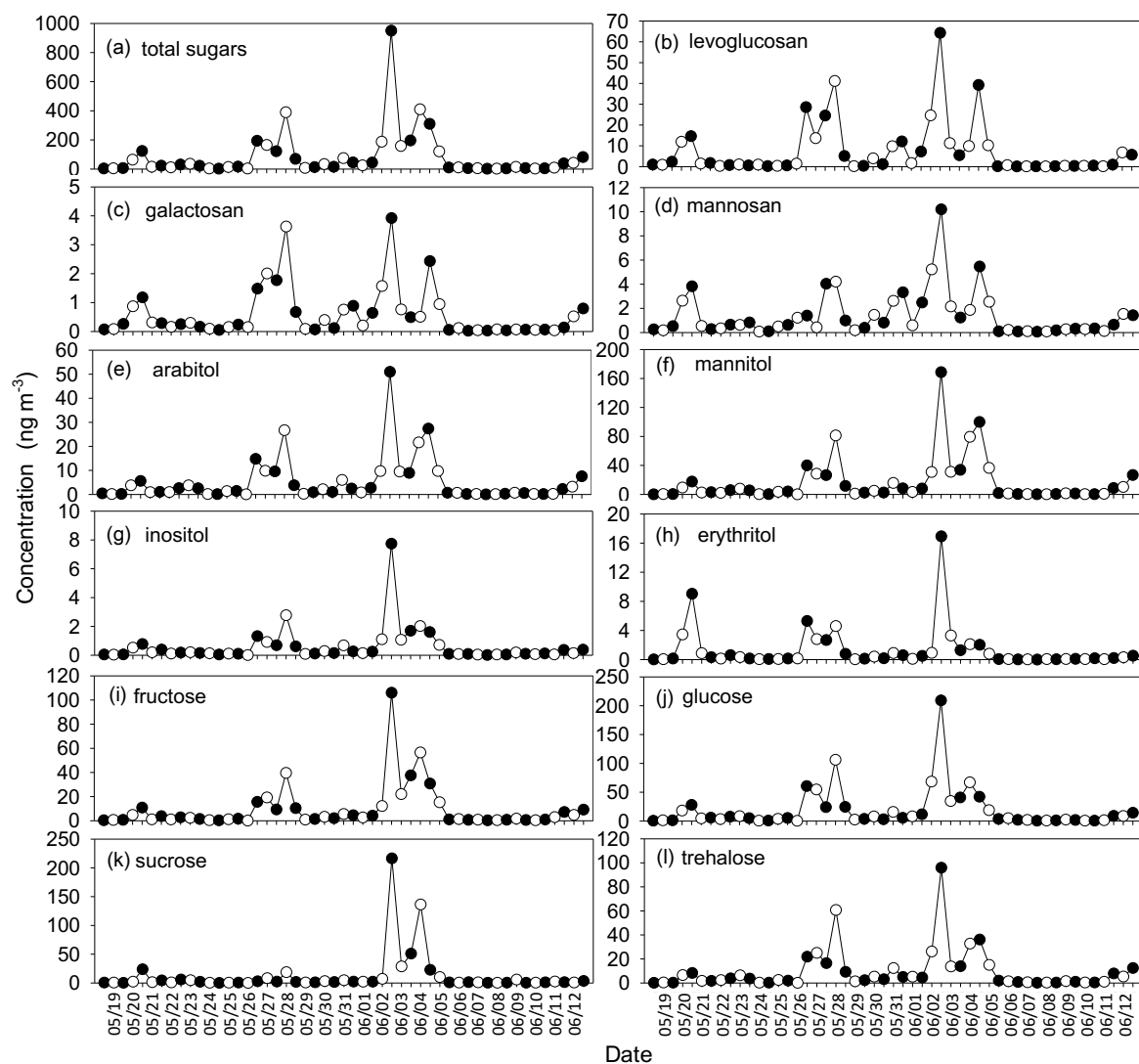


Figure 2. Temporal variations in sugar compounds in marine aerosols collected over the East China Sea. The open and shaded circles represent daytime and nighttime values, respectively.

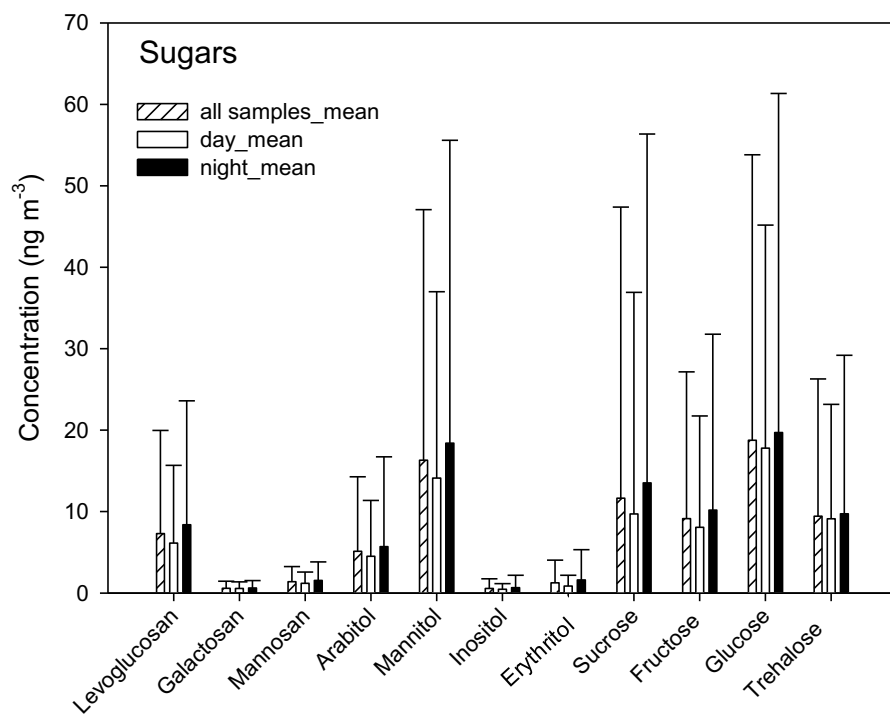


Figure 3. Average concentrations of sugars detected in marine aerosols over the East China Sea.

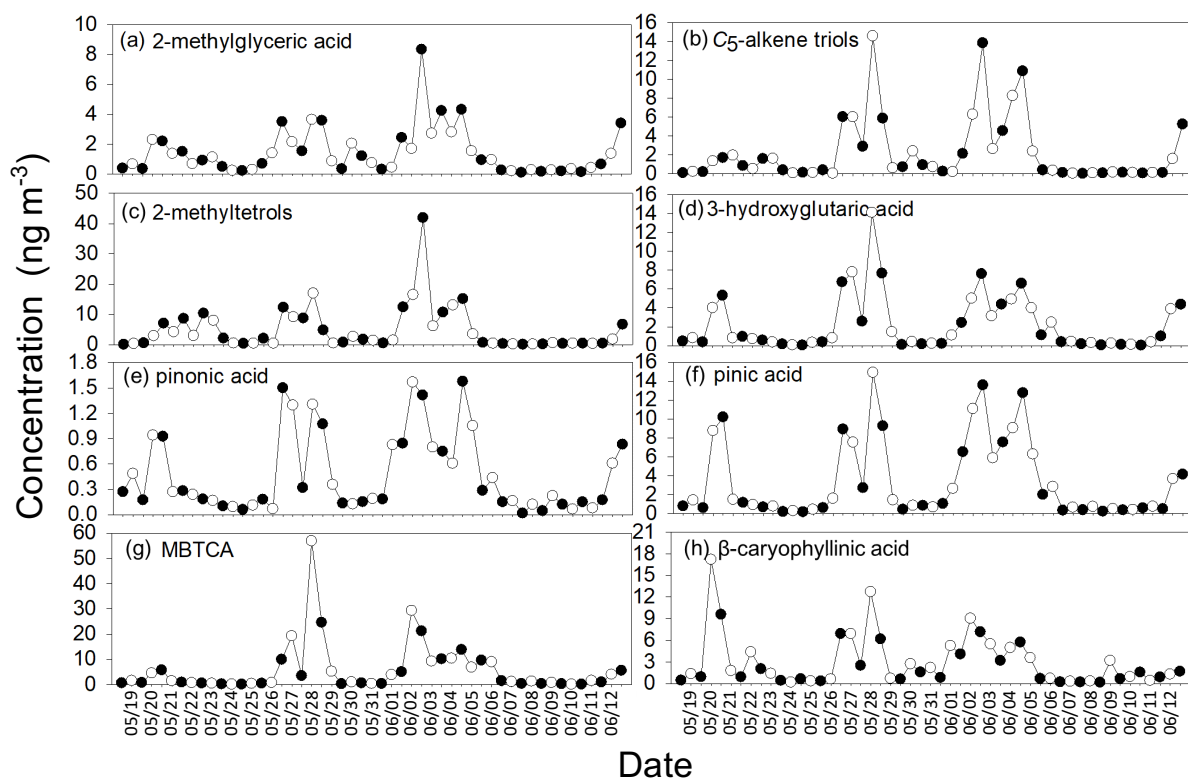


Figure 4. Temporal variations in biogenic SOA tracers detected in marine aerosols over the East China Sea during May to June 2014. The open and shaded circles represent daytime and nighttime values, respectively.

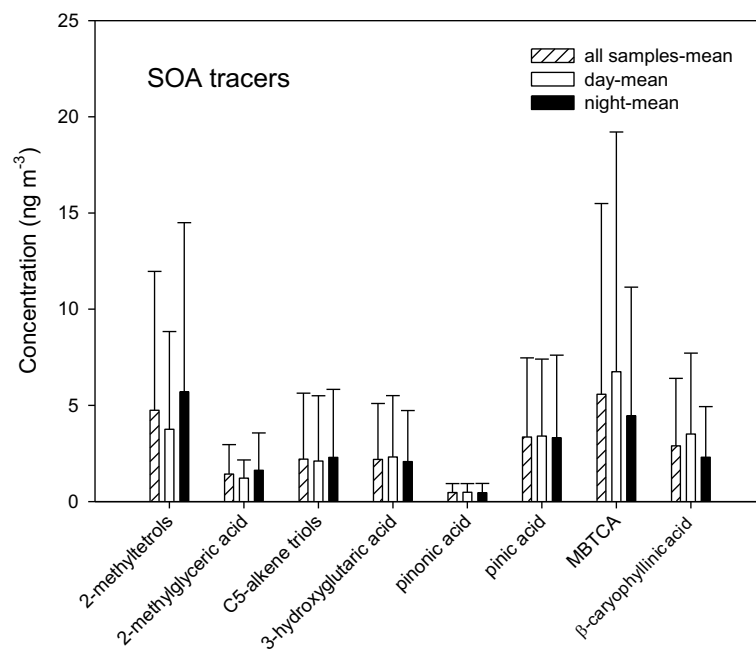


Figure 5. Average concentrations of SOA tracers detected in marine aerosols over the East China Sea.

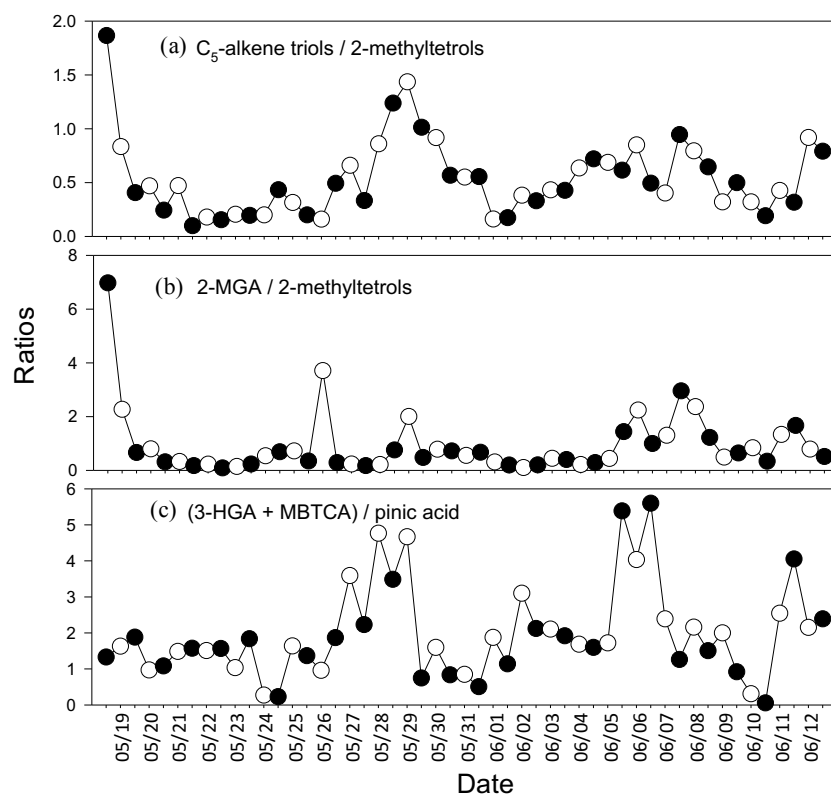


Figure 6. Temporal variations in the concentration ratios of isoprene and α/β -pinene oxidation products in the marine aerosols over the East China Sea. The open and shaded circles represent daytime and nighttime samples, respectively.

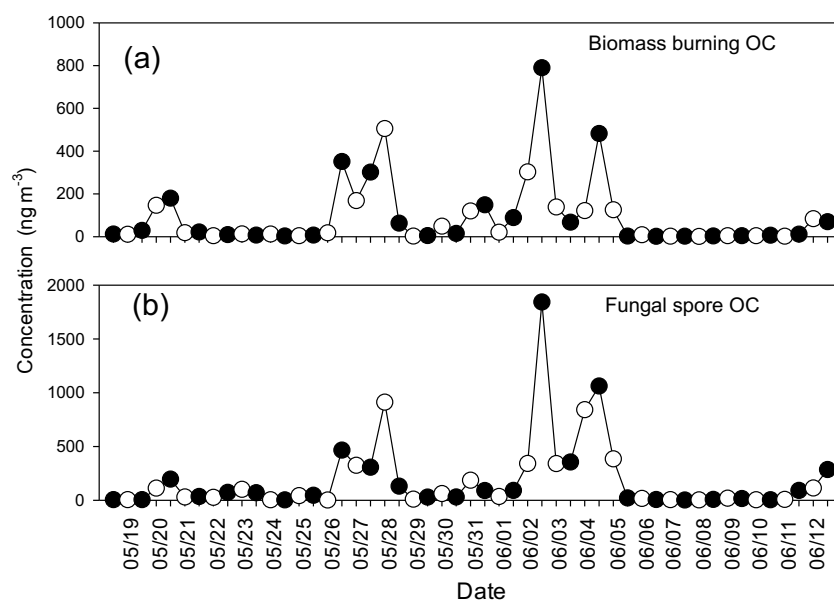


Figure 7. Temporal variations in (a) biomass-burning-derived OC, and (b) fungal-spore-derived OC in the marine aerosols over the East China Sea. The open and shaded circles represent daytime and nighttime samples, respectively.

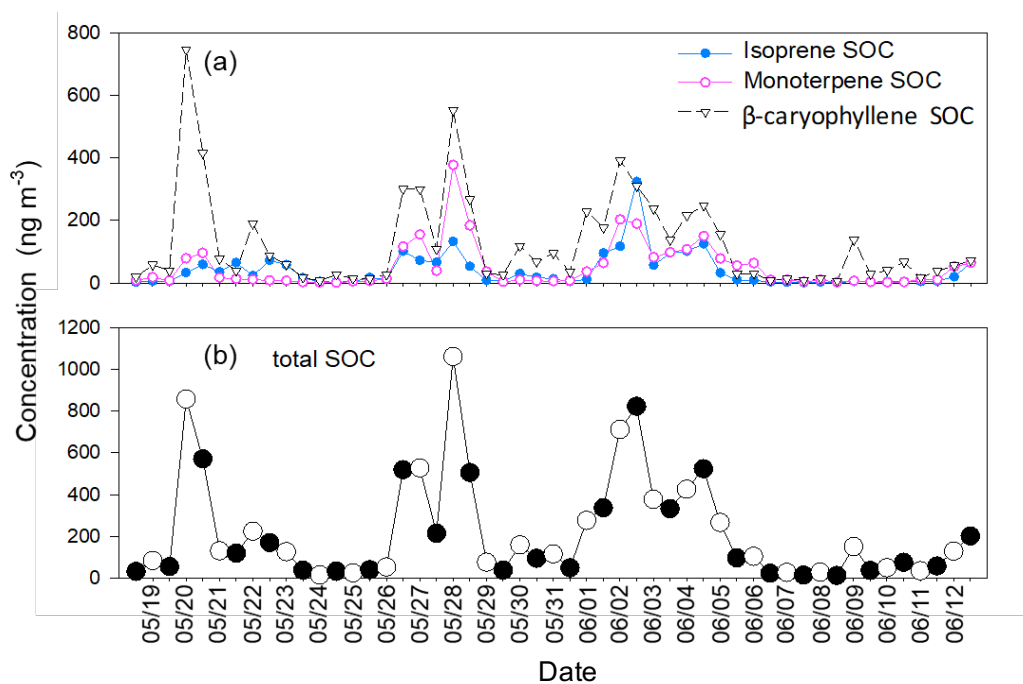


Figure 8. Temporal variations in (a) secondary organic carbon (SOC) derived from isoprene, α/β -pinene and sesquiterpene and (b) the total SOC levels in the marine aerosols over the East China Sea during May to June 2014. The open and shaded circles represent the daytime and nighttime samples, respectively.

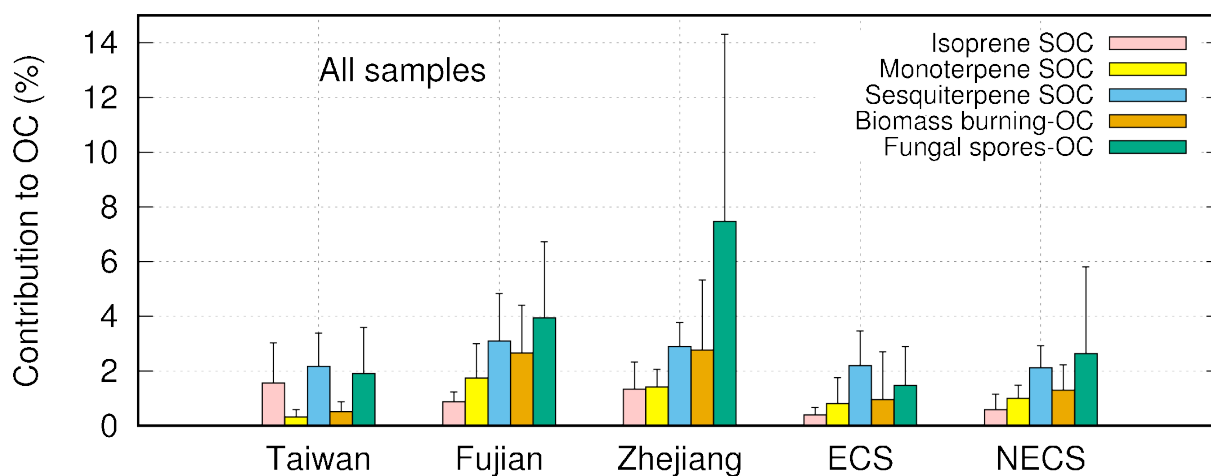


Figure 9. Contributions of OC (ngC m^{-3}) from biogenic primary emission (biomass-burning OC and fungal-spore OC) and biogenic SOC to OC (%) in different sampling regions. Taiwan, Fujian and Zhejiang refer to the waters around Taiwan, Fujian and Zhejiang; ECS represents East China Sea waters; NECS represents northern waters of ECS.

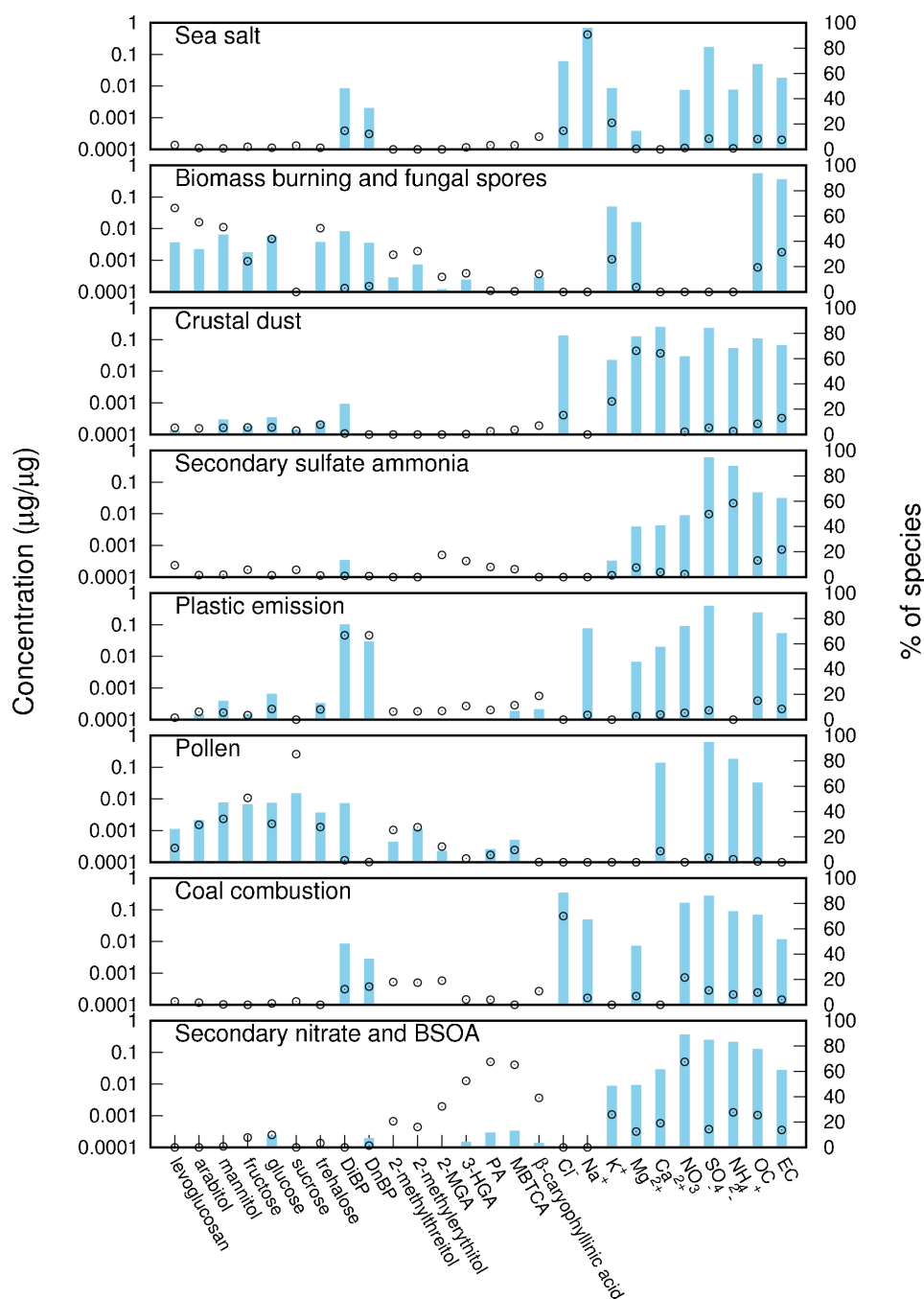


Figure 10. Source profiles identified by PMF. Blue bars represent the mass contribution with y-axis on the left, while black dots stand for the percentage of species to the sum with y-axis on the right.

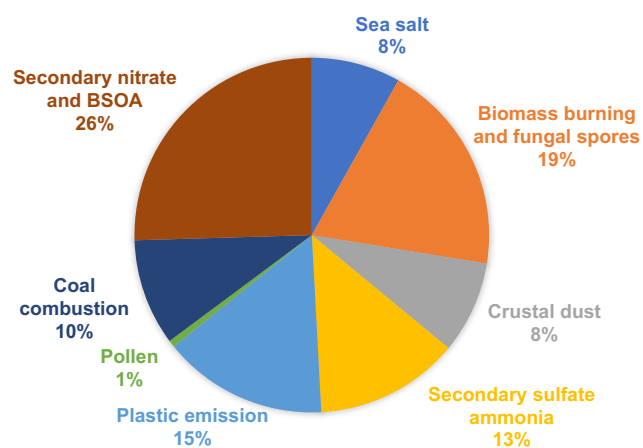


Figure 11. Contributions of different sources to organic carbon (OC) in marine aerosols over the East China Sea.

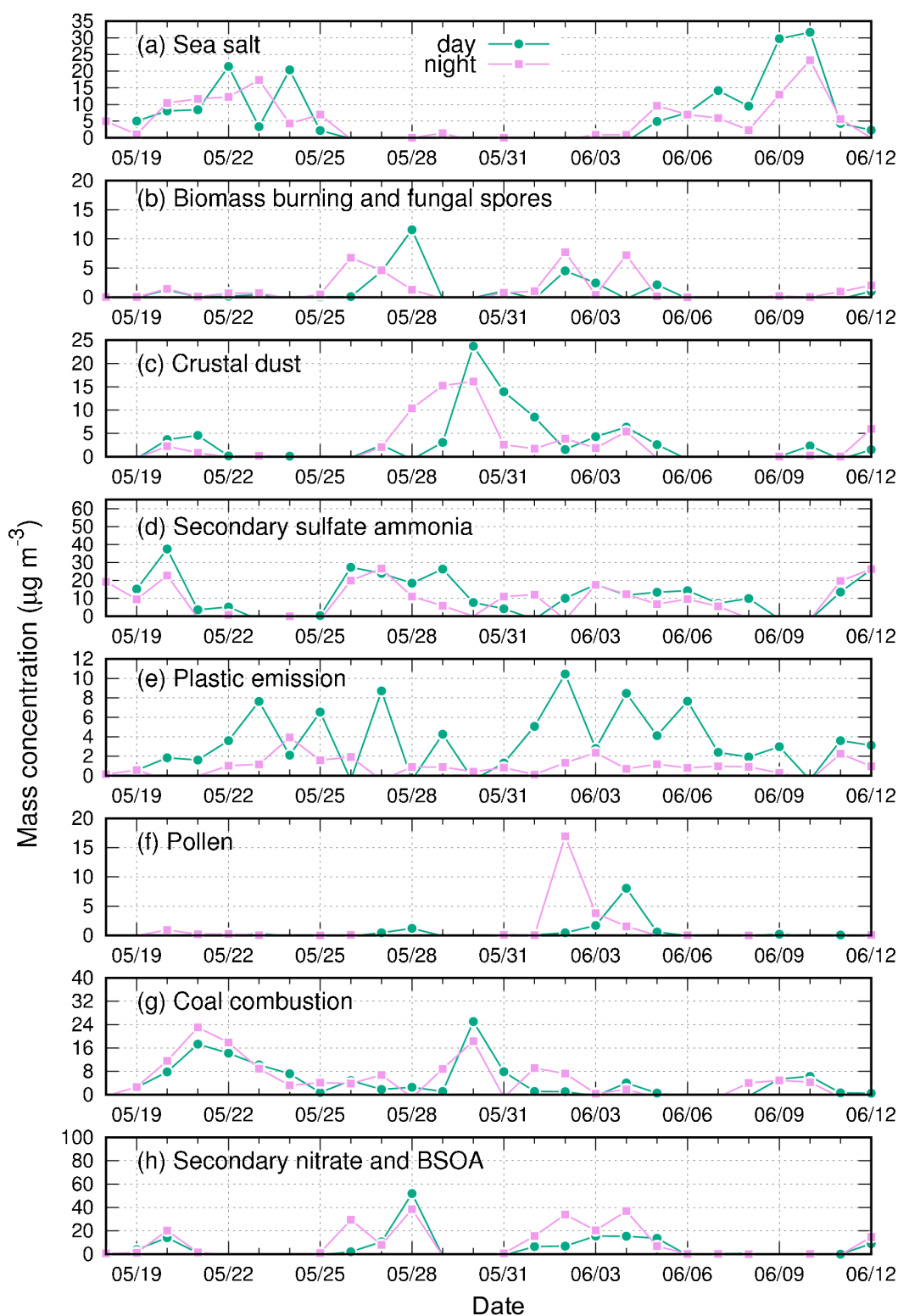


Figure 12. Temporal variation in sources contributed to marine aerosols (μg m⁻³).