

Response to the Referee #1's comments

The authors deeply thank the reviewers' valuable comments, which surely help improve the manuscript. The comments and responses are listed below:

1. On the page 8, the authors mention heterogeneous uptake of amines. Is it included in their model?

Response: *Thanks for the comment. In the current version of MALTE-BOX model, the heterogeneous uptake of amines hasn't been included. We mentioned this as only one of the possible reasons to explain the underestimation of growth rate in P8, L25-26 of the revised version.*

2. Why is SOA underpredicted at polluted locations? Is it because their model only treats monoterpene SOA?

Response: *Besides the monoterpene formed SOA, the MALTE-BOX model also considers the isoprene and anthropogenic SOA, etc. However, the mechanisms of SOA formation especially for the anthropogenic SOA are still unclear and other anthropogenic gas vapors which are not considered in the modelling studies, may also contribute to the SOA. We added some explanations to address this comment in P9, L32-P10, L3 in the revised manuscript.*

3. Can the authors comment on what other SOA types are likely to be important at SORPES?

For example, anthropogenic SOA, isoprene SOA, IEPOX SOA etc.? What is isoprene concentration at SORPES (measured or predicted by WRF-Chem)?

Response: *The isoprene concentration was measured by GC-MS at SORPES in this study. Given such high anthropogenic VOCs at SORPES, anthropogenic SOA is one of the most important SOA at SORPES (Hu et al., 2017). In South China, the biogenic VOCs emission is quite high (Fig1 in manuscript) and the interactions between biogenic and anthropogenic emissions might play an important role in biogenic SOA formation (Zhang et al., 2017; Carlton et al., 2009). Therefore, isoprene SOA, including the isoprene epoxydiols (IEPOX) SOA can also be important at SORPES especially in summer when the air masses come from South China. We added some descriptions to address this comment in P6, L6-9 the revised manuscript.*

4. Given the much higher 'k' value needed at SORPES compared to SMEAR II it is quite plausible that other NPF mechanisms are at play. Do the authors expect these NPF mechanisms to be dominated by anthropogenic processes?

Response: *Thanks for the comment. Yes, the k-values were much higher at SORPES than at SMEAR II, which means the nucleation mechanisms at two sites are different and only the biogenic processes are not enough for NPF at SORPES. The SMEAR II station is a typical boreal forest site and the SORPES station is a sub-urban site in the polluted eastern China. Therefore, it is highly possible that the anthropogenic processes that dominate the NPF in polluted region of China. We added some descriptions to address this question in P8, L12-14 of the revised manuscript.*

5. Why does high NO_x suppress new particle formation? Is it due to suppression of HOM dimers?

Response: *Wildt et al. (2014) conducted the chamber experiments and found that NO_x suppresses the NPF by reacting with the peroxy radicals (Wildt et al., 2014). NO_x was found to suppress the HOM dimers also by reacting with the peroxy radicals (Ehn et al., 2014). Given the HOM dimers*

have the lower volatile than HOM organonitrate, high NO_x suppressing new particle formation might be due to the suppression of HOM dimers.

6. Can HOM organonitrates contribute to NPF/growth?

Response: Yes, as some of HOM organonitrates are high oxidized and have low volatile, it is highly possible that they can contribute to NPF/growth.

7. In addition to the formation of gas-phase HOM from aromatics oxidation, could aromatics oxidation contribute to HOM through heterogeneous uptake processes?

Response: It is possible that there are other mechanisms of HOM formation from aromatics oxidation. However, to the best of our knowledge, so far there are no works reported that the aromatics oxidation contributing to HOM through heterogeneous uptake processes yet.

8. Can the authors comment on what measurements could be used to understand the relative roles of gas-phase and heterogeneous HOM processes on NPF/growth in polluted urban environments?

Response: Thanks. Long-term measurements of HOM by CI-API-TOF, combined with relevant measurements covering the physicochemical properties of gaseous precursors, oxidants, clusters and aerosol particles can help understand the HOM formation and its roles on NPF in polluted urban environments. We added these messages as an outlook in the conclusion part in P10, L26-P11, L4 of the revised version.

9. Seems a detailed modeling study that treats various SOA precursors and processes e.g. WRF-Chem at SORPES may be valuable for providing further insights into expected processes. Could the authors comment on how such a study could be used to augment their measurements and box model?

Response: Thanks for the comments. Combining different models (e.g. WRF-Chem and MALTE-BOX) do provide further insights into expected processes, especially when the measurement didn't capture all relevant species (Huang et al., 2016). A comparison of the box-modeling results with measurements will provide us many important information to augment our measurements and the chemical mechanism in our box model. For example, we are going to add some measurements of some key species listed in the above comment (No.8) to improve our future understanding of NPF in this region. Also, after realizing that some missing anthropogenic processes are important for NPF in the region with strong anthropogenic impact, we are going to further develop the box model based on more quantitative chamber study in the future. We added these messages as an outlook in the conclusion part in P10, L26-P11, L4 of the revised version.

References:

- Carlton, A. G., Wiedinmyer, C., and Kroll, J. H.: A review of Secondary Organic Aerosol (SOA) formation from isoprene, *Atmos. Chem. Phys.*, 9, 4987-5005, 10.5194/acp-9-4987-2009, 2009.
- Ehn, M., Thornton, J. A., Kleist, E., Sipila, M., Junninen, H., Pullinen, I., Springer, M., Rubach, F., Tillmann, R., Lee, B., Lopez-Hilfiker, F., Andres, S., Acir, I. H., Rissanen, M., Jokinen, T., Schobesberger, S., Kangasluoma, J., Kontkanen, J., Nieminen, T., Kurten, T., Nielsen, L. B., Jorgensen, S., Kjaergaard, H. G., Canagaratna, M., Dal Maso, M., Berndt, T., Petaja, T., Wahner,

- A., Kerminen, V. M., Kulmala, M., Worsnop, D. R., Wildt, J., and Mentel, T. F.: A large source of low-volatility secondary organic aerosol, *Nature*, 506, 476-+, 10.1038/nature13032, 2014.
- Hu, J. L., Wang, P., Ying, Q., Zhang, H. L., Chen, J. J., Ge, X. L., Li, X. H., Jiang, J. K., Wang, S. X., Zhang, J., Zhao, Y., and Zhang, Y. Y.: Modeling biogenic and anthropogenic secondary organic aerosol in China, *Atmos. Chem. Phys.*, 17, 77-92, 10.5194/acp-17-77-2017, 2017.
- Huang, X., Zhou, L., Ding, A., Qi, X., Nie, W., Wang, M., Chi, X., Petäjä, T., Kerminen, V-M, Roldin, P., Rusanen, A., Kulmala, M & Boy, M 2016, ' Comprehensive modelling study on observed new particle formation at the SORPES station in Nanjing, China ' *Atmospheric Chemistry and Physics*, vol 16, no. 4, pp. 2477-2492. DOI: 10.5194/acp-16-2477-2016
- Wildt, J., Mentel, T. F., Kiendler-Scharr, A., Hoffmann, T., Andres, S., Ehn, M., Kleist, E., Musgen, P., Rohrer, F., Rudich, Y., Springer, M., Tillmann, R., and Wahner, A.: Suppression of new particle formation from monoterpene oxidation by NO_x, *Atmos. Chem. Phys.*, 14, 2789-2804, 10.5194/acp-14-2789-2014, 2014.
- Zhang, Y. J., Tang, L. L., Sun, Y. L., Favez, O., Canonaco, F., Albinet, A., Couvidat, F., Liu, D. T., Jayne, J. T., Wang, Z., Croteau, P. L., Canagaratna, M. R., Zhou, H. C., Prevot, A. S. H., and Worsnop, D. R.: Limited formation of isoprene epoxydiols-derived secondary organic aerosol under NO_x-rich environments in Eastern China, *Geophys. Res. Lett.*, 44, 2035-2043, 10.1002/2016gl072368, 2017.

Response to the Referee #2's comments

The authors deeply thank the reviewers' comments, which surely improve the manuscript. The comments and responses are listed below:

Specific comments:

Abstract: although the authors present a lot of interesting results in this paper, the abstract is too simple to cover all of the important results/findings of this study. The abstract should be informative enough and self-contained, and the readers can get all of the key points from only reading the abstract. The current abstract needs a significant revision to summarize the major results and conclusions of this study.

Response: *Thanks for the comment. We rewrote the abstract to summarize the major results and conclusions in revised manuscript.*

Section 2.1: some basic information is missing from the description of the measurement techniques. For example, what trace gas species and aerosol properties were specifically measured at both sites? What instruments were used for the aerosol size distribution measurements and what are the size ranges for them? What time periods of data were used in the analyses? It would be also helpful if the authors could provide a table to summarize the detailed observations including the species, measurement techniques, periods, etc. This will help the readers better navigate and understand the presented results.

Response: *Thanks for the valuable suggestion. We added those descriptions of the measurement techniques in P3, L18-24 and provided a table (Table S1) to list all the information of observations in supplementary materials.*

Section 2.2: although the MALTE model has been described separately in some previous studies, a detailed description of this model is still needed for the present paper. The authors are suggested to provide further details about the model configuration, including chemistry mechanism, aerosol dynamic processes, mechanisms for HOM formation from monoterpene and aromatics oxidation, coagulation process, dry deposition and dilution processes, in the supplementary materials. Such a detailed description will help the readers better understand and reproduce the present study.

Response: *Thanks for the suggestion. We described the MALTE model in details in the supplementary materials (Appendix B).*

Typographical corrections and minor comments:

P1, L24: This study highlights...

Response: *We corrected it in the revised version.*

P2, L9: define the "HOM".

Response: *We defined the "HOM" in revised version.*

P2, L13-14: a strong source of HOM and these...

Response: *We corrected it in the revised version.*

P2, L28: one of the “flagship” stations...

Response: *We corrected it in the revised version.*

P3, L1: the SORPES is defined as an urban site here, which is inconsistent with the sub-urban site as defined in the abstract and site description.

Response: *We corrected it into ‘a sub-urban site’ here.*

P5, L7: occurs even more frequently...

Response: *We corrected it in the revised version.*

P5, L9: at SMEAR II is...

Response: *We corrected it in the revised version.*

P5, L13-22: this paragraph compares the difference in the environmental conditions observed at the two study sites. It would be also helpful if the difference in the BVOC concentrations is mentioned here. The reviewer presumes that the BVOC levels at SMEAR II should be higher than at SORPES, although its concentrations of anthropogenic species are much lower.

Response: *Thanks for the suggestion. We added the discussions of the difference in the BVOC concentrations at the two stations in P5, L30-31 revised version.*

P6, L31 – P7, L1: this statement seems to be not true as a simplified mechanism for the HOM formation from oxidation of aromatics was still included in the model.

Response: *We changed this statement in the revised version.*

P7, L24-27: the same to the above comment. The HOM formation from the oxidation of aromatics has been parameterized in the model.

Response: *We corrected this statement in the revised version.*

Figure 1: provide the sources of the emission inventory data.

Response: *We provided the sources of the emission inventory data in revised version.*

Figure 4 captions: it should be Figs. 4b & 4d?

Response: *We corrected it in the revised version.*

Table 1: it would be helpful if the observed data for the other relevant species, such as VOCs, HOMs and meteorological parameters, were provided here, if the data are available.

Response: *Thanks for the suggestion. We provided information of all used available measurement parameters in Table 1 in revised version.*

Modelling studies of HOM and its contributions to new particle formation and growth: comparison of boreal forest in Finland and polluted environment in China

5 Ximeng Qi^{1,2,4}, Aijun Ding^{1,2*}, Pontus Roldin³, Zhengning Xu^{1,2}, Putian Zhou⁴, Nina Sarnela⁴, Wei Nie^{1,2},
Xin Huang^{1,2}, Anton Rusanen⁴, Mikael Ehn⁴, Matti P. Rissanen⁴, Tuukka Petäjä^{4,1}, Markku Kulmala⁴ and
Michael Boy⁴

¹Joint International Research Laboratory of Atmospheric and Earth System Sciences, School of Atmospheric Sciences, Nanjing University, Nanjing, 210023, China

²Collaborative Innovation Center of Climate Change, Nanjing, 210023, China

10 ³Division of Nuclear Physics, Lund University, P.O. Box 118, 22100 Lund, Sweden

⁴Institute for Atmospheric and Earth System Research / Physics, Faculty of Science, University of Helsinki, P.O. Box 64, 00014 University of Helsinki, Helsinki, Finland

Correspondence to: Aijun Ding (dingaj@nju.edu.cn)

15 **Abstract.**

Highly oxygenated multifunctional compounds (HOM) play a key role in new particle formation (NPF), but their quantitative roles in different environments of the globe haven't been well studied yet. Frequent NPF events were observed at two "flagship" stations under different environmental conditions, i.e. a remote boreal forest site (SMEAR II) in Finland and a sub-urban site (SORPES) in the polluted eastern China. The averaged formation rate of 6 nm particles and the growth rate of 6-30 nm particles were 0.3 cm⁻³s⁻¹ and 4.5 nm h⁻¹ at SMEAR II compared to 2.3 cm⁻³s⁻¹ and 8.7 nm h⁻¹ at SORPES, respectively. To explore the differences of NPF at the two stations, the HOM concentrations and NPF events at two sites were simulated with the MALTE-BOX model, and their roles in NPF and particle growth at the two distinctly different environments are discussed. The model provides an acceptable agreement between the simulated and measured concentrations of sulfuric acid and HOM at SMEAR II. The sulfuric acid and HOM organonitrate concentrations are significantly higher but other HOM monomers and dimers from monoterpene oxidation are lower at SORPES compared to SMEAR II. The model simulates the NPF events at SMEAR II with a good agreement but underestimates the growth of new particles at SORPES, indicating a dominant role of anthropogenic processes in the polluted environment. HOM from monoterpene oxidation dominate the growth of ultrafine particles at SMEAR II while sulfuric acid and HOM from aromatics oxidation play

20
25
30

more important role in particle growth. This study highlights the distinct roles of sulfuric acid and HOM in NPF and particle growth in different environmental conditions and suggests the needs of molecular-scale measurements in improving the understanding of NPF mechanisms in the polluted areas like eastern China.

1 Introduction

5 New particle formation (NPF), including the production of the molecular clusters and the subsequent growth of these clusters (Kulmala et al., 2014), is a global phenomenon and has been observed under different environmental conditions (Kulmala and Kerminen, 2008;Kulmala et al., 2004;Zhang et al., 2012). NPF can influence climate by contributing to up to 50% of cloud condensation nuclei (CCN) (Merikanto et al., 2009;Sihto et al., 2011) and can have strong effects on air quality (Shen et al., 2011;Yu et al., 2010;Guo et al., 2014).

Sulfuric acid has been commonly considered as one of the main gas precursors of NPF (Kulmala and Kerminen, 2008;Zhang et al., 2012). Recently, it was found that highly oxygenated multifunctional compounds (HOM) can participate in the initial steps of NPF by stabilizing the sulfuric acid (Schobesberger et al., 2013;Riccobono et al., 2014;Kulmala et al., 2013). Most of the HOM dimers and the most oxidized monomers can be extremely low volatility organic compounds (ELVOCs) (Kurtén et al., 2016) and most likely contribute to the initial growth of newly formed particles (Trostl et al., 2016). Ehn et al. (2014) showed that monoterpene oxidation is a strong source of HOM and these HOM can explain the majority of the observed particle growth from 2 nm up to 50 nm in boreal forest. Recent studies (Jokinen et al., 2015;Trostl et al., 2016) showed that HOM can enhance atmospheric new particle formation and growth in most continental regions and increase the CCN concentrations by applying a constant monoterpene HOM yield (achieved from measurement) in a global model. Based on the HOM formation theory described by Ehn et al. (2014), a detailed HOM formation mechanism was applied (Öström et al., 2017).

Currently, the role of HOM in NPF has been mainly studied in specific environment conditions with intensive observations available, such as the SMEAR II station in Nordic boreal forest (Yan et al., 2016;Dal Maso et al., 2005). However, understanding the mechanisms of NPF is particularly important from the perspective of air quality. As one of the most economically invigorating and densely populated countries, measurements of NPF events have been started since last decade in China (Shen et al., 2011;Wu et al., 2007;Wang et al., 2017;Kivekas et al., 2009). Interestingly, the NPF events were observed frequently in heavily polluted environments in China (Kulmala et al., 2017;Wang et al., 2017). However, no measurements of HOM in China are reported until now and the understanding of the roles of HOM in NPF are very limited. The SORPES station at Nanjing is one of the “flagship” stations in the domain of Pan-

Eurasia Experiment (PEEX) (Kulmala et al., 2015;Lappalainen et al., 2016), providing a completely different environment in comparison to the remote boreal forest.

In this study, the NPF events at SMEAR II and SORPES, including the formation rates, growth rates and environmental conditions, were compared firstly. Then, by using the new version of the MALTE-BOX model, the precursor vapor gases (i.e. sulfuric acid and HOM) and NPF at two sites were simulated to deeply investigate the differences of NPF. This modeling study will increase our understanding about NPF at an urban site in China and examines whether the nucleation and HOM formation mechanisms, which are intensively investigated at SMEAR II in Finland, can be used in polluted environment in China. In addition, applying a process model like MALTE-BOX, to simulate HOM concentrations and their contribution to the growth of newly formed particles at the two selected sites with different environmental conditions, can validate whether a single HOM formation and nucleation mechanism could be appropriate in global models.

2 Materials and Methods

2.1 Sites and observations descriptions

SMEAR II station (Station for Measuring Forest Ecosystem-Atmosphere Relations) is located in Hyytiälä, Finland (Fig. 1). The station is a boreal forest site, which is surrounded by a Scots pine forest with high monoterpene emissions. The SORPES station (Station for Observing Regional Processes of the Earth System) is located in Nanjing, eastern China (Fig. 1) (Ding et al., 2013;Ding et al., 2016). The station is a sub-urban site and about 20 km northeast of downtown Nanjing. The aerosol number size distributions were measured continuously by Differential Mobility Particle Sizer (DMPS) for the size range of 3-1000 nm at SMEAR II and 6-800 nm at SORPES. The trace gases, including O₃, SO₂, and NO_x (NO and NO₂), were measured by online analyzers (Thermo Fisher Scientific 49i, 43i, and 42i, respectively) at both sites. The meteorological parameters, e.g. air temperature, relative humidity and global radiation, were measured by the standard meteorological sensors. Volatile organic compounds (VOCs) were observed by Proton Transfer Reaction-Mass Spectrometry (PTR-MS) at SMEAR II continuously at different altitudes. The HOM monomers (molecules with even mass in 300-450 Th), dimers (molecules with even mass in 452-620 Th), organonitrate (represented by seven major molecules, i.e. C₇H₉O₈NNO₃⁻, C₁₀H₁₅O₆₋₁₁NNO₃⁻) and sulfuric acid concentrations were measured at SMEAR II by Chemical Ionization Atmospheric-Pressure-interface Time-Of-Flight mass spectrometer (CI-API-TOF) (Jokinen et al., 2012) during spring 2013. At SORPES, VOCs were observed by Gas Chromatography-Mass Spectrometry (GC-MS) from September to October in 2014 (Xu et al., 2017). A summary of the observations at the two stations used in this study is provided in Table S1. More details about the two stations and measurements are described by Hari et al. (2013) and Ding et al. (2016).

2.2 Model descriptions

In this study we applied the MALTE-BOX model (the model to predict new aerosol formation in the lower troposphere), a zero-dimensional model, which includes several modules for the simulations of chemical and aerosol dynamical processes (Boy et al., 2006). This model has been successfully utilized in NPF analysis - for instance, reproducing OH radical and gaseous sulfuric acid levels (Petäjä et al., 2009), validating various plausible nucleation mechanism and particle growth (Boy et al., 2007; Wang et al., 2013b), and identifying important factors influencing NPF occurrence (Boy et al., 2006; Boy et al., 2008; Ortega et al., 2012).

The gas-phase chemistry was simulated using the Master Chemical Mechanism version 3.3.1 (MCMv3.3.1, <http://mcm.leeds.ac.uk/MCM/>) solved by Kinetic PreProcessor (KPP) (Damian et al., 2002). In addition, a new HOM autoxidation mechanism, which is constructed based on the oxidation of monoterpenes (Ehn et al., 2014), was added into the MCMv3.3.1. This HOM mechanism explicitly describes the HOM formation processes, i.e. ozone oxidation of monoterpenes, intramolecular H-shift and O₂ additions (autoxidation) (Öström et al., 2017). Moreover, based on Molteni et al. (2016), a simplified mechanisms of HOM formation from the oxidation of aromatics by OH were added into MCM3.3.1. The aerosol dynamical processes were simulated with the size-segregated aerosol model, UHMA (University of Helsinki Multicomponent Aerosol model) (Korhonen et al., 2004). A fixed sectional approach with 120 bins from 1 nm to 2.5 μm in diameter was used. For the smallest size bin, the formation rates of newly formed particles were estimated by the function of sulfuric acid and a first-generation oxidation product of the included monoterpenes, i.e.

$$J_1 = k * [H_2SO_4][HOM_{nuc}],$$

where HOM_{nuc} was formed with a molar yield of 10⁻⁵ for each monoterpene reacted with OH (Roldin et al., 2015). The kinetic coefficient (*k*-value) was set for each case to achieve the highest correlation compared to the measured newly formed particles. Organic compounds with pure liquid saturation vapor pressure less than 0.01 Pa were chosen as condensing vapors in UHMA. The saturation vapor pressures of organic compounds in MCMv3.3.1 were estimated with the group contribution method by Nannoolal et al. (2008) using the UManSysProp online system (Topping et al., 2016). The saturation vapor pressures of HOMs were calculated by SIMPOL (Pankow and Asher, 2008) as Nannoolal et al. (2008) method produces unrealistic estimates of vapor pressures for multifunctional HOMs containing hydroperoxide or peroxy acid group (Kurtén et al., 2016). H₂SO₄ was treated as a non-volatile condensing vapor, which generally is a reasonable assumption at typical atmospheric relative humidity and NH₃ levels (Tsagkogeorgas et al., 2017).

The coagulation process, dry deposition process and the dilution of aerosol number concentration caused by boundary layer evolution were estimated in the model as well. [Further details about MATLE model can be found in Appendix B of the supplement.](#)

5 The measurement variables, i.e. meteorological conditions (e.g. air temperature, relative humidity, pressure and radiation), trace gases concentrations (e.g. SO₂, O₃, NO, NO₂, CO) and VOCs (e.g. ethylene, ethane, propane, acetone, methyl vinyl ketone, n-Butane, benzene, toluene, o-/m-xylene, 1,2,3/1,2,4-trimethylbenzene, ethylbenzene, isoprene and monoterpenes), were input into the MALTE-BOX model every 10 min. As monoterpenes were not measured by GC-MS at SORPES, monoterpene concentrations at SORPES were simulated using WRF-Chem, following the method of Huang et al. (2016), in which it was
10 shown that the MALTE-BOX model worked well in NPF simulation with WRF-Chem output of VOCs. The measured aerosol number size distribution was read into the model during the first five hours. The chemistry scheme was run with a spin up time of 24 hours, in order to achieve a realistic gas-phase composition before the aerosol module was switched on.

3 Results

15 3.1 Comparisons of NPF at SMEAR II and SORPES

According to long-term observations, the frequency of NPF at SMEAR II is 23%, with highest value in spring months (about 40-50%) (Nieminen et al., 2014). Although the concentration of pre-existing particles is high, which inhibit NPF, the NPF occurs even more frequently in Chinese megacities such as Nanjing. The frequency of NPF at SORPES is 44%, with highest value also in spring month (55%) (Qi et al., 2015).
20 As shown in Table 1, the averaged formation rate of 6 nm particles (J_6) at SMEAR II is 0.3 cm⁻³s⁻¹ while the J_6 at SORPES is 2.3 cm⁻³s⁻¹ in average, which is almost 8 times higher than at SMEAR II. The growth rate of 6-30 nm particles (GR) is also higher at SORPES, with 4.5 nm/h at SMEAR II compared to 8.7 nm/h at SORPES in average.

The environmental conditions during NPF at the two sites are substantially different. Firstly, the pre-existing particle loading is much higher at SORPES than at SMEAR II. The CS at SORPES is almost 20
25 times higher than at SMEAR II (Table 1). High CS tends to inhibit the occurrence of NPF because of the scavenging of cluster and the loss of gas-phase low-volatility compounds (Kulmala et al., 2017). Secondly, the concentrations of atmospheric oxidant such as ozone are higher at SORPES (Table 1). Moreover, the concentrations of OH and NO₃ radical in YRD urban area of China are higher than the clean area (Wang et al., 2013a; Nan et al., 2017).
30 [Thirdly, the concentrations of anthropogenic pollutants and biogenic volatile organic compounds are distinctly different at the two stations.](#) As an important gas precursor of NPF, the SO₂ concentration at SORPES is almost 50 times higher than at SMEAR II (Table 1). The concentration of

NO_x, which is believed to suppress the NPF by reacting with peroxy radicals (Wildt et al., 2014), is also much higher at SORPES. The concentrations of anthropogenic volatile organic compounds (AVOCs) are much higher at SORPES while the biogenic volatile organic compounds (BVOCs) concentrations (e.g. monoterpene and isoprene etc.) are higher at SMEAR II (Hakola et al., 2012; Xu et al., 2017). Given such high anthropogenic VOCs at SORPES, anthropogenic SOA is one of the most important SOA in polluted area like SORPES (Hu et al., 2017). As the biogenic VOCs emissions are quite high in South China (Fig. 1b), biogenic SOA formation might be also important at SORPES through the interactions between biogenic and anthropogenic emissions especially when the air masses are from South China under specific synoptic weather (Zhang et al., 2017; Carlton et al., 2009; Zhang et al., 2016). In addition, the meteorological parameters during NPF at two sites are also different. Based on the statistics of 1-year data provided in Table 1, the global radiation and temperature is higher and relative humidity is lower at SORPES than at SMEAR II during the NPF events.

To in depth study the differences of NPF at SMEAR II and SORPES, the four NPF days and one non-NPF day at each site were chosen for simulations with MALTE-BOX (Table 2). Besides the differences of NPF parameters and environmental conditions at the two sites described above, monoterpene and benzene concentrations on each day at the two sites are tabulated in Table 2. Because of the high monoterpene emissions in southern China (Fig 1), the monoterpene concentrations are relatively high at SORPES especially when the air masses origin from south. The averaged monoterpene concentration on chosen days is 0.05 ppbv at SORPES compared to 0.13 ppbv at SMEAR II. As a sub-urban site, the anthropogenic VOCs (e.g. benzene, Table 2) are higher at SORPES than at SMEAR II, with 0.54 ppbv of benzene concentration at SORPES compared to 0.06 ppbv at SMEAR II in average. The averaged concentration of aromatics (including benzene, toluene, o-/m-xylene, 1,2,3/1,2,4-trimethylbenzene, ethylbenzene) at SORPES on chosen days was 1.2 ppbv.

3.2 The differences of simulated condensing vapors at two sites

As shown in Fig 2a, similar to previous studies (Zhou et al., 2014), the model underestimates the concentrations of sulfuric acid at SMEAR II especially at night. The reasons for this discrepancy could be that there are other oxidants besides OH and Criegee Intermediate radicals lead to the formation of sulfuric acid (Boy et al., 2013). Because of the detection limit of the CI-API-TOF, the HOM non-nitrate monomers, dimers and organonitrates presented in Figs. 2b-d contain 7-14, 8-17, 7-14 oxygen atoms, respectively. The model predicts the measured diurnal cycle of HOM non-nitrate monomers at SMEAR II with good agreement. For HOM dimers, the simulated concentrations are higher than the measurements at night while slightly lower at daytime when the NPF events occur. For HOM organonitrate, although matching well with measurements at daytime, the simulation results have stronger diurnal pattern, with much lower

concentrations than measurements at night. In general, the normalized mean bias (NMB) values of sulfuric acid, HOM non-nitrate monomers, dimers, organonitrates and total HOM are -63.0%, 11.1%, 174.3%, 8.0% and 38.3%, respectively. Considering the uncertainties of the CI-API-TOF in measuring gas HOM (estimated uncertainty up to a factor of 2-3) and the many unknowns in their formations, the model provides an acceptable agreement between simulated and measured vapor concentrations.

Although no measurements of sulfuric acid and HOM are conducted at SORPES, a comparison of the simulated gas vapors concentrations at two sites can help us to qualitatively understand the differences between the boreal forest and polluted areas in China. As shown in Fig. 2a, the simulated sulfuric acid at SORPES is one order of magnitude higher than at SMEAR II at daytime. The high value of sulfuric acid is mainly related to the extremely high SO₂ concentrations and high atmospheric oxidation capacity at SORPES. Such high simulated sulfuric acid concentration is consistent with the measurements conducted in other urban sites in China, e.g. about 10⁷ #/cm³ in Beijing (Wang et al., 2013b). The simulated HOM non-nitrate monomer concentrations from monoterpene oxidation are lower at SORPES (Fig. 2b) because of low values of monoterpene concentrations and high condensation sink. The simulated HOM dimer concentrations are much lower at SORPES than at SMEAR II while HOM organonitrate concentrations at SORPES are one order of magnitude higher than at SMEAR II (Fig. 2c, d). It is mainly because high NO concentrations at SORPES suppress the HOM dimer formation but contribute to the formation of HOM organonitrates.

The simulated HOM monomer, dimer and organonitrate concentrations presented in Fig. 2 only refer to the HOM formed from monoterpene oxidation as which has been believed to be one of the main sources of HOM and was considered in the MALTE-BOX (Ehn et al., 2014). However, recent lab experiment shows that the aromatic hydrocarbons (e.g. benzene, toluene, o-/m-/p-xylene, 1,3,5-/1,2,3-/1,2,4-trimethylbenzene) oxidized by OH can lead to a subsequent autoxidation chain reaction forming HOM, which is believed to contribute substantially to NPF in urban area (Molteni et al., 2016). Therefore, according to Molteni et al. (2016), a HOM molar yield of 3% for the OH oxidation of the aromatic species was assumed and added into the MCMv3.3.1. The contributions of aromatics oxidation to the HOM can be ignored in the remote boreal forest because of extremely low aromatics concentrations. However, as shown in Fig 3, the HOM from aromatics oxidation at SORPES can be above 10⁸ #/cm³, which is about one magnitude higher than HOM from monoterpene oxidation. HOM concentration from aromatics oxidation on NPF days is obviously higher than non-event days, reflecting an important role of HOM in NPF. Such high concentration of HOM from aromatics oxidation is caused by the high levels of aromatics and OH radical in the polluted urban environment and may contribute substantially to the SOA formation.

3.3 The simulations of aerosol size distributions at two sites

Figure 4 shows the variations of measured and simulated aerosol number size distribution at SMEAR II and SORPES. The kinetic coefficients (k -value) on each day at both sites (tuned to cover the observed particle formation rates) is texted in Fig 4b and 4d. For the SMEAR II site, the model can capture both the NPF events and non-NPF events with same k -value, i.e. $1 \times 10^{-18} \text{ m}^3 \text{ s}^{-1}$. Comparing the observed and simulated formation rates of 6 nm particles at SMEAR II (Table 3), the model underestimated the formation rate on 1 May, 2013 but overestimated the formation on other NPF days. During event days, more than one banana shape was simulated at SMEAR II, which is mainly because of the multi-peaks of simulated sulfuric acid. For SORPES station, the k -value is higher than at SMEAR II in average and with more discrepancies. The k -value on 22 September, 2014 is more similar with the value at SMEAR II but much lower than other chosen days. The variations of the k -values can reflect the variability of other unaccounted compounds involved in the particle or cluster formation and initial growth (Kuang et al., 2008). **The much higher k -values at SORPES except on 22 September, 2014 reflects that other compounds, probably oxidation products of anthropogenic pollutants, can also involve in the nucleation.** Moreover, the model cannot simulate the high formation rates observed at SORPES except on 22 September, 2014 (Table 3).

For simulations at SORPES station, the brief formation mechanisms of HOM from aromatics were added in the MCM and the saturation vapor pressure of HOM were calculated by SIMPOL. However, even if we decrease the pure liquid saturation vapor pressures of HOM from aromatics oxidation with 2 orders of magnitude, the model **significantly** underestimates the growth during the event days, except on 22 September, 2014. The simulated growth rates on 22 and 24 September, 4 and 6 October are 7.8, 3.3, 2.8 and 2.8 nm/h, compared to the observed growth rates with 9.9, 16.2, 14.9 and 12.9 nm/h, respectively (Table 3). These results indicate that under polluted environmental condition there must be some other important gas vapors that are not accounted for in the model that contributes to the growth. Tao et al. (2016) found that heterogeneous uptake of amines can effectively contribute to particle growth of newly formed particles in polluted YRD area of China. **Heterogeneous uptake of amines hasn't been included in the MALTE-BOX and might be one of the possible reasons of the underestimation of growth rate.** Comparing the averaged observed and simulated number size distribution (Fig 5), the simulated aerosol size distributions were in good agreement with measurements at SMEAR II, but the simulated number concentrations in the size range below 200 nm at SORPES are extremely lower than the observation. One reason is that primary particle emission is an important source of ultrafine particles in urban areas (Qi et al., 2015), but not accounted in the model. Another reason is that current chemistry mechanisms and the accounted VOCs in the model dramatically underestimate secondary organic aerosol (SOA) formation in polluted area. **Besides the monoterpene formed SOA, the MALTE-BOX model also considers the isoprene and anthropogenic**

SOA. However, the mechanisms of SOA formation, especially for the anthropogenic SOA, are still unclear and other unconsidered anthropogenic gas vapors in the modelling studies may also contribute to the SOA formation.

5 Only the NPF event on 22 September, 2014 was simulated in good agreement with measurement because this day had the lowest condensation sink and highest aromatics concentrations among the chosen NPF cases at SORPES. Fig. 6 presents the footprints of all the cases at SORPES. The air mass on 22 September, 2014 was from marine area. Previous study shows that these marine air masses have the lowest accumulation mode particles concentrations and therefore the NPF occurs frequently (Qi et al., 2015). Although having the lowest condensation sink, the aromatics concentration on this day was still quite high, 10 which was most probably emitted from local petrochemical industrial area. The air masses on 24 September and 6 October were from North China and brought air pollutants to Nanjing (Figs. 6b, 6e). On 4 October, it had similar retroplumes with those on 22 September but with more local origin (Fig. 6). Holiday effects in China (National Holiday with more family vacations during 1-7 October) caused the high NO_x and anthropogenic VOCs concentrations on this day (Xu et al., 2017). The formation and growth of NPF were 15 suppressed by high NO_x concentration and therefore cannot be simulated by current MALTE-BOX model.

3.4 The differences of relative contributions of precursor vapors to growth at two sites

Figure 7 shows the averaged relative contributions of precursor vapors to the growth of sub-100 nm particles from 9:00 to 15:00 LT during the four chosen NPF days at SMEAR II and on 22 September, 2014 at SORPES. Only the NPF event on 22 September, 2014 was presented at SORPES because current MALTE- 20 BOX model can only capture the shape of NPF on this day. At SMEAR II, the growth of ultrafine particles was dominated by HOM from monoterpene oxidation, which is consistent with the previous study by Ehn et al. (2014). HOM monomers contribute most to the growth at SMEAR II as they have high concentrations and relatively low saturation vapor pressures.

The relative contributions of precursor vapors to the growth of particles at SORPES are quite different 25 with those at SMEAR II. First, through the higher gas-phase sulfuric acid concentration at SORPES (as shown in Fig 2), sulfuric acid has huge contributions to the growth of ultrafine particles at SORPES while playing a minor role in the growth at SMEAR II. Second, high NO concentration at SORPES switches the formation of HOM non-nitrate monomers and dimers to the formation of HOM organonitrates. As under the same oxygen to carbon ratio the saturation vapor pressures of organonitrates were higher than non- 30 nitrate monomers and dimers, the HOMs from monoterpene oxidation contribute less to the growth at SORPES in general. Third, at SORPES, HOM from aromatics oxidation play a dominant role in the growth

of ultrafine particles because of high aromatics concentrations. Dai et al. (2017) conducted the simultaneous measurements near a petrochemical industrial area in Nanjing and found that the anthropogenic VOCs have significant contributions to both the nucleation and the growth. This is also consistent with the previous study at SORPES that higher growth rates were observed when the air masses were from the YRD area with high anthropogenic VOCs emissions (Qi et al., 2015).

4 Conclusions

Higher frequency, formation rates and growth rates of new particle formation (NPF) events were observed at SORPES, a sub-urban site in eastern China, compared to SMEAR II, a boreal forest site in Finland. To quantitatively understand the differences of NPF at the two sites, the condensing vapors (i.e. sulfuric acid and HOM) and particle number size distributions were simulated by a new version of MALTE-BOX model with the comprehensive HOM formation mechanism based on monoterpene oxidation and simplified mechanism of HOM formation from aromatics oxidation.

The model was proved to work well on simulating the sulfuric acid and HOM from monoterpene oxidation by comparing them with measurements at SMEAR II. Comparing the simulated sulfuric acid and HOM from monoterpene oxidation at two sites, the sulfuric acid and HOM organonitrate concentrations were much higher while the concentrations of HOM non-nitrate monomers and dimers are lower at SORPES than at SMEAR II. High concentration of HOM from aromatics oxidation were simulated at SORPES. The differences of gas vapors (sulfuric and HOM) at two sites are mainly because the substantially higher SO₂, NO, aromatics concentration and condensation sink at SORPES. The model can simulate the particle number size distributions on NPF and non-NPF days with same kinetic coefficient at SMEAR II. However, the *k*-value is more divergent at SORPES, which means the mechanism of nucleation at polluted urban is more complicated. HOM from monoterpene oxidation contribute more to the growth at SMEAR II while the sulfuric acid and HOM from aromatics play dominant roles in the growth of newly formed particles at SORPES. This study highlights that sulfuric acid and HOM concentration and their relative contributions to the growth are distinct at different environmental conditions.

In summary, this study gives an example comparing the simulations of NPF and particle growth in different environmental conditions using the MALTE-BOX models with advanced chemical mechanisms. This study demonstrates that the current model has limited capacity in reproducing NPF and the growth rate in polluted environments like eastern China. To improve the understanding of NPF and SOA formation in the polluted environment, intensive even long-term field measurements of HOM by CI-APi-TOF, combined with various measurements of gaseous precursors, oxidants, clusters and aerosol particles are

needed in the future. Further developments of the box model based on more quantitative chamber studies are also needed. These efforts will help build a universal chemical mechanism applicable for different (either clean or polluted, anthropogenic or biogenic dominated) environment conditions in the world, and further improve the capability of global air quality and climate models.

5

Data availability. The data of SMEAR II station (including meteorological, trace gas, VOCs, aerosol size distribution) are available at <https://avaa.tdata.fi/web/smart>, and data of SORPES (meteorological, trace gas, VOCs, aerosol size distribution) are available upon request from the corresponding author before the SORPES database are opened publicly. Emission data are available at http://eccad.sedoo.fr/eccad_extract_interface/.

Acknowledgments. This study was supported by Ministry of Science and Technology of China (2016YFC0200500; 2016YFC0202000), the National Natural Science Foundation of China (41725020, 41505109, 41675145, 91544231), Kunshan municipal scientific project (KD2016005), the European Research Council (ERC) under the European Union's Horizon 2020 research and innovation program (grant agreement number 638703(COALA), 742206 (ATM-GTP) and 227463 (ATMNUCLE)), and the Academy of Finland Center of Excellence program (272041). The numerical modeling was carried out on the Blade cluster system in the High-Performance Computing & Massive Data Center (HPC&MDC) of School of Atmospheric Sciences, Nanjing University. The authors would like to thank the CSC-China Scholarship Council for the joint Ph.D. grant and thank Dr. Theo C. Kurten for suggestions on the paper.

20

References

- Boy, M., Hellmuth, O., Korhonen, H., Nilsson, E. D., ReVelle, D., Turnipseed, A., Arnold, F., and Kulmala, M.: MALTE - model to predict new aerosol formation in the lower troposphere, *Atmos. Chem. Phys.*, 6, 4499-4517, 2006.
- 25 Boy, M., Bonn, B., Kazil, J., Lovejoy, N., Turnipseed, A., Greenberg, J., Karl, T., Mauldin, L., Kuciuch, E., Smith, J., Barsanti, K., Guenther, A., Wehner, B., Hellmuth, O., Siebert, H., Bauer, S., Wiedensohler, A., and Kulmala, M.: Relevance of Several Nucleation Theories in Different Environments, in: *Nucleation and Atmospheric Aerosols: 17th International Conference, Galway, Ireland, 2007*, edited by: O'Dowd, C. D., and Wagner, P. E., Springer Netherlands, Dordrecht, 87-91, 2007.
- 30 Boy, M., Kazil, J., Lovejoy, E. R., Guenther, A., and Kulmala, M.: Relevance of ion-induced nucleation of sulfuric acid and water in the lower troposphere over the boreal forest at northern latitudes, *Atmospheric Research*, 90, 151-158, 10.1016/j.atmosres.2008.01.002, 2008.

- Boy, M., Mogensen, D., Smolander, S., Zhou, L., Nieminen, T., Paasonen, P., Plass-Dülmer, C., Sipilä, M., Petäjä, T., Mauldin, L., Berresheim, H., and Kulmala, M.: Oxidation of SO₂ by stabilized Criegee intermediate (sCI) radicals as a crucial source for atmospheric sulfuric acid concentrations, *Atmos. Chem. Phys.*, 13, 3865-3879, 10.5194/acp-13-3865-2013, 2013.
- 5 Carlton, A. G., Wiedinmyer, C., and Kroll, J. H.: A review of Secondary Organic Aerosol (SOA) formation from isoprene, *Atmos. Chem. Phys.*, 9, 4987-5005, 10.5194/acp-9-4987-2009, 2009.
- Dai, L., Wang, H., Zhou, L., An, J., Tang, L., Lu, C., Yan, W., Liu, R., Kong, S., and Chen, M.: Regional and local new particle formation events observed in the Yangtze River Delta region, China, *Journal of Geophysical Research: Atmospheres*, 122, 2389-2402, 2017.
- 10 Dal Maso, M., Kulmala, M., Riipinen, I., Wagner, R., Hussein, T., Aalto, P. P., and Lehtinen, K. E. J.: Formation and growth of fresh atmospheric aerosols: eight years of aerosol size distribution data from SMEAR II, Hyytiälä, Finland, *Boreal Environment Research*, 10, 323-336, 2005.
- Damian, V., Sandu, A., Damian, M., Potra, F., and Carmichael, G. R.: The kinetic preprocessor KPP - a software environment for solving chemical kinetics, *Computers & Chemical Engineering*, 26, 1567-1579, 10.1016/s0098-15
15 1354(02)00128-x, 2002.
- Ding, A. J., Fu, C. B., Yang, X. Q., Sun, J. N., Zheng, L. F., Xie, Y. N., Herrmann, E., Nie, W., Petaja, T., Kerminen, V. M., and Kulmala, M.: Ozone and fine particle in the western Yangtze River Delta: an overview of 1 yr data at the SORPES station, *Atmos. Chem. Phys.*, 13, 5813-5830, 10.5194/acp-13-5813-2013, 2013.
- Ding, A. J., Nie, W., Huang, X., Chi, X., Sun, J., Kerminen, V.-M., Xu, Z., Guo, W., Petäjä, T., Yang, X., Kulmala, M., and Fu, C.: Long-term observation of air pollution-weather/climate interactions at the SORPES station: a review and outlook, *Frontiers of Environmental Science & Engineering*, 10, 15, 10.1007/s11783-016-0877-3, 20
20 2016.
- Ehn, M., Thornton, J. A., Kleist, E., Sipilä, M., Junninen, H., Pullinen, I., Springer, M., Rubach, F., Tillmann, R., Lee, B., Lopez-Hilfiker, F., Andres, S., Acir, I. H., Rissanen, M., Jokinen, T., Schobesberger, S., Kangasluoma, J., Kontkanen, J., Nieminen, T., Kurten, T., Nielsen, L. B., Jorgensen, S., Kjaergaard, H. G., Canagaratna, M., Dal Maso, M., Berndt, T., Petaja, T., Wahner, A., Kerminen, V. M., Kulmala, M., Worsnop, D. R., Wildt, J., and Mentel, T. F.: A large source of low-volatility secondary organic aerosol, *Nature*, 506, 476-+, 10.1038/nature13032, 2014.
- Granier, C., Bessagnet, B., Bond, T., D'Angiola, A., van Der Gon, H. D., Frost, G. J., Heil, A., Kaiser, J. W., Kinne, S., and Klimont, Z.: Evolution of anthropogenic and biomass burning emissions of air pollutants at global and regional scales during the 1980–2010 period, *Climatic Change*, 109, 163, 2011.
- 30 Guo, S., Hu, M., Zamora, M. L., Peng, J. F., Shang, D. J., Zheng, J., Du, Z. F., Wu, Z., Shao, M., Zeng, L. M., Molina, M. J., and Zhang, R. Y.: Elucidating severe urban haze formation in China, *Proceedings of the National Academy of Sciences of the United States of America*, 111, 17373-17378, 10.1073/pnas.1419604111, 2014.
- 35 Hakola, H., Hellén, H., Hemmilä, M., Rinne, J., and Kulmala, M.: In situ measurements of volatile organic compounds in a boreal forest, *Atmos. Chem. Phys.*, 12, 11665-11678, 2012.

- Hari, P., Nikinmaa, E., Pohja, T., Siivola, E., Bäck, J., Vesala, T., and Kulmala, M.: Station for Measuring Ecosystem-Atmosphere Relations: SMEAR, in: *Physical and Physiological Forest Ecology*, edited by: Hari, P., Heliövaara, K., and Kulmala, L., Springer Netherlands, Dordrecht, 471-487, 2013.
- Hu, J. L., Wang, P., Ying, Q., Zhang, H. L., Chen, J. J., Ge, X. L., Li, X. H., Jiang, J. K., Wang, S. X., Zhang, J., Zhao, Y., and Zhang, Y. Y.: Modeling biogenic and anthropogenic secondary organic aerosol in China, *Atmos. Chem. Phys.*, 17, 77-92, 10.5194/acp-17-77-2017, 2017.
- Huang, X., Zhou, L. X., Ding, A. J., Qi, X. M., Nie, W., Wang, M. H., Chi, X. G., Petaja, T., Kerminen, V. M., Roldin, P., Rusanen, A., Kulmala, M., and Boy, M.: Comprehensive modelling study on observed new particle formation at the SORPES station in Nanjing, China, *Atmos. Chem. Phys.*, 16, 2477-2492, 10.5194/acp-16-2477-2016, 2016.
- Jokinen, T., Berndt, T., Makkonen, R., Kerminen, V. M., Junninen, H., Paasonen, P., Stratmann, F., Herrmann, H., Guenther, A. B., Worsnop, D. R., Kulmala, M., Ehn, M., and Sipila, M.: Production of extremely low volatile organic compounds from biogenic emissions: Measured yields and atmospheric implications, *Proceedings of the National Academy of Sciences of the United States of America*, 112, 7123-7128, 10.1073/pnas.1423977112, 2015.
- Kivekas, N., Sun, J., Zhan, M., Kerminen, V. M., Hyvarinen, A., Komppula, M., Viisanen, Y., Hong, N., Zhang, Y., Kulmala, M., Zhang, X. C., Deli, G., and Lihavainen, H.: Long term particle size distribution measurements at Mount Waliguan, a high-altitude site in inland China, *Atmos. Chem. Phys.*, 9, 5461-5474, 2009.
- Korhonen, H., Lehtinen, K. E. J., and Kulmala, M.: Multicomponent aerosol dynamics model UHMA: model development and validation, *Atmos. Chem. Phys.*, 4, 757-771, 10.5194/acp-4-757-2004, 2004.
- Kuang, C., McMurry, P. H., McCormick, A. V., and Eisele, F. L.: Dependence of nucleation rates on sulfuric acid vapor concentration in diverse atmospheric locations, *Journal of Geophysical Research-Atmospheres*, 113, 9, 10.1029/2007jd009253, 2008.
- Kulmala, M., Vehkamäki, H., Petaja, T., Dal Maso, M., Lauri, A., Kerminen, V. M., Birmili, W., and McMurry, P. H.: Formation and growth rates of ultrafine atmospheric particles: a review of observations, *Journal of Aerosol Science*, 35, 143-176, 10.1016/j.jaerosci.2003.10.003, 2004.
- Kulmala, M., and Kerminen, V. M.: On the formation and growth of atmospheric nanoparticles, *Atmospheric Research*, 90, 132-150, 10.1016/j.atmosres.2008.01.005, 2008.
- Kulmala, M., Kontkanen, J., Junninen, H., Lehtipalo, K., Manninen, H. E., Nieminen, T., Petaja, T., Sipila, M., Schobesberger, S., Rantala, P., Franchin, A., Jokinen, T., Jarvinen, E., Aijala, M., Kangasluoma, J., Hakala, J., Aalto, P. P., Paasonen, P., Mikkilä, J., Vanhanen, J., Aalto, J., Hakola, H., Makkonen, U., Ruuskanen, T., Mauldin, R. L., Duplissy, J., Vehkamäki, H., Bäck, J., Kortelainen, A., Riipinen, I., Kurten, T., Johnston, M. V., Smith, J. N., Ehn, M., Mentel, T. F., Lehtinen, K. E. J., Laaksonen, A., Kerminen, V. M., and Worsnop, D. R.: Direct Observations of Atmospheric Aerosol Nucleation, *Science*, 339, 943-946, 10.1126/science.1227385, 2013.
- Kulmala, M., Petaja, T., Ehn, M., Thornton, J., Sipila, M., Worsnop, D. R., and Kerminen, V. M.: Chemistry of Atmospheric Nucleation: On the Recent Advances on Precursor Characterization and Atmospheric Cluster

- Composition in Connection with Atmospheric New Particle Formation, *Annual Review of Physical Chemistry*, Vol 65, 65, 21-37, 10.1146/annurev-physchem-040412-110014, 2014.
- 5 Kulmala, M., Lappalainen, H. K., Petaja, T., Kurten, T., Kerminen, V. M., Viisanen, Y., Hari, P., Sorvari, S., Back, J., Bondur, V., Kasimov, N., Kotlyakov, V., Matvienko, G., Baklanov, A., Guo, H. D., Ding, A., Hansson, H. C., and Zilitinkevich, S.: Introduction: The Pan-Eurasian Experiment (PEEX) - multidisciplinary, multiscale and multicomponent research and capacity-building initiative, *Atmos. Chem. Phys.*, 15, 13085-13096, 10.5194/acp-15-13085-2015, 2015.
- 10 Kulmala, M., Kerminen, V. M., Petaja, T., Ding, A. J., and Wang, L.: Atmospheric gas-to-particle conversion: why NPF events are observed in megacities?, *Faraday Discussions*, 200, 271-288, 10.1039/c6fd00257a, 2017.
- 10 Kurtén, T., Tiusanen, K., Roldin, P., Rissanen, M., Luy, J.-N., Boy, M., Ehn, M., and Donahue, N.: α -Pinene autoxidation products may not have extremely low saturation vapor pressures despite high O: C ratios, *The Journal of Physical Chemistry A*, 120, 2569-2582, 2016.
- 15 Lappalainen, H. K., Kerminen, V. M., Petaja, T., Kurten, T., Baklanov, A., Shvidenko, A., Back, J., Vihma, T., Alekseychik, P., Andreae, M. O., Arnold, S. R., Arshinov, M., Asmi, E., Belan, B., Bobylev, L., Chalov, S., Cheng, Y. F., Chubarova, N., de Leeuw, G., Ding, A. J., Dobrolyubov, S., Dubtsov, S., Dyukarev, E., Elansky, N., Eleftheriadis, K., Esau, I., Filatov, N., Flint, M., Fu, C. B., Glezer, O., Gliko, A., Heimann, M., Holtslag, A. A. M., Horrak, U., Janhunen, J., Juhola, S., Jarvi, L., Jarvinen, H., Kanukhina, A., Konstantinov, P., Kotlyakov, V., Kieloaho, A. J., Komarov, A. S., Kujansuu, J., Kukkonen, I., Duplissy, E. M., Laaksonen, A., Laurila, T., Lihavainen, H., Lisitzin, A., Mahura, A., Makshtas, A., Mareev, E., Mazon, S., Matishov, D., Melnikov, V.,
- 20 Mikhailov, E., Moisseev, D., Nigmatulin, R., Noe, S. M., Ojala, A., Pihlatie, M., Popovicheva, O., Pumpanen, J., Regerand, T., Repina, I., Shcherbinin, A., Shevchenko, V., Sipila, M., Skorokhod, A., Spracklen, D. V., Su, H., Subetto, D. A., Sun, J. Y., Terzhevik, A. Y., Timofeyev, Y., Troitskaya, Y., Tynkkynen, V. P., Kharuk, V. I., Zaytseva, N., Zhang, J. H., Viisanen, Y., Vesala, T., Hari, P., Hansson, H. C., Matvienko, G. G., Kasimov, N. S., Guo, H. D., Bondur, V., Zilitinkevich, S., and Kulmala, M.: Pan-Eurasian Experiment (PEEX): towards a holistic
- 25 understanding of the feedbacks and interactions in the land-atmosphere-ocean-society continuum in the northern Eurasian region, *Atmos. Chem. Phys.*, 16, 14421-14461, 10.5194/acp-16-14421-2016, 2016.
- Merikanto, J., Spracklen, D. V., Mann, G. W., Pickering, S. J., and Carslaw, K. S.: Impact of nucleation on global CCN, *Atmos. Chem. Phys.*, 9, 8601-8616, 10.5194/acp-9-8601-2009, 2009.
- 30 Molteni, U., Bianchi, F., Klein, F., El Haddad, I., Frege, C., Rossi, M. J., Dommen, J., and Baltensperger, U.: Formation of highly oxygenated organic molecules from aromatic compounds, *Atmos. Chem. Phys. Discuss.*, 2016, 1-39, 10.5194/acp-2016-1126, 2016.
- Nan, J., Wang, S., Guo, Y., Xiang, Y., and Zhou, B.: Study on the daytime OH radical and implication for its relationship with fine particles over megacity of Shanghai, China, *Atmospheric Environment*, 154, 167-178, 2017.
- 35 Nannoolal, Y., Rarey, J., and Ramjugernath, D.: Estimation of pure component properties: Part 3. Estimation of the vapor pressure of non-electrolyte organic compounds via group contributions and group interactions, *Fluid Phase Equilibria*, 269, 117-133, 2008.

- Nieminen, T., Asmi, A., Dal Maso, M., Aalto, P. P., Keronen, P., Petäjä, T., Kulmala, M., and Kerminen, V.-M.: Trends in atmospheric new-particle formation: 16 years of observations in a boreal-forest environment, 2014.
- Ortega, I. K., Suni, T., Boy, M., Gronholm, T., Manninen, H. E., Nieminen, T., Ehn, M., Junninen, H., Hakola, H., Hellen, H., Valmari, T., Arvela, H., Zegelin, S., Hughes, D., Kitchen, M., Cleugh, H., Worsnop, D. R., Kulmala, M., and Kerminen, V. M.: New insights into nocturnal nucleation, *Atmos. Chem. Phys.*, 12, 4297-4312, 10.5194/acp-12-4297-2012, 2012.
- Öström, E., Putian, Z., Schurgers, G., Mishurov, M., Kivekäs, N., Lihavainen, H., Ehn, M., Rissanen, M. P., Kurtén, T., Boy, M., Swietlicki, E., and Roldin, P.: Modeling the role of highly oxidized multifunctional organic molecules for the growth of new particles over the boreal forest region, *Atmos. Chem. Phys.*, 17, 8887-8901, 10.5194/acp-17-8887-2017, 2017.
- Pankow, J. F., and Asher, W. E.: SIMPOL.1: a simple group contribution method for predicting vapor pressures and enthalpies of vaporization of multifunctional organic compounds, *Atmos. Chem. Phys.*, 8, 2773-2796, 10.5194/acp-8-2773-2008, 2008.
- Petäjä, T., Mauldin, I. R. L., Kosciuch, E., McGrath, J., Nieminen, T., Paasonen, P., Boy, M., Adamov, A., Kotiaho, T., and Kulmala, M.: Sulfuric acid and OH concentrations in a boreal forest site, *Atmos. Chem. Phys.*, 9, 7435-7448, 10.5194/acp-9-7435-2009, 2009.
- Qi, X. M., Ding, A. J., Nie, W., Petaja, T., Kerminen, V. M., Herrmann, E., Xie, Y. N., Zheng, L. F., Manninen, H., Aalto, P., Sun, J. N., Xu, Z. N., Chi, X. G., Huang, X., Boy, M., Virkkula, A., Yang, X. Q., Fu, C. B., and Kulmala, M.: Aerosol size distribution and new particle formation in the western Yangtze River Delta of China: 2 years of measurements at the SORPES station, *Atmos. Chem. Phys.*, 15, 12445-12464, 10.5194/acp-15-12445-2015, 2015.
- Riccobono, F., Schobesberger, S., Scott, C. E., Dommen, J., Ortega, I. K., Rondo, L., Almeida, J., Amorim, A., Bianchi, F., Breitenlechner, M., David, A., Downard, A., Dunne, E. M., Duplissy, J., Ehrhart, S., Flagan, R. C., Franchin, A., Hansel, A., Junninen, H., Kajos, M., Keskinen, H., Kupc, A., Kurten, A., Kvashin, A. N., Laaksonen, A., Lehtipalo, K., Makhmutov, V., Mathot, S., Nieminen, T., Onnela, A., Petaja, T., Praplan, A. P., Santos, F. D., Schallhart, S., Seinfeld, J. H., Sipila, M., Spracklen, D. V., Stozhkov, Y., Stratmann, F., Tome, A., Tsagkogeorgas, G., Vaattovaara, P., Viisanen, Y., Vrtala, A., Wagner, P. E., Weingartner, E., Wex, H., Wimmer, D., Carslaw, K. S., Curtius, J., Donahue, N. M., Kirkby, J., Kulmala, M., Worsnop, D. R., and Baltensperger, U.: Oxidation Products of Biogenic Emissions Contribute to Nucleation of Atmospheric Particles, *Science*, 344, 717-721, 10.1126/science.1243527, 2014.
- Roldin, P., Liao, L., Mogensen, D., Dal Maso, M., Rusanen, A., Kerminen, V. M., Mentel, T. F., Wildt, J., Kleist, E., Kiendler-Scharr, A., Tillmann, R., Ehn, M., Kulmala, M., and Boy, M.: Modelling the contribution of biogenic volatile organic compounds to new particle formation in the Julich plant atmosphere chamber, *Atmos. Chem. Phys.*, 15, 10777-10798, 10.5194/acp-15-10777-2015, 2015.
- Schobesberger, S., Junninen, H., Bianchi, F., Lonn, G., Ehn, M., Lehtipalo, K., Dommen, J., Ehrhart, S., Ortega, I. K., Franchin, A., Nieminen, T., Riccobono, F., Hutterli, M., Duplissy, J., Almeida, J., Amorim, A., Breitenlechner, M., Downard, A. J., Dunne, E. M., Flagan, R. C., Kajos, M., Keskinen, H., Kirkby, J., Kupc, A.,

- Kurten, A., Kurten, T., Laaksonen, A., Mathot, S., Onnela, A., Praplan, A. P., Rondo, L., Santos, F. D., Schallhart, S., Schnitzhofer, R., Sipila, M., Tome, A., Tsagkogeorgas, G., Vehkamäki, H., Wimmer, D., Baltensperger, U., Carslaw, K. S., Curtius, J., Hansel, A., Petaja, T., Kulmala, M., Donahue, N. M., and Worsnop, D. R.: Molecular understanding of atmospheric particle formation from sulfuric acid and large oxidized organic molecules, *Proceedings of the National Academy of Sciences of the United States of America*, 110, 17223-17228, 10.1073/pnas.1306973110, 2013.
- 5
- Shen, X. J., Sun, J. Y., Zhang, Y. M., Wehner, B., Nowak, A., Tuch, T., Zhang, X. C., Wang, T. T., Zhou, H. G., Zhang, X. L., Dong, F., Birmili, W., and Wiedensohler, A.: First long-term study of particle number size distributions and new particle formation events of regional aerosol in the North China Plain, *Atmos. Chem. Phys.*, 11, 1565-1580, 10.5194/acp-11-1565-2011, 2011.
- 10
- Sihto, S. L., Mikkilä, J., Vanhanen, J., Ehn, M., Liao, L., Lehtipalo, K., Aalto, P. P., Duplissy, J., Petaja, T., Kerminen, V. M., Boy, M., and Kulmala, M.: Seasonal variation of CCN concentrations and aerosol activation properties in boreal forest, *Atmos. Chem. Phys.*, 11, 13269-13285, 10.5194/acp-11-13269-2011, 2011.
- Sindelarova, K., Granier, C., Bouarar, I., Guenther, A., Tilmes, S., Stavrou, T., Müller, J.-F., Kuhn, U., Stefani, P., and Knorr, W.: Global data set of biogenic VOC emissions calculated by the MEGAN model over the last 30 years, *Atmos. Chem. Phys.*, 14, 9317-9341, 2014.
- 15
- Tao, Y., Ye, X., Jiang, S., Yang, X., Chen, J., Xie, Y., and Wang, R.: Effects of amines on particle growth observed in new particle formation events, *Journal of Geophysical Research: Atmospheres*, 121, 324-335, 2016.
- Topping, D., Barley, M., Bane, M. K., Higham, N., Aumont, B., Dingle, N., and McFiggans, G.: UManSysProp v1.0: an online and open-source facility for molecular property prediction and atmospheric aerosol calculations, *Geosci. Model Dev.*, 9, 899-914, 10.5194/gmd-9-899-2016, 2016.
- 20
- Trostl, J., Chuang, W. K., Gordon, H., Heinritzi, M., Yan, C., Molteni, U., Ahlm, L., Frege, C., Bianchi, F., Wagner, R., Simon, M., Lehtipalo, K., Williamson, C., Craven, J. S., Duplissy, J., Adamov, A., Almeida, J., Bernhammer, A. K., Breitenlechner, M., Brilke, S., Dias, A., Ehrhart, S., Flagan, R. C., Franchin, A., Fuchs, C., Guida, R., Gysel, M., Hansel, A., Hoyle, C. R., Jokinen, T., Junninen, H., Kangasluoma, J., Keskinen, H., Kim, J., Krapf, M., Kurten, A., Laaksonen, A., Lawler, M., Leiminger, M., Mathot, S., Mohler, O., Nieminen, T., Onnela, A., Petaja, T., Piel, F. M., Miettinen, P., Rissanen, M. P., Rondo, L., Sarnela, N., Schobesberger, S., Sengupta, K., Sipila, M., Smith, J. N., Steiner, G., Tome, A., Virtanen, A., Wagner, A. C., Weingartner, E., Wimmer, D., Winkler, P. M., Ye, P. L., Carslaw, K. S., Curtius, J., Dommen, J., Kirkby, J., Kulmala, M., Riipinen, I., Worsnop, D. R., Donahue, N. M., and Baltensperger, U.: The role of low-volatility organic compounds in initial particle growth in the atmosphere, *Nature*, 533, 527-+, 10.1038/nature18271, 2016.
- 25
- Tsagkogeorgas, G., Roldin, P., Duplissy, J., Rondo, L., Tröstl, J., Slowik, J. G., Ehrhart, S., Franchin, A., Kürten, A., and Amorim, A.: Evaporation of sulfate aerosols at low relative humidity, *Atmos. Chem. Phys.*, 17, 8923-8938, 2017.
- 30
- Wang, S., Shi, C., Zhou, B., Zhao, H., Wang, Z., Yang, S., and Chen, L.: Observation of NO₃ radicals over Shanghai, China, *Atmospheric environment*, 70, 401-409, 2013a.
- 35

- Wang, Z. B., Hu, M., Mogensen, D., Yue, D. L., Zheng, J., Zhang, R. Y., Liu, Y., Yuan, B., Li, X., Shao, M., Zhou, L., Wu, Z. J., Wiedensohler, A., and Boy, M.: The simulations of sulfuric acid concentration and new particle formation in an urban atmosphere in China, *Atmos. Chem. Phys.*, 13, 11157-11167, 10.5194/acp-13-11157-2013, 2013b.
- 5 Wang, Z. B., Wu, Z., Yue, D., Shang, D., Guo, S., Sun, J., Ding, A., Wang, L., Jiang, J., Guo, H., Gao, J., Cheung, H. C., Morawska, L., Keywood, M., and Hu, M.: New particle formation in China: Current knowledge and further directions, *The Science of the total environment*, 577, 258-266, 10.1016/j.scitotenv.2016.10.177, 2017.
- Wildt, J., Mentel, T. F., Kiendler-Scharr, A., Hoffmann, T., Andres, S., Ehn, M., Kleist, E., M \ddot{u} sgen, P., Rohrer, F., Rudich, Y., Springer, M., Tillmann, R., and Wahner, A.: Suppression of new particle formation from
10 monoterpene oxidation by NO_x, *Atmos. Chem. Phys.*, 14, 2789-2804, 10.5194/acp-14-2789-2014, 2014.
- Wu, Z. J., Hu, M., Liu, S., Wehner, B., Bauer, S., Ssling, A. M., Wiedensohler, A., Petaja, T., Dal Maso, M., and Kulmala, M.: New particle formation in Beijing, China: Statistical analysis of a 1-year data set, *Journal of Geophysical Research-Atmospheres*, 112, 10, 10.1029/2006jd007406, 2007.
- 15 Xu, Z., Huang, X., Nie, W., Chi, X., Xu, Z., Zheng, L., Sun, P., and Ding, A.: Influence of synoptic condition and holiday effects on VOCs and ozone production in the Yangtze River Delta region, China, *Atmospheric Environment*, 168, 112-124, <https://doi.org/10.1016/j.atmosenv.2017.08.035>, 2017.
- Yan, C., Nie, W., Äijälä, M., Rissanen, M. P., Canagaratna, M. R., Massoli, P., Junninen, H., Jokinen, T., Sarnela, N., Häme, S. A. K., Schobesberger, S., Canonaco, F., Yao, L., Prévôt, A. S. H., Petäjä, T., Kulmala, M., Sipilä, M., Worsnop, D. R., and Ehn, M.: Source characterization of highly oxidized multifunctional compounds in a
20 boreal forest environment using positive matrix factorization, *Atmos. Chem. Phys.*, 16, 12715-12731, 10.5194/acp-16-12715-2016, 2016.
- Yu, F. Q., Luo, G., Bates, T. S., Anderson, B., Clarke, A., Kapustin, V., Yantosca, R. M., Wang, Y. X., and Wu, S. L.: Spatial distributions of particle number concentrations in the global troposphere: Simulations, observations,
25 and implications for nucleation mechanisms, *Journal of Geophysical Research-Atmospheres*, 115, 14, 10.1029/2009jd013473, 2010.
- Zhang, R. Y., Khalizov, A., Wang, L., Hu, M., and Xu, W.: Nucleation and Growth of Nanoparticles in the Atmosphere, *Chemical Reviews*, 112, 1957-2011, 10.1021/cr2001756, 2012.
- Zhang, Y., Ding, A., Mao, H., Nie, W., Zhou, D., Liu, L., Huang, X. and Fu, C.: Impact of synoptic weather patterns
30 and inter-decadal climate variability on air quality in the North China Plain during 1980-2013, *Atmos. Environ.*, 124, 119-128, 2016.
- Zhang, Y. J., Tang, L. L., Sun, Y. L., Favez, O., Canonaco, F., Albinet, A., Couvidat, F., Liu, D. T., Jayne, J. T., Wang, Z., Croteau, P. L., Canagaratna, M. R., Zhou, H. C., Prevot, A. S. H., and Worsnop, D. R.: Limited
35 formation of isoprene epoxydiols-derived secondary organic aerosol under NO_x-rich environments in Eastern China, *Geophys. Res. Lett.*, 44, 2035-2043, 10.1002/2016gl072368, 2017.

Zhou, L. X., Nieminen, T., Mogensen, D., Smolander, S., Rusanen, A., Kulmala, M., and Boy, M.: SOSAA - a new model to simulate the concentrations of organic vapours, sulphuric acid and aerosols inside the ABL - Part 2: Aerosol dynamics and one case study at a boreal forest site, *Boreal Environment Research*, 19, 237-256, 2014.

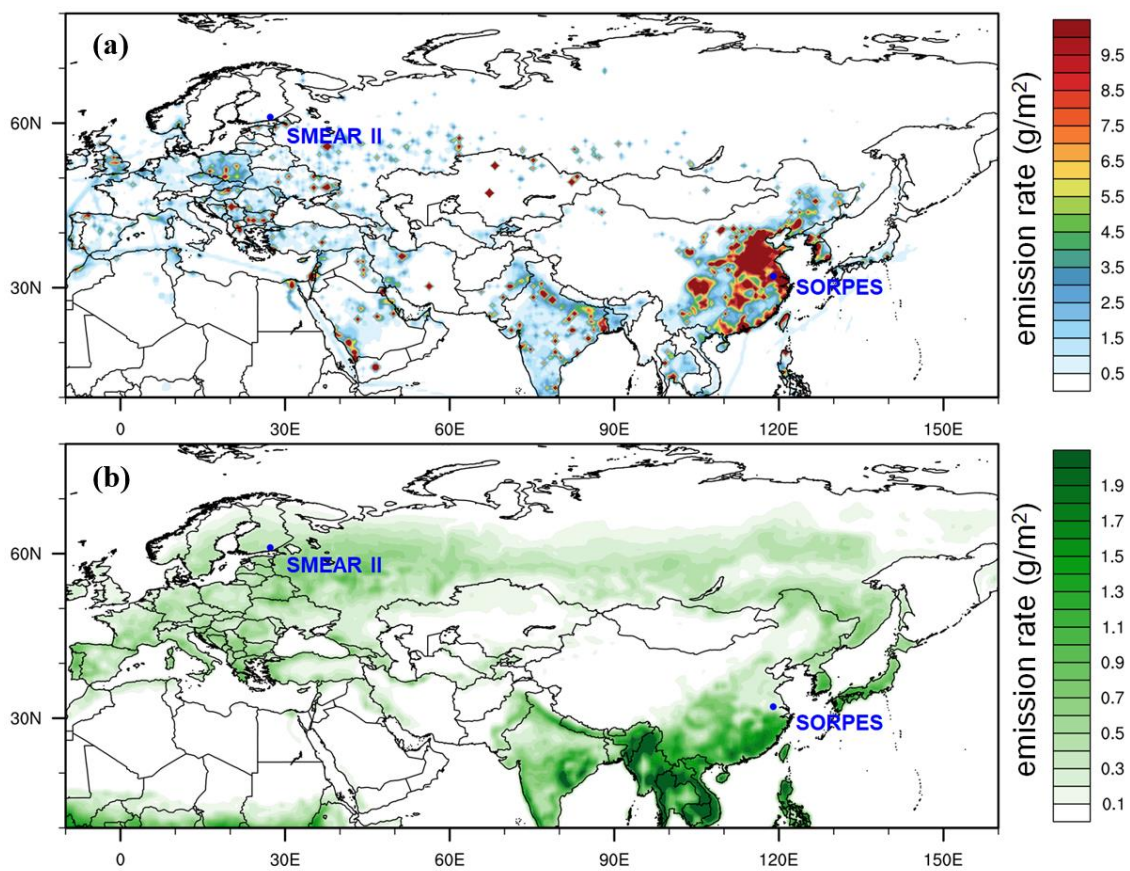


Figure 1. Sites (SMEAR II and SORPES) locations on map of emission inventory of (a) SO₂ and (b) monoterpenes (Sindelarova et al., 2014; Granier et al., 2011) (Emission inventory data was available at <http://eccad.aeris-data.fr>).

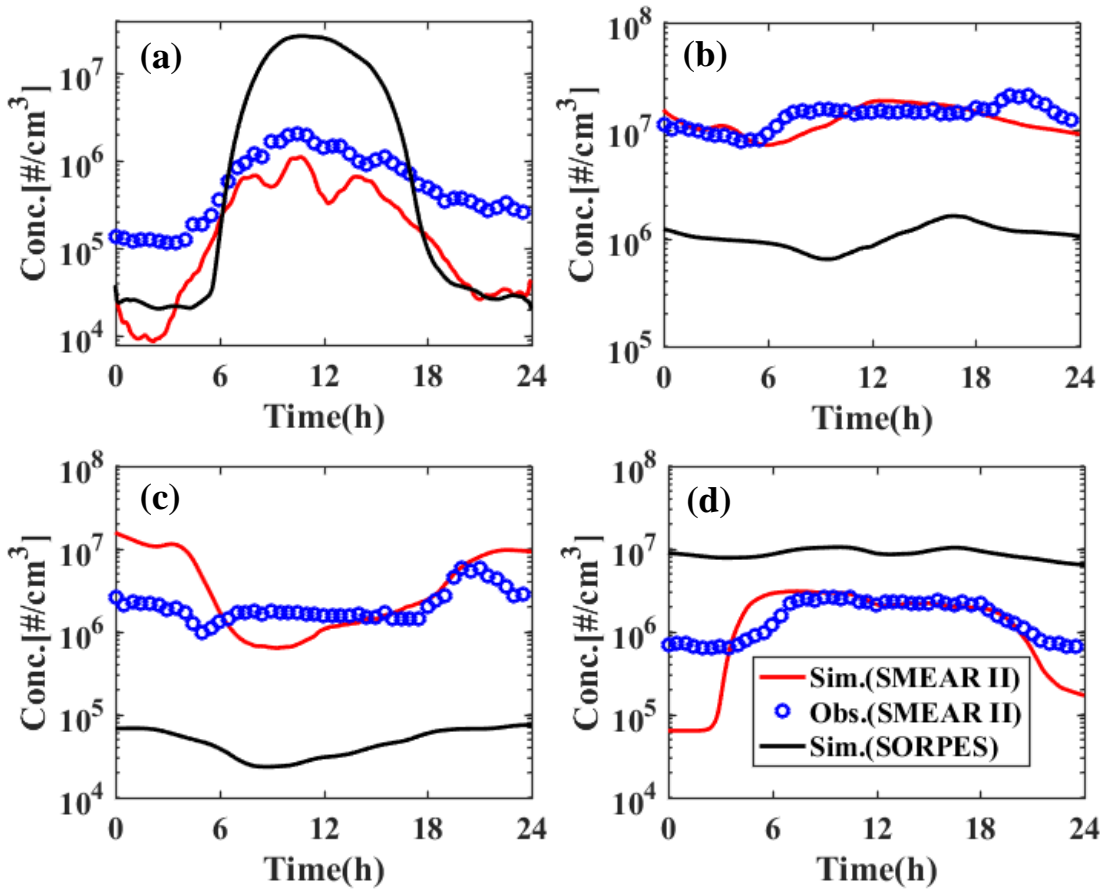


Figure 2. Averaged simulated and measured diurnal cycles of (a) H_2SO_4 , (b) HOM non-nitrate monomers, (c) HOM dimers and (d) HOM organonitrates at SMEAR II and SORPES.

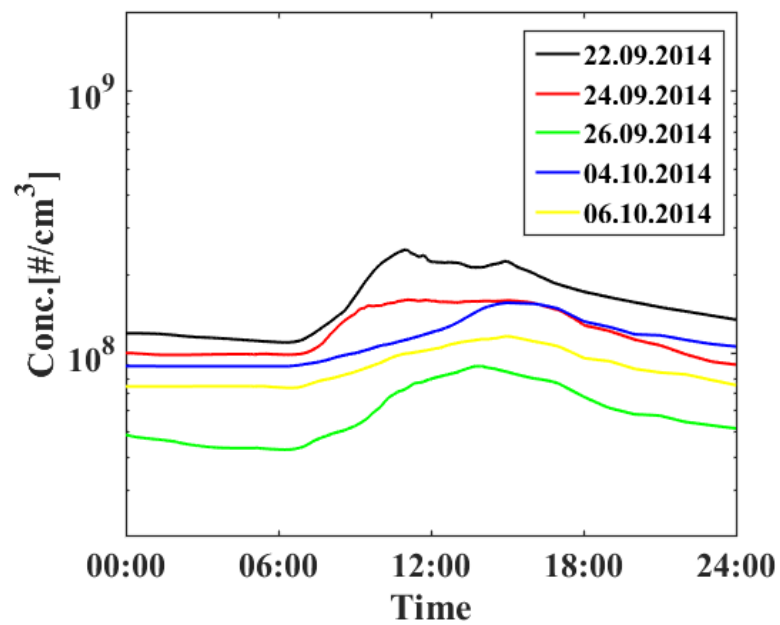


Figure 3. Simulated diurnal cycles of HOM formed from aromatics oxidation at SORPES on each chosen day.

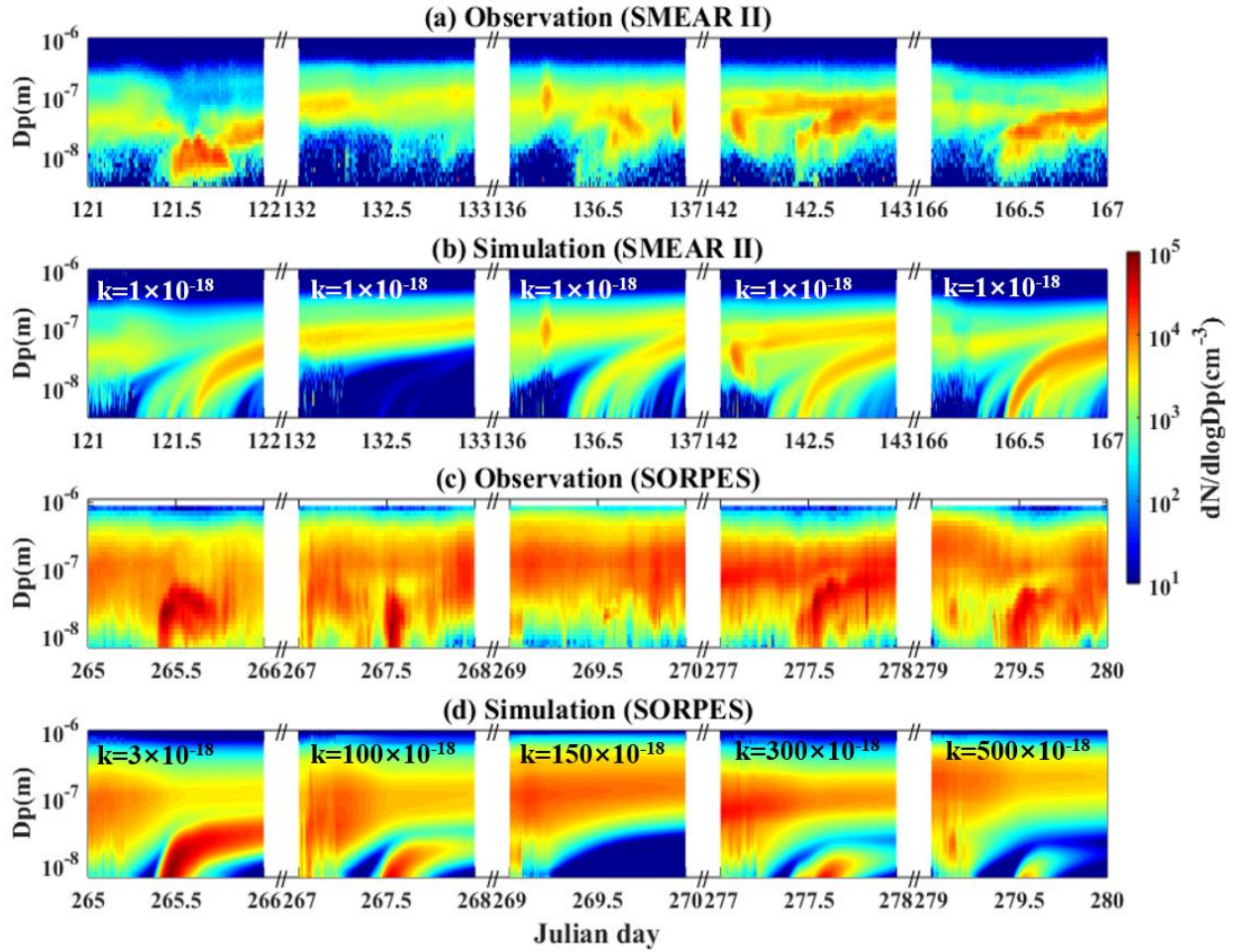


Figure 4. (a, c) Measured and (b, d) simulated particle number size distribution at SMEAR II and SORPES, respectively. Note: the kinetic coefficient on each day is texted in Figs. 4b & 4d.

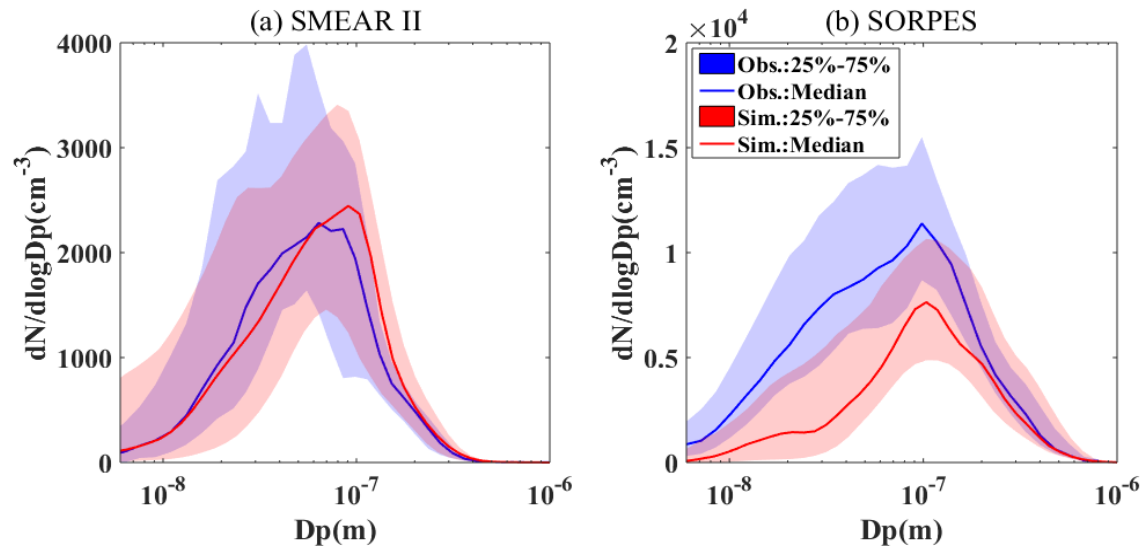


Figure 5. The observed and simulated aerosol number size distributions (a) at SMEAR II and (b) at SORPES. Note: Observed and simulated average (line) and ± 1 standard deviation (shaded area) are in blue and red, respectively.

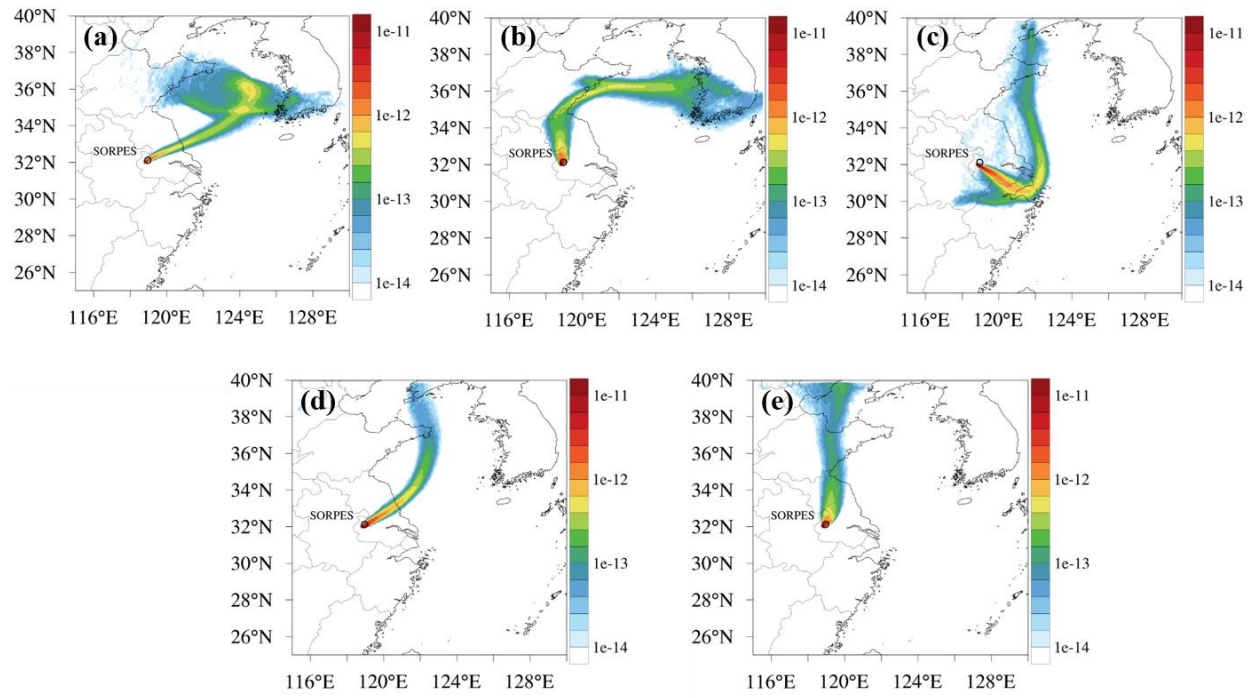


Figure 6. The averaged retroplume (footprint residence time) from 9:00 L.T. to 15:00 L.T. on (a) 22 September, (b) 24 September, (c) 26 September, (d) 4 October and (e) 6 October, 2014.

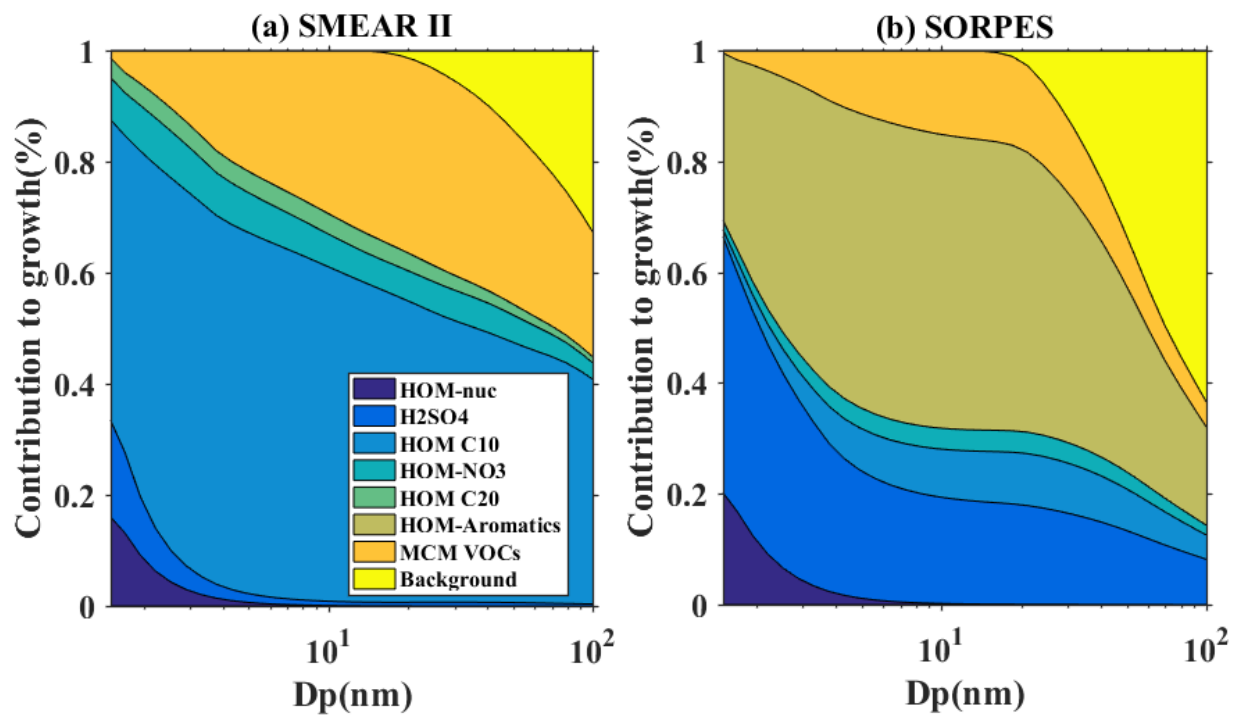


Figure 7. The relative contributions of precursor vapors to the growth of sub-100 nm particles at (a) SMEAR II and (b) SORPES.

Table 1. Statistics of observed formation rates of 6 nm particles (J_6), growth rates of 6-30 nm particles (GR), condensation sinks (CS), O_3 , SO_2 and NO_x concentrations, radiation (Rad.), air temperature (Temp.) and relative humidity (RH) from 9:00 LT to 15:00 LT on NPF days at SMEAR II and SORPES. Note: The statistical samples are the whole year database of 2013 at SMEAR II and the whole year database of 2014 at SORPES.

	SMEAR II				SORPES			
	Average	Median	25 th	75 th	Average	Median	25 th	75 th
J_6 ($cm^{-3}s^{-1}$)	0.3	0.1	0.06	0.3	2.3	1.6	1	3.5
GR (nm/h)	4.5	2.8	2.0	5.6	8.7	8.0	6.5	10.4
CS ($10^{-2}s^{-1}$)	0.18	0.14	0.08	0.24	3.0	2.7	2.1	3.6
O_3 (ppbv)	36.1	36.6	29.6	41.8	44.7	43.3	28.0	59.1
SO_2 (ppbv)	0.2	0.1	0.03	0.3	9.4	8.0	4.4	12.7
NO_x (ppbv)	0.5	0.2	0.06	0.6	17.7	13.4	7.9	23.0
Rad(W/m^2)	373	383	211	519	695	720	561	876
Temp. ($^{\circ}C$)	6.7	6.9	-0.8	15.1	19.4	20.9	14.5	25.1
RH (%)	58	56	42	74	48	45	34	59

Table 2. The NPF classification and environmental conditions on each chosen case day at SMEAR II and SORPES.

Note: Condensation sink, meteorological conditions and the concentrations of trace gases are from 9:00 L.T. to 15:00 L.T.

Case	NPF Classification	CS (10^{-2} s^{-1})	Temp ($^{\circ}\text{C}$)	Rad (W/m^2)	RH (%)	O ₃ (ppbv)	SO ₂ (ppbv)	NO _x (ppbv)	Mono (ppbv)	Benz. (ppbv)
SMEAR II										
05/01/2013	NPF	0.06	7.1	605.1	41.1	36.0	0.03	0.05	0.05	0.08
05/12/2013	Non-NPF	0.3	13.8	553.2	43.0	40.4	0.07	0.08	0.1	0.06
05/16/2013	NPF	0.3	17.6	682.9	27.9	53.2	0.05	0.1	0.2	0.05
05/22/2013	NPF	0.3	16.3	471.7	40.7	35.7	0.2	0.1	0.2	0.06
06/15/2013	NPF	0.1	14.8	486.6	59.0	32.3	0.04	0.07	0.1	0.04
SORPES										
09/22/2014	NPF	2.1	24.6	497.0	60.2	45.2	2.4	7.7	0.04	0.7
09/24/2014	NPF	2.8	25.5	550.5	64.3	44.6	2.5	5.8	0.05	0.4
09/26/2014	Non-NPF	5.5	24.5	298.4	72.5	46.2	5.5	8.8	0.1	0.7
10/04/2014	NPF	2.5	22.2	567.6	53.7	36.2	8.3	22.2	0.04	0.6
10/06/2014	NPF	2.2	20.4	561.4	48.3	41.6	4.1	6.9	0.02	0.3

Table 3. The observed and simulated formation rates of 6 nm particles (J_6) and growth rates of 6-30 nm particles (GR) on chosen NPF days at each site.

	J_6 obs. ($\text{cm}^{-3}\text{s}^{-1}$)	J_6 sim. ($\text{cm}^{-3}\text{s}^{-2}$)	GR obs. (nm/h)	GR sim. (nm/h)
SMEAR II				
05/01/2013	0.6	0.3	3.8	3.7
05/16/2013	0.06	0.07	3.3	3.6
05/22/2013	0.05	0.3	4.0	4.5
06/15/2013	0.08	0.6	5.2	4.8
SORPES				
09/22/2014	4.9	5.6	9.9	7.8
09/24/2014	6.9	2.2	16.2	3.3
10/04/2014	3.8	1.8	14.9	2.8
10/06/2014	2.9	0.4	12.9	2.8