

Semi-volatile and highly oxygenated gaseous and particulate organic compounds observed above a boreal forest canopy

Ben H. Lee¹, Felipe D. Lopez-Hilfiker^{1,†}, Emma L. D'Ambro², Putian Zhou³, Michael Boy³, Tuukka Petäjä³, Liqing Hao⁴, Annele Virtanen⁴, Joel A. Thornton¹

5 ¹Department of Atmospheric Sciences, University of Washington, Seattle, WA, U.S.A.

²Department of Chemistry, University of Washington, Seattle, WA, U.S.A.

³Institute for Atmospheric and Earth System Research / Physics, Faculty of Science, University of Helsinki, Finland

⁴Department of Physics, University of Eastern Finland, Kuopio, Finland

10 [†]Now at ToFwerk AG, Thun, Switzerland

Correspondence to: Joel A. Thornton (thornton@atmos.uw.com)

Deleted: ¹
Deleted: ²
Deleted: ²
Deleted: ²
Deleted: ³
Deleted: ³
Deleted: ²
Deleted: ³

Abstract. We present hourly on-line observations of molecular compositions ($C_xH_yO_zN_{0-1}$) and abundances of oxygenated organic species in gas and submicron particle phases from April to June of 2014 as part of the Biogenic Aerosols-Effects on Cloud and Climate (BAECC) campaign. Measurements were made using the Filter Inlet for Gases and AEROSols coupled to a high-resolution time-of-flight iodide-adduct ionization mass spectrometer (FIGAERO-CIMS) located atop a 35 m tall tower, about 10 m above a boreal forest canopy at the SMEAR II research station in Hyytiälä, Finland. Semi-volatile and highly oxygenated multifunctional (HOM) organic species possessing from 1 up to 20 carbon atoms, and with as few as 2 and as many as 16 oxygen atoms were routinely observed. Utilizing non-negative matrix factorization, we determined that >90% and >99% of the organic mass in the gas and particle phases, respectively, exhibited one of three distinct diel trends; one in which abundances were enhanced at daytime, another in the early morning hours, and thirdly during nighttime. Particulate organic nitrates contributed ~35% to the total organic aerosol mass loading at night during BAECC, much higher than observed by the same instrument package at a mixed-deciduous forest site [in the Southeast U.S](#) that experienced higher nighttime concentrations of nitrogen oxides. Unique HOM monomers (defined here as those with 10 carbon and 7 or more oxygen atoms) and dimers (at least 16 carbon atoms), with and without a nitrogen atom, were found in most of the three subgroups of both phases. We show the potential to connect these groupings of compounds based on their distinct behavior in time to the expected chemical conditions (biogenic VOC precursor, oxidant type, etc.) responsible for their production. A suite of nitrated dimer-like compounds was detected in both the gas and particle phases, suggesting a potential role for the formation of low volatility organics from NO_3 radical driven, as well as daytime NO-influenced, monoterpene chemistry.

Formatted: Line spacing: 1.5 lines

1 Introduction

The world's forests emit about a petagram of C per year in the form of hydrocarbons (C_xH_y) [Guenther *et al.*, 2006], an amount comparable to that stored annually in the biome due to the growth of organic matter [Steffen *et al.*, 1998]. Isoprene (C_5H_8) and monoterpenes ($C_{10}H_{16}$) together account for more than half of the total biogenic hydrocarbon emissions [Guenther *et al.*, 2012]. Upon their release to the atmosphere, they undergo oxidation reactions over timescales of several minutes to hours during which hundreds, if not thousands, of products possessing unique molecular compositions ($C_xH_yO_zN_{0-1}$) are generated due to fragmentation, functionalization and/or accretion [Goldstein and Galbally, 2007; Kroll *et al.*, 2011]. Identifying the molecular compositions of the cascade of compounds unleashed during this process is key to determining their chemical properties such as saturation vapor pressure and reactivity, which are fundamental to assessing their potential for forming and growing nanometer sized atmospheric particles and the timescales of their influence downwind of the region of emission.

Boreal forests, located in the mid to high latitudes, are undergoing rapid warming [Bonan, 2008] with longer growing seasons that act to strengthen the emission rates of biogenic volatile organic compounds (VOCs) [Guenther *et al.*, 2006]. It is widely recognized that the condensation or reactive uptake of low-volatility organic vapors, derived from the oxidation of BVOC, drives the growth of Aitken mode particles to cloud condensation nuclei (CCN) sizes in remote continental and some coastal regions near marine stratus [Hallquist *et al.*, 2009; Jimenez *et al.*, 2009; Riipinen *et al.*, 2011]. A thorough understanding of aerosol particle formation rate, particle growth rate, lifetime and fate is, therefore, crucial for quantitatively assessing their impact on CCN activity that in turn influences regional radiative and hydrological budgets [Heald *et al.*, 2008; Paasonen *et al.*, 2013; Spracklen and Rap, 2013]. Large regions of the world's boreal forests, relative to temperate forests, are (i) minimally affected by anthropogenic pollutants, which can alter the chemical pathways by which biogenic VOC oxidation proceeds, and (ii) emit large quantities of terpenes, namely monoterpenes and sesquiterpenes ($C_{15}H_{24}$), that, once oxidized, readily form condensable material that leads to the formation and growth of secondary organic aerosol (SOA) [Ehn *et al.*, 2014; Kavouras *et al.*, 1998].

We deployed the Filter Inlet for Gases and AEROsols (FIGAERO) coupled to a high-resolution chemical ionization time-of-flight mass spectrometer (HRToF-CIMS) as part of the Biogenic Aerosols Effects on Clouds and Climate (BAECC) campaign, which took place in Hyytiälä, Finland during April and May of 2014. The FIGAERO HRToF-CIMS, henceforth referred to as FIGAERO-CIMS, provided on-line measurements of molecular compositions ($C_xH_yO_zN_{0-1}$) and abundances of the organic constituents of the gas and particle phases. We organize all of the organic constituents of the gas and particle phases into subgroups that are characterized by their behavior in time by utilizing a matrix factorization approach, similar to that of Yan *et al.* [2016] which employed positive matrix factorization (PMF) on gas-phase measurements made using the Atmospheric Pressure interface Time-Of-Flight mass spectrometer (APi-TOF, Aerodyne Research Inc. & ToFwerk AG;

Formatted: Line spacing: 1.5 lines

[Junninen *et al.*, 2010]). A number of previous studies have presented observations of the organic constituents of the gas-phase at this site [Bianchi *et al.*, 2017; Ehn *et al.*, 2010; Ehn *et al.*, 2012]. The hourly measurements of both phases afforded by the FIGAERO-CIMS allow us to more accurately determine the temporal behavior of organic molecules in the particle-phase, and the relationship to their gas-phase counterparts.

Deleted: The measurements presented here will add to the body of knowledge established by those previous studies.

5 2 Methods

Observations were made over a boreal forest in Hyytiälä, Finland (61° 50' 36.73" N, 24° 17' 16.25" E) at the Station for Measuring Ecosystem-Atmosphere Relations (SMEAR II), a long-term field site dedicated to comprehensive measurements of reactive gases and aerosol particle characteristics since its inception in 1996 [Hari and Kulmala, 2005; Kulmala *et al.*, 2000; Junninen *et al.*, 2009]. BAECC was an intensive field campaign organized by the U.S. Department of Energy and the University of Helsinki, and took place from February to September of 2014 with the primary goal of assessing the sources and effects of aerosol particles formed from biogenic VOC [Petäjä *et al.*, 2016]. The history, stand age, tree species composition and other aspects of the forest enveloping the SMEAR II site have been detailed in previous studies [Ilvesniemi and Liu, 2001; Kulmala *et al.*, 2001]. The deployment period for the FIGAERO-CIMS was between mid-April to early June of 2014, and will be the focus here.

The HRToF-CIMS instrumentation [Junninen *et al.*, 2010; Lee *et al.*, 2014; Yatavelli *et al.*, 2012], the FIGAERO front end [Lopez-Hilfiker *et al.*, 2014], their operation in the field coupled together [D'Ambro *et al.*, 2017; Liu *et al.*, 2016; Lopez-Hilfiker *et al.*, 2016b], as well as its deployment during BAECC [Mohr *et al.*, 2017; Schobesberger *et al.*, 2016] are detailed elsewhere. Briefly, the FIGAERO-CIMS was located at the top of a 35-m tall scaffolding tower, on the southwestern edge of the top platform. Ambient particles were drawn in through a 2 m long stainless steel inlet (22 mm inner diameter) at a flow-rate of 2.5 slpm. A custom inertial impactor was used to remove particles > ~2 µm before collection on a 1-µm pore size perfluorotetrafluoroethylene (PTFE) filter in the FIGAERO unit. Particle collections were conducted for 30 minutes, during which the gas-phase was measured by sampling ambient air at a flow-rate of 22 slpm through a 1 m long PTFE inlet (17 mm inner diameter). Particles were desorbed off of the FIGAERO filter by heating ultrahigh-purity N₂ (2.5 slpm through the FIGAERO PTFE filter) by 10°C min⁻¹ up to 200°C. The desorption cycle lasted 60 minutes, during which ~20 slpm was maintained to avoid stagnant air in the gas-phase inlet. Every fourth particle collection cycle was conducted with an additional particle filter upstream of the normal FIGAERO filter. This provided a way to correct for interfering background signals arising from semi- and nonvolatile gases that can collect on filters and from the ionization source. A high-resolution time-of-flight Aerosol Mass Spectrometer (AMS) [DeCarlo *et al.*, 2006; Dunlea *et al.*, 2009] was located inside a ground-based trailer near the base of the scaffolding tower. The copper inlet (4.4 mm inner diameter) to the AMS instrument was located 3.7 m off the canopy floor. The total flow through the AMS inlet was 1.09 slpm.

Given the challenges associated with obtaining reliable calibration sources for each of the hundreds of unique molecular compositions present upon oxidation of VOCs [Goldstein and Galbally, 2007; Hunter et al., 2017] and detected by iodide-adduct ionization [Isaacman-VanWertz et al., 2017; Lopez-Hilfiker et al., 2016a], we do not attempt to close any mass budgets with the FIGAERO-CIMS measurements alone. For the purposes here, we apply a maximum sensitivity the instrument is capable of measuring any particular compound in order to obtain a lower limit on the concentration that is accounted for by the detected ion intensity within the mass spectrometer. The maximum sensitivity is determined by the highest rate of collision between the iodide reagent ion and the compound of interest in the ambient matrix, *i.e.*, assuming formation of the adduct ion at the collision limited rate, no fragmentation, surface reactions or losses of charge once clustered with the iodide ion [Lopez-Hilfiker et al., 2016a]. While the collision cross section and thus the collision frequency will vary from compound to compound, we neglect this effect as it is of order of factor of 2, and instead quote an uncertainty in the minimum concentration of $\pm 50\%$. The focus of the work here is the distributions of molecular compositions that comprise the gas and particle phases with a specific emphasis on highly oxygenated molecules (HOM), how they evolve in time distinctly from one another and the interpretation of these observations for their sources and sinks.

Deleted: in the

Deleted: a

Deleted: implications

For the 584 identified organic carbon species ($\text{OC}=\text{C}_x\text{H}_y\text{O}_z\text{N}_0$), x ranges from 1 to 20, y is an even number greater than or equal to x but less than or equal to $2x+2$, and z is greater than or equal to 2. For the 434 identified organic nitrate species ($\text{ON}=\text{C}_x\text{H}_y\text{O}_z\text{N}_1$), x also ranges from 1 to 20, y is an odd number greater than or equal to x but less than $2x+2$, and z is greater than or equal to 4. We note that there are more ion peaks than represented here at the higher mass-to-charge ratios where the carbon number exceeds 20, but the resolution of the mass spectrometer at those ranges is not sufficient to allow confident composition assignment. The fraction of mass concentration in the particle-phase that is unassigned is $< 10\%$.

We utilized non-negative matrix factorization (NNMF) built into the MATLAB computing software [Berry et al., 2007] to determine what the general diurnal behaviors were during BAECC and to which each of the 1018 organic species comprising the gas and particle phases belonged. NNMF is analogous to Positive Matrix Factorization (PMF), in that it explicitly describes the variability of the input data matrix with a reduced number of factors [Paatero and Tapper, 1994] to yield non-negative solutions. Yan et al. [2016] demonstrated the utility of the PMF technique on measurements of ELVOC measured by APiTOF CIMS [Junninen et al., 2010]. The goals of the NNMF technique are similar, that is, to determine the type and number of groups that behave uniquely in time. One distinction is that the uncertainties associated with each of the input observations are currently not utilized by the NNMF approach as opposed to PMF. NNMF was performed separately for the organic species in the gas-phase from those in the particle-phase.

Deleted: adhered

First, the hourly median of the deviation from the daily mean for each of the 1018 organic species in the gas-phase and the particle-phase were determined, which effectively imparts equal weight to all species. Then for each phase, NNMF was implemented on the $24 (m) \times 1,081 (n)$ matrix with up to 23 ($n-1$) factors yielding 23 diel trends (W) and their

Deleted:

Deleted: as

corresponding weights (H), or the degree to which each of the 1,081 vectors ~~belonged to the 23 trends~~. Not all 23 trends were statistically unique from one another or represented real atmospheric behavior, given that NNMF attempts to explicitly solve for the variability of the input matrix with $n-1$ set of products of the trends (W) and weights (H). (More weight is given by NNMF to input vectors of greater magnitude, but since the input matrix here is the deviation from the daily mean, each species is given more or less equal weight.) That is to say, NNMF does not distinguish between signal and artifact or noise. To do so, we incrementally lowered the factor number ($n-1$) of each NNMF computation until a satisfactory set of diel trends that were unique in terms of atmospheric behavior were determined. Each species was identified as belonging to not more than one trend, henceforth called subgroup, and exhibited correlation coefficient (R^2) with that subgroup greater than 0.45. Species that did not meet this criterion were designated into an "others" subgroup. The robustness of this approach is easily verified by visualizing the diel trends of the subset of the input distinguished by these identifiers. The species in the "others" subgroup typically exhibited little to weak diel trends, likely affected by noise due to low signal.

Deleted: adhered

Deleted: each of

A result of such a conservative approach is that ~~species exhibiting~~ subtle differences in temporal trends ~~may be lumped into a~~ single subgroup. Our goal with the implementation of NNMF was to identify broadly distinct trends that explain the behaviors of the majority of organic species detected by the iodide-ionization method without pre-grouping based upon their molecular composition (carbon atom number, oxygen to carbon ratio, etc.). We do, however, distinguish between the organic carbon and organic nitrate groups as they are products of distinctly different oxidation schemes.

Deleted: exhibited by two species

Formatted: Line spacing: 1.5 lines

3 Results

3.1 Overview of detected compounds

A total of 1018 compounds possessing unique molecular compositions were identified during BAECC. The mixing ratio distribution in the gas-phase generally decreased with increasing molecular weight, whereas in the particle-phase, compounds of higher molecular weights comprised a greater fraction of the total mass (figure 1), consistent with the idea that species of higher molecular weight more readily condense than those of lower molecular weight. The effective, or mixing ratio-weighted, molecular weight of the gas-phase was 144 g mol^{-1} , whereas the effective molecular weight of the particle-phase was 221 g mol^{-1} . A number of ~~relatively~~ low molecular weight species ($< 125 \text{ g mol}^{-1}$) were observed at levels greater than expected ~~in the particle-phase compared to those of higher molecular weights that, as a collective, typically exhibits an approximate bell-shape distribution in abundance~~ (figure 1). Those 50 species – accounting for on median $< 7\%$ of the total particulate organic mass as measured by the FIGAERO-CIMS – possibly originated from fragmentation of larger molecular weight compounds during thermal desorption [Lopez-Hilfiker *et al.*, 2014]. In the event that fragmentation of a large molecule during thermal desorption yielded multiple fragments that were not all detected by the FIGAERO-CIMS, then this may explain why observations by the FIGAERO-CIMS was at minimum about half of the organic aerosol mass measured by

Deleted: that were in high abundance in the gas-phase

Deleted: given their molecular compositions

an Aerosol Mass Spectrometer [Lopez-Hilfiker *et al.*, 2016b]. The goal of this analysis given the suite of organic constituents measured is to determine their unique diel trends, which are unlikely to be driven by the effects of thermal fragmentation.

5 The FIGAERO-CIMS utilizing iodide-adduct ionization detected HOM monomers, defined here as those possessing 7 or more oxygen atoms, as well as dimers possessing at least 16 carbon atoms, with and without a nitrogen atom, in both the gas and particle phases (insets of figures 1a and 1b). The diel and day-to-day variability of their ambient concentrations were related to those of the ambient air temperature (figure 2), due likely to their being byproducts of monoterpene oxidation (since BVOC emission rates are dependent on ambient temperature) but also in part to the temperature dependence of the rate of autoxidation [Crouse *et al.*, 2011], which presumably increases the yields of HOM species. The mixing ratios of
10 HOM monomers and dimers observed above the forest canopy with iodide-ionization were comparable to those observed at the same site in May to November of 2010 using the API-TOF below the canopy [Ehn *et al.*, 2012].

Approximately 90% of the detected gas-phase mass was comprised of organic compounds possessing 10 or less carbon atoms (insets in figures 3a and 3b). The abundance of species with 10 carbon atoms that comprised gaseous organic nitrates
15 (gON=C_xH_yO₂N₁) and organic carbon (gOC=C_xH_yO₂N₀) decreased with increasing molecular weight (figures 3a and 3b), consistent with the general trend observed for all species in the gas-phase (figure 1a). The decrease in abundance with increasing oxygen atom number was largely independent of carbon atom number, as summarized for the C₁₋₇, C₈₋₁₀ and C₁₁₋₂₀ groups shown in the insets of figures 3a and 3b. This trend likely reflects the effects of decreasing volatility with additional attachment of an oxygen-containing functional group or accretion, and suggests that the yield of a given multifunctional
20 organic compound from its presumed less-oxygenated precursor of the same carbon atom number is less than 0.5. Otherwise, the abundance distribution of species of a given nC would increase with every addition of an oxygen atom number (nO).

Deleted: , o

Deleted: increasing

The detected particle-phase mass was mostly (~82%) in compounds possessing 10 or less carbon atoms (insets of figures 3c and 3d). In contrast to the gas-phase, however, the mass contribution from compounds with higher oxygen atom number was
25 greater with increasing carbon atom number (insets of figures 3c and 3d). This effect was more pronounced for particulate organic carbon (pOC=C_xH_yO₂N₀) than it was for particulate organic nitrates (pON=C_xH_yO₂N₁). Species that comprised pON and pOC within a given nC group generally exhibited an approximate bell-shape distribution as a function of molecular weight, with those possessing 5 to 8 oxygen atoms representing the apex within each nC group (figures 3c and 3d), consistent with observations from a mixed-deciduous forest in the Southeast U.S. [Lee *et al.*, 2016]. The bell-shaped
30 distribution of oxygen number for a given nC group observed in the particle phase is consistent with the decaying abundance of gas-phase species with oxygen number and the increasing thermodynamic driving force for such compounds to partition to the condensed phase. This notion assumes that the oxygen addition to hydrocarbon precursors occurs in the gas-phase.

Formatted: Line spacing: 1.5 lines

Deleted: -like

Gaseous and particulate organic carbon compounds (gOC and pOC) with 11 to 20 carbon atoms (insets of figures 3b and 3d) exhibited two modes with respect to oxygen atom number, where there was a noticeable decrease in abundance of those

possessing 7 oxygen atoms compared to those with 4-6 and 8-10. This may have been due to the combined effects of auto-oxidation leading to additions of O_2 following OH or O_3 initiated oxidation of the parent BVOC and RO_2 - RO_2 reactions that did not favor the formation of C_{11-20} dimer compounds with 7 oxygen atoms.

Formatted: Subscript

Formatted: Subscript

Formatted: Subscript

Formatted: Subscript

Formatted: Subscript

Deleted: encourage

3.2 Diel trends: gas-phase

- 5 The complex and congested array of products present in both phases (figure 1) motivates the use of factorization techniques to reduce observed spectra into a smaller set of co-varying components having similar attributes. We present results from NNMF analyses that categorize each of the gON, gOC, pON and pOC groups into subgroups defined by their unique behavior in time. Resulting diel patterns and day-to-day variations in the relative importance of different subgroups can be connected to expected shifts in precursor emissions, oxidant type (O_3 , OH, NO_3 , etc.), peroxy radical fate (reaction with
- 10 HO_2 , RO_2 , NO, or isomerization), and meteorological conditions (ambient temperature, boundary layer height, extent of mixing between above and below forest canopy, etc.) that affect gas-particle partitioning and multiphase chemistry.

- In the gas-phase, a total of 714 out of the 1018 identified species belonged to one of the three subgroups characterized by their unique diel trends (figure 4), determined as described in the methods section. One subgroup exhibited a diel trend in
- 15 which the ambient levels were enhanced at midday, another in which the levels were enhanced in the morning hours, and another during nighttime, henceforth, referred to as the daytime, morning and nighttime subgroups. The names of these groups should not be interpreted as definitive assignment to the timing of their production, but rather the timing of their collective enhancements at the measurement location. For example, a set of compounds produced overnight in the nocturnal residual layer may not be observed at the top of the instrument tower until mid-morning at the break-up of the nocturnal
- 20 boundary layer.

Deleted: robustly adhered

- The daytime, morning and nighttime subgroups, which comprised of 602, 92 and 20 organic species, respectively, accounted for a median 78%, 8.7% and 3.0%, respectively, of the total measured gas-phase mixing ratio. The daytime subgroup exhibited the lowest effective molecular weight relative to the other two subgroups (table 1), due possibly to OH oxidation in
- 25 the presence of NO (figure S1) that favors formation of alkoxy radicals and subsequently C-C bond scission products over those yielding HOM species [Seinfeld and Pandis, 2016]. The daytime diel trend is opposite that typically exhibited by monoterpene mixing ratio [Hakola et al., 2012], but consistent with that of their emission rate and levels of oxidant such as ozone (O_3) and the hydroxyl radical (OH) [Spanke et al., 2001]. Holzinger et al. [2005] also observed levels of BVOC oxidation products enhanced at daytime above the canopy at a monoterpene-emitting pine forest in California. Such trends
- 30 imply that formation rates of these oxidation products were sufficiently higher during the day than night in order to overcome the lower parent BVOC concentrations and greater boundary layer height during the day, consistent with modeling results that were specific to the SMEAR II site [Smolander et al., 2013].

Deleted: also

Semi-volatile and HOM organic species enhanced during the morning period were likely produced by chemistry favored under conditions of lower RO₂:NO ratios than those at daytime, considering BVOC emission rates were weaker and NO levels were elevated due to photolysis of NO_x that had accumulated in the nocturnal surface layer [Hori et al., 2004; Min et al., 2014] (figure S1). As such, the effective nitrogen atom number (nN) of the morning gas-phase subgroup was 0.5, that is, half of the number density was comprised of organic nitrates, a value higher than those exhibited by the day and night subgroups (table 1). Entrainment of intra-canopy air and/or air above the nocturnal surface layer, not sampled at night due to slow mixing, may have also contributed to the morning subgroup.

Deleted: under

Only 20 gaseous species (figure 4e), none classified as a HOM species, were elevated at night. Out of those 20, 9 were ON species that comprised on median about 20% of the nighttime subgroup (effective nN=0.2, see table 1), even though levels of NO_x and monoterpenes are typically higher at night when NO₃ initiated chemistry occurs. In the particle-phase, however, 125 species, including many HOM exhibited nighttime enhancements (figure 5e). Out of those 125, 97 were organic nitrates (table 1). The fact that species expressing one diel trend in the gas-phase did not strictly follow the same diel trend in the particle-phase suggests a process more complex than equilibrium-driven gas-particle partitioning for some compounds, possibly multiphase chemistry. The remaining 360 out of the total 1018 species in the gas-phase did not exhibit strong enough diel trends to qualify being categorized in any of the three subgroups due in part to their low abundance relative to instrument detection limit. These remaining 360 species accounted on median 9.8% of the total gas-phase mixing ratio.

The diel trends of the three gas-phase subgroups determined here are similar to those of the three factors obtained using Positive Matrix Factorization by Yan et al. [2016], which report on measurements made at the same research site during spring/summer of 2012. The abundances accounted for by each subgroup, however, differ. The iodide-ionization technique above the forest canopy deployed during spring/summer of 2014 (and reported here) observed most gaseous species to belong to the daytime subgroup (figure 6c), whereas measurements near the canopy floor by nitrate-ionization during spring/summer of 2012 observed nearly equal distribution amongst the three diel-sorted factors [Yan et al., 2016]. And while molecules designated by Yan et al. [2016] as daytime 'fingerprint' molecules – such as C₁₀H₁₅NO_{8,11}, C₃H₅NO₆, C₄H₅NO₇, C₅H₇NO₇, C₆H₉NO₇, and C₇H₉NO₇ – were also observed above the forest canopy to exhibit daytime diel trends, two compounds designated by Yan et al. [2016] as nighttime 'fingerprint' molecules – C₁₀H₁₄O₇ and C₁₀H₁₄O₉ – were observed above the forest canopy to exhibit daytime diel trends. The reason for the differing trends is unclear without conducting a side-by-side inter-comparison. But it is possible that iodide- and nitrate-ionization methods detect distinct isomers that are governed by different chemistry, or that the vertical gradients, particularly at night, confound comparison between measurements made above and below the forest canopy [Zha et al., 2018; Schobesberger et al., 2016].

Deleted: and

Deleted: and

Formatted: Font:Italic

The contributions of each of the subgroups to the total gas-phase mixing ratio exhibit distinct diel trends (figure 6), clearly reflecting the evolution on the timescale of hours of the chemical processes that govern air mass composition. The gOC group was dominated by the daytime subgroup (figure 6c), whereas the gON group experienced a greater contribution from the morning and nighttime subgroups (figure 6a). The contribution of each subgroup to the total, outside of the time period of its maximum enhancement, does not go to zero (figure 6). This suggests either the chemistry responsible for a given subgroup continues but is slower throughout the rest of the day and/or the products possess lifetimes that are sufficiently long that they are still present after the chemistry responsible for their formation has diminished in a relative sense.

3.3 Diel trends: particle-phase

A total of 976 out of the 1018 identified species that were detected in the particle-phase belonged to one of the three subgroups as characterized by their diel trends (figure 5). The daytime, morning and nighttime subgroups were comprised of 519, 332 and 125 organic compounds, respectively, and accounted for a median 51%, 43% and 5.3%, respectively, of the total particle-phase mass concentration (table 1). The relative abundance for each of the three subgroups of the particle-phase exhibited a bell-shaped distribution, while that of the three subgroups of the gas-phase generally decreased with molecular weight (figure 7), as it was similarly observed for C₁₀ species (figure 3) and for all species as a collection (figure 1). The nighttime subgroup of the particle-phase possessed the highest effective molecular weight, followed by the morning and daytime subgroups (figure 7). The nighttime subgroup of the particle-phase exhibited the greatest effective nN (=0.9), that is, 90% of the particle mass was constituted by organic nitrates, whereas it was the morning subgroup of the gas-phase that exhibited the greatest nN (=0.5), as shown in table 1. Additionally, pON was on median comprised roughly in equal parts by the three subgroups, whereas gON was dominated by the daytime subgroup with some contribution from the morning subgroup (figure 6b). A similar set of disparities in the contributions from the various subgroups of gOC (figure 6c) versus those of pOC (figure 6d) was also apparent. These observations, as noted above, also highlight the complexity of the relationship that likely exists between the organic constituents of the gas and particle phases.

Total organic aerosol and total nitrate mass loadings were measured from below the forest canopy using an Aerosol Mass Spectrometer [DeCarlo *et al.*, 2006; Dunlea *et al.*, 2009]. There was good agreement (slope=1.09, R²=0.37) in pON measured by the two techniques, assuming that all of the particle-phase nitrate mass measured by the AMS was due to organic nitrates, and applying an average molecular weight of 265 g mol⁻¹ (effective molecular weight of pON as measured by FIGAERO-CIMS) to the AMS nitrates (figure 8b). The pON measured by the two instruments exhibited similar diel trends, with the maxima reaching in the early morning hours near sunrise. For total organic aerosol, the FIGAERO-CIMS detected approximately half of that observed by the AMS (slope=0.66, R²=0.23), similar to previous comparisons between the two techniques [Lopez-Hilfiker *et al.*, 2016b] (figure S2). The diel trends exhibited by AMS organics and FIGAERO-CIMS pON+pOC, however, showed markedly different diel trends (figure S2), with the AMS exhibiting higher enhancement

Deleted: robustly adhered

at night compared to day, whereas the FIGAERO-CIMS showed the opposite trend. The reason for the discrepancy may be that continued production of organic aerosol in the air mass below the nighttime forest canopy measured by the AMS is not seen by the FIGAERO-CIMS, due either to lack of mixing between above/below the canopy or that production of organic material by nighttime chemistry was not detectable by iodide-ionization.

5
10
15
20
25
30

Lastly, we observed large variability (on the order of 20% to 30%) in the contribution from each of the subgroups that comprised the total particulate organic mass (figures 6b and 6d). This variability occurred on the timescale of hours driven by the trends in the ambient abundances of each of the subgroups (figure 5). If the diel variability in the ambient abundances of each of the subgroups was driven by their chemical production cycles (as reflected in the gas-phase (figure 4), with which it is presumably in or close to equilibrium) as opposed to transport (that is, contribution of aerosols with different chemical compositions being advected to the site from elsewhere), the observed diel variability in the contribution from each of the subgroups (figures 6b and 6d) suggests a rapid turnover in the material that comprise the particulate organic mass. That is, the organic material formed at a given time during the day must be lost on comparable timescales, otherwise, the mass fraction it contributes to the total would not change significantly throughout the time of day due to accumulation in the particle-phase. For instance, we assume two compounds are produced on average at the same rate over the course of a model day, but that their production rates exhibit opposite diel trends, as shown in figure S3a. Their abundances are dictated by the balance between production and loss, as shown in equations (1) and (2):

Eq. (1)
$$\frac{dA}{dt} = P_A - \frac{A}{\tau_A}$$

Eq. (2)
$$\frac{dB}{dt} = P_B - \frac{B}{\tau_B}$$

, where P_A and P_B are the production rates (s^{-1}) of A and B, respectively, and τ_A and τ_B are the lifetimes (s) of A and B, respectively. In this case, the lifetimes are with respect to the particle phase component of A and B, and not their overall lifetime in the atmosphere. That is, net repartitioning from the particle phase into the gas-phase due to dilution would be represented in the lifetimes used in equations (1) and (2).

In this model framework, abundances of A and B eventually reach diurnally-repeating steady states within approximately 5 model days. A and B are analogous to the subgroups defined from the observations above, and the ratio of A (or B) to the sum A+B is analogous to the mass fraction of one of the observational subgroups to the total, as shown in figures 6b and 6d. We find that if A and B possess lifetimes on the order of a day or longer, then the amplitude and rate of variability in the contribution one to the sum of both, i.e. $A/(A+B)$, are muted compared to the observed relative variations of the subgroups (figures S3b and S3c). Therefore, a rapid loss or short residence time in the particle-phase (on the timescale of hours) is one explanation for the observations highlighted in figures 6b and 6d.

Deleted: s 4 and

Lee et al. [2016] demonstrated that the distinct diel trends exhibited by C₅ pON species (presumably derived from isoprene oxidation) and C₁₀ pON species (monoterpene-derived) were observed due to their hours-long lifetimes in the particle-phase. Observations during BAEC suggest the lifetime of all organic constituents of the particle-phase, not just organic nitrates, may be shorter than previously thought. A model to attribute specific chemical reactions and lifetimes to each of the subgroups observed during BAEC requires detailed information on oxidants (NO₃, OH, etc.), radicals (RO₂, HO₂, etc.) and meteorological conditions (boundary layer height, chemical conditions above/below surface layer, etc.) that are beyond the scope of this overview paper.

Formatted: Line spacing: 1.5 lines

3.4 Organic nitrates

The mass contribution of organic nitrates to the total organic aerosol mass (=pON/(pON+pOC)) exhibited a clear and distinct diel trend, with a maximum of ~0.35 around sunrise and minimum ~0.15 at midday (figure 8a). This was consistent with the trend observed with the same FIGAERO-CIMS coupled package in the Southeast U.S. [Lee et al., 2016]. However, in that study the pON contribution to the total aerosol mass was much lower (~0.05) even though NO_x levels were typically higher in the summertime in Centreville, AL, particularly at nighttime (figure S4 of [Lee et al., 2016]). Observations at BAEC were also consistent with other observations of unexpectedly high contribution of particle-phase organic nitrates, particularly at nighttime, to the total organic aerosol mass in regions with moderate to low NO_x emissions observed utilizing a network of Aerosol Mass Spectrometers (AMS) by Kiendler-Scharr et al. [2016].

Deleted: %

It is unclear why the contribution of pON to the total organic aerosol mass was greater above the more pristine (less NO_x) boreal forest of Hyttiälä, Finland compared to the more polluted (more NO_x) mixed deciduous forest of the Southeast U.S. (figure S1 here and figure S4 of Lee et al., 2016). In addition to NO_x, other parameters including monoterpene levels and their speciation (figure S1 of Ayres et al. [2015] and Hakola et al. [2012]) were different at the two sites. Kiendler-Scharr et al. [2016] attributed the high contribution of ON to total OA to nighttime NO₃ radical driven chemistry. However, gas-phase measurements during BAEC show only 9 ON compounds exhibited a diel trend that would be consistent with NO₃-driven chemistry [Liebmann et al., 2018] (table 1), representing at most 10% of the of the total gON mixing ratio (figure 6a). The nighttime pON subgroup constituted at most 50% of the total pON mass in the few hours before sunrise, but its contribution dropped to about 10% at midday (figure 6b). We cannot rule out significant pON production by NO₃ chemistry elsewhere, e.g. above the nocturnal surface layer in which the airmass would not be readily accessible to the FIGAERO-CIMS at the top of tower in the stable nighttime atmosphere. But if faster chemical production of pON in the boreal forest was not the main reason why its contribution to total OA was greater, another possibility is that pON was lost faster relative to pOC in the mixed-deciduous forest with higher temperatures and absolute humidity.

Deleted: over

Formatted: Subscript

Formatted: Font:Italic

Formatted: Font:Italic

Deleted: 2017

1
2
3
4
5
6
7
8
9
10
11
12
13
14
15
16
17
18
19
20
21
22
23
24
25
26
27
28
29
30

Lastly, we observed ON species possessing 16 or more carbon atoms that **belonged** to all three subgroups of both the gas and particle phases, as shown in figures 4 and 5, respectively. These compositions are consistent with nitrate dimers of monoterpene oxidation products. The mass contribution of these nitrate dimers to total pON was significant, reaching an average maximum of ~15% at nighttime and a minimum at daytime of ~5% (figure 8a). While there are few, if any reports, of such nitrated dimers in both the gas and particle phases, there is evidence from offline analyses of particle phase SOA of nitrate oligomers [Nguyen *et al.*, 2011]. That we observed some of these dimers enhanced at night is suggestive of a possible role for NO₃ radical chemistry. There continues to be debate as to what extent to which NO₃ driven oxidation of σ -pinene contributes to SOA formation [Fry *et al.*, 2014; Kurten *et al.*, 2017]. We propose here one way that NO₃ radical driven oxidation of σ -pinene could lead to SOA formation, namely through the reaction of the nitrate-derived peroxy radicals undergoing cross reactions with other peroxy radicals, e.g. from ozonolysis or nighttime OH chemistry, to form low volatility nitrated dimers (figure 9). This hypothesis is consistent with the observation of these dimers in the gas-phase, and could be tested in a series of laboratory chamber studies utilizing a FIGAERO-CIMS or similar technique capable of detecting such dimers.

Formatted: Line spacing: 1.5 lines

Deleted: adhered

4 Conclusions

Hourly measurements using the FIGAERO-CIMS of the abundance and molecular formulae provided a rich view of the organic constituents of the gas and particle phases above a boreal forest during the spring-summer transition season.

Reduction of the observations using non-negative matrix factorization revealed that most species in both phases exhibited one of three distinct diel trends, one in which the ambient levels were enhanced at daytime, another during the early morning hours and lastly at nighttime. The mass contribution of each subgroup, comprised of a unique set of compounds and defined by their distinct behavior in time, to the total particulate organic aerosol mass exhibited significant systematic diel variability that is broadly consistent with expectations of daytime photochemistry in the presence of NO and nighttime chemistry dominated by ozonolysis and NO₃ chemistry together with diel boundary layer dynamics. Lastly, the contribution of organic nitrates to the total particulate organic mass exhibited a clear nighttime enhancement during BAECC, with a non-negligible contribution from nitrated dimer-like compounds, which may be formed by the reaction between a nitrated organic peroxy radical and non-nitrated peroxy radical. The mass fraction of pON to total OA observed by the same FIGAERO-CIMS was much lower at a temperate forest site in the Southeast U.S. affected by higher nighttime levels of NO_x. These observations suggest the rate of loss, more than the production, may have been a key difference between the two sites that determined the contribution of pON to the total organic aerosol burden.

References

5 Avres, B. R., Allen, H. M., Draper, D. C., Brown, S. S., Wild, R. J., Jimenez, J. L., Day, D. A., Campuzano-Jost, P., Hu, W., de Gouw, J., Koss, A., Cohen, R. C., Duffey, K. C., Romer, P., Baumann, K., Edgerton, E., Takahama, S., Thornton, J. A., Lee, B. H., Lopez-Hilfiker, F. D., Mohr, C., Wennberg, P. O., Nguyen, T. B., Teng, A., Goldstein, A. H., Olson, K., and Fry, J. L.: Organic nitrate aerosol formation via NO_3 + biogenic volatile organic compounds in the southeastern United States, *Atmos. Chem. Phys.*, **15**, 13377-13392, doi:10.5194/acp-15-13377-2015, 2015.

Berry, M. W., Browne, M., Langville, A. N., Pauca, V. P., and Plemmons, R. J.: Algorithms and applications for approximate nonnegative matrix factorization, *Comput. Stat. Data An.*, **52**(1), 155-173, doi:10.1016/j.csda.2006.11.006, 2007.

10 Bianchi, F., Garmash, O., He, X., Yan, C., Iyer, S., Rosendahl, I., Xu, Z., Rissanen, M. P., Riva, M., Taipale, R., Sarnela, N., Petäjä, T., Worsnop, D. R., Kulmala, M., Ehn, M., and Junninen, H.: The role of highly oxygenated molecules (HOMs) in determining the composition of ambient ions in the boreal forest, *Atmos. Chem. Phys.*, **17**(22), 13819-13831, doi:10.5194/acp-17-13819-2017, 2017.

Bonan, G. B.: Forests and climate change: Forcings, feedbacks, and the climate benefits of forests, *Science*, **320**(5882), 1444-1449, doi:10.1126/science.1155121, 2008.

15 Crouse, J. D., Paulot, F., Kjaergaard, H. G., and Wennberg, P. O.: Peroxy radical isomerization in the oxidation of isoprene, *Phys. Chem. Chem. Phys.*, **13**(30), 13607-13613, doi:10.1039/c1cp21330j, 2011.

D'Ambro, E. L., Lee, B. H., Liu, J., Shilling, J. E., Gaston, C. J., Lopez-Hilfiker, F. D., Schobesberger, S., Zaveri, R. A., Mohr, C., Lutz, A., Zhang, Z., Gold, A., Surratt, J. D., Rivera-Rios, J. C., Keutsch, F. N., and Thornton, J. A.: Molecular composition and volatility of isoprene photochemical oxidation secondary organic aerosol under low- and high- NO_x conditions, *Atmos. Chem. Phys.*, **17**(1), 159-174, doi:10.5194/acp-17-159-2017, 2017.

20 DeCarlo, P. F., Kimmel, J. R., Trimborn, A., Northway, M. J., Jayne, J. T., Aiken, A. C., Gonin, M., Fuhrer, K., Horvath, T., Docherty, K. S., Worsnop, D. R., and Jimenez, J. L.: Field-deployable, high-resolution, time-of-flight aerosol mass spectrometer, *Anal. Chem.*, **78**(24), 8281-8289, doi:10.1021/ac061249n, 2006.

25 Dunlea, E. J., DeCarlo, P. F., Aiken, A. C., Kimmel, J. R., Peltier, R. E., Weber, R. J., Tomlinson, J., Collins, D. R., Shinozuka, Y., McNaughton, C. S., Howell, S. G., Clarke, A. D., Emmons, L. K., Apel, E. C., Pfister, G. G., van Donkelaar, A., Martin, R. V., Millet, D. B., Heald, C. L., and Jimenez, J. L.: Evolution of Asian aerosols during transpacific transport in INTEX-B, *Atmos. Chem. Phys.*, **9**(19), 7257-7287, doi:10.5194/acp-9-7257-2009, 2009.

30 Ehn, M., Junninen, H., Petaja, T., Kurten, T., Kerminen, V. M., Schobesberger, S., Manninen, H. E., Ortega, I. K., Vehkamäki, H., Kulmala, M., and Worsnop, D. R.: Composition and temporal behavior of ambient ions in the boreal forest, *Atmos. Chem. Phys.*, **10**(17), 8513-8530, doi:10.5194/acp-10-8513-2010, 2010.

Ehn, M., Kleist, E., Junninen, H., Petaja, T., Lonn, G., Schobesberger, S., Dal Maso, M., Trimborn, A., Kulmala, M., Worsnop, D. R., Wahner, A., Wildt, J., and Mentel, T. F.: Gas phase formation of extremely oxidized pinene reaction products in chamber and ambient air, *Atmos. Chem. Phys.*, **12**(11), 5113-5127, doi:10.5194/acp-12-5113-2012, 2012.

35 Ehn, M., Thornton, J. A., Kleist, E., Sipila, M., Junninen, H., Pullinen, I., Springer, M., Rubach, F., Tillmann, R., Lee, B., Lopez-Hilfiker, F., Andres, S., Acir, I. H., Rissanen, M., Jokinen, T., Schobesberger, S., Kangasluoma, J., Kontkanen, J., Nieminen, T., Kurten, T., Nielsen, L. B., Jorgensen, S., Kjaergaard, H. G., Canagaratna, M., Dal Maso, M., Berndt, T., Petaja, T., Wahner, A., Kerminen, V. M., Kulmala, M., Worsnop, D. R., Wildt, J., and Mentel, T. F.: A large source of low-volatility secondary organic aerosol, *Nature*, **506**(7489), 476+, doi:10.1038/nature13032, 2014.

40 Fry, J. L., Draper, D. C., Barsanti, K. C., Smith, J. N., Ortega, J., Winkle, P. M., Lawler, M. J., Brown, S. S., Edwards, P. M., Cohen, R. C., and Lee, L.: Secondary Organic Aerosol Formation and Organic Nitrate Yield from NO_3 Oxidation of Biogenic Hydrocarbons, *Environ. Sci. Technol.*, **48**(20), 11944-11953, doi:10.1021/es502204x, 2014.

Goldstein, A. H., and Galbally, I. E.: Known and unexplored organic constituents in the earth's atmosphere, *Environ. Sci. Technol.*, **41**(5), 1514-1521, doi:10.1021/es072476p, 2007.

45 Guenther, A., Karl, T., Harley, P., Wiedinmyer, C., Palmer, P. I., and Geron, C.: Estimates of global terrestrial isoprene emissions using MEGAN (Model of Emissions of Gases and Aerosols from Nature), *Atmos. Chem. Phys.*, **6**, 3181-3210, doi:10.5194/acp-6-3181-2006, 2006.

Formatted	... [2]
Formatted	... [3]
Deleted:	M.
Moved down [1]:	A. N.
Moved (insertion) [1]	... [4]
Moved (insertion) [2]	... [5]
Moved down [2]:	V. P.
Moved down [3]:	R. J.
Moved (insertion) [3]	... [6]
Deleted:	(2007),
Formatted	... [7]
Formatted	... [8]
Deleted:	Bianchi, F., et al. (2017),
Formatted	... [9]
Deleted:	(2008),
Formatted	... [10]
Deleted:	F.
Moved down [4]:	H. G.
Moved (insertion) [4]	... [11]
Moved down [5]:	P. O.
Moved (insertion) [5]	... [12]
Deleted:	(2011)...,
Formatted	... [13]
Formatted	... [14]
Formatted	... [15]
Deleted:	D'Ambro, E. L., et al. (2017),
Formatted	... [16]
Formatted	... [17]
Deleted:	DeCarlo, P. F., et al. (2006),
Formatted	... [18]
Formatted	... [19]
Deleted:	Dunlea, E. J., et al. (2009),
Formatted	... [20]
Formatted	... [21]
Deleted:	Ehn, M., et al. (2010),
Formatted	... [22]
Formatted	... [23]
Deleted:	Ehn, M., et al. (2012),
Formatted	... [24]
Formatted	... [25]
Deleted:	Ehn, M., et al. (2014),
Formatted	... [26]
Formatted	... [27]
Deleted:	Fry, J. L., et al. (2014),
Formatted	... [28]
Moved down [6]:	I. E.
Moved (insertion) [6]	... [29]
Deleted:	(2007),
Formatted	... [30]
Formatted	... [31]
Formatted	... [32]
Formatted	... [33]

	Guenther, A. B., Jiang, X., Heald, C. L., Sakulyanontvittaya, T., Duhl, T., Emmons, L. K., and Wang, X.: The Model of Emissions of Gases and Aerosols from Nature version 2.1 (MEGAN2.1): an extended and updated framework for modeling biogenic emissions, <i>Geosci. Model. Dev.</i>, 5(6), 1471-1492, doi:10.5194/gmd-5-1471-2012, 2012.	Deleted: Guenther, A. B., X. Jiang, C. L. Heald, T. ... [35]
	Formatted	... [36]
	Formatted	... [37]
5	Hakola, H., Hellen, H., Hemmila, M., Rinne, J., and Kulmala, M.: In situ measurements of volatile organic compounds in a boreal forest, <i>Atmos. Chem. Phys.</i>, 12(23), 11665-11678, doi:10.5194/acp-12-11665-2012, 2012.	Deleted: Hakola, H., H. Hellen, M. Hemmila, J. Rinne, ... [38]
	Formatted	... [39]
	Formatted	... [40]
	Deleted: Hallquist, M., et al. (2009),	
	Formatted	... [41]
10	Hallquist, M., Wenger, J. C., Baltensperger, U., Rudich, Y., Simpson, D., Claeys, M., Dommen, J., Donahue, N. M., George, C., Goldstein, A. H., Hamilton, J. F., Herrmann, H., Hoffmann, T., Iinuma, Y., Jang, M., Jenkin, M. E., Jimenez, J. L., Kiendler-Scharr, A., Maenhaut, W., McFiggans, G., Mentel, T. F., Monod, A., Prevot, A. S. H., Seinfeld, J. H., Surratt, J. D., Szmigielski, R., and Wildt, J.: The formation, properties and impact of secondary organic aerosol: current and emerging issues, <i>Atmos. Chem. Phys.</i>, 9(14), 5155-5236, doi:DOI 10.5194/acp-9-5155-2009, 2009.	Formatted
	Formatted	... [42]
	Deleted: Hari, P., and M. Kulmala (2005),	
	Formatted	... [43]
	Formatted	... [44]
15	Heald, C. L., Henze, D. K., Horowitz, L. W., Feddes, J., Lamarque, J. F., Guenther, A., Hess, P. G., Vitt, F., Seinfeld, J. H., Goldstein, A. H., and Fung, I.: Predicted change in global secondary organic aerosol concentrations in response to future climate, emissions, and land use change, <i>J. Geophys. Res.</i>, 113(D5), doi:10.1029/2007jd009092, 2008.	Deleted: Heald, C. L., et al. (2008),
	Deleted: -Atmos	
	Formatted	... [45]
	Formatted	... [46]
20	Holzinger, R., Lee, A., Paw, K. T., and Goldstein, A. H.: Observations of oxidation products above a forest imply biogenic emissions of very reactive compounds, <i>Atmos. Chem. Phys.</i>, 5, 67-75, doi:DOI 10.5194/acp-5-67-2005, 2005.	Formatted
	Formatted	... [47]
	Deleted: Hunter, J. F., et al. (2017),	
	Formatted	... [48]
	Formatted	... [49]
	Formatted	... [50]
	Deleted: Horii, C. V., J. W. Munger, S. C. Wofsy, M. Z...	
	Formatted	... [51]
25	Horii, C. V., Munger, J. W., Wofsy, S. C., Zahniser, M., Nelson, D., and McManus, J. B.: Fluxes of nitrogen oxides over a temperate deciduous forest, <i>J. Geophys. Res.</i>, 109(D8), doi:10.1029/2003jd004326, 2004.	Formatted
	Formatted	... [52]
	Deleted: -Atmos	
	Formatted	... [53]
30	Hunter, J. F., Dav, D. A., Palm, B. B., Yatavelli, R. L. N., Chan, A. H., Kaser, L., Cappellin, L., Hayes, P. L., Cross, E. S., Carrasquillo, A. J., Campuzano-Jost, P., Stark, H., Zhao, Y. L., Hohaus, T., Smith, J. N., Hansel, A., Karl, T., Goldstein, A. H., Guenther, A., Worsnop, D. R., Thornton, J. A., Heald, C. L., Jimenez, J. L., and Kroll, J. H.: Comprehensive characterization of atmospheric organic carbon at a forested site, <i>Nat. Geosci.</i>, 10(10), 748-+, doi:10.1038/Ngeo3018, 2017.	Formatted
	Formatted	... [54]
	Deleted: Hunter, J. F., et al. (2017),	
	Formatted	... [55]
	Formatted	... [56]
35	Ilvesniemi, H., and Liu, C.: Biomass distribution in a young Scots pine stand, <i>Boreal Environ. Res.</i>, 6(1), 3-8, 2001.	Deleted: Ilvesniemi, H., and C. Liu (2001),
	Formatted	... [57]
	Formatted	... [58]
	Deleted: Isaacman-VanWertz, G., et al. (2017),	
	Formatted	... [59]
40	Isaacman-VanWertz, G., Massoli, P., O'Brien, R. E., Nowak, J. B., Canagaratna, M. R., Jayne, J. T., Worsnop, D. R., Su, L., Knopf, D. A., Misztal, P. K., Arata, C., Goldstein, A. H., and Kroll, J. H.: Using advanced mass spectrometry techniques to fully characterize atmospheric organic carbon: current capabilities and remaining gaps, <i>Faraday Discuss.</i>, 200, 579-598, doi:10.1039/c7fd00021a, 2017.	Formatted
	Formatted	... [60]
	Formatted	... [61]
	Formatted	... [62]
	Deleted: Junninen, H., et al. (2009),	
	Formatted	... [63]
	Formatted	... [64]
	Deleted: Junninen, H., et al. (2010),	
	Formatted	... [65]
	Formatted	... [66]
45	Junninen, H., Lauri, A., Keronen, P., Aalto, P., Hiltunen, V., Hari, P., and Kulmala, M.: Smart-SMEAR: on-line data exploration and visualization tool for SMEAR stations, <i>Boreal Environ. Res.</i>, 14, 447-457, 2009.	Deleted: Junninen, H., et al. (2009),
	Formatted	... [67]
	Formatted	... [68]
	Formatted	... [69]
	Deleted: Kavouras, I. G., N. Mihalopoulos, and E. G. St...	
	Formatted	... [70]
	Formatted	... [71]
	Deleted: Kiendler-Scharr, A., et al. (2016),	

nighttime chemistry in the European submicron aerosol, *Geophys. Res. Lett.*, **43**(14), 7735-7744, doi:10.1002/2016gl069239, 2016.

5 Kroll, J. H., Donahue, N. M., Jimenez, J. L., Kessler, S. H., Canagaratna, M. R., Wilson, K. R., Altieri, K. E., Mazzoleni, L. R., Wozniak, A. S., Bluhm, H., Mysak, E. R., Smith, J. D., Kolb, C. E., and Worsnop, D. R.: Carbon oxidation state as a metric for describing the chemistry of atmospheric organic aerosol, *Nat. Chem.*, **3**(2), 133-139, doi:10.1038/Nchem.948, 2011.

Kulmala, M., Rannik, Ü., Pirjola, L., Dal Maso, M., Karimäki, J., Asmi, A., Jäppinen, A., Karhu, V., Korhonen, H., Malvikko, S.-P., Puustinen, A., Raittila, J., Romakkaniemi, S., Suni, T., Yli-Koivisto, S., Paatero, J., Hari, P., and Vesala, T.: Characterization of atmospheric trace gas and aerosol concentrations at forest sites in southern and northern Finland using back trajectories, *Boreal Environ. Res.*, **5**, 315-336, 2000.

10 Kulmala, M., Hameri, K., Aalto, P. P., Makela, J. M., Pirjola, L., Nilsson, E. D., Buzorius, G., Rannik, U., Dal Maso, M., Seidl, W., Hoffmann, T., Janson, R., Hansson, H. C., Viisanen, Y., Laaksonen, A., and O'Dowd, C. D.: Overview of the international project on biogenic aerosol formation in the boreal forest (BIOFOR), *Tellus B*, **53**(4), 324-343, doi:DOI 10.1034/j.1600-0889.2001.530402.x, 2001.

15 Kurten, T., Moller, K. H., Nguyen, T. B., Schwantes, R. H., Misztal, P. K., Su, L. P., Wennberg, P. O., Fry, J. L., and Kjaergaard, H. G.: Alkoxy Radical Bond Scissions Explain the Anomalously Low Secondary Organic Aerosol and Organonitrate Yields From alpha-Pinene + NO₃, *J. Phys. Chem. Lett.*, **8**(13), 2826-2834, doi:10.1021/acs.jpcclett.7b01038, 2017.

20 Lee, B. H., Lopez-Hilfiker, F. D., Mohr, C., Kurten, T., Worsnop, D. R., and Thornton, J. A.: An Iodide-Adduct High-Resolution Time-of-Flight Chemical-Ionization Mass Spectrometer: Application to Atmospheric Inorganic and Organic Compounds, *Environ. Sci. Technol.*, **48**(11), 6309-6317, doi:10.1021/es500362a, 2014.

Lee, B. H., Mohr, C., Lopez-Hilfiker, F. D., Lutz, A., Hallquist, M., Lee, L., Romer, P., Cohen, R. C., Iyer, S., Kurten, T., Hu, W. W., Day, D. A., Campuzano-Jost, P., Jimenez, J. L., Xu, L., Ng, N. L., Guo, H. Y., Weber, R. J., Wild, R. J., Brown, S. S., Koss, A., de Gouw, J., Olson, K., Goldstein, A. H., Seco, R., Kim, S., McAvey, K., Shepson, P. B., Starn, T., Baumann, K., Edgerton, E. S., Liu, J. M., Shilling, J. E., Miller, D. O., Brune, W., Schobesberger, S., D'Ambro, E. L., and Thornton, J. A.: Highly functionalized organic nitrates in the southeast United States: Contribution to secondary organic aerosol and reactive nitrogen budgets, *P. Natl. Acad. Sci. USA*, **113**(6), 1516-1521, doi:10.1073/pnas.1508108113, 2016.

25 Liebmann, J., Karu, E., Sobanski, N., Schuladen, J., Ehn, M., Schallhart, S., Quéléver, L., Hellen, H., Hakola, H., Hoffmann, T., Williams, J., Fischer, H., Lelieveld, J., and Crowley, J. N.: Direct measurement of NO₃ radical reactivity in a boreal forest, *Atmos. Chem. Phys.*, **18**, 3799-3815, https://doi.org/10.5194/acp-18-3799-2018, 2018.

Liu, J. M., D'Ambro, E. L., Lee, B. H., Lopez-Hilfiker, F. D., Zaveri, R. A., Rivera-Rios, J. C., Keutsch, F. N., Iyer, S., Kurten, T., Zhang, Z. F., Gold, A., Surratt, J. D., Shilling, J. E., and Thornton, J. A.: Efficient Isoprene Secondary Organic Aerosol Formation from a Non-IEPDX Pathway, *Environ. Sci. Technol.*, **50**(18), 9872-9880, doi:10.1021/acs.est.6b01872, 2016.

30 Lopez-Hilfiker, F. D., Iyer, S., Mohr, C., Lee, B. H., D'Ambro, E. L., Kurten, T., and Thornton, J. A.: Constraining the sensitivity of iodide adduct chemical ionization mass spectrometry to multifunctional organic molecules using the collision limit and thermodynamic stability of iodide ion adducts, *Atmos. Meas. Tech.*, **9**(4), 1505-1512, doi:10.5194/amt-9-1505-2016, 2016a.

35 Lopez-Hilfiker, F. D., Mohr, C., D'Ambro, E. L., Lutz, A., Riedel, T. P., Gaston, C. J., Iyer, S., Zhang, Z., Gold, A., Surratt, J. D., Lee, B. H., Kurten, T., Hu, W. W., Jimenez, J., Hallquist, M., and Thornton, J. A.: Molecular Composition and Volatility of Organic Aerosol in the Southeastern US: Implications for IEPOX Derived SOA, *Environ. Sci. Technol.*, **50**(5), 2200-2209, doi:10.1021/acs.est.5b04769, 2016b.

40 Lopez-Hilfiker, F. D., Mohr, C., Ehn, M., Rubach, F., Kleist, E., Wildt, J., Mentel, T. F., Lutz, A., Hallquist, M., Worsnop, D., and Thornton, J. A.: A novel method for online analysis of gas and particle composition: description and evaluation of a Filter Inlet for Gases and AEROSols (FIGAERO), *Atmos. Meas. Tech.*, **7**(4), 983-1001, doi:10.5194/amt-7-983-2014, 2014.

45 Min, K. E., Pusede, S. E., Browne, E. C., LaFranchi, B. W., Wooldridge, P. J., and Cohen, R. C.: Eddy covariance fluxes and vertical concentration gradient measurements of NO and NO₂ over a ponderosa pine ecosystem: observational evidence

Formatted [70]

Formatted [71]

Deleted: Kroll, J. H., et al. (2011),

Formatted [72]

Deleted: Kulmala, M., et al. (...ulmala, M. Rannik, 20... [73]

Formatted [74]

Formatted [75]

Deleted: Kulmala, M., et al. (2001),

Formatted [76]

Formatted [77]

Deleted: Kurten, T., K. H. Moller, T. B. Nguyen, R. H. Schwantes, P. K. Misztal, L. P. Su, P. O. Wennberg, J. L. Fry, and H. G. Kjaergaard (2017),

Formatted [78]

Formatted [79]

Deleted: Lee, B. H., F. D. Lopez-Hilfiker, C. Mohr, T. Kurten, D. R. Worsnop, and J. A. Thornton (2014),

Formatted [80]

Formatted [81]

Deleted: Lee, B. H., et al. (2016),

Formatted [82]

Formatted: Font:Times New Roman, 10 pt

Deleted: Liebmann, J., et al. (2017). Direct measurement of NO₃ reactivity in a boreal forest. *Atmos Chem Phys Discuss*, https://doi.org/10.5194/acp-2017-975, in review, 2017.

Formatted: Font:

Formatted [83]

Deleted: Liu, J. M., et al. (2016),

Formatted [84]

Formatted [85]

Deleted: Lopez-Hilfiker, F. D., S. Iyer, C. Mohr, B. H. Lee, E. L. D'Ambro, T. Kurten, and J. A. Thornton (2016a),

Formatted [86]

Formatted [87]

Deleted: Lopez-Hilfiker, F. D., et al. (2016b), ...olecula [88]

Formatted [89]

Formatted [90]

Deleted: Lopez-Hilfiker, F. D., et al. (2014),

Formatted [91]

Formatted [92]

Deleted: Min, K. E., S. E. Pusede, E. C. Browne, B. W. LaFranchi, P. J. Wooldridge, and R. C. Cohen (2014),

	for within-canopy chemical removal of NO _x , <i>Atmos. Chem. Phys.</i> , 14 (11), 5495-5512, doi:10.5194/acp-14-5495-2014, 2014.	Formatted	... [93]
5	Mohr, C., Lopez-Hilfiker, F. D., Yli-Juuti, T., Heitto, A., Lutz, A., Hallquist, M., D'Ambro, E. L., Rissanen, M. P., Hao, L. Q., Schobesberger, S., Kulmala, M., Mauldin, R. L., Makkonen, U., Sipilä, M., Petaja, T., and Thornton, J. A.: Ambient observations of dimers from terpene oxidation in the gas phase: Implications for new particle formation and growth, <i>Geophys. Res. Lett.</i> , 44 (6), 2958-2966, doi:10.1002/2017gl072718, 2017.	Formatted	... [94]
		Deleted: Mohr, C., et al. (2017),	
	Nguyen, T. B., Laskin, J., Laskin, A., and Nizkorodov, S. A.: Nitrogen-Containing Organic Compounds and Oligomers in Secondary Organic Aerosol Formed by Photooxidation of Isoprene, <i>Environ. Sci. Technol.</i> , 45 (16), 6908-6918, doi:10.1021/es201611n, 2011.	Formatted	... [95]
10	Paasonen, P., Asmi, A., Petaja, T., Kajos, M. K., Aijala, M., Junninen, H., Holst, T., Abbatt, J. P. D., Arneth, A., Birmili, W., van der Gon, H. D., Hamed, A., Hoffer, A., Laakso, L., Laaksonen, A., Leaitch, W. R., Plass-Dulmer, C., Pryor, S. C., Rissanen, P., Swietlicki, E., Wiedensohler, A., Worsnop, D. R., Kerminen, V. M., and Kulmala, M.: Warming-induced increase in aerosol number concentration likely to moderate climate change, <i>Nat. Geosci.</i> , 6 (6), 438-442, doi:10.1038/Ngeo1800, 2013.	Formatted	... [96]
		Deleted: Nguyen, T. B., J. Laskin, A. Laskin, and S. A. Nizkorodov (2011),	
15	Paatero, P., and Tapper, U.: Positive matrix factorization: A non-negative factor model with optimal utilization of error estimates of data values, <i>Environmetrics</i> , 5 , 111-126, doi:10.1002/env.3170050203, 1994.	Formatted	... [97]
	Petaja, T., O'Connor, E. J., Moiseev, D., Sinclair, V. A., Manninen, A. J., Vaananen, R., von Lerber, A., Thorntont, J. A., Nicocoll, K., Petersen, W., Chandrasekar, V., Smith, J. N., Winkler, P. M., Kruger, O., Hakola, H., Timonen, H., Brus, D., Laurila, T., Asmi, E., Riekkola, M. L., Mona, L., Massoli, P., Engelmann, R., Komppppula, M., Wang, J., Kuang, C. G., Back, J., Virtanen, A., Levula, J., Ritsche, M., and Hickmon, N.: BAEC: A Field Campaign to Elucidate the Impact of Biogenic Aerosols on Clouds and Climate, <i>B. Am. Meteor. Soc.</i> , 97 (10), 1909-1928, doi:10.1175/Bams-D-14-00199.1, 2016.	Formatted	... [98]
		Deleted: Paasonen, P., et al. (2013),	
		Formatted	... [99]
20	Riipinen, I., Pierce, J. R., Yli-Juuti, T., Nieminen, T., Hakkinen, S., Ehn, M., Junninen, H., Lehtipalo, K., Petaja, T., Slowik, J., Chang, R., Shantz, N. C., Abbatt, J., Leaitch, W. R., Kerminen, V. M., Worsnop, D. R., Pandis, S. N., Donahue, N. M., and Kulmala, M.: Organic condensation: a vital link connecting aerosol formation to cloud condensation nuclei (CCN) concentrations, <i>Atmos. Chem. Phys.</i> , 11 (8), 3865-3878, doi:10.5194/acp-11-3865-2011, 2011.	Formatted	... [100]
	Schobesberger, S., Lopez-Hilfiker, F. D., Taipale, D., Millet, D. B., D'Ambro, E. L., Rantala, P., Mammarella, I., Zhou, P. T., Wolfe, G. M., Lee, B. H., Boy, M., and Thornton, J. A.: High upward fluxes of formic acid from a boreal forest canopy, <i>Geophys. Res. Lett.</i> , 43 (17), 9342-9351, doi:10.1002/2016gl069599, 2016.	Formatted	... [101]
	Seinfeld, J. H., and Pandis, S. N.: Atmospheric chemistry and physics : from air pollution to climate change. Third edition. ed., xxvi, 1120 pages pp., John Wiley & Sons, Inc., Hoboken, New Jersey, 2016.	Deleted: Petaja, T., et al. (2016), Baec ...AECC: Aa	... [102]
25	Smolander, S., He, Q., Mogensen, D., Zhou, L., Back, J., Ruuskanen, T., Noe, S., Guenther, A., Aaltonen, H., Kulmala, M., and Boy, M.: Comparing three vegetation monoterpene emission models to measured gas concentrations with a model of meteorology, air chemistry and chemical transport, <i>Biogeosciences</i> , 11 , 5425-5443, doi:10.5194/bg-11-5425-2014, 2014.	Formatted	... [103]
		Formatted	... [104]
		Deleted: Riipinen, I., et al. (2011),	
30	Spanke, J., Rannik, U., Forkel, R., Nigge, W., and Hoffmann, T.: Emission fluxes and atmospheric degradation of monoterpenes above a boreal forest: field measurements and modelling, <i>Tellus B</i> , 53 (4), 406-422, doi:DOI 10.1034/j.1600-0889.2001.530407.x, 2001.	Formatted	... [105]
	Spracklen, D. V., and Rap, A.: Natural aerosol-climate feedbacks suppressed by anthropogenic aerosol, <i>Geophys. Res. Lett.</i> , 40 (19), 5316-5319, doi:10.1002/2013gl057966, 2013.	Formatted	... [106]
		Deleted: Schobesberger, S., et al. (2016),	
		Formatted	... [107]
		Moved down [7]: S. N.	
		Deleted: (
		Moved (insertion) [7]	
35	Steffen, W., Noble, I., Canadell, J., Apps, M., Schulze, E. D., Jarvis, P. G., Baldocchi, D., Ciais, P., Cramer, W., Ehleringer, J., Farquhar, G., Field, C. B., Ghazi, A., Gifford, R., Heimann, M., Houghton, R., Kabat, P., Korner, C., Lambin, E., Linder, S., Mooney, H. A., Murdiyaro, D., Post, W. M., Prentice, I. C., Raupach, M. R., Schimel, D. S., Shvidenko, A., Valentini, R., and Grp, T. C. W.: The terrestrial carbon cycle: Implications for the Kyoto Protocol, <i>Science</i> , 280 (5368), 1393-1394, 1998.	Formatted	... [108]
	Yan, C., Nie, W., Aijala, M., Rissanen, M. P., Canagaratna, M. R., Massoli, P., Junninen, H., Jokinen, T., Sarnela, N., Hame, S. A. K., Schobesberger, S., Canonaco, F., Yao, L., Prevot, A. S. H., Petaja, T., Kulmala, M., Sipilä, M., Worsnop, D. R., and Ehn, M.: Source characterization of highly oxidized multifunctional compounds in a boreal forest environment using positive matrix factorization, <i>Atmos. Chem. Phys.</i> , 16 (19), 12715-12731, doi:10.5194/acp-16-12715-2016, 2016.	Deleted: Smolander, S., et al. (2014),	
40		Formatted: Font:Not Italic	
		Formatted	... [109]
		Deleted: Spanke, J., U. Rannik, R. Forkel, W. Nigge, and T. Hoffmann (2001),	
45		Formatted	... [110]
		Deleted: A. ...ap, A.: (2013),	... [111]
		Formatted	... [112]
		Formatted	... [113]
		Deleted: Steffen, W., et al. (1998),	
		Formatted	... [114]
		Formatted	... [115]
		Deleted: Yan, C., et al. (2016),	
		Formatted	... [116]

Yatavelli, R. L. N., Lopez-Hilfiker, F., Wargo, J. D., Kimmel, J. R., Cubison, M. J., Bertram, T. H., Jimenez, J. L., Gonin, M., Worsnop, D. R., and Thornton, J. A.: A Chemical Ionization High-Resolution Time-of-Flight Mass Spectrometer Coupled to a Micro Orifice Volatilization Impactor (MOVI-HRToF-CIMS) for Analysis of Gas and Particle-Phase Organic Species, *Aerosol Sci. Tech.*, 46(12), 1313-1327, doi:10.1080/02786826.2012.712236, 2012.

5 Zha, Q., Yan, C., Junninen, H., Riva, M., Aalto, J., Quéléver, L., Schallhart, S., Dada, L., Heikkinen, L., Peräkylä, O., Zou, J., Rose, C., Wang, Y., Mammarella, I., Katul, G., Vesala, T., Worsnop, D. R., Kulmala, M., Petäjä, T., Bianchi, F., and Ehn, M.: Vertical characterization of Highly Oxygenated Molecules (HOMs) below and above a boreal forest canopy, *Atmos. Chem. Phys. Discuss.*, <https://doi.org/10.5194/acp-2017-1098>, in review, 2017.

10

Formatted: Font:Times New Roman, 10 pt

Formatted: p1

Deleted: Yatavelli, R. L. N., F. Lopez-Hilfiker, J. D. Wargo, J. R. Kimmel, M. J. Cubison, T. H. Bertram, J. L. Jimenez, M. Gonin, D. R. Worsnop, and J. A. Thornton (2012).

Formatted: Font:Times New Roman, Not Italic

Formatted: Font:Times New Roman, 10 pt

Formatted: Indent: Left: 0", Hanging: 0.25"

Formatted: Font:10 pt

Deleted: Zha, Q., et al. (2017), Vertical characterization of highly oxygenated molecules (HOMs) below and above a boreal forest canopy, *Atmos Chem Phys Discuss*, <https://doi.org/10.5194/acp-2017-1098>, in review.

Data availability

The FIGAERO-CIMS dataset encompassing all of the organic components of both the gas and particle phases, along with hourly time-dependent desorption profiles of each compound, for the entire 6-week duration of BAECC is several gigabytes. As such, the group at the University of Washington will directly transfer the entire dataset or a version with some of the dimensions compressed, by means most convenient to interested members of the community. Those who want access should contact the corresponding author, Joel Thornton at thornton@atmos.uw.edu. Datasets of all other observations collected at the SMEAR sites can be accessed here (<https://avaa.tdata.fi/web/smart/smear>), while being mindful of the terms of use here (<https://avaa.tdata.fi/web/smart/smear/terms-of-use>).

10 Acknowledgement

Funding support for the University of Washington was provided by the Department of Energy (DE-SC0006867 and DE-SC0018221). We acknowledge the support from the Academy of Finland Centre of Excellence (project no. 307331), Maj and Tor Nessling funding, the Nordic Centre of Excellence eSTICC (project no. 57001), and the Department of Energy support for AMF2 deployment during BAECC. The help of SMEAR II staff during the field study is gratefully acknowledged. The authors thank Petri I. R. Keronen for helpful suggestions and contributing the NO_x and O₃ observations.

15 Data generated at the SMEAR sites can be accessed here (<https://avaa.tdata.fi/web/smart/smear>), while being mindful of the terms of use here (<https://avaa.tdata.fi/web/smart/smear/terms-of-use>).

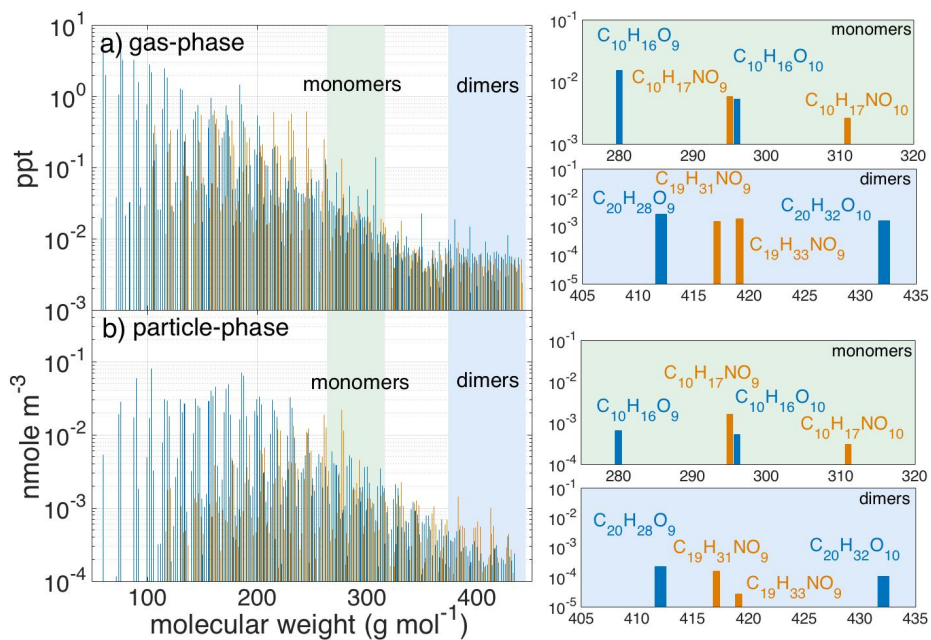
20 Competing interests

The authors declare that they have no conflict of interest.

Table 1: Effective molecular compositions, molecular weights, mixing ratio or mass concentration, and number of species belonging to the four subgroups (daytime, nighttime, morning, and others) of gas-phase organic nitrates (gON=C₇H₇NO₂), gas-phase organic carbon (gOC=C₇H₇N₀O₂), particulate organic nitrates (pON) and particulate organic carbon (pOC). Corresponding effective statistics for all gas-phase products (gON and gOC) and particle-phase products (pON and pOC) are also shown. The campaign-median mixing ratio of gOC is 62 ppt, which given its effective molecular weight of 121 g mol⁻¹ is about 0.3 μg m⁻³.

Deleted: adhering

	Daytime	Nighttime	Morning	Others
gas-phase	C _{4,7} H _{7,8} N _{0,1} O _{4,0} 130 g mol ⁻¹ 71.8 ppt n=602	C _{9,2} H _{14,9} N _{0,2} O _{3,2} 181 g mol ⁻¹ 3.1 ppt n=20	C _{7,5} H _{11,7} N _{0,5} O _{4,9} 196 g mol ⁻¹ 8.9 ppt n=92	C _{8,8} H _{14,4} N _{0,5} O _{4,9} 204 g mol ⁻¹ 9.6 ppt n=304
gOC	C _{4,5} H _{7,5} O _{3,7} 121 g mol ⁻¹ 62 ppt n=392	C _{9,1} H _{14,7} O _{2,8} 169 g mol ⁻¹ 2.5 ppt n=11	C _{7,2} H _{11,2} O _{4,2} 182 g mol ⁻¹ 4.0 ppt n=33	C _{8,5} H _{14,4} O _{4,1} 181 g mol ⁻¹ 5.1 ppt n=148
gON	C _{5,8} H _{9,8} NO _{5,7} 184 g mol ⁻¹ 9.4 ppt n=210	C _{9,6} H _{15,7} NO _{5,1} 227 g mol ⁻¹ 0.6 ppt n=9	C _{7,8} H _{12,1} NO _{5,6} 209 g mol ⁻¹ 4.9 ppt n=59	C _{9,3} H _{14,5} NO _{5,8} 232 g mol ⁻¹ 4.5 ppt n=156
particle-phase	C _{8,5} H _{12,8} N _{0,1} O _{5,8} 212 g mol ⁻¹ 0.25 μg m ⁻³ n=519	C _{12,7} H _{20,2} N _{0,9} O _{7,9} 311 g mol ⁻¹ 0.031 μg m ⁻³ n=125	C _{8,9} H _{13,5} N _{0,3} O _{5,7} 216 g mol ⁻¹ 0.23 μg m ⁻³ n=332	C _{9,4} H _{15,7} N _{0,1} O _{6,1} 231 g mol ⁻¹ 4.0×10 ⁻³ μg m ⁻³ n=42
pOC	C _{8,6} H _{13,1} O _{5,8} 210 g mol ⁻¹ 0.23 μg m ⁻³ n=378	C _{16,8} H _{29,2} O _{12,2} 427 g mol ⁻¹ 3.0×10 ⁻³ μg m ⁻³ n=28	C _{8,5} H _{13,0} O _{5,0} 196 g mol ⁻¹ 0.16 μg m ⁻³ n=151	C _{9,6} H _{15,9} O _{6,0} 231 g mol ⁻¹ 3.0×10 ⁻³ μg m ⁻³ n=27
pON	C _{7,4} H _{11,0} NO _{7,1} 227 g mol ⁻¹ 0.022 μg m ⁻³ n=141	C _{12,2} H _{19,0} NO _{7,3} 297 g mol ⁻¹ 0.028 μg m ⁻³ n=97	C _{9,9} H _{14,8} NO _{7,3} 264 g mol ⁻¹ 0.067 μg m ⁻³ n=181	C _{8,2} H _{14,2} NO _{6,3} 228 g mol ⁻¹ 1.0×10 ⁻³ μg m ⁻³ n=15



5 Figure 1: BAECC-median abundances of the organic nitrate (gold; ON=C_xH_yNO_z) and organic carbon (blue; OC=C_xH_yN₀O_z) species in the (a) gas and (b) particle phases, plotted as a function of their molecular weights. The shaded green and blue areas in (a) and (b) highlight the molecular weight ranges of monoterpene-derived HOM monomers (nC=10 and nO≥7) and dimers (nC≥16). Sub-panels on the right hand side of (a) and (b) show the abundances of select monomers and dimers of the gas and particle phases, respectively.

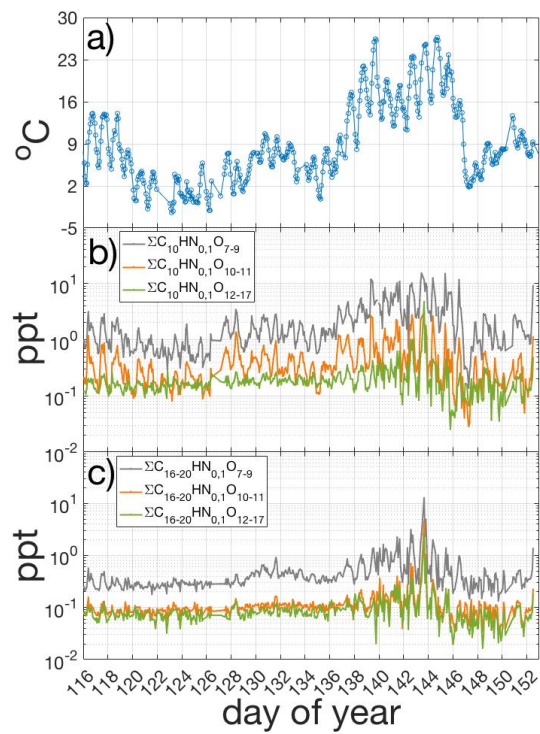


Figure 2: (a) Ambient temperature, (b) sum of the mixing ratios of three groups of **gas-phase** HOM monomers with varying ranges of oxygen atom number, and (c) sum of the mixing ratios of three groups of **gas-phase** HOM dimers with varying ranges of oxygen atom number, all observed during the BAEEC campaign in the year 2014. Measurements of (b) and (c) were made with the FIGAERO-CIMS utilizing iodide-adduct ionization.

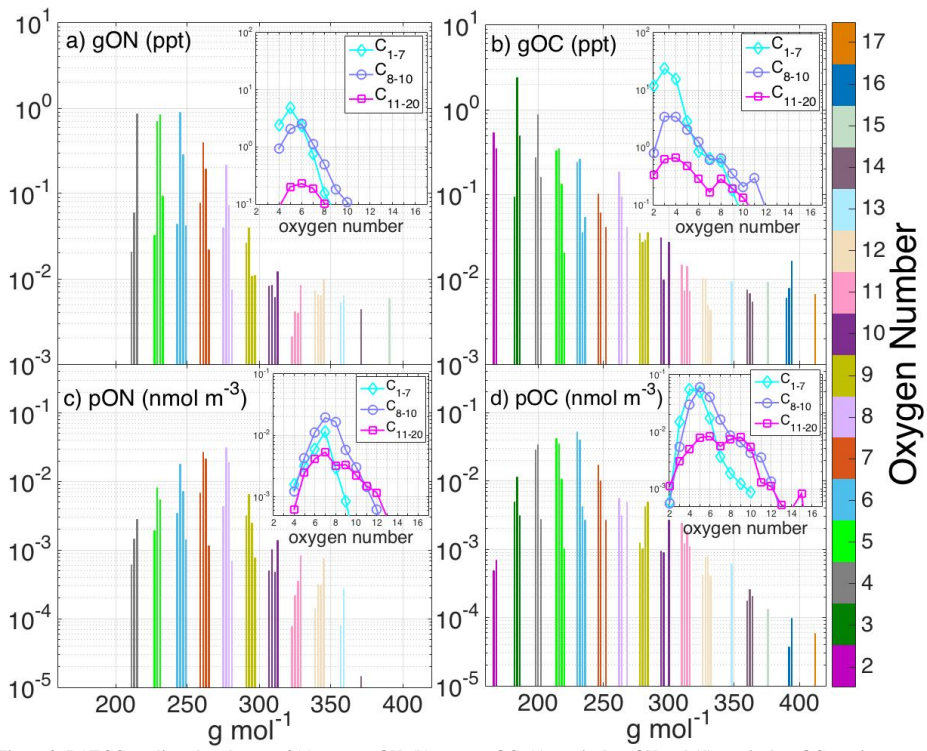


Figure 3: BAECC-median abundances of (a) gaseous ON, (b) gaseous OC, (c) particulate ON and (d) particulate OC species possessing 10 carbon atoms, as a function of their molecular weights. Colors denote the oxygen atom number of each species. Gas-phase abundance generally decreased with increasing molecular weight, whereas the particle-phase exhibited an approximate bell-shape distribution in abundance. The insets in each panel show the campaign median abundances accounted for by species with 1 to 7, 8 to 10 and 11 to 20 carbon atoms, plotted as a function of their oxygen atom number.

5

Deleted: -like

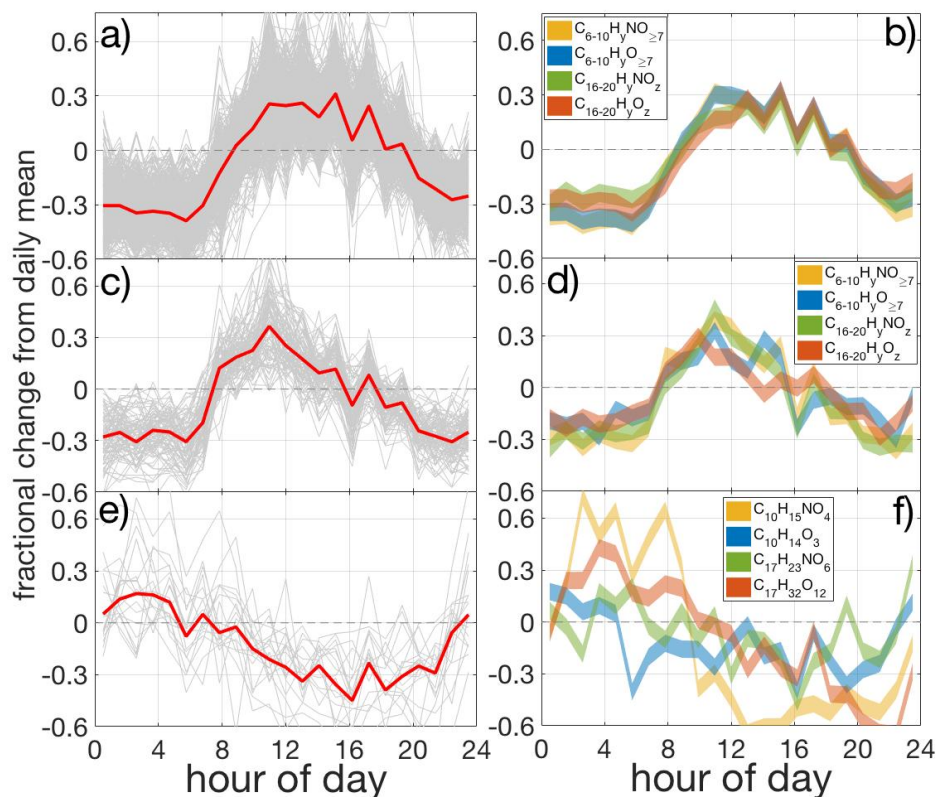


Figure 4: Fractional change from the daily mean of the organic gas-phase species belonging to the (a) daytime (c) morning, and (e) nighttime subgroups, as categorized using non-negative matrix factorization. Red lines in (a), (c), and (e) represent the means of the species in that subgroup. (b), (d) and (f) show diel trends of all qualifying gON and gOC HOM monomers and dimers corresponding to the three subgroups shown in (a), (c) and (e), respectively. Individual species, as opposed to the mean of a collection of compounds, are shown for the (f) nighttime subgroup, as only 20 species exhibited a nighttime diel trend.

Deleted: adhering

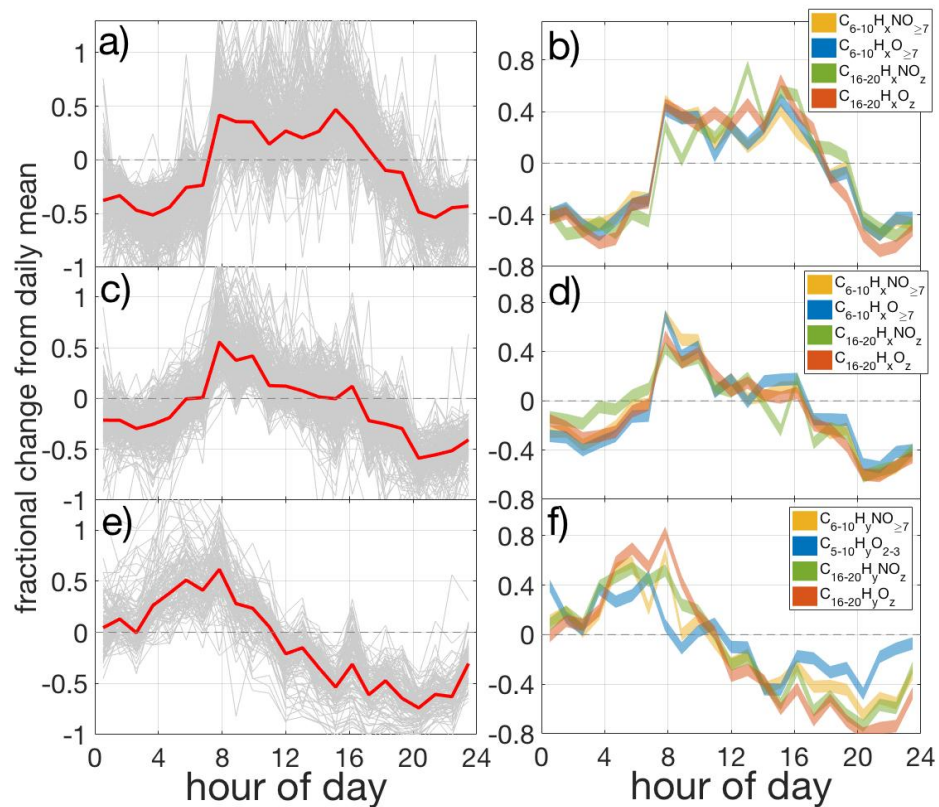


Figure 5: Same as figure 4, but for the particle-phase. The nighttime subgroup of the particle-phase was dominated by ON species. Only 4 OC compounds with 10 or less carbon atoms exhibited a nighttime diel trend and all possess 3 or less oxygen atoms, as shown (f) in blue.

5

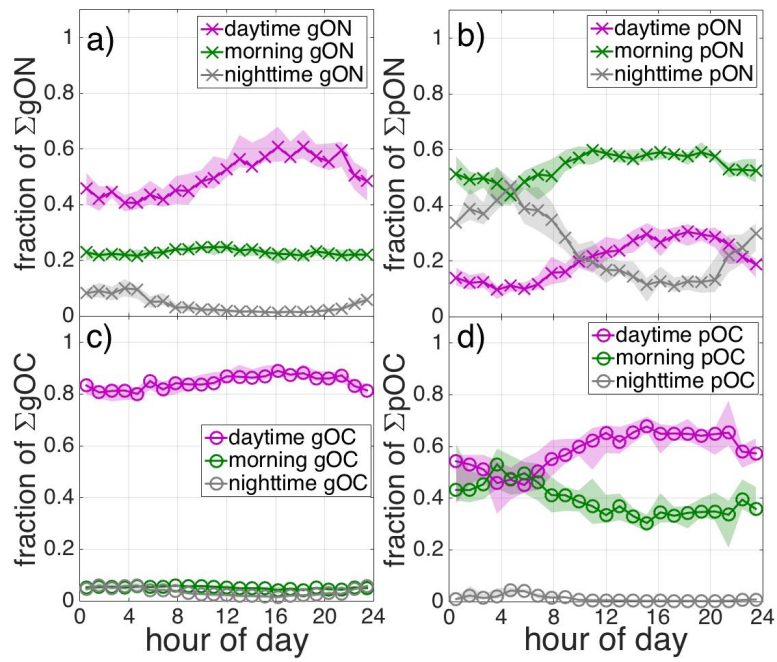


Figure 6: Mass fractions accounted for by the (purple) daytime, (green) morning and (grey) nighttime subgroups in each of the (a) gON, (b) pON, (c) gOC, and (d) pOC groups, as a function of hour of day. The shaded regions represent 25th and 75th quantile.

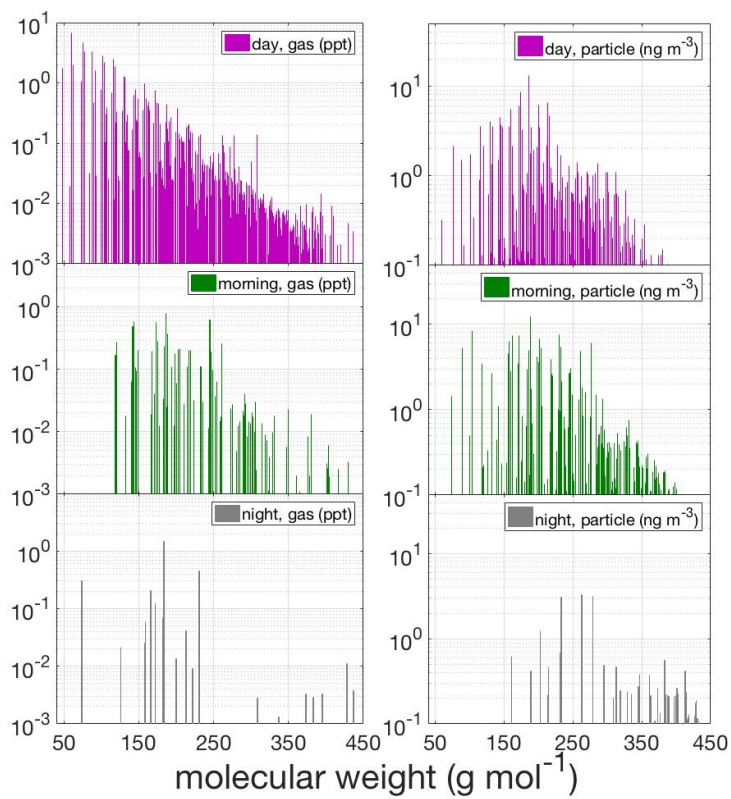


Figure 7: BAECC-median abundance distributions of the organic species comprising the (left) gas and (right) particle phases of the (top) daytime, (middle) morning, (bottom) nighttime subgroups, plotted as a function of their molecular weights.

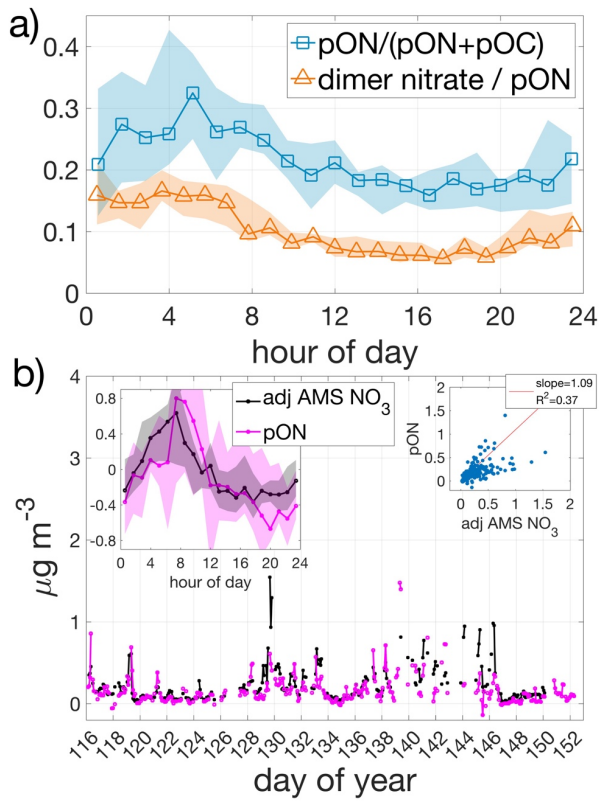


Figure 8: (a) Mass fraction of (blue) particulate organic nitrates to the total organic aerosol mass loading, both measured by the FIGAERO-CIMS and mass fraction of (orange) dimer-nitrates to the total organic nitrates, both measured by the FIGAERO-CIMS, as a function of hour of day. (b) Mass concentrations of (magenta) particulate organic nitrates measured by FIGAERO-CIMS and (black) total particle NO₃ measured by HRTof-AMS but adjusted assuming all of the particle NO₃ is composed of organic nitrates with an average molecular weight of 265 g mol⁻¹ (i.e. assuming no contribution from inorganic nitrates such that $\text{adjusted AMS NO}_3 = \text{AMS NO}_3 \times 265/62$). Insets in (b) show the comparison between pON and adjusted AMS NO₃, and the deviation from their daily respective means as a function of hour of day.

Formatted: Subscript

Formatted: Subscript

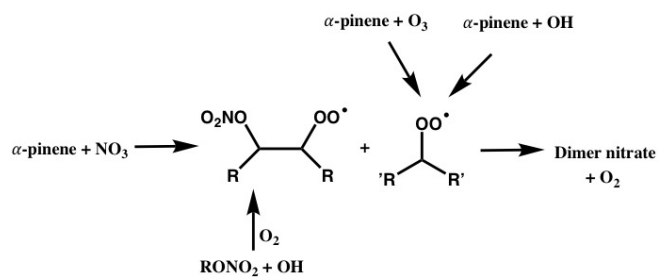


Figure 9: Schematic of the proposed chemical mechanism responsible for monoterpene dimer nitrates (those possessing 16 or more carbon atoms with a nitrate functional group) observed in the gas and particle phases during BAEC. The nitrated peroxy radical can be produced either by the NO_3 -radical oxidation of α -pinene or by the OH -radical oxidation of α -pinene nitrate.

Anonymous Referee #1

This paper presents a novel and interesting dataset on oxidized organic species contributing to both gas and aerosol phase organic aerosol in a remote boreal forest. The analysis is possible by use of a FIGAERO inlet to monitor gas and aerosol phase
5 separately but using the same I- mass spectrometer, and positive matrix factorization to sift the complex spectra into 3 primary factors with unique diel behaviors. The authors interpret their results as showing a strikingly (considering the remote location and low NO_x) large contribution of particulate organic nitrate to the organic aerosol mass concentrations, especially at night. This is consistent with other recent work and
10 thus builds evidence for an increasing role for organonitrates in SOA production. This paper is likely to be of great interest to the SOA research community and I recommend publication following minor revisions.

We thank the reviewer for their detailed comments and questions. They clearly reflect the time and attention paid to the review.

15
General suggestions: 1) since you will ultimately compare the org nitrate contribution to results from Kiendler-Scharr et al around Europe, and SOAS, I suggest to include somewhere in your introduction the average NO_x concentration and BVOC composition (is it exclusively α -pinene?) at Hyytiälä. Then when you discuss the
20 surprisingly large nitrate contribution, you can point to the differences.

*Since the mixing ratios of monoterpenes vary greatly as a function of time of day just like NO_x (which is shown in figure S1), we now cite two papers that include figures showing monoterpenes as a function of time in the section that discusses organic nitrates so interested readers can find the relevant figures and information (lines 8-9,
25 page 11). Based on these references, we estimate that in terms of OH and ozone reactivity, the two dominant monoterpenes are α -pinene and Δ -3-carene, where the latter is important but on a more episodic basis.*

2) in the methods discussion, it sounded like you only ran PMF on the gas phase data.

But I think you may have separately done both gas and aerosol? Or did you just use the same groupings as found by the gasphase PMF for both phases to make the later plots? Either way, please clarify in the text.

5 *Yes, NNMF was performed separately for each phase. We clarified the statement on lines 29-30, page 4. We have not run the factorization on the combined gas+particle phase timeseries. This could be of interest and will likely better fit into a forthcoming manuscript on factorization using the time-resolved thermogram information.*

10 3) Why does your analysis only include zero or one nitrogen per molecule? Were no molecules with two or more observed, or did you omit them from the analysis?

15 *There were 27 organic di-nitrates (nN=2) identified in the mass spectra recorded during the BAEEC campaign. Though the presence of these di-nitrates are interesting in and of themselves, they represented a small mass fraction of the total organic aerosol mass as measured by the FIGAERO-CIMS. Additionally, there is often a fair amount of uncertainty in attribution of signal to di-nitrates because the mass spectral signals often overlap with more abundant non-nitrogen containing compounds. As such, they were omitted from this bulk analysis.*

20 4) The discussion of variability in figures 6 b and d serving as evidence for the short lifetimes of some species was confusing to me. I don't see significantly greater variability in those figures compared to e.g. daytime gON in panel a.

25 *Abundances of gaseous organic material could exhibit large diel variability given that they are byproducts of oxidants and BVOC, both of which exhibit large diel variabilities. Abundance of organic material in the particle-phase is governed by the integral of production and loss, where potentially the largest loss term is from physical removal of the particle, for example, due to wet deposition or horizontal transport, both on the order of days and lacking a diurnal pattern. We observed, as the reviewer also notes, a distinct diel variability in the contribution of each subgroup to the total OA (figure 6). This could only occur if the particulate organic material*

also has a short (hours-long) lifetime or if there is a large production rate that is highly localized. Otherwise, their diel variability becomes dampened, or less distinct. We have now clarified the statements in the first paragraph of page 10 to reflect this discussion.

5

5) what is the difference between positive matrix factorization and non-negative? Maybe add a line to the methods explaining the difference and why you chose the latter.

10 *We have now revised paragraph 3 of page 4. Briefly, NNMF and PMF are very similar, but NNMF allows for “0” mass, and is part of the Matlab software package.*

6) can you account for the effect of boundary layer height changes, to help interpret the morning nitrate source?

15 *The boundary layer height was measured by a ceilometer during BAECC. However, without FIGAERO-CIMS measurements above and below the boundary layer, the boundary layer height measurement alone does little to shed light on its effect on the observed diel trends. We also note that the boundary layer height (or cloud base height, which is what is measured by the ceilometer) does not routinely fall below the measurement height at the top of the tower. The same argument applies to the lack of*
20 *mixing between above and below the forest canopy at nighttime. Without knowing the distribution of organic compounds detected by the FIGAERO-CIMS below the canopy, it is difficult to comment on the extent of influence that vertical mixing had on the observed diel trends. We state now more clearly on lines 7-9 (page 10) that boundary layer dynamics can have an effect on the observed diel trends.*

25

7) it looks like there is higher pON during the hottest days of your study. Can you comment on this? Can temperature-dependent partitioning be ruled out in explaining any of the diel variation? (Also around p. 8 line 5)

Figure 2 shows the mixing ratio of gaseous HOM monomers and dimers. We now clarify that in the figure caption. And yes, ambient temperature affects emission rates of monoterpenes (and likely soil NO_x emissions), and often associated with stagnation (high pressure), therefore, it can be expected that absolute concentrations of organic nitrates would increase with ambient temperature.

- 8) P.6 around line 15 you state the yield must be less than 0.5 to explain decreasing Abundance with # of oxygens. Does this assume that whatever does not yield functionalization stays at the same O:C?
- 10 Yes. We have now clarified that statement in the last paragraph of page 6.
- 9) Does figure 6c mean there is no nighttime O₃ chemistry? If all gas phase OC is in the daytime factor? Or is the nighttime factor actually just a nitrate factor and O₃ chemistry would be grouped in the daytime OC factor even if there is some at night.
- 15 *The fact that much of the mass of non-nitrate gaseous organic material (shown on figure 6c) exhibits a daytime enhanced trend likely means that much of it is produced during daytime when BVOC emission rates are at their highest and that these oxidation products remain throughout the night when production has slowed. But, the above statement does not mean nighttime ozone chemistry is absent, only that in a*
- 20 *relative sense there is an enhancement in OC above the canopy due to daytime emissions and chemistry. Given that factorization will pick out groups with large relative variance, it is possible that the “nighttime factor” is dominated by a relatively larger nitrate variance. Ozone chemistry occurs day and night, and thus has a less pronounced local or diel variability, likely causing its contribution to be*
- 25 *split into multiple factors. These issues are problematic for interpretation of results from any factorization approach, as it is a statistical pattern not necessarily a causal pattern.*

10) figure 7: are the nighttime factors so much sparser MS because there's no autooxidation in there, since nitrates don't need that to be condensable enough?

5 *Slower rate of auto-oxidation due to lower ambient temperatures could be a factor why the FIGAERO-CIMS observed fewer organic species that belonged to the nighttime subgroup. But, see above for other possible effects of factorization artificially masking nighttime ozone chemistry. If the temperature is high enough, nighttime ozonolysis should lead to autooxidation. Determining the relative fates of RO2 (auto-oxidation, reaction with NO, RO2, or HO2) may be informative, and should be pursued in the future. However, nitrates are not necessarily more*
10 *condensable, in fact, a nitrate with the same O/C as a non-nitrate (e.g. C10H15O8N C10H16O8), is expected (from group contribution estimates) to have a higher saturation vapor pressure, and thus be "less condensable".*

Minor technical edits: Abstract line 22: mention that this comparator site is in the SE
15 US.

Done

Top of p. 3: suggest to remove the last line of the intro, so you end with the statement of what you add with this work.

20 *Done*

P.4line8: "asitisoforderafactorof2"

Done

25 Line 11: " and the interpretation of these observations"

Done

P. 5 line 7: "approach is that species exhibiting subtle differences...trends may be lumped into"

5 *Done*

Line 22: are you talking about levels greater than expected in the particle phase specifically? Clarify

We have clarified the statement on page 5, line 27-28.

10

P.6 line 29 " motivates the use of"

Done

15 P.7 Line 4 and elsewhere: "adhered to" sounds strange to me - how about belonged to?

Done

Line 21: "imply that formation rates.... were sufficiently higher...during the day, consistent with modeling results specific to the SMEAR"

20 *Done*

Line 27: "accumulated in the nocturnal "

Done

P. 8 line 10: is the Yan study referenced at the same site & season? Or similar forest type? Suggest to add additional comment specifying, and then in the next lines clarify
5 which study you mean when. "...summer of 2014 reported here observed most gaseous...whereas those previous measurements near the canopy floor.. summer of 2012 had observed "

Done

10 P. 9 line 4: I thought nN previously signified average number of and per molecule ? Different meaning here?

The effective atom numbers are mass-weighted. If a subgroup is composed of only non-nitrates, the effective nN is 0. If all nitrates, then nN=1. If 50/50 by mass, then nN=0.5

15

P.10 lines 30 and 32: ~0.35 and ~5%: make both fractions or both percents

Done

Line 31" However, in that study the pON"

20 Done

P.11 1 " BAECC were also consistent with other observations of unexpectedly high..."

Done

Line 6 "was greater above the more pristine"

Done

5 Around line 25 I'm wondering about the monoterpene distribution & diel cycle at hyttiala

To our knowledge, there were no speciated measurements of monoterpenes during BA ECC. The study by Hakola et al., [2012 ACP] cited in the manuscript is the most recent work at the site.

10

P. 12 line 9 I'm wondering how you assessed the role of boundary layer dynamics

See above discussion in response to an earlier comment. Normalizing to the total OA focuses changes in relative composition not absolute abundance to avoid a direct effect of boundary layer height changes.

15

Line 15: ... or difference bvoc mix making sources different, or different temperatures ... might end this is a little more open ended about explanation?

With the added sentence near the beginning of this paragraph, we believe we have now conveyed that there are many differences between the two sites that need to be investigated further.

20

P. 18 table 1: why is only gOC average mixing ratio reported in the caption?

That was an example to show how ppt converts to $\mu\text{g m}^{-3}$.

Fig. 1 : why different units on panel b than elsewhere (ng m^{-3})? Do I interpret the righthand panels correctly to say that all dimer species are more abundant in the gas phase than particle? This seems surprising...

5 *Figure 1a shows gas-phase in units of ppt.*

Figure 1b shows particle-phase in units of nmole m^{-3} .

Fig. 2 : are these all gas phase only data?

10 *We have revised the figure 2 caption to clarify that the data in (b) and (c) are both of the gas-phase.*

Fig. 8: explain the "adjustment" a bit more – is this just no_3 mass $\times 265/62$?

Yes. Figure 8 caption has been revised to show that more clearly.

15

Anonymous Referee #2

20 Lee et al. describe aerosol and gas-phase measurements of organic compounds from tall tower located above a boreal forest. The measurements show the diurnal patterns of gas-phase species, measured using an I-CIMS, and particle-phase species, measured using a FIGAERO inlet. The authors find that most gas and particle-phase species exhibit either a morning, daytime, or nighttime enhancement. In the gas-

phase, smaller molecules dominated the organic distributions, though highly oxygenated molecules (or HOMs) were observed during the morning and daytime. In the particle phase, HOMs were observed in each diurnal subgroup. Of these compounds, the organic nitrates constituted a significant fraction of the detected organic species, with highest contributions at night. A non-negligible amount of nitrate dimers were observed, which were suspected to be formed by the reaction between $\text{NO}_3\text{RO}_2 + \text{RO}_2$ radicals.

The results from this study contributes to the evidence that organic nitrate species formed from biogenic VOC oxidation significantly contribute to organic aerosol, especially at night. The results are interesting and well-interpreted, the paper is well written, and the figures are nice and descriptive. I recommend the manuscript for publication provided that the authors address the following very minor comments.

The authors greatly appreciate the reviewer for their detailed comments and suggestions.

15

Page 4, lines 26 - It's not clear why NNMF was not applied to raw concentration counts. Is this to give equal weight to all species (i.e., the assumption is that changes in concentrations will be approximately equal across species)? Furthermore, how were the errors estimated? Please clarify.

20 *We perform NNMF on the deviation from the daily mean of each species, so regardless of whether NNMF is performed using mixing ratio, mass concentration, or raw signal counts, each species is effectively treated with equal weight in this approach. Factorization will create groups that explain the largest fraction of total variance. The dynamic range of CIMS means that a few very large peaks will often*
25 *dominate and mask other possible components. We have now clarified that on line 28, page 4. We do not account for uncertainties, though the precision error is negligible, and we restrict the approach to produce only a few of the dominant factors. There is likely a calibration uncertainty that is large, but difficult to quantify for individual species, hence, another motivation for giving all components an equal weight.*

30

Page, Lines 8 -12 - I really like this approach for resolving factors, especially as the authors are not trying to over-interpret the data. Can the authors mention how well the variability was explained by the resolved subgroups? Also, what type of residual was left over not explained by NNMF?

5 *We state that each species that was deemed as belonging to a given subgroup exhibited a correlation coefficient (R^2) better than 0.45 with that subgroup's diel trend determined by NNMF (lines 7-9, page 5). The species that did not exhibit a sufficiently distinct enough diel trend, or the "others" subgroup, are effectively the residual.*

10

Page 5, Lines 21-22 - I'm confused by what the authors are trying to say here. Do the authors mean to say that high abundance masses observed in the gas phase were also observed in the particle phase, but that the presence of these species was unexpected based on volatility? Can the authors give some examples to help orient the reader?

15 This would be useful when interpreting the results in Fig 1.

We have now clarified that statement on page 5, lines 21-24. Organic compounds typically exhibit an approximate bell-shape distribution in the particle-phase, with the most abundant organic materials possessing molecular weight of ~220 g/mol. The exception appears to be the 50 or so species at the low molecular weight (~125) end that are nearly as abundant as the material with higher molecular weight. We assume these compounds likely resulted from thermal fragmentation of higher molecular weight material (as described in Lopez-Hilfiker et al ACP 2015).

20

Page 6, lines 1 - 3. Couldn't the variability also be explained, in part, due to higher emission rates of monoterpenes as a function of temperature?

25

Yes, we have now clarified that comment on page 6, line 8.

Page 7, lines 9-11. Do the authors have other data that could show whether the

breakup of the nocturnal boundary layer contributed to the trends observed here?
Were there vertically resolved measurements (e.g. temperature, RH, etc) that support
the presented of a nocturnal layer below the tower? I realize that this will not change
the interpretation of gas and particle phase correlations, but it would be interesting to
5 know if the morning diel pattern is dominated by sudden burst of species produced
during the night time, or by a sudden burst in oxygenated species once
photochemistry kicked in.

*There are vertical profile temperature measurements from another tower at the same
site that, along with published reports (i.e. Zha et al., 2018; Schobesberger et al.,
10 2016), show that there is a de-coupling of air above and below the forest canopy at
nighttime when the vertical mixing becomes relatively stagnant. However, without
FIGAERO-CIMS measurements above and below the canopy, the influence of mixing
on the observed diel trends is difficult to definitively conclude.*

15 Page 9, Lines 12-23. Is it reasonable to infer that the agreement between the AMS
(located below the forest canopy) and FIGAERO CIMS (located above the forest
canopy) in pON provides evidence that that the tall tower was within the nocturnal
boundary layer?

*That is a keen observation by the reviewer. We strongly suspect there is strong
20 nighttime decoupling of the air near the surface from above the canopy. That the diel
trends of AMS NO₃ below the canopy and FIGAERO-CIMS pON above the canopy
appear similar is likely due to the fact that organic nitrate production (due to NO₃-
radical-driven chemistry) and partitioning to the particle-phase (colder ambient
temperature) are both relatively stronger at night compared to day.*

25
Figure 3: This figure is great and conveys a lot of information. Can the authors
comment on what appears to be a bi-modal distribution in the C11-C20 compounds?
There appears to be two peaks in the nO distributions, with one peaking around 5-6
oxygen atoms, and the other peaking at 8-10 oxygen atoms. Is this related to carbon number, or is
30 this explained more readily by other processes (auto-oxidation of dimers)?

That is a great pickup on the part of the reviewer. We have added a statement on this on page 6, lines 27-33 noting this observation. There does appear to be a noticeable drop in abundance of C11 to C20 compounds (insets of figure 1b and 1d) that possess 7 oxygen atoms compared to those with 5-6 and 8-10. We speculate that such a behavior is due to the combined effects of OH oxidation or ozonolysis and auto-oxidation leading to sequential addition of O2 that possibly do not favor the formation of O7 species, as well as volatilities of the resulting products that generally tends to decrease with increasing oxygen atom number. A detailed chemical model with observations from controlled laboratory experiments is needed to make a more informed assessment.

15

Page 13: [1] Formatted	Microsoft Office User	7/13/18 8:34:00 AM
Font:Times New Roman, 10 pt		
Page 13: [2] Formatted	Microsoft Office User	7/13/18 8:35:00 AM
Normal, Line spacing: single		
Page 13: [3] Formatted	Microsoft Office User	7/13/18 8:34:00 AM
Subscript		
Page 13: [3] Formatted	Microsoft Office User	7/13/18 8:34:00 AM
Subscript		
Page 13: [3] Formatted	Microsoft Office User	7/13/18 8:34:00 AM
Subscript		
Page 13: [3] Formatted	Microsoft Office User	7/13/18 8:34:00 AM
Subscript		
Page 13: [3] Formatted	Microsoft Office User	7/13/18 8:34:00 AM
Subscript		
Page 13: [3] Formatted	Microsoft Office User	7/13/18 8:34:00 AM
Subscript		
Page 13: [4] Moved from page 13 (Move #1)	Microsoft Office User	7/13/18 7:21:00 AM
A. N.		
Page 13: [5] Moved from page 13 (Move #2)	Microsoft Office User	7/13/18 7:21:00 AM
V. P.		
Page 13: [6] Moved from page 13 (Move #3)	Microsoft Office User	7/13/18 7:21:00 AM
R. J.		
Page 13: [7] Formatted	Microsoft Office User	7/13/18 8:34:00 AM
Font:Not Italic		
Page 13: [7] Formatted	Microsoft Office User	7/13/18 8:34:00 AM
Font:Not Italic		
Page 13: [8] Formatted	Microsoft Office User	7/13/18 8:34:00 AM
Font:Times New Roman, 10 pt		
Page 13: [8] Formatted	Microsoft Office User	7/13/18 8:34:00 AM
Font:Times New Roman, 10 pt		
Page 13: [9] Formatted	Microsoft Office User	7/13/18 8:34:00 AM
Font:Not Italic		
Page 13: [9] Formatted	Microsoft Office User	7/13/18 8:34:00 AM
Font:Not Italic		
Page 13: [9] Formatted	Microsoft Office User	7/13/18 8:34:00 AM
Font:Not Italic		
Page 13: [9] Formatted	Microsoft Office User	7/13/18 8:34:00 AM
Font:Not Italic		
Page 13: [10] Formatted	Microsoft Office User	7/13/18 8:34:00 AM

Font:Not Italic

Page 13: [11] Moved from page 13 (Move #4) Microsoft Office User 7/13/18 7:26:00 AM

H. G.

Page 13: [12] Moved from page 13 (Move #5) Microsoft Office User 7/13/18 7:26:00 AM

P. O.

Page 13: [13] Deleted Microsoft Office User 7/13/18 7:27:00 AM

(2011)

Page 13: [13] Deleted Microsoft Office User 7/13/18 7:27:00 AM

(2011)

Page 13: [14] Formatted Microsoft Office User 7/13/18 8:34:00 AM

Font:Not Italic

Page 13: [14] Formatted Microsoft Office User 7/13/18 8:34:00 AM

Font:Not Italic

Page 13: [14] Formatted Microsoft Office User 7/13/18 8:34:00 AM

Font:Not Italic

Page 13: [14] Formatted Microsoft Office User 7/13/18 8:34:00 AM

Font:Not Italic

Page 13: [15] Formatted Microsoft Office User 7/13/18 8:34:00 AM

Font:Times New Roman, 10 pt

Page 13: [16] Formatted Microsoft Office User 7/13/18 8:34:00 AM

Font:Not Italic

Page 13: [16] Formatted Microsoft Office User 7/13/18 8:34:00 AM

Font:Not Italic

Page 13: [16] Formatted Microsoft Office User 7/13/18 8:34:00 AM

Font:Not Italic

Page 13: [16] Formatted Microsoft Office User 7/13/18 8:34:00 AM

Font:Not Italic

Page 13: [17] Formatted Microsoft Office User 7/13/18 8:34:00 AM

Font:Times New Roman, 10 pt

Page 13: [17] Formatted Microsoft Office User 7/13/18 8:34:00 AM

Font:Times New Roman, 10 pt

Page 13: [18] Formatted Microsoft Office User 7/13/18 8:34:00 AM

Font:Not Italic

Page 13: [18] Formatted Microsoft Office User 7/13/18 8:34:00 AM

Font:Not Italic

Page 13: [19] Formatted Microsoft Office User 7/13/18 8:34:00 AM

Font:Times New Roman, 10 pt

Page 13: [20] Formatted Microsoft Office User 7/13/18 8:34:00 AM

Font:Not Italic

Page 13: [20] Formatted	Microsoft Office User	7/13/18 8:34:00 AM
Font:Not Italic		
Page 13: [21] Formatted	Microsoft Office User	7/13/18 8:34:00 AM
Font:Times New Roman, 10 pt		
Page 13: [22] Formatted	Microsoft Office User	7/13/18 8:34:00 AM
Font:Not Italic		
Page 13: [22] Formatted	Microsoft Office User	7/13/18 8:34:00 AM
Font:Not Italic		
Page 13: [22] Formatted	Microsoft Office User	7/13/18 8:34:00 AM
Font:Not Italic		
Page 13: [22] Formatted	Microsoft Office User	7/13/18 8:34:00 AM
Font:Not Italic		
Page 13: [23] Formatted	Microsoft Office User	7/13/18 8:34:00 AM
Font:Times New Roman, 10 pt		
Page 13: [24] Formatted	Microsoft Office User	7/13/18 8:34:00 AM
Font:Not Italic		
Page 13: [24] Formatted	Microsoft Office User	7/13/18 8:34:00 AM
Font:Not Italic		
Page 13: [24] Formatted	Microsoft Office User	7/13/18 8:34:00 AM
Font:Not Italic		
Page 13: [24] Formatted	Microsoft Office User	7/13/18 8:34:00 AM
Font:Not Italic		
Page 13: [25] Formatted	Microsoft Office User	7/13/18 8:34:00 AM
Font:Times New Roman, 10 pt		
Page 13: [26] Formatted	Microsoft Office User	7/13/18 8:34:00 AM
Font:Not Italic		
Page 13: [26] Formatted	Microsoft Office User	7/13/18 8:34:00 AM
Font:Not Italic		
Page 13: [27] Formatted	Microsoft Office User	7/13/18 8:34:00 AM
Font:Times New Roman, 10 pt		
Page 13: [28] Formatted	Microsoft Office User	7/13/18 8:34:00 AM
Font:Not Italic		
Page 13: [28] Formatted	Microsoft Office User	7/13/18 8:34:00 AM
Font:Not Italic		
Page 13: [28] Formatted	Microsoft Office User	7/13/18 8:34:00 AM
Font:Not Italic		
Page 13: [28] Formatted	Microsoft Office User	7/13/18 8:34:00 AM
Font:Not Italic		

Page 13: [29] Moved from page 13 (Move #6)	Microsoft Office User	7/13/18 7:58:00 AM
I. E.		
Page 13: [30] Formatted	Microsoft Office User	7/13/18 8:34:00 AM
Font:Not Italic		
Page 13: [30] Formatted	Microsoft Office User	7/13/18 8:34:00 AM
Font:Not Italic		
Page 13: [30] Formatted	Microsoft Office User	7/13/18 8:34:00 AM
Font:Not Italic		
Page 13: [31] Formatted	Microsoft Office User	7/13/18 8:34:00 AM
Font:Times New Roman, 10 pt		
Page 13: [32] Deleted	Microsoft Office User	7/13/18 7:58:00 AM
Guenther, A., T. Karl, P. Harley, C. Wiedinmyer, P. I. Palmer, and C. Geron (2006),		
Page 13: [33] Formatted	Microsoft Office User	7/13/18 8:34:00 AM
Font:Not Italic		
Page 13: [33] Formatted	Microsoft Office User	7/13/18 8:34:00 AM
Font:Not Italic		
Page 13: [33] Formatted	Microsoft Office User	7/13/18 8:34:00 AM
Font:Not Italic		
Page 13: [33] Formatted	Microsoft Office User	7/13/18 8:34:00 AM
Font:Not Italic		
Page 14: [34] Formatted	Microsoft Office User	7/13/18 8:34:00 AM
Font:Times New Roman, 10 pt		
Page 14: [34] Formatted	Microsoft Office User	7/13/18 8:34:00 AM
Font:Times New Roman, 10 pt		
Page 14: [35] Deleted	Microsoft Office User	7/13/18 7:59:00 AM
Guenther, A. B., X. Jiang, C. L. Heald, T. Sakulyanontvittaya, T. Duhl, L. K. Emmons, and X. Wang (2012),		
Page 14: [36] Formatted	Microsoft Office User	7/13/18 8:34:00 AM
Font:Not Italic		
Page 14: [36] Formatted	Microsoft Office User	7/13/18 8:34:00 AM
Font:Not Italic		
Page 14: [36] Formatted	Microsoft Office User	7/13/18 8:34:00 AM
Font:Not Italic		
Page 14: [36] Formatted	Microsoft Office User	7/13/18 8:34:00 AM
Font:Not Italic		
Page 14: [37] Formatted	Microsoft Office User	7/13/18 8:34:00 AM
Font:Times New Roman, 10 pt		
Page 14: [37] Formatted	Microsoft Office User	7/13/18 8:34:00 AM
Font:Times New Roman, 10 pt		
Page 14: [38] Deleted	Microsoft Office User	7/13/18 7:59:00 AM

Hakola, H., H. Hellen, M. Hemmila, J. Rinne, and M. Kulmala (2012),

Page 14: [39] Formatted	Microsoft Office User	7/13/18 8:34:00 AM
Font:Not Italic		
Page 14: [39] Formatted	Microsoft Office User	7/13/18 8:34:00 AM
Font:Not Italic		
Page 14: [39] Formatted	Microsoft Office User	7/13/18 8:34:00 AM
Font:Not Italic		
Page 14: [39] Formatted	Microsoft Office User	7/13/18 8:34:00 AM
Font:Not Italic		
Page 14: [40] Formatted	Microsoft Office User	7/13/18 8:34:00 AM
Font:Times New Roman, 10 pt		
Page 14: [40] Formatted	Microsoft Office User	7/13/18 8:34:00 AM
Font:Times New Roman, 10 pt		
Page 14: [41] Formatted	Microsoft Office User	7/13/18 8:34:00 AM
Font:Not Italic		
Page 14: [41] Formatted	Microsoft Office User	7/13/18 8:34:00 AM
Font:Not Italic		
Page 14: [41] Formatted	Microsoft Office User	7/13/18 8:34:00 AM
Font:Not Italic		
Page 14: [41] Formatted	Microsoft Office User	7/13/18 8:34:00 AM
Font:Not Italic		
Page 14: [41] Formatted	Microsoft Office User	7/13/18 8:34:00 AM
Font:Not Italic		
Page 14: [42] Formatted	Microsoft Office User	7/13/18 8:34:00 AM
Font:Times New Roman, 10 pt		
Page 14: [42] Formatted	Microsoft Office User	7/13/18 8:34:00 AM
Font:Times New Roman, 10 pt		
Page 14: [43] Formatted	Microsoft Office User	7/13/18 8:34:00 AM
Font:Not Italic		
Page 14: [43] Formatted	Microsoft Office User	7/13/18 8:34:00 AM
Font:Not Italic		
Page 14: [44] Formatted	Microsoft Office User	7/13/18 8:34:00 AM
Font:Times New Roman, 10 pt		
Page 14: [44] Formatted	Microsoft Office User	7/13/18 8:34:00 AM
Font:Times New Roman, 10 pt		
Page 14: [45] Formatted	Microsoft Office User	7/13/18 8:34:00 AM
Font:Not Italic		
Page 14: [45] Formatted	Microsoft Office User	7/13/18 8:34:00 AM
Font:Not Italic		
Page 14: [45] Formatted	Microsoft Office User	7/13/18 8:34:00 AM

Font:Not Italic

Page 14: [46] Formatted	Microsoft Office User	7/13/18 8:34:00 AM
--------------------------------	------------------------------	---------------------------

Font:Not Italic

Page 14: [47] Formatted	Microsoft Office User	7/13/18 8:34:00 AM
--------------------------------	------------------------------	---------------------------

Font:Times New Roman, 10 pt

Page 14: [47] Formatted	Microsoft Office User	7/13/18 8:34:00 AM
--------------------------------	------------------------------	---------------------------

Font:Times New Roman, 10 pt

Page 14: [48] Deleted	Microsoft Office User	7/13/18 8:02:00 AM
------------------------------	------------------------------	---------------------------

Holzinger, R., A. Lee, K. T. Paw, and A. H. Goldstein (2005),

Page 14: [49] Formatted	Microsoft Office User	7/13/18 8:34:00 AM
--------------------------------	------------------------------	---------------------------

Font:Not Italic

Page 14: [49] Formatted	Microsoft Office User	7/13/18 8:34:00 AM
--------------------------------	------------------------------	---------------------------

Font:Not Italic

Page 14: [49] Formatted	Microsoft Office User	7/13/18 8:34:00 AM
--------------------------------	------------------------------	---------------------------

Font:Not Italic

Page 14: [49] Formatted	Microsoft Office User	7/13/18 8:34:00 AM
--------------------------------	------------------------------	---------------------------

Font:Not Italic

Page 14: [50] Formatted	Microsoft Office User	7/13/18 8:34:00 AM
--------------------------------	------------------------------	---------------------------

Font:Times New Roman, 10 pt

Page 14: [50] Formatted	Microsoft Office User	7/13/18 8:34:00 AM
--------------------------------	------------------------------	---------------------------

Font:Times New Roman, 10 pt

Page 14: [51] Deleted	Microsoft Office User	7/13/18 8:02:00 AM
------------------------------	------------------------------	---------------------------

Horii, C. V., J. W. Munger, S. C. Wofsy, M. Zahniser, D. Nelson, and J. B. McManus (2004),

Page 14: [52] Formatted	Microsoft Office User	7/13/18 8:34:00 AM
--------------------------------	------------------------------	---------------------------

Font:Not Italic

Page 14: [52] Formatted	Microsoft Office User	7/13/18 8:34:00 AM
--------------------------------	------------------------------	---------------------------

Font:Not Italic

Page 14: [52] Formatted	Microsoft Office User	7/13/18 8:34:00 AM
--------------------------------	------------------------------	---------------------------

Font:Not Italic

Page 14: [53] Formatted	Microsoft Office User	7/13/18 8:34:00 AM
--------------------------------	------------------------------	---------------------------

Font:Not Italic

Page 14: [54] Formatted	Microsoft Office User	7/13/18 8:34:00 AM
--------------------------------	------------------------------	---------------------------

Font:Times New Roman, 10 pt

Page 14: [55] Formatted	Microsoft Office User	7/13/18 8:34:00 AM
--------------------------------	------------------------------	---------------------------

Font:Not Italic

Page 14: [55] Formatted	Microsoft Office User	7/13/18 8:34:00 AM
--------------------------------	------------------------------	---------------------------

Font:Not Italic

Page 14: [55] Formatted	Microsoft Office User	7/13/18 8:34:00 AM
--------------------------------	------------------------------	---------------------------

Font:Not Italic

Page 14: [56] Formatted	Microsoft Office User	7/13/18 8:34:00 AM
--------------------------------	------------------------------	---------------------------

Font:Times New Roman, 10 pt

Page 14: [56] Formatted	Microsoft Office User	7/13/18 8:34:00 AM
--------------------------------	------------------------------	---------------------------

Font:Times New Roman, 10 pt

Page 14: [57] Formatted	Microsoft Office User	7/13/18 8:34:00 AM
--------------------------------	------------------------------	---------------------------

Font:Not Italic

Page 14: [57] Formatted	Microsoft Office User	7/13/18 8:34:00 AM
--------------------------------	------------------------------	---------------------------

Font:Not Italic

Page 14: [57] Formatted	Microsoft Office User	7/13/18 8:34:00 AM
--------------------------------	------------------------------	---------------------------

Font:Not Italic

Page 14: [58] Formatted	Microsoft Office User	7/13/18 8:34:00 AM
--------------------------------	------------------------------	---------------------------

Font:Times New Roman, 10 pt

Page 14: [58] Formatted	Microsoft Office User	7/13/18 8:34:00 AM
--------------------------------	------------------------------	---------------------------

Font:Times New Roman, 10 pt

Page 14: [59] Formatted	Microsoft Office User	7/13/18 8:34:00 AM
--------------------------------	------------------------------	---------------------------

Font:Not Italic

Page 14: [59] Formatted	Microsoft Office User	7/13/18 8:34:00 AM
--------------------------------	------------------------------	---------------------------

Font:Not Italic

Page 14: [60] Formatted	Microsoft Office User	7/13/18 8:34:00 AM
--------------------------------	------------------------------	---------------------------

Font:Times New Roman, 10 pt

Page 14: [60] Formatted	Microsoft Office User	7/13/18 8:34:00 AM
--------------------------------	------------------------------	---------------------------

Font:Times New Roman, 10 pt

Page 14: [61] Formatted	Microsoft Office User	7/13/18 8:34:00 AM
--------------------------------	------------------------------	---------------------------

Font:Not Italic

Page 14: [61] Formatted	Microsoft Office User	7/13/18 8:34:00 AM
--------------------------------	------------------------------	---------------------------

Font:Not Italic

Page 14: [62] Formatted	Microsoft Office User	7/13/18 8:34:00 AM
--------------------------------	------------------------------	---------------------------

Font:Times New Roman, 10 pt

Page 14: [62] Formatted	Microsoft Office User	7/13/18 8:34:00 AM
--------------------------------	------------------------------	---------------------------

Font:Times New Roman, 10 pt

Page 14: [63] Formatted	Microsoft Office User	7/13/18 8:34:00 AM
--------------------------------	------------------------------	---------------------------

Font:Not Italic

Page 14: [63] Formatted	Microsoft Office User	7/13/18 8:34:00 AM
--------------------------------	------------------------------	---------------------------

Font:Not Italic

Page 14: [63] Formatted	Microsoft Office User	7/13/18 8:34:00 AM
--------------------------------	------------------------------	---------------------------

Font:Not Italic

Page 14: [64] Formatted	Microsoft Office User	7/13/18 8:34:00 AM
--------------------------------	------------------------------	---------------------------

Font:Times New Roman, 10 pt

Page 14: [64] Formatted	Microsoft Office User	7/13/18 8:34:00 AM
--------------------------------	------------------------------	---------------------------

Font:Times New Roman, 10 pt

Page 14: [65] Formatted	Microsoft Office User	7/13/18 8:34:00 AM
--------------------------------	------------------------------	---------------------------

Font:Not Italic

Page 14: [65] Formatted	Microsoft Office User	7/13/18 8:34:00 AM
--------------------------------	------------------------------	---------------------------

Font:Not Italic

Page 14: [65] Formatted	Microsoft Office User	7/13/18 8:34:00 AM
--------------------------------	------------------------------	---------------------------

Font:Not Italic

Page 14: [65] Formatted	Microsoft Office User	7/13/18 8:34:00 AM
--------------------------------	------------------------------	---------------------------

Font:Not Italic

Page 14: [66] Formatted	Microsoft Office User	7/13/18 8:34:00 AM
--------------------------------	------------------------------	---------------------------

Font:Times New Roman, 10 pt

Page 14: [66] Formatted	Microsoft Office User	7/13/18 8:34:00 AM
--------------------------------	------------------------------	---------------------------

Font:Times New Roman, 10 pt

Page 14: [67] Deleted	Microsoft Office User	7/13/18 8:06:00 AM
------------------------------	------------------------------	---------------------------

Kavouras, I. G., N. Mihalopoulos, and E. G. Stephanou (1998),

Page 14: [68] Formatted	Microsoft Office User	7/13/18 8:34:00 AM
--------------------------------	------------------------------	---------------------------

Font:Not Italic

Page 14: [68] Formatted	Microsoft Office User	7/13/18 8:34:00 AM
--------------------------------	------------------------------	---------------------------

Font:Not Italic

Page 14: [69] Formatted	Microsoft Office User	7/13/18 8:34:00 AM
--------------------------------	------------------------------	---------------------------

Font:Times New Roman, 10 pt

Page 14: [69] Formatted	Microsoft Office User	7/13/18 8:34:00 AM
--------------------------------	------------------------------	---------------------------

Font:Times New Roman, 10 pt

Page 15: [70] Formatted	Microsoft Office User	7/13/18 8:34:00 AM
--------------------------------	------------------------------	---------------------------

Font:Not Italic

Page 15: [70] Formatted	Microsoft Office User	7/13/18 8:34:00 AM
--------------------------------	------------------------------	---------------------------

Font:Not Italic

Page 15: [70] Formatted	Microsoft Office User	7/13/18 8:34:00 AM
--------------------------------	------------------------------	---------------------------

Font:Not Italic

Page 15: [70] Formatted	Microsoft Office User	7/13/18 8:34:00 AM
--------------------------------	------------------------------	---------------------------

Font:Not Italic

Page 15: [71] Formatted	Microsoft Office User	7/13/18 8:34:00 AM
--------------------------------	------------------------------	---------------------------

Font:Times New Roman, 10 pt

Page 15: [71] Formatted	Microsoft Office User	7/13/18 8:34:00 AM
--------------------------------	------------------------------	---------------------------

Font:Times New Roman, 10 pt

Page 15: [72] Formatted	Microsoft Office User	7/13/18 8:34:00 AM
--------------------------------	------------------------------	---------------------------

Font:Not Italic

Page 15: [72] Formatted	Microsoft Office User	7/13/18 8:34:00 AM
--------------------------------	------------------------------	---------------------------

Font:Not Italic

Page 15: [72] Formatted	Microsoft Office User	7/13/18 8:34:00 AM
--------------------------------	------------------------------	---------------------------

Font:Not Italic

Page 15: [73] Deleted	Microsoft Office User	7/13/18 8:13:00 AM
------------------------------	------------------------------	---------------------------

Kulmala, M., et al. (

Page 15: [73] Deleted	Microsoft Office User	7/13/18 8:13:00 AM
------------------------------	------------------------------	---------------------------

Kulmala, M., et al. (

Page 15: [73] Deleted	Microsoft Office User	7/13/18 8:13:00 AM
------------------------------	------------------------------	---------------------------

Kulmala, M., et al. (

Page 15: [73] Deleted	Microsoft Office User	7/13/18 8:13:00 AM
------------------------------	------------------------------	---------------------------

Kulmala, M., et al. (

Page 15: [74] Formatted	Microsoft Office User	7/13/18 8:34:00 AM
--------------------------------	------------------------------	---------------------------

Font:Not Italic

Page 15: [74] Formatted	Microsoft Office User	7/13/18 8:34:00 AM
--------------------------------	------------------------------	---------------------------

Font:Not Italic

Page 15: [75] Formatted	Microsoft Office User	7/13/18 8:34:00 AM
--------------------------------	------------------------------	---------------------------

Font:Times New Roman, 10 pt

Page 15: [75] Formatted	Microsoft Office User	7/13/18 8:34:00 AM
--------------------------------	------------------------------	---------------------------

Font:Times New Roman, 10 pt

Page 15: [76] Formatted	Microsoft Office User	7/13/18 8:34:00 AM
--------------------------------	------------------------------	---------------------------

Font:Not Italic

Page 15: [76] Formatted	Microsoft Office User	7/13/18 8:34:00 AM
--------------------------------	------------------------------	---------------------------

Font:Not Italic

Page 15: [77] Formatted	Microsoft Office User	7/13/18 8:34:00 AM
--------------------------------	------------------------------	---------------------------

Font:Times New Roman, 10 pt

Page 15: [77] Formatted	Microsoft Office User	7/13/18 8:34:00 AM
--------------------------------	------------------------------	---------------------------

Font:Times New Roman, 10 pt

Page 15: [78] Formatted	Microsoft Office User	7/13/18 8:34:00 AM
--------------------------------	------------------------------	---------------------------

Font:Not Italic

Page 15: [78] Formatted	Microsoft Office User	7/13/18 8:34:00 AM
--------------------------------	------------------------------	---------------------------

Font:Not Italic

Page 15: [78] Formatted	Microsoft Office User	7/13/18 8:34:00 AM
--------------------------------	------------------------------	---------------------------

Font:Not Italic

Page 15: [78] Formatted	Microsoft Office User	7/13/18 8:34:00 AM
--------------------------------	------------------------------	---------------------------

Font:Not Italic

Page 15: [79] Formatted	Microsoft Office User	7/13/18 8:34:00 AM
--------------------------------	------------------------------	---------------------------

Font:Times New Roman, 10 pt

Page 15: [79] Formatted	Microsoft Office User	7/13/18 8:34:00 AM
Font:Times New Roman, 10 pt		
Page 15: [80] Formatted	Microsoft Office User	7/13/18 8:34:00 AM
Font:Not Italic		
Page 15: [80] Formatted	Microsoft Office User	7/13/18 8:34:00 AM
Font:Not Italic		
Page 15: [80] Formatted	Microsoft Office User	7/13/18 8:34:00 AM
Font:Not Italic		
Page 15: [80] Formatted	Microsoft Office User	7/13/18 8:34:00 AM
Font:Not Italic		
Page 15: [81] Formatted	Microsoft Office User	7/13/18 8:34:00 AM
Font:Times New Roman, 10 pt		
Page 15: [81] Formatted	Microsoft Office User	7/13/18 8:34:00 AM
Font:Times New Roman, 10 pt		
Page 15: [82] Formatted	Microsoft Office User	7/13/18 8:34:00 AM
Font:Not Italic		
Page 15: [82] Formatted	Microsoft Office User	7/13/18 8:34:00 AM
Font:Not Italic		
Page 15: [82] Formatted	Microsoft Office User	7/13/18 8:34:00 AM
Font:Not Italic		
Page 15: [82] Formatted	Microsoft Office User	7/13/18 8:34:00 AM
Font:Not Italic		
Page 15: [82] Formatted	Microsoft Office User	7/13/18 8:34:00 AM
Font:Not Italic		
Page 15: [82] Formatted	Microsoft Office User	7/13/18 8:34:00 AM
Font:Not Italic		
Page 15: [82] Formatted	Microsoft Office User	7/13/18 8:34:00 AM
Font:Not Italic		
Page 15: [83] Formatted	Microsoft Office User	7/13/18 8:34:00 AM
Font:Times New Roman, 10 pt		
Page 15: [83] Formatted	Microsoft Office User	7/13/18 8:34:00 AM
Font:Times New Roman, 10 pt		
Page 15: [84] Formatted	Microsoft Office User	7/13/18 8:34:00 AM
Font:Not Italic		
Page 15: [84] Formatted	Microsoft Office User	7/13/18 8:34:00 AM
Font:Not Italic		
Page 15: [84] Formatted	Microsoft Office User	7/13/18 8:34:00 AM
Font:Not Italic		
Page 15: [84] Formatted	Microsoft Office User	7/13/18 8:34:00 AM
Font:Not Italic		

Page 15: [85] Formatted	Microsoft Office User	7/13/18 8:34:00 AM
Font:Times New Roman, 10 pt		
Page 15: [85] Formatted	Microsoft Office User	7/13/18 8:34:00 AM
Font:Times New Roman, 10 pt		
Page 15: [86] Formatted	Microsoft Office User	7/13/18 8:34:00 AM
Font:Not Italic		
Page 15: [86] Formatted	Microsoft Office User	7/13/18 8:34:00 AM
Font:Not Italic		
Page 15: [86] Formatted	Microsoft Office User	7/13/18 8:34:00 AM
Font:Not Italic		
Page 15: [86] Formatted	Microsoft Office User	7/13/18 8:34:00 AM
Font:Not Italic		
Page 15: [87] Formatted	Microsoft Office User	7/13/18 8:34:00 AM
Font:Times New Roman, 10 pt		
Page 15: [87] Formatted	Microsoft Office User	7/13/18 8:34:00 AM
Font:Times New Roman, 10 pt		
Page 15: [88] Deleted	Microsoft Office User	7/13/18 8:23:00 AM
Lopez-Hilfiker, F. D., et al. (2016b),		
Page 15: [88] Deleted	Microsoft Office User	7/13/18 8:23:00 AM
Lopez-Hilfiker, F. D., et al. (2016b),		
Page 15: [89] Formatted	Microsoft Office User	7/13/18 8:34:00 AM
Font:Not Italic		
Page 15: [89] Formatted	Microsoft Office User	7/13/18 8:34:00 AM
Font:Not Italic		
Page 15: [89] Formatted	Microsoft Office User	7/13/18 8:34:00 AM
Font:Not Italic		
Page 15: [90] Formatted	Microsoft Office User	7/13/18 8:34:00 AM
Font:Times New Roman, 10 pt		
Page 15: [90] Formatted	Microsoft Office User	7/13/18 8:34:00 AM
Font:Times New Roman, 10 pt		
Page 15: [91] Formatted	Microsoft Office User	7/13/18 8:34:00 AM
Font:Not Italic		
Page 15: [91] Formatted	Microsoft Office User	7/13/18 8:34:00 AM
Font:Not Italic		
Page 15: [91] Formatted	Microsoft Office User	7/13/18 8:34:00 AM
Font:Not Italic		
Page 15: [91] Formatted	Microsoft Office User	7/13/18 8:34:00 AM
Font:Not Italic		

Page 15: [92] Formatted	Microsoft Office User	7/13/18 8:34:00 AM
Font:Times New Roman, 10 pt		
Page 15: [92] Formatted	Microsoft Office User	7/13/18 8:34:00 AM
Font:Times New Roman, 10 pt		
Page 16: [93] Formatted	Microsoft Office User	7/13/18 8:34:00 AM
Font:Not Italic		
Page 16: [93] Formatted	Microsoft Office User	7/13/18 8:34:00 AM
Font:Not Italic		
Page 16: [93] Formatted	Microsoft Office User	7/13/18 8:34:00 AM
Font:Not Italic		
Page 16: [93] Formatted	Microsoft Office User	7/13/18 8:34:00 AM
Font:Not Italic		
Page 16: [94] Formatted	Microsoft Office User	7/13/18 8:34:00 AM
Font:Times New Roman, 10 pt		
Page 16: [94] Formatted	Microsoft Office User	7/13/18 8:34:00 AM
Font:Times New Roman, 10 pt		
Page 16: [95] Formatted	Microsoft Office User	7/13/18 8:34:00 AM
Font:Not Italic		
Page 16: [95] Formatted	Microsoft Office User	7/13/18 8:34:00 AM
Font:Not Italic		
Page 16: [95] Formatted	Microsoft Office User	7/13/18 8:34:00 AM
Font:Not Italic		
Page 16: [95] Formatted	Microsoft Office User	7/13/18 8:34:00 AM
Font:Not Italic		
Page 16: [96] Formatted	Microsoft Office User	7/13/18 8:34:00 AM
Font:Times New Roman, 10 pt		
Page 16: [96] Formatted	Microsoft Office User	7/13/18 8:34:00 AM
Font:Times New Roman, 10 pt		
Page 16: [97] Formatted	Microsoft Office User	7/13/18 8:34:00 AM
Font:Not Italic		
Page 16: [97] Formatted	Microsoft Office User	7/13/18 8:34:00 AM
Font:Not Italic		
Page 16: [97] Formatted	Microsoft Office User	7/13/18 8:34:00 AM
Font:Not Italic		
Page 16: [97] Formatted	Microsoft Office User	7/13/18 8:34:00 AM
Font:Not Italic		
Page 16: [98] Formatted	Microsoft Office User	7/13/18 8:34:00 AM
Font:Times New Roman, 10 pt		

Page 16: [98] Formatted	Microsoft Office User	7/13/18 8:34:00 AM
Font:Times New Roman, 10 pt		
Page 16: [99] Formatted	Microsoft Office User	7/13/18 8:34:00 AM
Font:Not Italic		
Page 16: [99] Formatted	Microsoft Office User	7/13/18 8:34:00 AM
Font:Not Italic		
Page 16: [99] Formatted	Microsoft Office User	7/13/18 8:34:00 AM
Font:Not Italic		
Page 16: [100] Formatted	Microsoft Office User	7/13/18 8:34:00 AM
Font:Not Italic		
Page 16: [100] Formatted	Microsoft Office User	7/13/18 8:34:00 AM
Font:Not Italic		
Page 16: [101] Formatted	Microsoft Office User	7/13/18 8:34:00 AM
Font:Times New Roman, 10 pt		
Page 16: [101] Formatted	Microsoft Office User	7/13/18 8:34:00 AM
Font:Times New Roman, 10 pt		
Page 16: [102] Deleted	Microsoft Office User	7/13/18 8:27:00 AM
Petäjä, T., et al. (2016), Baecc		
Page 16: [102] Deleted	Microsoft Office User	7/13/18 8:27:00 AM
Petäjä, T., et al. (2016), Baecc		
Page 16: [103] Formatted	Microsoft Office User	7/13/18 8:34:00 AM
Font:Not Italic		
Page 16: [103] Formatted	Microsoft Office User	7/13/18 8:34:00 AM
Font:Not Italic		
Page 16: [103] Formatted	Microsoft Office User	7/13/18 8:34:00 AM
Font:Not Italic		
Page 16: [103] Formatted	Microsoft Office User	7/13/18 8:34:00 AM
Font:Not Italic		
Page 16: [103] Formatted	Microsoft Office User	7/13/18 8:34:00 AM
Font:Not Italic		
Page 16: [104] Formatted	Microsoft Office User	7/13/18 8:34:00 AM
Font:Times New Roman, 10 pt		
Page 16: [104] Formatted	Microsoft Office User	7/13/18 8:34:00 AM
Font:Times New Roman, 10 pt		
Page 16: [105] Formatted	Microsoft Office User	7/13/18 8:34:00 AM
Font:Not Italic		
Page 16: [105] Formatted	Microsoft Office User	7/13/18 8:34:00 AM
Font:Not Italic		
Page 16: [105] Formatted	Microsoft Office User	7/13/18 8:34:00 AM
Font:Not Italic		

Page 16: [106] Formatted	Microsoft Office User	7/13/18 8:34:00 AM
Font:Times New Roman, 10 pt		
Page 16: [106] Formatted	Microsoft Office User	7/13/18 8:34:00 AM
Font:Times New Roman, 10 pt		
Page 16: [107] Formatted	Microsoft Office User	7/13/18 8:34:00 AM
Font:Not Italic		
Page 16: [107] Formatted	Microsoft Office User	7/13/18 8:34:00 AM
Font:Not Italic		
Page 16: [107] Formatted	Microsoft Office User	7/13/18 8:34:00 AM
Font:Not Italic		
Page 16: [107] Formatted	Microsoft Office User	7/13/18 8:34:00 AM
Font:Not Italic		
Page 16: [108] Formatted	Microsoft Office User	7/13/18 8:34:00 AM
Font:Times New Roman, 10 pt		
Page 16: [108] Formatted	Microsoft Office User	7/13/18 8:34:00 AM
Font:Times New Roman, 10 pt		
Page 16: [109] Formatted	Microsoft Office User	7/13/18 8:34:00 AM
Font:Times New Roman, 10 pt		
Page 16: [109] Formatted	Microsoft Office User	7/13/18 8:34:00 AM
Font:Times New Roman, 10 pt		
Page 16: [110] Formatted	Microsoft Office User	7/13/18 8:34:00 AM
Font:Not Italic		
Page 16: [110] Formatted	Microsoft Office User	7/13/18 8:34:00 AM
Font:Not Italic		
Page 16: [111] Deleted	Microsoft Office User	7/13/18 8:31:00 AM
A.		
Page 16: [111] Deleted	Microsoft Office User	7/13/18 8:31:00 AM
A.		
Page 16: [112] Formatted	Microsoft Office User	7/13/18 8:34:00 AM
Font:Not Italic		
Page 16: [112] Formatted	Microsoft Office User	7/13/18 8:34:00 AM
Font:Not Italic		
Page 16: [112] Formatted	Microsoft Office User	7/13/18 8:34:00 AM
Font:Not Italic		
Page 16: [113] Formatted	Microsoft Office User	7/13/18 8:34:00 AM
Font:Times New Roman, 10 pt		
Page 16: [113] Formatted	Microsoft Office User	7/13/18 8:34:00 AM
Font:Times New Roman, 10 pt		

Page 16: [114] Formatted	Microsoft Office User	7/13/18 8:34:00 AM
Font:Not Italic		
Page 16: [114] Formatted	Microsoft Office User	7/13/18 8:34:00 AM
Font:Not Italic		
Page 16: [115] Formatted	Microsoft Office User	7/13/18 8:34:00 AM
Font:Times New Roman, 10 pt		
Page 16: [115] Formatted	Microsoft Office User	7/13/18 8:34:00 AM
Font:Times New Roman, 10 pt		
Page 16: [116] Formatted	Microsoft Office User	7/13/18 8:34:00 AM
Font:Not Italic		
Page 16: [116] Formatted	Microsoft Office User	7/13/18 8:34:00 AM
Font:Not Italic		
Page 16: [116] Formatted	Microsoft Office User	7/13/18 8:34:00 AM
Font:Not Italic		
Page 16: [116] Formatted	Microsoft Office User	7/13/18 8:34:00 AM
Font:Not Italic		