



Separating radiative forcing by aerosol–cloud interactions and fast cloud adjustments in the ECHAM–HAMMOZ aerosol–climate model using the method of partial radiative perturbations

Johannes Mülmenstädt¹, Edward Gryspeerdt², Marc Salzmann¹, Po–Lun Ma³, Sudhakar Dipu¹, and Johannes Quaas¹

¹Universität Leipzig, Leipzig, Germany

²Space and Atmospheric Physics Group, Imperial College London, London, United Kingdom

³Pacific Northwest National Laboratory, Richland, Washington, USA

Correspondence: Johannes Mülmenstädt (johannes.muelmenstaedt@uni-leipzig.de)

Abstract. Using the method of offline radiative transfer modelling within the partial radiative perturbations (PRP) approach, the effective radiative forcing (ERF) by aerosol–cloud interactions (ACI) in the ECHAM–HAMMOZ aerosol climate model is decomposed into a radiative forcing by anthropogenic cloud droplet number change and adjustments of the liquid water path and cloud fraction. The simulated radiative forcing and liquid water path adjustment are of approximately equal magnitude at -0.52 W m^{-2} and -0.53 W m^{-2} , respectively, while the cloud fraction adjustment is somewhat weaker at -0.31 W m^{-2} (constituting 38%, 39%, and 23% of the total ERF_{aci} , respectively); geographically, all three ERF components in the simulation peak over China, the subtropical eastern ocean boundaries, the northern Atlantic and Pacific Ocean, Europe, and eastern North America (in order of prominence). Spatial correlations indicate that the temporal-mean liquid water path adjustment is proportional to the temporal-mean radiative forcing, while the relationship between cloud fraction adjustment and radiative forcing is less direct. While the estimate of warm-cloud ACI is relatively insensitive to the treatment of ice and mixed-phase cloud overlying warm cloud, there are indications that more restrictive treatments of ice in the column result in a low bias in the estimated magnitude of the liquid water path adjustment and a high bias in the estimated magnitude of the droplet number forcing. Since the present work is the first PRP decomposition of the aerosol ERF into RF_{aci} and fast cloud adjustments, idealized experiments are conducted to provide evidence that the PRP results are accurate. The experiments show that using low-frequency (daily or monthly) time-averaged model output of the cloud property fields underestimates the ERF, but 3-hourly mean output is sufficiently frequent.

Copyright statement. TEXT

1 Introduction

Following Boucher et al. (2013), it has become common to distinguish between radiative forcing (RF) by aerosol–cloud interactions (ACI) and fast adjustments to this radiative forcing, with the sum of the RF_{aci} and the fast adjustments denoted as



the effective radiative forcing (ERF_{aci}). In liquid-water clouds, RF_{aci} arises from the increased availability of cloud condensation nuclei (CCN) in a polluted atmosphere leading to higher droplet number N_d and smaller effective radius r_e at constant cloud liquid water path \mathcal{L} (Twomey, 1977). The atmosphere responds to the higher- N_d , lower- r_e clouds by various processes occurring on short timescales, leading to adjustments in other cloud properties, including \mathcal{L} and cloud vertical and horizontal
 5 geometric extent.

Physically, the most important adjustment mechanisms are suppression of precipitation formation (Albrecht, 1989) and enhanced cloud-edge dry-air entrainment and droplet evaporation in the smaller-droplet clouds (Ackerman et al., 2004). The former mechanism, in isolation, would lead to an increase in cloud condensate and cloud fraction, and thus a negative adjustment to the radiative forcing; the latter, in isolation, would lead to a decrease in cloud condensate and thus a positive adjustment
 10 to the radiative forcing. Since no mechanism occurs in isolation in a coupled system (Stevens and Feingold, 2009), the question whether the net adjustment is positive or negative is both difficult and unresolved (e.g., Mülmenstädt and Feingold, 2018; Gryspeerdt et al., in revision).

One method by which aerosol effective radiative forcing is estimated is to calculate the difference in top-of-atmosphere (TOA) radiative fluxes in general-circulation models (GCMs) between runs with fixed sea-surface temperature and present-day
 15 or preindustrial aerosol concentrations or emissions (e.g., Lohmann et al., 2010; Forster et al., 2016). This requires a GCM that includes relevant aerosol–radiation and aerosol–cloud interaction mechanisms. By representing the optical properties of aerosol in the radiative transfer, RF_{ari} can be estimated; by representing the N_d dependence on aerosol activation during cloud formation, RF_{aci} can be estimated; and by representing precipitation suppression and enhanced evaporation in smaller- r_e clouds, the adjustments to RF_{aci} can be estimated. (We exclude ice and mixed-phase cloud processes, which introduce further
 20 complications, from this discussion.) These processes occur on scales far below the resolved scale, so their representation in the GCM requires parameterization. Thus, the model is only imperfectly (if at all) aware of subgrid-scale variability in the process rates and feedbacks between the processes; relies on imperfect base-state cloud properties (e.g., Penner et al., 2006); and only considers effects that are amenable to parameterization, meaning that precipitation suppression is included in many models but enhanced evaporation is not (e.g., Salzmann et al., 2010; Michibata et al., 2016; Zhou and Penner, 2017). Based
 25 on these considerations, a prevalent view is that, from the standpoint of achieving GCM fidelity, ACI are more difficult than aerosol–radiation interactions and ACI adjustments are more difficult than the ACI forcing. On top of this, the usual concerns about parametric uncertainty apply, so that the overall uncertainty on GCM estimates of ERF_{aci} is large (Boucher et al., 2013). Nevertheless, the ability of GCMs to produce a global estimate will assure their star will continue to shine brightly in the firmament of ERF estimation methods until competing methods overcome their own significant drawbacks.

In general, one might argue that knowing the uncertainty on each term in a sum is a good first step towards attacking the
 30 uncertainty on the total; certainly, this is consistent with the GCM paradigm of building up the total forcing from parameterizations for each of the contributing processes, even if it is less applicable to “top-down” estimates from the historical evolution of the climate system. Thus, we write the effective radiative forcing by aerosol as

$$F = F_{\text{ari}} + F_{N_d} + F_{\mathcal{L}} + F_{f_c}, \quad (1)$$



where F_{ari} is the RF_{ari} , F_{N_d} is the RF_{aci} due to the increase in N_d , and $F_{\mathcal{L}}$ and F_{f_c} are the \mathcal{L} and f_c adjustments to the RF_{ari} and RF_{aci} . Other adjustments, e.g., due to rapid changes in land surface temperatures or atmospheric temperature and humidity profiles have been estimated as small in previous studies (Heyn et al., 2017). Each of these terms maps fairly well onto a parameterization in the GCM: RF_{ari} is parameterized in the radiative transfer, F_{N_d} is parameterized in a droplet activation scheme, the ACI part of $F_{\mathcal{L}}$ is parameterized in the precipitation microphysics (and, if enhanced evaporation becomes tractable in the future, that component will presumably be parameterized in the turbulence scheme; e.g., Guo et al., 2011; Neubauer et al., 2014), and F_{f_c} is parameterized in the cloud cover scheme (although in our model the response to the perturbation is indirect, via relative humidity changes subsequent to precipitation rate changes); the only component that emerges from the model dynamics rather than from an explicit parameterization are the adjustments of temperature- and moisture profiles that entail further adjustments to aerosol-cloud interactions, and to aerosol-radiation interactions (formerly known as “semi-direct effect”). Both of these terms are small (Heyn et al., 2017; Stjern et al., 2017). A natural first step would then be to ask how large each of these terms is, and a natural second step would be to ask how much uncertainty each contributes to the total. One of the benefits of such a decomposition would be that it would provide a more solid footing for—or falsify—the notion that models agree fairly well on the “simpler” problem of RF_{aci} and not well at all on the “harder” problem of the adjustments. However, performing the decomposition is quite difficult in practice. Ghan (2013) addresses the issue of separating F_{ari} precisely from $F_{N_d} + F_{\mathcal{L}} + F_{f_c}$, but methods to separate the latter three are far less exact. One possibility is APRP decomposition into cloud amount, scattering, and absorption (Zelinka et al., 2014), but this decomposition does not correspond to the forcing-and-adjustment decomposition. Another possibility is to deactivate the parameterized precipitation suppression (and, if models include a parameterization of the enhanced evaporation, deactivate that as well); however, the model without parameterized adjustments will produce the a different climate than the model with (Penner et al., 2006).

In this technical note, we apply the method of partial radiative perturbations (PRP, Wetherald and Manabe, 1988; Colman and McAvaney, 1997; Colman, 2003; Klocke et al., 2013) to the ERF decomposition problem. The starting point for PRP is a perturbed and an unperturbed model run. One then introduces the fields of the perturbed run into the unperturbed run, one at a time, and reruns the radiative transfer scheme on the “partially perturbed” state to derive the resulting change in radiative fluxes. In our application, the two runs are fixed-SST runs (simulations with an atmospheric GCM with prescribed climatological, seasonally varying sea surface temperature and sea ice cover distributions) with present-day and preindustrial aerosol emissions, nudged to reanalysis present-day large-scale upper-level winds to reduce the internal variability without overconstraining the behavior of lower-tropospheric warm cloud and allow significant changes in cloud property to emerge after a shorter integration time than would otherwise be required (e.g., Kooperman et al., 2012; Zhang et al., 2014). The perturbed fields are N_d , \mathcal{L} , and f_c ; the corresponding changes in radiative fluxes are F_{N_d} , $F_{\mathcal{L}}$, and F_{f_c} .

In Section 2, we describe the PRP method and ECHAM–HAMMOZ model in detail; in Section 3, we use PRP to estimate the ERF components in the ECHAM–HAMMOZ model, determine whether the adjustments are a simple proportional response to the forcing.



2 Methods

We first give a brief formal description of the PRP method; then we describe the model configurations to which we will apply the method.

2.1 Partial radiative perturbations

5 We denote the shortwave TOA flux as Q and the longwave flux as R (all-sky, positive downward). For the purposes of this analysis, the radiative flux in each spectral range is considered a function of the cloud properties N_d , \mathcal{L} (or the vertically resolved analogue q_l), and f_c . The dependence of the fluxes on other climate state variables—water vapor mixing ratio q ; ice-water particle size, shape, and mixing ratio q_i ; aerosol properties; radiatively active gases; surface properties; and incoming solar radiation—is implicit:

$$10 \quad Q(\lambda, \phi, t) = Q(N_d(\lambda, \phi, p, t), q_l(\lambda, \phi, p, t), f_c(\lambda, \phi, p, t)) \quad (2)$$

$$R(\lambda, \phi, t) = R(N_d(\lambda, \phi, p, t), q_l(\lambda, \phi, p, t), f_c(\lambda, \phi, p, t)) \quad (3)$$

Let $\mathbf{x}^A = \{N_d^A, \mathcal{L}^A, f_c^A\}$ and $\mathbf{x}^B = \{N_d^B, \mathcal{L}^B, f_c^B\}$ denote the cloud properties in runs A and B . We then define *forward* and *backward* PRP as inserting one cloud property at a time from one run into the cloud field of the other and recalculating the radiative fluxes:

$$15 \quad \delta_{A \rightarrow B} Q_i = Q(\{x_i^A, x_{j \neq i}^B\}) - Q(\mathbf{x}^B) \quad (4)$$

$$\delta_{B \rightarrow A} Q_i = Q(\{x_i^B, x_{j \neq i}^A\}) - Q(\mathbf{x}^A), \quad (5)$$

where cloud property i is substituted from run A into run B or run B into run A , respectively, and Q (or R , analogously) is recalculated using the offline version of the model's radiative transfer scheme. *Forward-backward* PRP is simply the average of the two, taking into consideration that reversing direction reverses the sign of the radiative-flux perturbation (e.g., Klocke

20 et al., 2013):

$$\delta_{A \leftrightarrow B} Q_i = \frac{\delta_{A \rightarrow B} Q_i - \delta_{B \rightarrow A} Q_i}{2} \quad (6)$$

When A denotes the PI-emissions run and B denotes the PD-emissions run, the components of ERF_{aci} correspond to

$$F_{N_d} = \overline{\delta_{\text{PI} \leftrightarrow \text{PD}} Q_{N_d} + \delta_{\text{PI} \leftrightarrow \text{PD}} R_{N_d}} \quad (7)$$

$$F_{\mathcal{L}} = \overline{\delta_{\text{PI} \leftrightarrow \text{PD}} Q_{\mathcal{L}} + \delta_{\text{PI} \leftrightarrow \text{PD}} R_{\mathcal{L}}} \quad (8)$$

$$25 \quad F_{f_c} = \overline{\delta_{\text{PI} \leftrightarrow \text{PD}} Q_{f_c} + \delta_{\text{PI} \leftrightarrow \text{PD}} R_{f_c}}. \quad (9)$$

For other meanings of A and B , as in the additional experiments performed in Sections 3.1–3.3, the equivalent expressions to Equations (7)–(9) describe pseudo-forcing components rather than forcing components; we denote them as \tilde{F}_{N_d} , $\tilde{F}_{\mathcal{L}}$, and \tilde{F}_{f_c} .

In Equations (7)–(9),

$$\overline{\mathcal{F}} = \frac{1}{N} \sum_{i=1}^N \mathcal{F}(t_i) \quad (10)$$



indicates averaging over the time dimension of a field \mathcal{F} evaluated at the N time steps $\{t_1, \dots, t_N\}$. “Evaluated” can, itself, refer to a temporal average over the interval between evaluation time steps, as in a 3-hourly or daily mean, or it can refer to the instantaneous value of the field at that time step; when the distinction matters (because Q and R are not linear functions of their input variables), we will indicate the averaging interval as $\overline{\mathcal{F}}^{(\Delta t)}$. Thus, $\overline{\mathcal{F}}^{(\text{inst})}$ denotes the temporal mean of instantaneous model output, while $\overline{\mathcal{F}}^{(3 \text{ h})}$ denotes the temporal mean of 3-hourly-averaged model output.

2.2 Model description

We use several model runs performed with the ECHAM–HAMMOZ model, version echam6.1–ham2.2–moz0.9. The model is based on the ECHAM atmospheric general circulation model (Stevens et al., 2013), the HAM interactive aerosol module (Stier et al., 2005; Zhang et al., 2012), and the trace-gas chemistry module MOZ (Kinnison et al., 2007) (the latter is disabled in these runs). Of most direct relevance to our study, the parameterized processes contributing to warm-cloud–aerosol interactions are aerosol activation into cloud droplets according to Lin and Leaitch (1997); diagnostic warm rain processes (autoconversion and accretion) according to Khairoutdinov and Kogan (2000); and aerosol scavenging according to Croft et al. (2009, 2010). The stratiform cloud scheme is that of Lohmann and Roeckner (1996), extended to double-moment microphysics by Lohmann et al. (2007); Lohmann and Hoose (2009), with the Sundqvist et al. (1989) critical-relative-humidity cloud cover parameterization.

To reduce internal variability and achieve low statistical uncertainty on the forcing components within a reasonable integration time, we use monthly varying but yearly repeating sea surface temperatures (SST) and sea ice concentrations (SIC) from the observed climatology and nudge the large-scale wind fields to the present-day ERA-Interim reanalysis wind fields of the years 2000–2010 (in some sensitivity studies, only the year 2000 is used).

Estimates of radiative forcing are computed by performing a pair of model runs with present-day SST, SIC, and wind fields, and aerosol (precursor) emissions estimates for either the year 2000 or the year 1850. Emissions are from the AEROCOM-II ACCMIP dataset; in particular, anthropogenic emissions follow Lamarque et al. (2010).

To perform PRP on the model output, we have updated the offline version of the RRTM-based ECHAM6 radiative transfer code (Pincus and Stevens, 2013) that was originally used in Klocke et al. (2013). We neglect time-varying aerosol–radiation interactions to reduce technical complexity. To the extent that aerosol overlying cloud is a small effect, this choice mainly affects our estimate of the f_c adjustment (Ghan, 2013; Zelinka et al., 2014), which, unlike the N_d forcing and \mathcal{L} adjustment, is straightforward to compute without the PRP machinery; comparison to Gryspeerdt et al. (in preparation) shows that the f_c adjustment estimate is not strongly affected by this simplification.

3 Results

Since the components of the ERF_{aci} have not been diagnosed before in ECHAM–HAM by any method, we begin by presenting their global-mean values and geographic distributions in Section 3.1. In Section 3.2, we investigate whether fast responses to the Twomey forcing in terms of their spatial patterns are proportional to F_{N_d} . Sections A1 and A2 discuss whether PRP diagnoses the ERF_{aci} components correctly in the presence of decorrelation effect (i.e., effects of introducing one cloud property from



one run into an uncorrelated cloud field in another run). In Section A3, we determine what temporal averaging is permissible before the PRP estimate becomes inaccurate. Section 3.3 investigates the sensitivity of the PRP results to the treatment of model columns containing ice and mixed-phase clouds.

3.1 What are the ERF_{aci} components in ECHAM–HAM?

- 5 Using the PRP decomposition, Equations (7)–(9), we can diagnose the contributions to the ERF_{aci} from PD and PI-emission fixed-SST model runs. This is shown in Figure 1 and Table 1. The longwave effective forcing due to warm-cloud–aerosol interactions is small, as could be expected. No single forcing or adjustment dominates the shortwave ERF_{aci} ; the forcing F_{N_d} and \mathcal{L} adjustment $F_{\mathcal{L}}$ are of comparable magnitude at -0.52 W m^{-2} and -0.53 W m^{-2} . The cloud-fraction adjustment F_{f_c} at -0.31 W m^{-2} is the smallest of the components, consistent with other models (Zelinka et al., 2014; Gryspeerdt et al., in preparation). All results in this section are based on 3-hourly mean output, $\overline{F}^{(3 \text{ h})}$. This is a common model output configuration. We will justify this choice in Section A3.

The geographic patterns of all components exhibit similar features that result from a convolution of the distributions of susceptible clouds and CCN perturbations. There are large interhemispheric differences. In the northern hemisphere, fairly strong forcing prevails over both oceans and over most of the continents, with the exception of desert regions, northern Asia, and the Arctic; over the continents, a plume of high forcing components over China, extending eastwards into the Pacific Ocean, and of a magnitude far greater than over Europe and North America, is especially pronounced. In the southern hemisphere, on the other hand, sizable forcing components are largely limited to the subtropical southern Pacific and southern Atlantic in the vicinity of the persistent stratocumulus decks; smaller local maxima in the forcing components also exist in the outflow regions of the midlatitude westerlies downwind of South America, Africa, and Australia.

- 20 While observational studies often find that the strongest forcing components occur in highly susceptible warm oceanic clouds where continental pollution intrudes on relatively clean conditions (but see Gryspeerdt et al., 2017, as a counterexample), the location where ECHAM–HAMMOZ simulates both the strongest N_d forcing and the strongest \mathcal{L} adjustment is over land in China, extending downwind into the northwestern Pacific Ocean.

3.2 Are the adjustments proportional to the forcing?

- 25 An intriguing aspect of the ACI problem is whether the adjustments may be described approximately as a proportional response to the forcing (Gryspeerdt et al., in preparation, where the question is also addressed from a multimodel perspective). On the one hand, we do not necessarily expect proportionality in the physical atmosphere, since the processes responsible for the adjustments carry memory of the cloud evolution over various time scales; the parameterized cloud processes in GCMs share this feature, at least in principle, since the anthropogenic N_d perturbation seen by the precipitation parameterization at one time step could be the result of a CCN perturbation at some point in the past, carried to another point in space by advection, and influenced by any of the other parameterized cloud processes. On the other hand, complex systems oftentimes exhibit simple emergent behaviors (e.g., Mülmenstädt and Feingold, 2018, and references therein). If the adjustments were to follow proportionally from the forcing, one consequence for the ACI problem would be that the total ERF_{aci} uncertainty should not



be estimated as the uncertainty on the sum of uncorrelated RF_{aci} and adjustments but rather take the correlation between the forcing and adjustments into account, which would result in a smaller ERF_{aci} uncertainty estimate.

In this study, we can test for proportionality in terms of the geographic distribution using the spatial variability in the temporal-mean ERF_{aci} components. Figure 2 shows that the zonal mean of the ratio between \mathcal{L} adjustment and N_d forcing is relatively stable around unity between the southern and northern midlatitudes with fairly small interhemispheric differences except in the Southern Ocean. The picture is somewhat different for the ratio between f_c adjustment and N_d forcing, which is more latitudinally variable and more different between the northern and southern hemisphere. Figure 3 reinforces these conclusions, showing that $F_{\mathcal{L}}$ and F_{N_d} are fairly tightly correlated with a regression relationship remarkably close to one-to-one, while the relationship between F_{f_c} and F_{N_d} is much looser.

One interpretation of these results is that the ERF_{aci} components share a geographic pattern due to the fact that large effects result from the coincidence of large anthropogenic aerosol sources and susceptible clouds; the shared geographic pattern then leads to an approximately proportional relationship that breaks down farther from the source regions or where a different mixture of cloud processes dominates the cloud response (e.g., the Southern Ocean). The cloud cover scheme, which diagnoses f_c from the grid mean relative humidity, to some extent decouples f_c from the other cloud properties, which attenuates the influence of N_d on f_c . Nevertheless, the vagueness of this argument is unsatisfactorily mismatched against the precision of the $F_{\mathcal{L}}-F_{N_d}$ relationship, which suggests a deeper mechanism at play, e.g., that precipitation acts as a common sink process for both N_d and \mathcal{L} .

3.3 How should we treat columns containing ice?

In attempting to diagnose warm-cloud ACI forcing components, the question arises how ice-containing clouds should be handled. We can conduct the following set of experiments to determine the range of forcing strengths associated with different thermodynamic-phase treatments:

1. Perturb cloud properties in all cloudy model levels.
2. Perturb cloud properties in any liquid-containing cloudy model levels.
3. Perturb cloud properties in liquid-only cloudy model levels (default).
4. Perturb cloud properties in liquid-only cloudy columns.
5. Perturb cloud properties in liquid-only cloudy columns, correcting the result by their temporal occurrence fraction.

Table 2 summarizes the results. (For reasons of efficiency, we performed these sensitivity experiments on daily-mean output, SW flux only. We did not perform experiment 2 because we expect the result to lie between experiments 1 and 3, whose separation is already in the noise.) We conclude that how we choose to treat mixed-phase and ice clouds makes little difference in ECHAM–HAM, so long as we do not restrict ourselves to columns containing only warm clouds. In the latter case, correcting the forcing by the temporal occurrence fraction of liquid-only columns in each model latitude–longitude box approximately



recovers the results in which ice-containing columns are retained; however, there is some indication of diverging trends in F_{N_d} (which decreases in magnitude as the ice filtering becomes more restrictive) and $F_{\mathcal{L}}$ (which increases in magnitude as the ice filtering becomes more restrictive). The ice-free column requirement is often made in passive remote sensing studies to prevent contamination from ice clouds overlying warm clouds and uncertainties in multilayer cloud retrievals.

5 4 Conclusions

We have presented the first decomposition of the ACI effective forcing in ECHAM–HAM into a Twomey forcing component and rapid adjustments of \mathcal{L} and f_c . In ECHAM–HAM, no single component dominates: $F_{N_d} = -0.52 \text{ W m}^{-2}$, $F_{\mathcal{L}} = -0.53 \text{ W m}^{-2}$, and $F_{f_c} = -0.31 \text{ W m}^{-2}$; the Twomey forcing and \mathcal{L} adjustment are approximately equally strong, and the f_c adjustment is somewhat weaker, as in many other models. The global ERF is dominated by the northern-hemisphere forcing. Within the northern hemisphere, the strongest forcing components occur over land in China in F_{N_d} and $F_{\mathcal{L}}$. As expected, the stratocumulus sheets over the eastern ocean basins also show strong responses in both hemispheres, as do the midlatitude North Atlantic and North Pacific.

The temporal-mean spatial patterns of F_{N_d} and $F_{\mathcal{L}}$ are highly correlated, suggesting an effective proportionality in the \mathcal{L} adjustment to the Twomey forcing even though the precipitation-suppression mechanism by which the \mathcal{L} adjustment is parameterized in the model has inherent memory that could decouple it from the Twomey effect. The spatial patterns of the temporal-mean F_{N_d} and $F_{\mathcal{L}}$, while sharing some of the same gross features, have a much less tight relationship than F_{N_d} and $F_{\mathcal{L}}$.

In our study of ECHAM–HAMMOZ, the forcing components are fairly insensitive to how we treat columns containing both ice and liquid cloud condensate. Requiring that columns be free of ice and then correcting for the temporal fractional occurrence of ice cloud, a technique that is often necessary in observational studies, largely reproduces the results we obtain when we do not filter out such columns, albeit possibly causing an overestimate of the \mathcal{L} adjustment and an underestimate of the N_d forcing. (In interpreting the bearing of these results on analyses of satellite cloud retrievals, note that these studies do not necessarily apply the ice-free requirement at the coarse GCM scales of the present work, depending on whether they use gridded “level 3” data or the “level 2” native resolution of the retrieval algorithms.)

Through idealized sensitivity studies presented in the Appendix, we have showed that PRP is a viable method for accurately decomposing ERF_{aci} into a N_d forcing and \mathcal{L} and f_c adjustments. This is the case despite large artifacts that occur due to the decorrelated cloud property fields; the forward–backward technique advocated by Colman and McAvaney (1997) is capable of removing these artifacts.

PRP is the most direct method of diagnosing the ERF_{aci} components and their spatial patterns, making it a valuable tool. This makes it useful for providing context to other decomposition methods (e.g., Zelinka et al., 2014; Gryspeerdt et al., in preparation) or intercomparison studies (e.g., Pincus et al., 2016; Smith et al., 2018) despite its demand for high-frequency vertically resolved model output.



Appendix A: Validation of the PRP method for ACI decomposition

A1 What is the effect of decorrelating the cloud properties?

Consider the results of forward and backward PRP plotted separately for the PD–PI experiment in Figure A1. Not only are the magnitudes grotesque, but taken at face value, they would imply a positive forcing in one direction and a negative forcing in the other. Furthermore, the spatial patterns bear no resemblance to that expected for ERF_{aci} . In this section, we investigate the consequences of these features for the ERF_{aci} decomposition.

Any given atmospheric property is often correlated with many others. Substituting cloud properties one at a time breaks these correlations. For example, since ECHAM–HAM parameterizes precipitation suppression by aerosol, we expect a positive correlation between N_d and \mathcal{L} within a model run. If we substitute \mathcal{L} from another run, the mechanistic link between N_d and \mathcal{L} through precipitation suppression, by which higher N_d at a given point in time leads to higher \mathcal{L} at later times, is broken, and, therefore, the correlation between N_d and \mathcal{L} is altered.

We estimate the strength of such decorrelation effects by performing two model runs with (almost exactly) the same model physics, both nudged to the same large-scale dynamics and with the same fixed SST; the only difference between the runs is that a parameter in the Khairoutdinov and Kogan (2000) formulation for the autoconversion rate, tuned for ECHAM–HAM,

$$Q_{\text{aut}} = \gamma q_l^\alpha \left(\frac{N_d}{1 \text{ cm}^{-3}} \right)^{-\beta}, \quad (\text{A1})$$

has been slightly perturbed from $\beta = 1.79$ to $\beta' = 1.79 + 10^{-5}$ ($\alpha = 2.47$ and $\gamma = 4 \times 1350 \text{ s}^{-1}$ are unchanged). Even over short integration times (a year), these model runs will converge on the same climate, with nearly identical forcing components. (The small perturbation in β does not result in a significant change in model sensitivity.) However, at any given elapsed integration time and geographic location, the cloud properties in the two runs are essentially uncorrelated. We refer to this pair of runs as the *same-climate–different-weather experiment*. Knowing that the true climatological TOA flux difference between this pair of runs is zero, we can use these runs to estimate decorrelation effects between any other decorrelated pair of runs, including the PD and PI emissions runs.

We find that decorrelation effects cause the PRP method to estimate enormous TOA flux perturbations when we perform forward or backward substitution of any single cloud property; this is shown in panels (a) and (b) of Figure A2.

Unlike forward PRP or backward PRP individually, forward–backward PRP is unaffected by decorrelation, both in the global mean and locally in the temporal mean: panel (c) of Figure A2 shows that the fluctuations in ΔQ rapidly (i.e., within a year) average to zero. This confirms that the Colman and McAvaney (1997) prescription is successful at minimizing the spurious effects of decorrelation.

A2 Does PRP give the right answer?

The preceding section provides evidence that strong decorrelation effects do not lead to a spurious offset in forward–backward PRP results. Next, we show that decorrelation effects also do not lead to spurious scale factors. To do so, we scale N_d and \mathcal{L} by a globally constant factor of 1.1 at all timesteps and scale f_c by 0.99. We use PRP to diagnose the forcing associated with



each of these perturbations; the results are shown in the first three rows of Table A1. We can then estimate the strength of the decorrelation effects by performing PRP on the $\beta' = 1.79 + 10^{-5}$ run and the scaled- $\{N_d, \mathcal{L}, f_c\}$ $\beta = 1.79$ run. This is shown in the middle three rows of Table A1; the correct results are recovered to good approximation, with generally small attribution to incorrect ERF_{aci} components (the largest is -0.05 W m^{-2} incorrectly diagnosed as f_c adjustment in the $\mathcal{L} \times 1.1$ experiment) and generally small differences between the actual and diagnosed (the largest is a diagnosed $F_{\mathcal{L}} = -0.48 \text{ W m}^{-2}$ when the correct value is -0.53 W m^{-2}). The final test is an experiment in which all cloud properties are perturbed simultaneously and the clouds are decorrelated by using a $\beta' = 1.79 + 10^{-5}$ baseline run. The results are shown on the last line of Table A1; the correct ERF_{aci} components are recovered in the presence of the confounding effects of decorrelation and of perturbing multiple cloud properties simultaneously with 0.1 W m^{-2} or better accuracy, the largest discrepancy being the diagnosed $F_{f_c} = 0.14 \text{ W m}^{-2}$ when the correct value is 0.24 W m^{-2}).

Thus, we find that forward–backward PRP can diagnose the forcing components correctly in the presence of decorrelations, in addition to diagnosing the absence of forcing correctly in the same-climate–different-weather case.

A3 Does temporal averaging bias the results?

See Table A2. Longer averaging periods underestimate the forcing, but the differences between instantaneous output (the model time step is 7.5 minutes, but we sample every 3 h to reduce the data volume) and 3 h averages is minimal. As the latter is a standard model configuration, while subsampled instantaneous output requires modifications to the model code, we use the latter. Note that 3 h average output of column cloud properties is also available in some multimodel ensembles, e.g., CFMIP2.

A4 Are the results sensitive to choosing grid-mean or in-cloud perturbations?

Perturbing in-cloud or grid-mean N_d and \mathcal{L} would be equivalent in the limit in which TOA flux perturbations are linear in the cloud properties. While individual model columns do not satisfy this linearity requirement, the temporal mean apparently exhibits sufficient effective linearity that the choice of in-cloud or grid-mean perturbations has little effect on the ERF component estimate; compare Tables 1 and A3.

Code and data availability. The PRP code is available in a github repository that will be made public and receive a DOI concurrently with publication of the final paper. Similarly for the analysis code. ECHAM–HAMMOZ is available from hammoz.ethz.ch subject to acknowledgement of a licensing agreement. The PRP output on which the manuscript is based will be made available and receive a DOI on Zenodo concurrently with publication of the final paper. Due to the large data volume of 3-hourly vertically resolved fields, the model output itself was not archived, but model configuration files that can be used to replicate the output are available as part of the PRP code.



Author contributions. j_{μ} designed the study, performed model runs, computed the PRP diagnostics, and drafted the manuscript. EG and j_{μ} validated and debugged the results. EG, MS, PM, JQ, and j_{μ} proposed various sensitivity studies. EG, MS, PM, D, JQ, and j_{μ} worked on the interpretation of the results. All authors contributed text to or comments on the manuscript.

Competing interests. The authors declare that they have no competing interests.

- 5 *Acknowledgements.* The ECHAM–HAMMOZ model is developed by a consortium composed of ETH Zurich, Max-Planck-Institut für Meteorologie, Forschungszentrum Jülich, University of Oxford, and the Finnish Meteorological Institute and managed by the Center for Climate Systems Modeling (C2SM) at ETH Zurich. This work was funded by the FLASH project (project number QU 311/14-1) in the HALO Priority Program (SPP 1294) of the German Research Foundation (Deutsche Forschungsgemeinschaft, DFG); by the European Union through European Research Council (ERC) Starting Grant QUAERERE (grant agreement 306284); by the German Federal Ministry
- 10 of Education and Research within the Research for Sustainable Development (FONA) framework program under the HD(CP)² project (project number 01LK1504C). EG was supported by an Imperial College London Junior Research Fellowship. PM's contributions were supported by a travel grant from the Leibniz Invitations program at Universität Leipzig. Computing resources were provided by the German Climate Computing Center (Deutsches Klimarechenzentrum, DKRZ).



References

- Ackerman, A., Kirkpatrick, M., Stevens, D., and Toon, O.: The impact of humidity above stratiform clouds on indirect aerosol climate forcing, *NATURE*, 432, 1014–1017, <https://doi.org/10.1038/nature03174>, 2004.
- Albrecht, B. A.: Aerosols, Cloud Microphysics, and Fractional Cloudiness, *SCIENCE*, 245, 1227–1230, 1989.
- 5 Boucher, O., Randall, D., Artaxo, P., Bretherton, C., Feingold, G., Forster, P., Kerminen, V.-M., Kondo, Y., Liao, H., Lohmann, U., Rasch, P., Satheesh, S., Sherwood, S., Stevens, B., and Zhang, X.: Clouds and Aerosols, book section Chapter 7, pp. 571–658, Cambridge University Press, Cambridge, United Kingdom and New York, NY, USA, <https://doi.org/10.1017/CBO9781107415324.016>, 2013.
- Colman, R.: A comparison of climate feedbacks in general circulation models, *CLIMATE DYNAMICS*, 20, 865–873, <https://doi.org/10.1007/s00382-003-0310-z>, 2003.
- 10 Colman, R. A. and McAvaney, B. J.: A study of general circulation model climate feedbacks determined from perturbed sea surface temperature experiments, *JOURNAL OF GEOPHYSICAL RESEARCH-ATMOSPHERES*, 102, 19 383–19 402, <https://doi.org/10.1029/97JD00206>, 1997.
- Croft, B., Lohmann, U., Martin, R. V., Stier, P., Wurzler, S., Feichter, J., Posselt, R., and Ferrachat, S.: Aerosol size-dependent below-cloud scavenging by rain and snow in the ECHAM5-HAM, *ATMOSPHERIC CHEMISTRY AND PHYSICS*, 9, 4653–4675, <https://doi.org/10.5194/acp-9-4653-2009>, 2009.
- 15 Croft, B., Lohmann, U., Martin, R. V., Stier, P., Wurzler, S., Feichter, J., Hoose, C., Heikkilä, U., van Donkelaar, A., and Ferrachat, S.: Influences of in-cloud aerosol scavenging parameterizations on aerosol concentrations and wet deposition in ECHAM5-HAM, *ATMOSPHERIC CHEMISTRY AND PHYSICS*, 10, 1511–1543, <https://doi.org/10.5194/acp-10-1511-2010>, 2010.
- Forster, P. M., Richardson, T., Maycock, A. C., Smith, C. J., Samset, B. H., Myhre, G., Andrews, T., Pincus, R., and Schulz, M.: Recommendations for diagnosing effective radiative forcing from climate models for CMIP6, *JOURNAL OF GEOPHYSICAL RESEARCH-ATMOSPHERES*, 121, 12 460–12 475, <https://doi.org/10.1002/2016JD025320>, 2016.
- 20 Ghan, S. J.: Technical Note: Estimating aerosol effects on cloud radiative forcing, *ATMOSPHERIC CHEMISTRY AND PHYSICS*, 13, 9971–9974, <https://doi.org/10.5194/acp-13-9971-2013>, 2013.
- Gryspeerdt, E., Quaas, J., Ferrachat, S., Gettelman, A., Ghan, S., Lohmann, U., Morrison, H., Neubauer, D., Partridge, D. G., Stier, P., Takemura, T., Wang, H., Wang, M., and Zhang, K.: Constraining the instantaneous aerosol influence on cloud albedo, *Proc. Nat. Acad. Sci. USA*, 119, 4899–4904, <https://doi.org/10.1073/pnas.1617765114>, 2017.
- 25 Gryspeerdt, E., Mülmenstädt, J., et al.: Surprising similarities in model and observational aerosol radiative forcing estimates, in preparation.
- Gryspeerdt, E., Goren, T., Sourdeval, O., Quaas, J., Mülmenstädt, J., S., D., Unglaub, C., Gettelman, A., and Christensen, M.: Constraining the aerosol influence on cloud liquid water path, *Atmos. Chem. Phys. Discuss.*, <https://doi.org/10.5194/acp-2018-885>, in revision.
- 30 Guo, H., Golaz, J.-C., and Donner, L. J.: Aerosol effects on stratocumulus water paths in a PDF-based parameterization, *GEOPHYSICAL RESEARCH LETTERS*, 38, L17 808, <https://doi.org/10.1029/2011GL048611>, 2011.
- Heyn, I., Block, K., Mülmenstädt, J., Gryspeerdt, E., Kühne, P., Salzmann, M., and Quaas, J.: Assessment of simulated aerosol effective radiative forcings in the terrestrial spectrum, *Geophys. Res. Lett.*, 44, 1001–1007, <https://doi.org/10.1002/2016GL071975>, 2017.
- Khairoutdinov, M. and Kogan, Y.: A new cloud physics parameterization in a large-eddy simulation model of marine stratocumulus, *MONTHLY WEATHER REVIEW*, 128, 229–243, [https://doi.org/10.1175/1520-0493\(2000\)128<0229:ANCPPI>2.0.CO;2](https://doi.org/10.1175/1520-0493(2000)128<0229:ANCPPI>2.0.CO;2), 2000.
- 35 Kinnison, D. E., Brasseur, G. P., Walters, S., Garcia, R. R., Marsh, D. R., Sassi, F., Harvey, V. L., Randall, C. E., Emmons, L., Lamarque, J. F., Hess, P., Orlando, J. J., Tie, X. X., Randel, W., Pan, L. L., Gettelman, A., Granier, C., Diehl, T., Niemeier, U., and Simmons, A. J.: Sen-



- sitivity of chemical tracers to meteorological parameters in the MOZART-3 chemical transport model, JOURNAL OF GEOPHYSICAL RESEARCH-ATMOSPHERES, 112, D20 302, <https://doi.org/10.1029/2006JD007879>, 2007.
- Klocke, D., Quaas, J., and Stevens, B.: Assessment of different metrics for physical climate feedbacks, Clim. Dyn., 41, 1173–1185, <https://doi.org/10.1007/s00382-013-1757-1>, 2013.
- 5 Kooperman, G. J., Pritchard, M. S., Ghan, S. J., Wang, M., Somerville, R. C. J., and Russell, L. M.: Constraining the influence of natural variability to improve estimates of global aerosol indirect effects in a nudged version of the Community Atmosphere Model 5, JOURNAL OF GEOPHYSICAL RESEARCH-ATMOSPHERES, 117, D23 204, <https://doi.org/10.1029/2012JD018588>, 2012.
- Lamarque, J.-F., Bond, T. C., Eyring, V., Granier, C., Heil, A., Klimont, Z., Lee, D., Lioussé, C., Mieville, A., Owen, B., Schultz, M. G., Shindell, D., Smith, S. J., Stehfest, E., Van Aardenne, J., Cooper, O. R., Kainuma, M., Mahowald, N., McConnell, J. R., Naik, V., Riahi,
- 10 K., and van Vuuren, D. P.: Historical (1850–2000) gridded anthropogenic and biomass burning emissions of reactive gases and aerosols: methodology and application, ATMOSPHERIC CHEMISTRY AND PHYSICS, 10, 7017–7039, <https://doi.org/10.5194/acp-10-7017-2010>, 2010.
- Lin, H. and Leaitch, R.: Development of an in-cloud aerosol activation parameterization for climate modeling, in: Proc. WMO Workshop on Measurements of Cloud Properties for Forecasts of Weather and Climate, edited by Baumgardner, D. and Raga, G., pp. 328–335, World Meteorological Organization, 1997.
- 15 Lohmann, U. and Hoose, C.: Sensitivity studies of different aerosol indirect effects in mixed-phase clouds, ATMOSPHERIC CHEMISTRY AND PHYSICS, 9, 8917–8934, <https://doi.org/10.5194/acp-9-8917-2009>, 2009.
- Lohmann, U. and Roeckner, E.: Design and performance of a new cloud microphysics scheme developed for the ECHAM general circulation model, CLIMATE DYNAMICS, 12, 557–572, <https://doi.org/10.1007/s003820050128>, 1996.
- 20 Lohmann, U., Stier, P., Hoose, C., Ferrachat, S., Kloster, S., Roeckner, E., and Zhang, J.: Cloud microphysics and aerosol indirect effects in the global climate model ECHAM5-HAM, ATMOSPHERIC CHEMISTRY AND PHYSICS, 7, 3425–3446, <https://doi.org/10.5194/acp-7-3425-2007>, 2007.
- Lohmann, U., Rotstajn, L., Storelvmo, T., Jones, A., Menon, S., Quaas, J., Ekman, A. M. L., Koch, D., and Ruedy, R.: Total aerosol effect: radiative forcing or radiative flux perturbation?, ATMOSPHERIC CHEMISTRY AND PHYSICS, 10, 3235–3246, <https://doi.org/10.5194/acp-10-3235-2010>, 2010.
- 25 Michibata, T., Suzuki, K., Sato, Y., and Takemura, T.: The source of discrepancies in aerosol-cloud-precipitation interactions between GCM and A-Train retrievals, ATMOSPHERIC CHEMISTRY AND PHYSICS, 16, 15 413–15 424, <https://doi.org/10.5194/acp-16-15413-2016>, 2016.
- Mülmenstädt, J. and Feingold, G.: The radiative forcing of aerosol–cloud interactions in liquid clouds: Wrestling and embracing uncertainty, Curr. Clim. Change Rep., 4, 23–40, <https://doi.org/10.1007/s40641-018-0089-y>, 2018.
- Neubauer, D., Lohmann, U., Hoose, C., and Frontoso, M. G.: Impact of the representation of marine stratocumulus clouds on the anthropogenic aerosol effect, ATMOSPHERIC CHEMISTRY AND PHYSICS, 14, 11 997–12 022, <https://doi.org/10.5194/acp-14-11997-2014>, 2014.
- Penner, J. E., Quaas, J., Storelvmo, T., Takemura, T., Boucher, O., Guo, H., Kirkevåg, A., Kristjansson, J. E., and Seland, O.: Model intercomparison of indirect aerosol effects, ATMOSPHERIC CHEMISTRY AND PHYSICS, 6, 3391–3405, <https://doi.org/10.5194/acp-6-3391-2006>, 2006.
- 35 Pincus, R. and Stevens, B.: Paths to accuracy for radiation parameterizations in atmospheric models, JOURNAL OF ADVANCES IN MODELING EARTH SYSTEMS, 5, 225–233, <https://doi.org/10.1002/jame.20027>, 2013.



- Pincus, R., Forster, P. M., and Stevens, B.: The Radiative Forcing Model Intercomparison Project (RFMIP): experimental protocol for CMIP6, GEOSCIENTIFIC MODEL DEVELOPMENT, 9, 3447–3460, <https://doi.org/10.5194/gmd-9-3447-2016>, 2016.
- Salzmann, M., Ming, Y., Golaz, J.-C., Ginoux, P. A., Morrison, H., Gettelman, A., Kraemer, M., and Donner, L. J.: Two-moment bulk stratiform cloud microphysics in the GFDL AM3 GCM: description, evaluation, and sensitivity tests, ATMOSPHERIC CHEMISTRY AND PHYSICS, 10, 8037–8064, <https://doi.org/10.5194/acp-10-8037-2010>, One of the first modeling studies pointing out the asymmetry in the treatment of cloud adjustments to aerosol, where the negative adjustment through drizzle suppression is parameterized, but the positive adjustment through enhanced turbulent entrainment is not., 2010.
- Smith, C. J., Kramer, R. J., Myhre, G., Forster, P. M., Soden, B. J., Andrews, T., Boucher, O., Faluvegi, G., Fläschner, D., Hodnebrog, O., Kassoar, M., Kharin, V., Kirkevåg, A., Lamarque, J.-F., Mülmenstädt, J., Olivie, D., Richardson, T., Samset, B. H., Shindell, D., Stier, P., Takemura, T., Voulgarakis, A., and Watson-Parris, D.: Understanding rapid adjustments to diverse forcing agents, Geophys. Res. Lett., 45, 12 023–12 031, <https://doi.org/10.1029/2018GL079826>, 2018.
- Stevens, B. and Feingold, G.: Untangling aerosol effects on clouds and precipitation in a buffered system, NATURE, 461, 607–613, <https://doi.org/10.1038/nature08281>, 2009.
- Stevens, B., Giorgetta, M., Esch, M., Mauritsen, T., Crueger, T., Rast, S., Salzmann, M., Schmidt, H., Bader, J., Block, K., Brokopf, R., Fast, I., Kinne, S., Kornbluh, L., Lohmann, U., Pincus, R., Reichler, T., and Roeckner, E.: Atmospheric component of the MPI-M Earth System Model: ECHAM6, JOURNAL OF ADVANCES IN MODELING EARTH SYSTEMS, 5, 146–172, <https://doi.org/10.1002/jame.20015>, 2013.
- Stier, P., Feichter, J., Kinne, S., Kloster, S., Vignati, E., Wilson, J., Ganzeveld, L., Tegen, I., Werner, M., Balkanski, Y., Schulz, M., Boucher, O., Minikin, A., and Petzold, A.: The aerosol-climate model ECHAM5-HAM, ATMOSPHERIC CHEMISTRY AND PHYSICS, 5, 1125–1156, <https://doi.org/10.5194/acp-5-1125-2005>, 2005.
- Stjern, C. W., Samset, B. H., Myhre, G., Forster, P. M., Hodnebrog, O., Andrews, T., Boucher, O., Faluvegi, G., Iversen, T., Kassoar, M., Kharin, V., Kirkevåg, A., Lamarque, J.-F., Olivie, D., Richardson, T., Shawki, D., Shindell, D., Smith, C. J., Takemura, T., and Voulgarakis, A.: Rapid Adjustments Cause Weak Surface Temperature Response to Increased Black Carbon Concentrations, JOURNAL OF GEOPHYSICAL RESEARCH-ATMOSPHERES, 122, 11 462–11 481, <https://doi.org/10.1002/2017JD027326>, 2017.
- Sundqvist, H., Berge, E., and Kristjansson, J.: Condensation and cloud parameterization studies with a mesoscale numerical weather prediction model, MONTHLY WEATHER REVIEW, 117, 1641–1657, [https://doi.org/10.1175/1520-0493\(1989\)117<1641:CACPSW>2.0.CO;2](https://doi.org/10.1175/1520-0493(1989)117<1641:CACPSW>2.0.CO;2), 1989.
- Twomey, S.: Influence of pollution on shortwave albedo of clouds, JOURNAL OF THE ATMOSPHERIC SCIENCES, 34, 1149–1152, [https://doi.org/10.1175/1520-0469\(1977\)034<1149:TIOPT>2.0.CO;2](https://doi.org/10.1175/1520-0469(1977)034<1149:TIOPT>2.0.CO;2), 1977.
- Wetherald, R. and Manabe, S.: Cloud feedback processes in a general-circulation model, JOURNAL OF THE ATMOSPHERIC SCIENCES, 45, 1397–1415, [https://doi.org/10.1175/1520-0469\(1988\)045<1397:CFPIAG>2.0.CO;2](https://doi.org/10.1175/1520-0469(1988)045<1397:CFPIAG>2.0.CO;2), 1988.
- Wood, S. N.: Fast stable restricted maximum likelihood and marginal likelihood estimation of semiparametric generalized linear models, Journal of the Royal Statistical Society (B), 73, 3–36, 2011.
- Zelinka, M. D., Andrews, T., Forster, P. M., and Taylor, K. E.: Quantifying components of aerosol-cloud-radiation interactions in climate models, JOURNAL OF GEOPHYSICAL RESEARCH-ATMOSPHERES, 119, 7599–7615, <https://doi.org/10.1002/2014JD021710>, 2014.
- Zhang, K., O'Donnell, D., Kazil, J., Stier, P., Kinne, S., Lohmann, U., Ferrachat, S., Croft, B., Quaas, J., Wan, H., Rast, S., and Feichter, J.: The global aerosol-climate model ECHAM-HAM, version 2: sensitivity to improvements in process representations, ATMOSPHERIC CHEMISTRY AND PHYSICS, 12, 8911–8949, <https://doi.org/10.5194/acp-12-8911-2012>, 2012.



Zhang, K., Wan, H., Liu, X., Ghan, S. J., Kooperman, G. J., Ma, P.-L., Rasch, P. J., Neubauer, D., and Lohmann, U.: Technical Note: On the use of nudging for aerosol-climate model intercomparison studies, *ATMOSPHERIC CHEMISTRY AND PHYSICS*, 14, 8631–8645, <https://doi.org/10.5194/acp-14-8631-2014>, 2014.

5 Zhou, C. and Penner, J. E.: Why do general circulation models overestimate the aerosol cloud lifetime effect?: A case study comparing CAM5 and a CRM, *ATMOSPHERIC CHEMISTRY AND PHYSICS*, 17, 21–29, <https://doi.org/10.5194/acp-17-21-2017>, 2017.

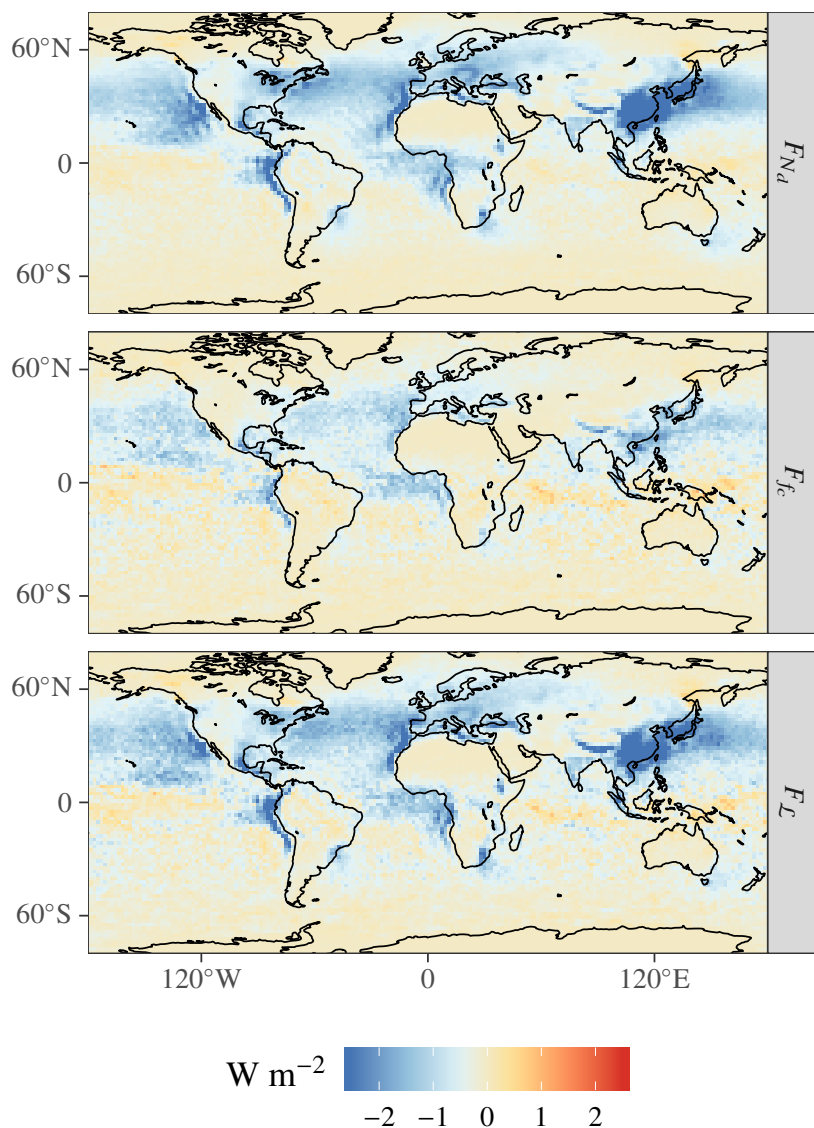


Figure 1. ERF_{aci} components in ECHAM-HAM estimated by forward-backward PRP

Table 1. ERF_{aci} components in ECHAM-HAM estimated by forward-backward PRP

Spectrum	ERF components (W m^{-2})			Sum (W m^{-2})	Total ERF (W m^{-2})
	F_{Nd}	F_{fc}	F_L	$F_{Nd} + F_{fc} + F_L$	
LW	0.00	0.04	0.03	0.07	0.72
SW	-0.52	-0.35	-0.57	-1.44	-2.03

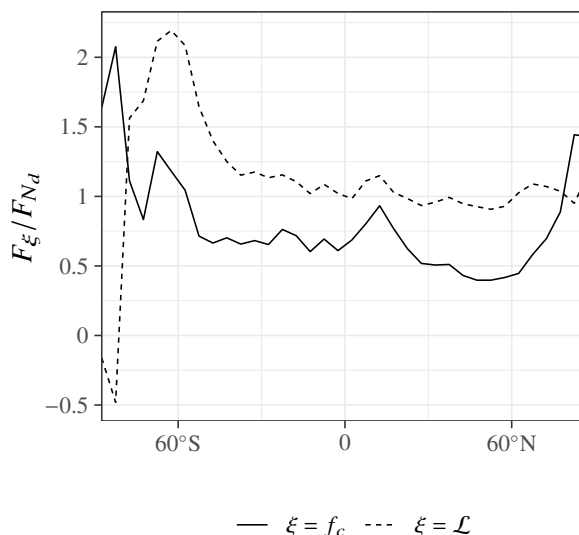


Figure 2. ERF_{aci} adjustments relative to the Twomey forcing should the F 's in the figure have overbars to indicate they are temporal averages?

Table 2. Dependence of diagnosed ERF_{aci} components on treatment of thermodynamic phase

Phase treatment	ERF components (W m^{-2})		
	δQ_{N_d}	δQ_{f_c}	$\delta Q_{\mathcal{L}}$
All phases	-0.29	-0.29	-0.34
Liquid-only cloudy model levels	-0.27	-0.27	-0.35
Liquid-only cloudy model columns	-0.15	-0.17	-0.21
Liquid-only cloudy model columns (corrected for occurrence fraction)	-0.26	-0.29	-0.38

Table A1. ERF_{aci} components resulting from idealized perturbations to N_d , \mathcal{L} , and f_c ; estimate of the same ERF_{aci} components by forward-backward PRP in the presence of decorrelation effects.

Forcing	ERF components (W m^{-2})		
	F_{N_d}	F_{f_c}	$F_{\mathcal{L}}$
$N_d \times 1.1$	-0.38	-0.00	-0.00
$f_c \times 0.99$	-0.00	0.24	-0.00
$\mathcal{L} \times 1.1$	-0.00	-0.00	-0.53
$N_d \times 1.1$ with $\beta' = \beta + 10^{-5}$	-0.37	-0.01	-0.01
$f_c \times 0.99$ with $\beta' = \beta + 10^{-5}$	0.01	0.21	0.02
$\mathcal{L} \times 1.1$ with $\beta' = \beta + 10^{-5}$	0.01	-0.05	-0.48
$N_d \times 1.1, \mathcal{L} \times 1.1, f_c \times 0.99$ with $\beta' = \beta + 10^{-5}$	-0.31	0.14	-0.49

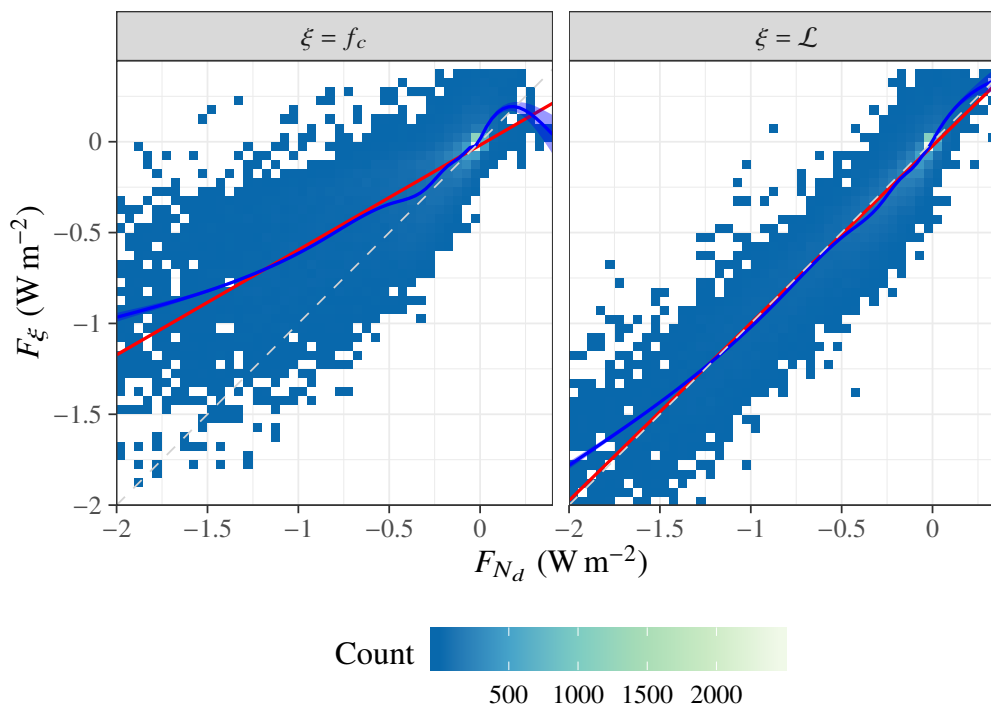


Figure 3. Correlation plots between the temporal-mean Twomey forcing and the adjustments; color indicates the number of grid boxes within each $0.05 \text{ W m}^{-2} \times 0.05 \text{ W m}^{-2}$ bin; the red line is a linear least-squares regression; the blue line is a generalized additive model regression (Wood, 2011), with 95% confidence interval shaded in light blue; and the dashed gray line is the one-to-one line

Table A2. Dependence of diagnosed ERF_{aci} components on temporal averaging

Averaging period	ERF components (W m^{-2})		
	F_{N_d}	F_{f_c}	$F_{\mathcal{L}}$
1 month	−0.09	−0.09	−0.11
1 d	−0.35	−0.33	−0.30
3 h	−0.52	−0.31	−0.53
instantaneous	−0.55	−0.30	−0.51

Table A3. ERF_{aci} components calculated by PRP on f_c and in-cloud N_d and q_l

ERF components (W m^{-2})		
F_{N_d}	F_{f_c}	$F_{\mathcal{L}}$
−0.48	−0.30	−0.48

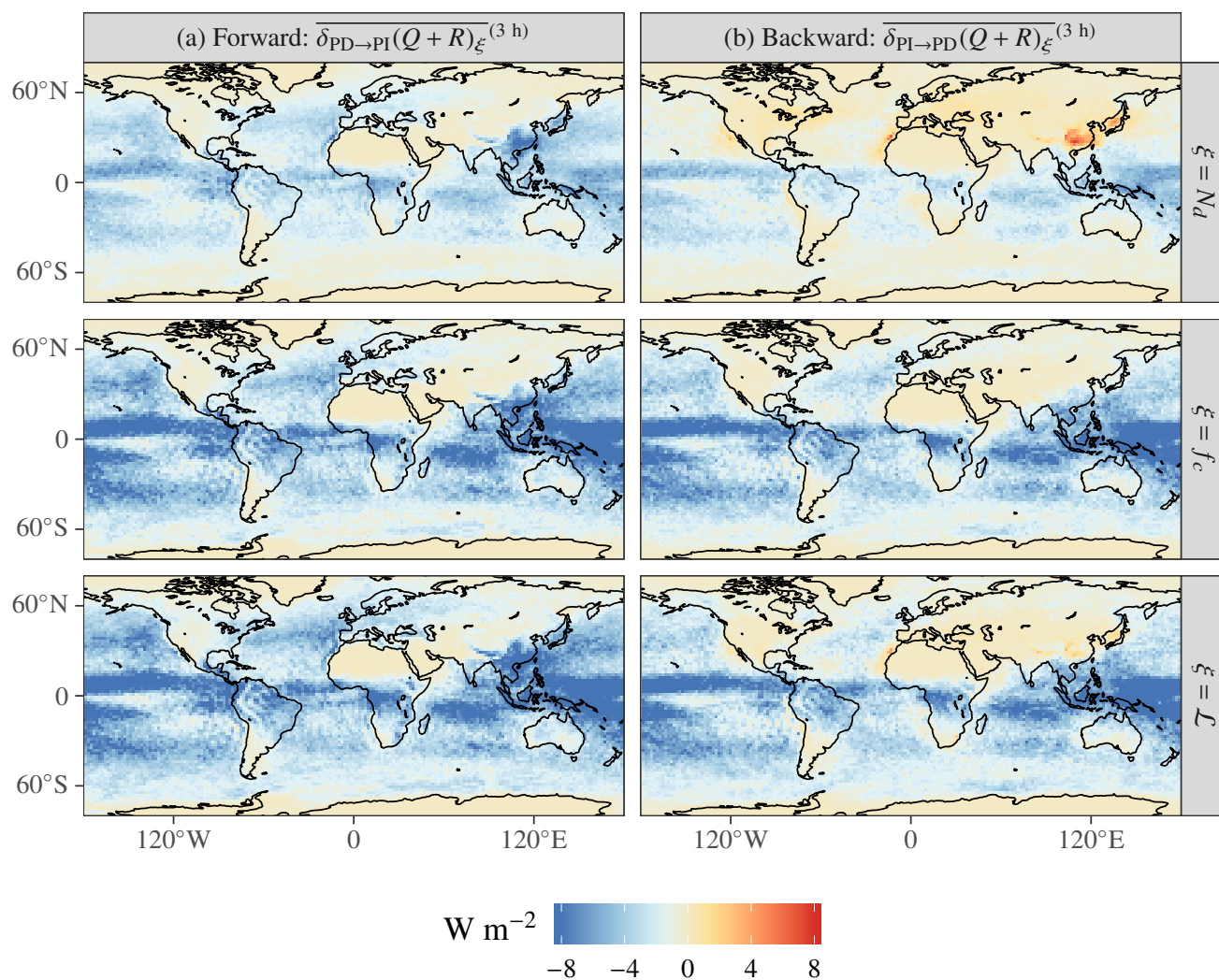


Figure A1. Forward (a) and backward (b) PRP estimates of the ERF_{aci} components. Note the significantly wider color scale than in Figure 1.

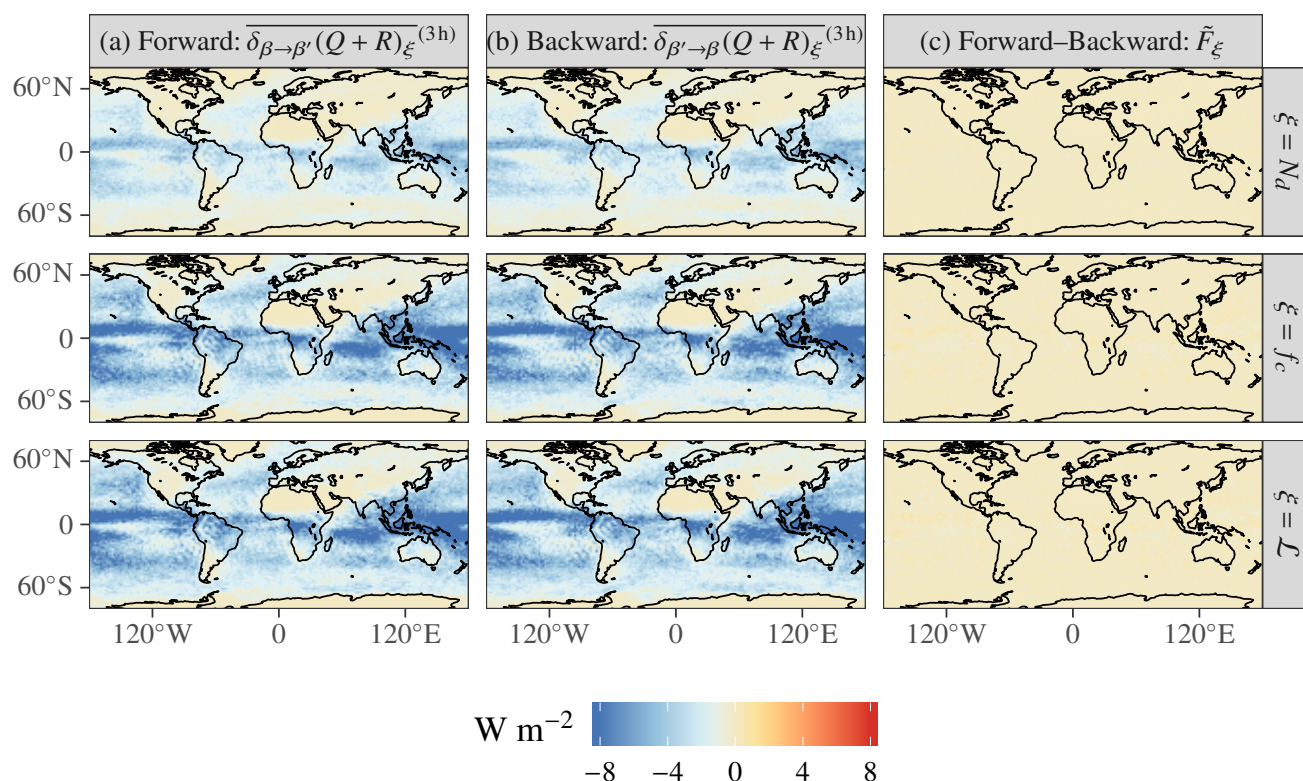


Figure A2. Forward (a), backward (b), and (c) forward-backward PRP performed on the same-climate-different-weather case. Note the significantly wider color scale than in Figure 1.