

Dear Dr. Willy Maenhaut,

Thank you very much for your technical suggestions on our manuscript of “acp-2018-1256”. Please see the point-by-point responses below and changes are marked blue in the revised manuscript.

The authors have reasonably addressed the comments of the three anonymous referees and they have modified their manuscript accordingly. However, the comments given below should be addressed and several alterations are needed for the Main text and Supplement before the manuscript can be published in ACP.

For the Main text:

Line 16: Replace ", however" by "; however".

Response: Changed accordingly.

Line 18 and on 14 other occasions further within the text: "e.g. " by "e.g., ".

Response: Changed accordingly throughout the text.

Lines 23-24: Replace "were found to be more dominant sources" by "was found to be a more dominant source".

Response: Changed accordingly.

Line 31: Replace "indicating their different" by "indicating different".

Response: Changed accordingly.

Line 33: Replace "pathways of" by "pathway of".

Response: Changed accordingly.

Line 43: There should be a space after the 4 ";" in this line.

Response: Revised accordingly.

Line 64: Replace ", instead" by "; instead".

Response: Changed accordingly.

Line 69: Replace "and its derivatives" by "and their derivatives".

Response: Changed accordingly.

Line 80: Replace "NACs is proposed" by "NACs are proposed".

Response: Changed accordingly.

Line 85: Replace "of NAC," by "of NACs,".

Response: Changed accordingly.

Line 109: It should be specified whether the aliquot was taken from the quartz fiber or the Teflon filter sample; I presume from the quartz fiber filter sample.

Response: Yes, the aliquot was taken from the quartz fiber filter sample. It has been added to be specific.

Line 148: Replace "were analyzed" by "were measured". Furthermore, it should be specified

that the analyses for OC and EC were done on the quartz fiber filter samples.

Response: Revised accordingly.

Line 150: It should be specified which filter samples were used for the IC analyses. I presume the Teflon filter samples. If not, what analyses were done on the Teflon filter samples? This should be indicated.

Response: Yes, teflon filter samples were used for the IC analyses. It has been added to be specific.

Line 149: "Turpin and Lim, 2001" is missing in the Reference list.

Response: Added in the Reference list.

Line 151: "Guo et al. (2010)" is missing in the Reference list.

Response: Added in the Reference list.

Lines 158, 180 and 218: Replace "portitioning" by "partitioning".

Response: Changed accordingly.

Lines 161-162: Replace "concentrations of organic aerosols (OA), calculated to be OC multiplying by" by "concentration of organic aerosols (OA), calculated as OC multiplied by".

Response: Changed accordingly.

Line 166: Replace "saturated pressure" by "saturation pressure".

Response: Changed accordingly.

Line 169: Some information (e.g., appropriate literature references) should be given for the Nannoolal approach and for the Joback and Reid approach.

Response: References have been added.

Line 172: Replace "would not" by "will not".

Response: Changed accordingly.

Line 175: "Cecinato et al. (2005)" is missing in the Reference list.

Response: Added in the Reference list.

Lines 181 and 219: Replace "Le Breton et al. (2017)" by "Le Breton et al. (2018)".

Response: Changed accordingly.

Lines 200-201: "Edwards et al., 2017" is missing in the Reference list.

Response: Added in the Reference list.

Line 229: Replace "at two sites" by "at the two sites".

Response: Changed accordingly.

*Lines 246-247 and 249: It should be indicated what the "***" denote.*

Response: The "***" denotes significant correlation at the 0.01 level, which has been indicated in the text.

Line 247: Replace "than those with" by "than with".

Response: Changed accordingly.

Line 264: Replace "didn't show" by "did not show".

Response: Changed accordingly.

Line 280: Replace "unlikely important" by "likely not important".

Response: Changed accordingly.

Line 290: Replace "those during episodes" by "during episodes".

Response: Changed accordingly.

Line 292: Replace "than the nighttime" by "than the nighttime ones".

Response: Changed accordingly.

Line 298: Replace "The quantum" by "Quantum".

Response: Changed accordingly.

Line 301: Replace "according to the" by "according to".

Response: Changed accordingly.

Lines 303 and 305: Replace "et al (" by "et al. (".

Response: Changed accordingly.

Line 307: Insert a space before "(Yuan".

Response: Revised accordingly.

Line 309: Replace "play more" by "plays a more".

Response: Changed accordingly.

Line 310: Replace "of campaign" by "of the campaign".

Response: Changed accordingly.

Line 324: Replace "variation during" by "variations during".

Response: Changed accordingly.

Line 329: Should it not be "anymore" instead of "any more" here?

Response: Revised accordingly.

Line 338: Replace "higher anthropogenic" by "higher concentrations of anthropogenic".

Response: Changed accordingly.

Line 342: Replace "existed in polluted" by "exist in polluted".

Response: Changed accordingly.

Line 351: Replace "other, thus" by "other; thus".

Response: Changed accordingly.

Line 352: Replace "10ppb" by "10 ppb".

Response: Changed accordingly.

Line 358: Replace "represent the" by "represents the".

Response: Changed accordingly.

Line 359: Replace "the increasing of" by "increasing".

Response: Changed accordingly.

Line 368: Replace "values of toluene" by "value of toluene".

Response: Changed accordingly.

Line 369: Replace "than those during" by "than during".

Response: Changed accordingly.

Line 403: Replace "4-Nitrophenol" by "4-nitrophenol".

Response: Changed accordingly.

Line 407: Replace "more important sources" by "a more important source".

Response: Changed accordingly.

Line 414: Replace "atmospheres and that" by "atmospheres and indicates that".

Response: Changed accordingly.

Line 415: Replace "mechanisms however are still unclear, which deserve" by "mechanisms are, however, still unclear and deserve".

Response: Changed accordingly.

Line 418: Replace "4M5NC, daytime" by "4M5NC and daytime".

Response: Changed accordingly.

Line 425: Replace "than those during" by "than during".

Response: Changed accordingly.

Line 430: Replace "also important" by "also an important".

Response: Changed accordingly.

Lines 452-637, References:

- Titles of journal articles should be in lower case and not in Title Case.

- For articles with 2 authors, the ", and" before the second author should be replaced by "and".

Response: References have been checked and revised accordingly.

Line 534: Replace "Atmos. Chem. Phys., 1-32, 10.5194/acp-2017-814, 2017" by "Atmos. Chem. Phys., 18, 10355-10371, 10.5194/acp-18-10355-2018, 2018".

Response: Changed accordingly.

Line 645: Replace "The summery" by "Summary" and replace "cross this" by "across this".

Response: Changed accordingly.

Line 659: Replace "The concentrations" by "Concentration".

Response: Changed accordingly.

Line 663: Replace "The variation of NAC compositions" by "Variation of NAC composition".

Response: Changed accordingly.

Line 666: Replace "The concentrations" by "Concentration".

Response: Changed accordingly.

Line 671: Replace "The correlation" by "Correlation".

Response: Changed accordingly.

Line 675: Replace "Figure 9 The" by "Figure 9" replace "ratios as" by "ratio as".

Response: Changed accordingly.

For the Supplement:

Page 2, line 1 of caption of Figure S2: Replace "The comparison" by "Comparison".

Response: Changed accordingly.

Page 2, lines 2 and 6 of caption of Figure S2: Replace "Melptitz" by "Melpitz".

Response: Changed accordingly.

Page 3, caption of Figure S3: Replace "The diurnal variations" by "Diurnal variation".

Response: Changed accordingly.

Page 4, within Figure S5: Replace "dattime" by "daytime".

Response: Changed accordingly.

Page 4, caption of Figure S6: Replace "The schematic diagram" by "Schematic diagram".

Response: Changed accordingly.

Page 5, heading of Table S1: Replace "The saturated" by "Saturation".

Response: Changed accordingly.

Page 6, heading of Table S2: Replace "The concentrations" by "Concentration".

Response: Changed accordingly.

Page 6, within Table S2: Replace "Melptitz" by "Melpitz".

Response: Changed accordingly.

Page 6, last line: Insert a space between "and" and "5-nitro-salicylic".

Response: Revised accordingly.

Page 7, heading of Table S3: Replace "The pearson" by "Pearson".

Response: Changed accordingly.

Page 7: There are data in bold, in red and in parentheses in red. It should be explained what this indicates.

Response: They have been explained following Table S3.

Page 8, heading of Table S4: Replace "The pearson" by "Pearson".

Response: Changed accordingly.

Pages 8 and 9: There are data bold, in red and in parentheses in red. It should be explained what this indicates.

Response: They have been explained following Table S4.

Most sincerely,

Min Hu and Jianzhen Yu

The formation of nitro-aromatic compounds under high NO_x and anthropogenic VOC conditions in urban Beijing, China

Yujue Wang¹, Min Hu^{*,1,5}, Yuchen Wang³, Jing Zheng¹, Dongjie Shang¹, Yudong Yang¹, Ying Liu^{1,5}, Xiao Li¹, Rongzhi Tang¹, Wenfei Zhu⁶, Zhuofei Du¹, Yusheng Wu¹, Song Guo¹, Zhijun Wu¹, Shengrong Lou⁶, Mattias Hallquist², and Jian Zhen Yu^{*,3,4}

¹State Key Joint Laboratory of Environmental Simulation and Pollution Control, College of Environmental Sciences and Engineering, Peking University, Beijing 100871, China

²Department of Chemistry and Molecular Biology, University of Gothenburg, Gothenburg, Sweden

³Environmental Science Programs, Hong Kong University of Science & Technology, Hong Kong, China

⁴Department of Chemistry, Hong Kong University of Science & Technology, Hong Kong, China

⁵Beijing Innovation Center for Engineering Sciences and Advanced Technology, Peking University, Beijing 100871, China

⁶Shanghai Academy of Environmental Sciences, Shanghai 200233, China

Correspondence to: Min Hu (minhu@pku.edu.cn); Jian Zhen Yu (jian.yu@ust.hk)

Abstract. Nitro-aromatic compounds (NACs), as important contributors to the light absorption by brown carbon, have been widely observed in various ambient atmospheres; however, their formation in urban atmosphere was little studied. In this work, we report an intensive field study of NACs in summer 2016 at an urban Beijing site, characterized by both high-NO_x and anthropogenic VOCs dominated conditions. We investigated the factors that influence NAC formation (e.g., NO₂, VOC precursors, RH and photolysis) through quantification of 8 NACs, along with major components in fine particulate matter, selected volatile organic compounds and gases. The average total concentration of the quantified NACs was 6.63 ng/m³, higher than those reported in other summertime studies (0.14– 6.44 ng/m³). 4-Nitrophenol (4NP, 32.4%) and 4-nitrocatechol (4NC, 28.5%) were the top two most abundant NACs, followed by methyl-nitrocatechol (MNC), methyl-nitrophenol (MNP) and dimethyl-nitrophenol (DMNP). The oxidation of toluene and benzene in the presence of NO_x was found to be a more dominant source of NACs than primary biomass burning emissions. The NO₂ concentration level was found to be an important factor influencing the secondary formation of NACs. A transition from low- to high-NO_x regimes coincided with a shift from organic- to inorganic-dominated oxidation products. The transition thresholds were NO₂~20 ppb for daytime and NO₂~25 ppb for nighttime conditions. Under low-NO_x conditions, NACs increased with NO₂, while the NO₃⁻ concentrations and (NO₃⁻)/NACs ratios were lower, implying organic-dominated products. Under high-NO_x conditions, NAC concentrations did not further increase with NO₂, while the NO₃⁻ concentrations and (NO₃⁻)/NACs ratios showed increasing trends, signaling a shift from organic- to inorganic-dominated products. Nighttime enhancements were observed for 3M4NC and 4M5NC while daytime enhancements were noted for 4NP, 2M4NP and DMNP, indicating different formation pathways for these two groups of NACs. Our analysis suggested that the aqueous-phase oxidation was likely the major formation pathway of 4M5NC and 3M5NC while photo-oxidation of toluene and benzene in the presence of NO₂ could be more important for

the formation of nitrophenol and its derivatives. Using the (3M4NC+ 4M5NC)/4NP ratios as an indicator of the relative contribution of aqueous-phase and gas-phase oxidation pathways to NAC formation, we observed that the relative contribution of aqueous-phase pathways increased at elevated ambient RH and remained constant at RH> 30%. We also found that the concentrations of VOC precursors (e.g., toluene and benzene) and aerosol surface area acted as important factors in promoting NAC formation, and photolysis as an important loss pathway for nitrophenols.

1 Introduction

Organic nitrogen, including nitro-aromatic compounds (NACs), N-heterocyclic compounds, amines and other organic nitrate compounds containing ($-\text{NO}_2$) or ($-\text{NO}_3$) functional groups, represent an important fraction of ambient organic aerosols (Laskin et al., 2009; Wang et al., 2017b; Chow et al., 2016; Ge et al., 2011; Ng et al., 2017). Among organic nitrogen, NACs, with the $-\text{NO}_2$ and $-\text{OH}$ functional groups attached to an aromatic ring, have gained much attention due to their light absorbing property and impacts on human health (Mohr et al., 2013; Lin et al., 2017). NACs, including nitrophenols (NPs), nitrocatechols (NCs) and their derivatives, are important contributors to the light absorption by brown carbon (BrC) (Mohr et al., 2013; Teich et al., 2017; Zhang et al., 2013; Xie et al., 2017), contributing 50-80% of the total visible light absorption by BrC emitted from biomass burning (Lin et al., 2017). Moreover, NACs also lead to mutagenesis and genotoxicity, thus posing a threat to human health (Purohit and Basu, 2000; Huang et al., 1995).

NACs have been widely observed in various ambient atmospheres, including urban, suburban, rural, as well as background environments, with the quantified concentrations varying from 0.1 ng/m^3 in rural background areas to 147.4 ng/m^3 in urban atmospheres (Iinuma et al., 2010; Teich et al., 2017; Zhang et al., 2010; Mohr et al., 2013; Chow et al., 2016; Wang et al., 2018b). Combustion processes, especially biomass burning, were the most important primary sources of NACs (Harrison et al., 2005; Wang et al., 2018b). The emission factors of NACs from biomass burning were estimated 0.8-11.1 mg/kg (Wang et al., 2017a; Hoffmann et al., 2007). Field observation studies indicated NACs are usually associated with fresh or aged biomass burning aerosols, which contributed 10- 21% of the total NACs in ambient aerosols (Chow et al., 2016; Kitanovski et al., 2012; Mohr et al., 2013; Iinuma et al., 2010; Wang et al., 2018b). Apart from primary emissions from biomass burning, NACs could also be formed via the oxidation of volatile organic compounds (VOCs) containing a benzene ring (e.g., cresol, catechol, methylcatechol) released by biomass burning in smoke plumes (Iinuma et al., 2010; Claeys et al., 2012). Methyl-nitrocatechols (MNCs) could originate from NO_x oxidation of methylated cresol or methylcatechols, which are released during biomass burning as thermal degradation products of lignin (Iinuma et al., 2010; Finewax et al., 2018; Olariu et al., 2002). 4-Nitrocatechol could be formed via the OH-initiated oxidation of guaiacol, an abundant methoxyphenol emitted from biomass burning, in the presence of NO_2 (Lauraguais et al., 2014). However, under high- NO_x conditions, this pathway seems to be of minor importance to nitrocatechol formation; instead, nitroguaiacols were formed as the major

65 products (Lauraguais et al., 2014).

66 In urban atmosphere, aromatic VOCs such as benzene, toluene, and xylenes are expected to be important precursors to
67 NAC formation (Harrison et al., 2005). The main reactions leading to the secondary formation of NPs, NCs,
68 methyl-nitrophenols (MNPs) and MNCs are shown in Figure 1 (Jenkin et al., 2003; Vione et al., 2001; Vione et al., 2004;
69 Vidovic et al., 2018). Nitrophenols and their derivatives (e.g., MNPs) could originate through gas-phase oxidation of phenol,
70 benzene and toluene by OH or NO₃ radicals in the presence of NO₂ (Harrison et al., 2005; Yuan et al., 2016; Sato et al., 2007;
71 Ji et al., 2017; Olariu et al., 2002). Nitrocatechols dominated the composition of NACs formed in benzene/NO_x system (Xie
72 et al., 2017). The NC formation could be initiated by OH or NO₃ radicals to form β -hydroxyphenoxy/*o*-semiquinone radicals,
73 which then react with NO₂ to form the final products (Finewax et al., 2018). Compared with the gas-phase formation of
74 NACs, the formation pathway via aqueous-phase aromatic nitration is less well understood (Krofllic et al., 2018).
75 Nitrophenols could be formed through the hydroxylation and nitration of benzene in the presence of nitrite/nitrous acid or
76 photo-nitration of phenol upon UV irradiation of nitrite in aqueous solutions (Vione et al., 2004; Vione et al., 2001). It has
77 been suggested that nighttime aqueous-phase oxidation is an important formation pathway for methyl-nitrocatechols,
78 especially in polluted high-NO_x environments and in presence of acidic particles (pH around 3) (Vidovic et al., 2018). The
79 proposed aqueous-phase formation processes of MNCs include electrophilic substitution route and consecutive oxidation and
80 conjugated addition route (Frka et al., 2016; Vidovic et al., 2018). The loss pathways for NACs are proposed to include
81 photolysis and reactions with OH, NO₃ radicals or chlorine atoms (Atkinson et al., 1992; Bejan et al., 2007; Bejan et al.,
82 2015; Chen et al., 2011; Yuan et al., 2016; Hems and Abbatt, 2018).

83 However, few observational field studies have been conducted to investigate the formation of NACs in urban
84 atmospheres. In this work, we report results from an intensive field campaign conducted in summertime Beijing, aiming to
85 gain understanding of ambient concentration variation characteristics of NACs, relative importance of various proposed
86 formation pathways and major influence factors in high NO_x and anthropogenic VOCs dominated urban atmospheres. A
87 group of 8 NACs (NPs, MNPs, dimethyl-nitrophenols, DMNPs, NCs and MNCs) in 19 day samples and 19 night samples
88 were quantified using high performance liquid chromatography- mass spectrometry (HPLC-MS). Additional data of
89 inorganic aerosol constituents, VOC precursors, inorganic gases and meteorological parameters were also obtained and
90 analyzed to aid the investigation of the secondary formation pathways of NACs and controlling factors. This work provides
91 insights into the secondary formation of NACs in high NO_x and anthropogenic VOCs dominated urban environments.

2 Methods

2.1 Sample collection

As part of the bilateral Sweden-China framework research program on ‘Photochemical smog in China’, an intensive field campaign was conducted in Beijing, aiming to improve the understanding on secondary chemistry during photochemical smog events in China (Hallquist et al., 2016). The campaign was conducted at Changping (40.14° N, 116.11° E), a regional site northeast of Beijing urban area, from May 15 to June 5, 2016. During this period, the site was influenced by anthropogenic pollutants from Beijing urban areas and under high-NO_x conditions, as suggested by field measurement evidence reported in previous publications related to this campaign (Tang et al., 2018; Wang et al., 2018a). During May 17-June 5, the daily average concentrations of benzene, toluene and NO_x were 66-922 ppt, 47-1344 ppt and 4.0-32.3 ppb, respectively.

Day and night ambient PM_{2.5} (particles with aerodynamic diameter less than 2.5 μm) samples were collected on prebaked quartz fiber filters (Whatman Inc.) and Teflon filters (Whatman Inc.) using a high-volume sampler (TH-1000C, Tianhong, China) and a 4-channel sampler (TH-16A, Tianhong, China). The sampling flow rates were 1.05 m³/min and 16.7 L/min, respectively. The daytime samples were collected from 8:30 to 17:30 LT (UTC+8) and the nighttime ones from 18:00 to 8:00 LT (UTC+8) the next morning. Field blank samples were collected by placing filters in the samplers with the pump off for 30 min.

2.2 Quantification of NACs

An aliquot of 25 cm² was removed from each quartz fiber filter sample and extracted in ultrasonic bath three times using 3, 2 and 1 mL methanol containing 30 μL saturated EDTA solution in methanol-acetic acid consecutively, each time for 30 min. The extracts were then filtered through a 0.25 μm polytetrafluoroethylene (PTFE) syringe filter (Pall Life Sciences), combined, and evaporated to dryness under a gentle stream of high-purity nitrogen. The dried samples were re-dissolved in 50 μL methanol/water (1:1) containing 100 ppb 4-nitrophenol-2,3,5,6-*d*₄ as internal standard. The solution was centrifuged and the supernatant was used for analysis, using Agilent 1260 LC system (Palo Alto, CA) coupled to QTRAP 4500 (AB Sciex, Toronto, Ontario, Canada) mass spectrometer. The LC-MS system was equipped with an electrospray ionization (ESI) source operated in negative mode. More details of the extraction and optimized MS parameters have been described in our previous study (Chow et al., 2016).

Chromatographic separation was performed on an Acquity UPLC HSS T3 column (2.1 mm×100 mm, 1.8 μm particle size; Waters, USA) with a guard column (HSS T3, 1.8 μm). The column temperature was kept at 45 °C and the injection volume was 5.0 μL. The mobile eluents were (A) water containing 0.1% acetic acid (v/v) and (B) methanol (v/v) containing 0.1% acetic acid at a flow rate of 0.19 mL/min. The gradient elution was set as follows: started with 1% B for 2.7 min; increased to 54% B within 12.5 min and held for 1.0 min; then increased to 90% B within 7.5 min and held for 0.2 min; and

123 finally decreased to 1% B within 1.8 min and held for 17.3 min until the column was equilibrated. Chromatograms of NAC
124 standards and an ambient sample are shown in Figure S1.

125 The quantified NAC species are listed in Table 1. The NACs were identified and quantified using the $[M-H]^+$ ions in the
126 extracted ion chromatogram (EIC), using authentic standards or surrogates with the same molecular formula (Table 1). The
127 standards included: 4-nitrocatechol (4NC), 4-nitrophenol (4NP), 2-methyl-4-nitrophenol (2M4NP), 3-methyl-4-nitrophenol
128 (3M4NP) and 2,6-dimethyl-4-nitrophenol (2,6DM4NP) from Sigma–Aldrich (St. Louis, MO, USA);
129 4-methyl-5-nitrocatechol (4M5NC) from Santa Cruz Biotech (Dallas, TX, USA). The recoveries of the target NACs were
130 91-106%. 4M5NC was employed as a surrogate standard to quantify 3M5NC and 3M6NC. However, a recent study
131 suggested that no 3M6NC could be detected in ambient aerosols and the MNC isomer could be an incorrect assignment of
132 3M4NC as 3M6NC (Frka et al., 2016). We cannot exclude the possibility of MNC isomer as 3M4NC due to a lack of
133 authentic standards. Employing 4M5NC as a surrogate standard, the concentrations of 3M6NC could be obviously
134 underestimated due to its poor ionization under ESI condition compared with that of 4M5NC (Frka et al., 2016). The
135 concentration of dimethyl-nitrophenol (DMNP) was the sum of three isomers. 2,6DM4NP was identified based on its
136 retention time matching that of the authentic standard (Figure S1), while we cannot exclude the possibility of the other two
137 DMNP isomers as ethylnitrophenols or methoxylated isomers.

138 2.3 Other online and offline measurements

139 Other online and offline instruments were also employed to obtain related database, which has been introduced in
140 details in our previous paper (Wang et al., 2018c). In brief, a high resolution time-of-flight aerosol mass spectrometer (AMS)
141 was used to measure the chemical composition of PM_{10} (Zheng et al., 2017). The aerosol surface area was calculated based on
142 the measurements of particle number and size distribution by a scanning mobility particle sizer (SMPS, TSI 3936) and an
143 aerosol particle sizer (APS, TSI 3321) (Yue et al., 2009; Wang et al., 2018a). VOCs were measured by a
144 proton-transfer-reaction mass spectrometer (PTR-MS). Gaseous NH_3 was measured using a NH_3 analyzer (G2103, Picarro,
145 California, USA) (Huo et al., 2015). Meteorological parameters, including relative humidity (RH), temperature, wind
146 direction and wind speed (WS) were continuously monitored by a weather station (Met one Instrument Inc.) during the
147 whole campaign.

148 Organic carbon (OC) and element carbon (EC) were measured on quartz fiber filter samples using thermal/optical
149 carbon analyzer (Sunset Laboratory). The organic matter (OM) concentration was calculated by multiplying OC by 1.6
150 (Turpin and Lim, 2001). Teflon filter samples were used to quantify the water soluble inorganic ions by an ion
151 chromatograph (IC, DIONEX, ICS2500/ICS2000) following procedures described in Guo et al. (2010). Aerosol acidity and
152 liquid water content (ALWC) was then calculated using the ISORROPIA-II thermodynamic model. ISORROPIA-II was
153 operated in forward mode, assuming the particles are “metastable” (Hennigan et al., 2015; Weber et al., 2016; Guo et al.,

2015). The input parameters included: ambient RH, temperature, particle phase inorganic species (SO_4^{2-} , NO_3^- , Cl^- , NH_4^+ , K^+ , Na^+ , Ca^{2+} , Mg^{2+}), and gaseous NH_3 . More details and validation of the thermodynamic calculations have been described in our previous paper (Wang et al., 2018c).

2.4 Estimation of the gas-phase NACs

The concentrations of gas-phase NACs were not measured in this study. They were calculated based on the measured particle-phase NAC concentrations and equilibrium absorption [partitioning](#) theory (Pankow, 1994a, b; Pankow et al., 2001) (Eqs. 1, 2):

$$F_p = \left(1 + \frac{C^*}{C_{OA}}\right)^{-1} = \frac{c_p}{c_g + c_p} \quad (\text{Eq. 1})$$

where F_p is the fraction of NACs in the particle-phase. C_{OA} is the [concentration of organic aerosols \(OA\)](#), calculated as OC [multiplied by](#) 1.6. c_g and c_p are the concentrations of NACs in gas phase and particle phase, respectively. C^* is the effective saturation mass concentration ($\mu\text{g}/\text{m}^3$), and is calculated using Eq. 2:

$$C^* = \frac{M10^6\zeta P_v}{760RT} \quad (\text{Eq. 2})$$

where M is the molecular weight of NACs (g/mol). ζ is the activity coefficient of the species (assumed =1). R is the gas constant ($8.314 \text{ J}/(\text{mol K})$), T is the temperature (K), and P_v (Pa) is the [saturation pressure](#). P_v at the average temperature during the campaign (296 K) is calculated using the multiphase system online property prediction tool developed by University of Manchester (UManSysProp, <http://umansysprop.seaes.manchester.ac.uk>). The vapor pressures were estimated using Nannoolal approach ([Nannoolal et al., 2008](#)), and the boiling points were estimated using the Joback and Reid approach ([Joback and Reid, 1987](#)).

The estimated P_v , F_p and gas-phase concentrations of NACs are listed in Table S1. 4NP and methyl-nitrophenols (2M4NP and 3M4NP) were predicted to be mainly in the gas phase ($F_p < 10\%$) while DMNP, 4NC and MNC (3M6NC, 3M5NC and 4M5NC) were mainly in the particle phase ($F_p > 60\%$). The gas-phase DMNP and MNC ($F_p > 95\%$) [will not](#) be further discussed in this study. While the equilibrium model gives reasonable estimation of F_p and gas-phase concentrations for nitrocatechols, it overestimates the vapor pressure of NPs by several orders of magnitude (Bannan et al., 2017). The estimated F_p (0.83%) was obviously lower than the measured values for 4NP. For example, Cecinato et al. (2005) measured F_p of 4NP and 3M4NP to be 82% and 78%, respectively in downtown Rome; Le Breton et al. (2018) reported F_p of nitrophenol at ~17% using Chemical-Ionization Mass Spectrometer (CIMS) coupled with the Filter Inlet for Gases and AEROSols (FIGAERO) during this campaign. We note that CIMS could not distinguish the isomers ([e.g.](#), 2NP) of 4NP, however, the measured F_p values showed us the range of particulate fraction of 4NP during the campaign. The equilibrium absorption [partitioning](#) model could underestimate the F_p of 4NP by ~20 times. Thus, the gas-phase 4NP concentration was roughly calculated using the measured F_p (17%) by FIGAERO-CIMS ([Le Breton et al., 2018](#)).

Gas-phase NACs could also dissolve into the aqueous-phase particles. The concentrations dissolved into the aqueous phase (C_{aq}) were estimated by Henry's law (Sander, 2015). Henry constants were obtained from Sander et al. (2015) and ALWC was estimated using ISORROPIA-II (see section 2.4). The estimated C_{aq} of 4NP and 3M4NP were $4.4E-4$ and $2.4E-5$ ng/m^3 , contributing $<0.02\%$ to their concentrations in particle phase. The contribution of dissolution into aqueous-phase particles for NC and MNC is expected to be lower, due to the much lower gas-phase concentrations than that of 4NP. For this reason, we will not further consider the dissolution of NACs into particle aqueous phase.

3 Results and Discussion

3.1 Concentration and composition of NACs

The average concentration of quantified NACs was 6.63 ng/m^3 , ranging from 1.27 to 17.70 ng/m^3 in summer in Beijing. Figure 2 compares the total NAC concentrations across this and prior studies, and the individual NAC concentrations are compared in Figure S2 and Table S2. The total NAC concentration in this work was higher than those measured in other studies conducted in summer in mountain, rural or urban environments (Teich et al., 2017; Kitanovski et al., 2012; Kahnt et al., 2013; Zhang et al., 2013; Chow et al., 2016; Wang et al., 2018b), and comparable to those reported in the studies in summertime Wangdu, China (Teich et al., 2017; Wang et al., 2018b) (Figure 2). Most NAC species (NC, MNP and MNC), except for DMNP and NP, also showed elevated concentrations in Changping, compared with those reported in other summertime studies (Figure S2). Influenced by the outflow from urban Beijing air masses, the site was under typical high- NO_x conditions (Wang et al., 2018a), implying abundant potential secondary formation of NACs during the observation period. A recent study suggested that nocturnal biogenic VOCs (BVOCs) oxidation would transfer from low- to high- NO_x regimes and nearly all the BVOCs would be oxidized by NO_3 radicals, at a $NO_x/BVOCs$ ratio higher than 1.4 (Edwards et al., 2017). If we approximate the BVOC concentrations to be the sum of isoprene, MVK+MACR (methyl vinyl ketone and methacrolein), and monoterpenes, the $NO_x/BVOC$ ratios were higher than 8 (nighttime ratios higher than 20) (Figure S3). If we further consider the major anthropogenic VOCs (toluene, benzene), $NO_x/VOCs$ ratios were higher than 5 (nighttime ratios higher than 10) (Figure S3). The high- NO_x conditions during the campaign were expected to facilitate the oxidation of aromatic hydrocarbons and the subsequent secondary formation of NACs. Other emissions from biomass burning and coal combustion were also observed to be contributors of organic aerosols during the campaign (Tang et al., 2018), and they could also be the precursor sources of NACs. Biomass burning episodes occurred during Wangdu campaign, indicating NAC emissions from biomass burning (Teich et al., 2017; Tham et al., 2016), which explain the high NAC levels in summer in Wangdu. The NAC concentrations during summer (including this study) are generally lower than those during spring, autumn or winter, which could be due to stronger contributions from combustion sources (e.g., biomass burning and coal combustion) during spring, autumn or winter than those during summer (Chow et al., 2016; Wang et al., 2018b; Kitanovski

et al., 2012; Kahnt et al., 2013).

The NAC compositions are shown in the inserted pie chart in Figure S2. 4-Nitrophenol and 4-nitrocatechol were the most abundant ones among all the quantified NAC species, accounting for 32.4 % and 28.5 % of the total quantified NACs, followed by methyl-nitrocatechols (4M5NC, 3M5NC and 3M6NC, 16.2%), methyl-nitrophenol (2M4NP and 3M4NP, 15.6%) and dimethyl-nitrophenol (8.3%) (Table 1). The contribution of NP and NC could be larger when considering both gas- and particle-phases. The average concentration of 4NC in both gas- and particle-phases was estimated 2.2 ng/m³ using equilibrium absorption [partitioning](#) model. The total concentration of 4NP (13 ng/m³) in both gas- and particle-phases was approximated using the measured F_p (17%) by FIGAERO-CIMS ([Le Breton et al., 2018](#)). Nitrophenols and nitrocatechols were generally reported among the most abundant NAC species in previous studies (Table S2 and the references therein). Nitrophenols could be formed via the oxidation of anthropogenic VOCs ([e.g.](#), benzene) in the presence of NO₂ and nitrocatechols were found to dominate the composition of NAC products formed in benzene/NO_x system in laboratory studies (Xie et al., 2017; Harrison et al., 2005; Yuan et al., 2016; Sato et al., 2007; Ji et al., 2017; Olariu et al., 2002). Thus, it is not a surprise to observe the high concentrations of nitrophenol and nitrocatechol in the typical high-NO_x and anthropogenic VOCs dominated environments in summer in Beijing.

The contribution of NP among the total NACs at Changping was higher than that in summer in Hong Kong, while that of MNC was lower (Table S2 and the inserted pie charts in Figure S2). This NAC composition difference between Changping and Hong Kong may be a result of different formation pathways for NPs and MNC and different environmental conditions [at the two sites](#). The gas-phase oxidation of aromatic hydrocarbons ([e.g.](#), phenol, benzene) in the presence of NO₂ is a major source of NPs (Harrison et al., 2005; Yuan et al., 2016; Sato et al., 2007; Ji et al., 2017; Olariu et al., 2002), while aqueous-phase oxidation represents the important formation pathway for atmospheric MNC (Frka et al., 2016; Vidovic et al., 2018). The ambient RH in Hong Kong (>70%) was significantly higher than that in summer in Beijing (5-81%, 37% on average), thus the relative contribution of aqueous-phase pathways could be more dominant in Hong Kong, promoting the aqueous-phase formation of MNC. The influence of ambient RH on NAC formation will be further discussed in Section 3.4. In comparison, more abundant gas-phase formation of nitrophenol was expected in summer in Beijing, under higher anthropogenic VOCs, high NO_x and low RH conditions. In addition, the lower temperature in summer in Changping was more favorable for the partitioning of nitrophenols from gas phase into particle phase.

3.2 Temporal variations and sources of NACs

Temporal variations of the total quantified NAC concentrations are shown in Figure 3, along with particulate organics, nitrate, potassium ion, toluene, benzene, acetonitrile, wind speed and RH. During the field campaign, four pollution episodes (episodes I, II, III, IV), marked by grey shading in Figure 3, were identified through observation of elevated organic aerosols. Elevated NAC concentrations were observed during pollution episodes, coinciding with the increasing of toluene, benzene,

acetonitrile and potassium. The correlations between NACs and other chemical components are shown in Table S3. The potassium ion was employed to indicate particulate emissions from biomass burning. As the biomass burning-derived immediate VOC precursors to NACs were not detected in this study, acetonitrile was used to track the variations of VOCs released by biomass burning. It was noticed that NACs showed stronger correlations with toluene ($r=0.70^{**}$), benzene ($r=0.64^{**}$) or acetonitrile ($r=0.61^{**}$) than that with potassium ($r=0.49^{**}$). The “**” following the numerical value denotes significant correlation at the 0.01 level. This appeared to suggest that the NO_x oxidation of anthropogenic VOCs and precursor VOCs from biomass burning was a more important source of NACs than primary biomass burning emission in summer in Beijing. A lower correlation between particulate NACs and EC (Table S3, $r=0.39^{**}$) was also in agreement with the suggestion of the less importance of primary emissions to NACs during the campaign. We note that only particulate NAC concentrations were used to do the correlation analysis. Two atmospheric processes, namely photolysis and gas-to-particle partitioning, could influence the abundance of particle-phase NACs, especially for NP and MNPs, since majority of them was expected to be in the gas phase (Table S1). As such, correlations of particle-phase NP and MNPs with other species may less reliably reflect the underlying associations with the correlation species. As for the relative importance of anthropogenic VOCs and biomass burning-derived VOCs, we do not have direct field measurement data for the differentiation. However, previous studies suggested that the sources of anthropogenic VOCs in summer in Beijing were dominated by vehicle emissions (>50%), with minor contributions from solvent evaporation and biomass burning (Wang et al., 2014; Liu et al., 2008). Modelling studies incorporating emission inventories of the relevant VOC precursors could address this issue and are suggested in future investigation of NAC sources. We note that biomass burning could often be of an anthropogenic origin. Within this work, the term “anthropogenic VOCs” does not include VOCs from human-caused biomass burning activities.

To further investigate the formation of NACs, we examined the time series and day-night variations of individual NAC species (Figures 4, S4 and S5). Daytime enhancements of 4NP, 2M4NP and DMNP, nighttime enhancements of 3M4NC and 4M5NC were observed, and other NAC species did not show discernible day-night variations (Figures 4, S4 and S5), indicating different formation pathways among NAC species. Good inter-species correlations were observed among nitrophenol and its derivatives (2M4NP, 3M4NP, DMNP, $r=0.56-0.88$), as well as among nitrocatechol and its derivatives (3M6NC, 3M5NC, 4M5NC, $r=0.49-0.84$). This signaled that the formation and loss pathways as well as the influence factors were likely similar within NP and NC groups. In comparison, the correlations of NACs across the two groups, i.e., between nitrophenol derivatives (MNP, DMNP) and nitrocatechol derivatives (MNC, $r=0.05-0.45$), were lower (Table S3), suggesting different formation pathways and influence factors. NC and its derivatives showed stronger correlations with toluene, benzene, acetonitrile and K^+ , compared with NP and its derivatives (Table S3). This was more likely associated with the fact that particle-phase NPs only account for a minor part of the atmospheric NP abundance due to the high vapor pressure of NPs (Table S1). The abundance of particulate NP could largely depend on gas-to-particle partitioning, which is strongly affected by temperature, as well as their gas-phase loss pathways (e.g., photolysis) (Bejan et al., 2007; Yuan et al., 2016;

277 Sangwan and Zhu, 2018). NC and MNC were mainly present in the particle phase (Table S1). The oxidation degradation
278 rates and photolysis of NC and MNC were therefore much lower. A recent laboratory study found that OH uptake by MNC
279 particles was suppressed by a factor of 4 at RH 15-30% in comparison with dry condition, as a result of competitive
280 co-adsorption of water molecules that occupied reactive sites (Slade and Knopf, 2014). During the campaign, the ambient
281 RH was 37%. Such an RH condition rendered that the OH uptake by particles was suppressed and therefore heterogeneous
282 oxidation of MNC was **likely not important**.

283 Nighttime enhancements of 4M5NC and 3M5NC were observed during the whole observation period (Figure 4). A
284 strong correlation between 4M5NC and 3M5NC and their similar temporal variations likely indicated shared similarity in
285 their formation pathways. Previous studies suggested that aqueous-phase oxidation (including photooxidation and nighttime
286 oxidation) is an important formation pathway for atmospheric MNC, especially in polluted high-NO_x environments and
287 relatively acidic particles (pH around 3) (Vidovic et al., 2018; Frka et al., 2016). 4M5NC and 3M5NC showed relatively
288 stronger correlations with RH compared with other NAC species (Table S3), implying the importance of water in their
289 formation processes and the aqueous-phase pathway. During the campaign, the acidic particles (a pH in the range of 2.0-3.7)
290 and the high-NO_x conditions (Wang et al., 2018c; Wang et al., 2018a) provided suitable environments for the aqueous-phase
291 oxidation formation of MNC. The nighttime enhancements of 4M5NC and 3M5NC were more obvious during episode I than
292 **during episodes II-IV** (nighttime/daytime concentrations at 1.9-3.1 vs. 0.9-1.5) (Figure 4), which suggested that nighttime
293 aqueous-phase formation pathways played more important roles during the first episode. The daytime correlations between
294 4M5NC or 3M5NC and RH or NO₂ were stronger than **the nighttime ones** (Table S4). The aqueous-phase NO_x oxidation
295 could be more dependent on ambient RH and NO₂ levels during the daytime, due to the lower RH and NO₂ concentrations
296 than those at night (Figures 3, S3). MNCs also showed good correlations with acetonitrile and potassium, as MNCs could
297 also be formed via the oxidation of biomass burning-derived VOC precursors (**e.g.**, cresol) (Iinuma et al., 2010; Finewax et
298 al., 2018; Olariu et al., 2002). 3M6NC (or 3M4NC isomer) showed different temporal variations from 4M5NC or 3M5NC
299 (Figures 4, S4) and their correlations were lower than that between 4M5NC and 3M5NC (Tables S3, S4), possibly
300 suggesting different formation pathway for 3M6NC (or 3M4NC isomer) from those of 4M5NC or 3M5NC. **Quantum**
301 calculations have predicted the formation of 3M5NC via aqueous-phase electrophilic substitution and nitration by NO₂⁺,
302 while the formation of 3M6NC was negligible due to higher activation barriers for nitration of 3-methylcatechol to form
303 3M6NC (Frka et al., 2016). A dominant presence of 3M5NC in ambient aerosols was also expected **according to theoretical**
304 **predictions** (Frka et al., 2016). The 3M5NC concentration was higher than that of 3M6NC in summer in Beijing, consistent
305 with the suggestion from computation study by Frka **et al.** (2016).

306 Different from the nighttime enhancements of 4M5NC and 3M5NC, 4NP, 2M4NP and DMNP showed daytime
307 enhancements during the whole campaign (Figures 4, S5). Previously, Yuan **et al.** (2016) also suggested the daytime
308 gas-phase oxidation of aromatics could represent the major source of NPs, while the contribution from nighttime reaction of

phenol with NO_3 radicals was relatively lower (Yuan et al., 2016). The daytime enhancements of NP and its derivatives (2M4NP, DMNP) were more prominent during episodes II-IV than episode I (daytime/nighttime concentrations at 3.1-4.5 vs. 1.8-2.0) (Figure 4), which indicated that gas-phase photochemical oxidation play a more important role during the later period of the campaign. We did not find good correlation between 4NP and NO_2 when considering the whole campaign period (Table S3), while good correlations were observed when treating the daytime and nighttime conditions separately (Table S4). The strong correlations between 4NP and benzene, toluene or NO_2 during daytime and nighttime indicated its formation via oxidation of benzene and toluene in the presence of NO_2 (Table S4). The formation mechanisms of nitrophenol were different during daytime (OH-initiated photooxidation of aromatics in the presence of NO_2) and nighttime (NO_3 -initiated oxidation of aromatics) (Harrison et al., 2005; Yuan et al., 2016; Sato et al., 2007; Ji et al., 2017; Olariu et al., 2002), thus the role and influence of NO_2 on NAC formation were different. For DMNP, 2M4NP and 3M4NP, they also showed good correlations with benzene, toluene and NO_2 during daytime, but the correlations were absent at night. Instead, their correlations with RH were higher at night, implying the possible formation via aqueous-phase pathways.

3.3 The NO_2 control of NACs formation

The analysis in section 3.2 suggests that NO_x oxidation of anthropogenic VOC precursors represented the dominant sources of NACs in summer in Beijing. To further investigate the impacts of NO_2 on NAC secondary formation, we plot the concentrations of NACs, nitrate (NO_3^-) and the NO_3^-/NAC ratios as a function of NO_2 levels (Figure 5). The variation of (NO_3^-)/NACs ratios was employed to illustrate the relative abundance of inorganic nitrate and oxidized organic nitrogen. The variations during daytime and nighttime were separately considered due to the different atmospheric conditions and oxidation mechanisms.

Generally, higher concentrations of NACs and nitrate were observed with elevated NO_2 concentration levels, in a nonlinear fashion (Figure 5). During the daytime, NACs increased with NO_2 , and NO_3^- concentrations and (NO_3^-)/NACs ratios were lower at low- NO_x conditions ($\text{NO}_2 < 20$ ppb). As NO_2 increased to higher than 20 ppb, NAC concentrations did not increase with NO_2 anymore, signaling the transition from NO_x -sensitive to NO_x -saturated regimes for NAC secondary formation. At the same time, the NO_3^- concentrations and (NO_3^-)/NACs ratios showed increasing trends compared with those under low- NO_x conditions ($\text{NO}_2 < 20$ ppb) (Figure 5a, b, c). It was likely that the daytime NO_2 was in excess for the oxidation of ambient VOCs and the NAC formation at $\text{NO}_2 > 20$ ppb. Then the excess NO_2 would be oxidized to form inorganic nitrate, producing a shift of products from organic- to inorganic-dominated conditions. Similarly, during nighttime a transition was observed at $\text{NO}_2 \sim 25$ ppb in which oxidation products were shifted from organic- to inorganic-dominance (Figure 5d, e, f). At $\text{NO}_2 > 25$ ppb, the nighttime NAC formation became independent of NO_2 concentrations and inorganic nitrate dominated the NO_x oxidation products. The simplified mechanisms and schematic diagram of the competing formation of inorganic nitrates and NACs are shown in Figure S6. The nighttime NO_2 transition value (~ 25 ppb) was higher than the daytime one

(~20 ppb). The higher concentrations of anthropogenic VOC precursors (Figure S3) and different oxidation mechanisms (Figure 1) were the potential reasons for elevated NO₂ transition value at night.

The compositional variation of inorganic nitrate and NACs described in this work serves as an example in illustrating that the transition from low- to high-NO_x regimes and the corresponding oxidation products shifting from organic- to inorganic-dominated conditions exist in polluted urban atmospheres that are characterized by high NO_x and anthropogenic VOCs. However, the mechanisms as well as transition thresholds were less understood compared with the well-known BVOCs/NO_x atmospheres. More comprehensive investigation in urban atmospheres is needed to develop more quantitative understanding of the NO_x regime transition. As only a limited number of VOC species were measured in this study, the NO_x regime transition value was expressed by NO₂ concentrations rather than NO₂/VOC or NO_x/VOC ratios. We also note that the NO_x regime transition values in other atmospheres could be quite different. The NO_x regime transition values deserve further investigation through comprehensive lab simulation and field observations to seek a more robust parameter that can be applied to various atmospheric environments.

The analysis in the previous section indicates that the formation pathways of different NAC species vary from each other; thus the role and influence of NO₂ on their formation are different. The NAC compositions under similar NO₂ concentration levels were averaged, with a bin size of 10 ppb NO₂. The variation of NAC compositions as a function of NO₂ levels is shown in Figure 6 to investigate the influence of NO₂ on NAC compositions. The contributions of NCs (standard deviation < 12% within each NO₂ bin) increased and those of NPs (standard deviation < 12% within each NO₂ bin) decreased at elevated NO₂ concentrations. The NAC composition remained relatively constant at NO₂ > 20 ppb, which was approximately the transition value from low- to high-NO_x regimes. The role of elevated NO₂ in promoting formation of NCs was more obvious than that for NPs. The oxidation of aromatics (e.g., benzene, toluene and VOCs emitted from biomass burning) in the presence of NO₂ represents the major formation pathway of NCs. The formation of NCs would increase with increasing of ambient NO₂. As particle-phase NP and MNP were strongly dependent on the gas-to-particle partitioning and gas-phase loss (e.g., photolysis), their increasing trends as a function of NO₂ were not as obvious as those of NC and MNC.

3.4 Other influence factors on NACs formation

Nitration of aromatic hydrocarbons (e.g., benzene and toluene) represents the major source of NACs in summer in Beijing. NACs generally increased with the increasing of anthropogenic toluene and benzene (Figure 7). During daytime, when toluene was higher than 0.6 ppb and benzene higher than 0.4 ppb, the NACs concentrations did not increase further with VOC concentrations (Figure 7a, b). It was likely that toluene or benzene was in excess and the NAC formation became independent of these precursors. Similarly, the nighttime formation of NACs would become insensitive to these precursors when toluene was higher than 1 ppb and benzene higher than 0.6 ppb (Figure 7c, d). The transition value of toluene or benzene was higher at night than during the daytime. This could be due to the significantly higher NO₂ levels (significant at

371 $p=0.01$ level) (Figure S3), with higher capacity to oxidize VOC precursors, and different oxidation mechanisms at night.

372 Though the total NACs didn't show good correlations with ambient RH, good correlations between 3M4NC, 4M5NC
373 and RH were observed (Table S3, Figure 8). Nitrophenols and methyl-nitrophenols, dominated by gas-phase formation
374 pathways, were less affected by ambient RH. Aqueous-phase oxidation represented the major formation pathway of 3M4NC
375 and 4M5NC during the campaign, based on the analysis in section 3.2 and previous studies (Vidovic et al., 2018; Frka et al.,
376 2016). Elevated ambient RH would favor the water uptake of aerosols and decrease the aerosol viscosity, which favors the
377 uptake of organic precursors or other gas molecules into the particles, mass diffusion of reactants, and chemical reactions
378 within the particles (Vaden et al., 2011; Booth et al., 2014; Renbaum-Wolff et al., 2013; Shrestha et al., 2015; Zhang et al.,
379 2015), and thereby enhance the formation of 3M4NC and 4M5NC in aqueous phase.

380 The $(3M4NC + 4M5NC)/4NP$ mass concentration ratios were employed to indicate the relative contribution of
381 aqueous-phase and gas-phase pathways to NAC formation. The variations of $(3M4NC + 4M5NC)/4NP$ ratios as a function of
382 ambient RH during daytime and nighttime are shown in Figure 9. During daytime, this ratio increased with RH when
383 $RH < 30\%$, indicating elevated contribution of aqueous-phase pathways to NAC formation with higher RH conditions. The
384 ratio remained stable at $RH > 30\%$ during both daytime and nighttime, suggesting the relative contribution of aqueous-phase
385 and gas-phase pathways would not increase further with increasing RH beyond $RH > 30\%$ (Figures 9a and 9b). The ratio
386 during the nighttime was obviously higher than during the daytime, indicating that the aqueous-phase oxidation played more
387 important roles for NAC formation at night. The results implied the importance of aqueous-phase oxidation for the
388 secondary formation of oxidized organic nitrogen at elevated ambient RH. Due to the limited sample number obtained by
389 filter-based analysis in this study, the influence of RH or aerosol liquid water content on NAC formation needs further
390 confirmative investigation using controlled laboratory studies.

391 The NAC concentrations also showed good correlations with aerosol surface area (Figure 8b). Higher aerosol surface
392 area would facilitate the partitioning of gas-phase NAC products or precursors into particle phase and the aqueous-phase or
393 heterogeneous oxidation processes (Kroflc et al., 2015; Bauer et al., 2004; Fenter et al., 1996; Vidovic et al., 2018).
394 Photolysis is an important loss pathway of NACs and could be the dominant sink for nitrophenols in the gas phase (Bejan et
395 al., 2007; Yuan et al., 2016). The highest value of $J(O^1D)$ of each day was used to roughly represent the photolysis intensity.
396 The daytime NAC concentrations showed negative correlations with $J(O^1D)$ (Figure 8c, Table S4), suggesting photolysis as
397 an important sink for NACs during the daytime.

398

399 4 Conclusions

400 Nitroaromatic compounds (NACs) measurements from an intensive field campaign conducted in summer in Beijing

were examined to investigate the abundance and formation characteristics of NACs under high-NO_x and anthropogenic VOCs dominated atmosphere. The average concentration of eight quantified NACs was 6.63 ng/m³, generally higher than those reported in other summertime studies elsewhere. Among the eight NACs, 4-nitrophenol (32.4%) and 4-nitrocatechol (28.5%) were the most abundant, consistent with previous studies, and followed by methyl-nitrocatechol, methyl-nitrophenol and dimethyl-nitrophenol.

Our analysis indicates that the secondary formation via oxidation of anthropogenic VOC precursors (e.g., toluene, benzene) in the presence of NO₂ represented a more important source of NACs than primary biomass burning emissions in summer in Beijing. We also observed a transition of oxidation products from organic- to inorganic-dominated conditions as NO_x shifted from low- to high-NO_x regimes. The transition occurred at NO₂ of ~20 ppb for the daytime and ~25 ppb for the nighttime atmosphere. Under low-NO_x conditions, NACs were observed to increase with NO₂, and the NO₃⁻ concentrations and (NO₃⁻)/NACs ratios were lower. Under high-NO_x conditions, the NAC concentration did not further increase with NO₂ while the NO₃⁻ concentrations and (NO₃⁻)/NACs ratios would show increasing trends. The shift in relative abundance of inorganic nitrate and NACs observed in this work serves as an example in illustrating the demarcation of the low- and high-NO_x regimes in the anthropogenic VOCs-NO_x interacted conditions in polluted urban atmospheres and indicates that NO₂ plays important roles in the formation of NACs. The reaction mechanisms are, however, still unclear and deserve further laboratory and field investigation in future studies.

Different day-night variations were observed between the two sub-groups of NACs (i.e., nitrophenols and nitrocatechols). Obvious nighttime enhancements of 3M4NC and 4M5NC and daytime enhancements of 4NP, 2M4NP and DMNP were noted, indicating their different formation pathways. The aqueous-phase oxidation pathways are presumed to be important for the formation of 4M5NC and 3M5NC, under the conditions with high NO_x concentrations and acidic particles during the campaign. Photo-oxidation of toluene and benzene in the presence of NO₂ were more important for the formation of nitrophenols. Subsequently, the (3M4NC+ 4M5NC)/4NP mass ratio was employed to probe the relative contribution of aqueous-phase and gas-phase pathways to NAC formation. This ratio would initially increase with RH and remain relatively consistent at RH> 30%, indicating elevated contribution of aqueous-phase pathways to NAC formation under higher RH conditions. Aqueous-phase pathways played more important roles in NAC formation at night than during the daytime.

VOC precursors, aerosol surface area and photolysis were also important factors influencing the NAC formation. NACs generally increased with the increasing of toluene and benzene, implying nitration of aromatic hydrocarbons (e.g., benzene and toluene) may represent the major secondary source of NACs in our study location. The NAC formation would become independent of toluene and benzene, when the daytime concentrations were higher than 0.6 and 0.4 ppb, or the nighttime ones higher than 1 and 0.6 ppb. In addition, aerosol surface area was also an important factor promoting the NAC formation and photolysis could be an important loss pathway of nitrophenols during the daytime.

433

434

435 *Data availability.* The data presented in this article are available from the authors upon request (minhu@pku.edu.cn).

436

437 **The Supplement related to this article is available online**

438

439 *Author contributions.* MiH, MaH, and SG organized the field campaign. YJW and YCW conducted the offline analysis and
440 analyzed the data. YJW wrote the manuscript with input from JY. All authors contributed to the measurements, discussing
441 results and commenting on the manuscript.

442

443 *Competing interests.* The authors declare that they have no conflict of interest.

444

445 *Acknowledgements.* This work was supported by National Natural Science Foundation of China (91544214, 91844301,
446 41421064, 51636003); National research program for key issues in air pollution control (DQGG0103); National Key
447 Research and Development Program of China (2016YFC0202000: Task 3); Hong Kong Research Grant Council (16212017);
448 bilateral Sweden-China framework program on ‘Photochemical smog in China: formation, transformation, impact and
449 abatement strategies’ by the Swedish Research council VR under contract (639-2013-6917); Project funded by China
450 Postdoctoral Science Foundation.

451

452 **References:**

- 453 Atkinson, R., Aschmann, S. M., and Arey, J.: Reactions of hydroxyl and nitrogen trioxide radicals with phenol, cresols, and
454 2-nitrophenol at 296 ± 2 K, Environ. Sci. Technol., 26, 1397-1403, 10.1021/es00031a018, 1992.
- 455 Bannan, T. J., Booth, A. M., Jones, B. T., O'Meara, S., Barley, M. H., Riipinen, I., Percival, C. J., and Topping, D.: Measured
456 saturation vapor pressures of phenolic and nitro-aromatic compounds, Environ. Sci. Technol., 51, 3922-3928,
457 10.1021/acs.est.6b06364, 2017.
- 458 Bauer, S. E., Balkanski, Y., Schulz, M., Hauglustaine, D. A., and Dentener, F.: Global modeling of heterogeneous chemistry
459 on mineral aerosol surfaces: influence on tropospheric ozone chemistry and comparison to observations, J. Geophys. Res.,
460 [Atmos.], 109, 10.1029/2003jd003868, 2004.
- 461 Bejan, I., Barnes, I., Olariu, R., Zhou, S., Wiesen, P., and Benter, T.: Investigations on the gas-phase photolysis and OH
462 radical kinetics of methyl-2-nitrophenols, Phys. Chem. Chem. Phys., 9, 5686-5692, 10.1039/b709464g, 2007.
- 463 Bejan, I., Duncianu, M., Olariu, R., Barnes, I., Seakins, P. W., and Wiesen, P.: Kinetic study of the gas-phase reactions of
464 chlorine atoms with 2-chlorophenol, 2-nitrophenol, and four methyl-2-nitrophenol isomers, J. Phys. Chem. A, 119,
465 4735-4745, 10.1021/acs.jpca.5b02392, 2015.
- 466 Booth, A. M., Murphy, B., Riipinen, I., Percival, C. J., and Topping, D. O.: Connecting bulk viscosity measurements to
467 kinetic limitations on attaining equilibrium for a model aerosol composition, Environ. Sci. Technol., 48, 9298-9305,
468 10.1021/es501705c, 2014.
- 469 Cecinato, A., Di Palo, V., Pomata, D., Tomasi Sciano, M. C., and Possanzini, M.: Measurement of phase-distributed
470 nitrophenols in Rome ambient air, Chemosphere, 59, 679-683, 10.1016/j.chemosphere.2004.10.045, 2005.

Chen, J., Wenger, J. C., and Venables, D. S.: Near-ultraviolet absorption cross sections of nitrophenols and their potential influence on tropospheric oxidation capacity, *J. Phys. Chem. A*, 115, 12235-12242, 10.1021/jp206929r, 2011.

Chow, K. S., Huang, X. H. H., and Yu, J. Z.: Quantification of nitroaromatic compounds in atmospheric fine particulate matter in Hong Kong over 3 years: field measurement evidence for secondary formation derived from biomass burning emissions, *Environ. Chem.*, 13, 665-673, 10.1071/en15174, 2016.

Claeys, M., Vermeylen, R., Yasmeen, F., Gomez-Gonzalez, Y., Chi, X. G., Maenhaut, W., Meszaros, T., and Salma, I.: Chemical characterisation of humic-like substances from urban, rural and tropical biomass burning environments using liquid chromatography with UV/vis photodiode array detection and electrospray ionisation mass spectrometry, *Environ. Chem.*, 9, 273-284, 10.1071/EN11163, 2012.

Edwards, P. M., Aikin, K. C., Dube, W. P., Fry, J. L., Gilman, J. B., de Gouw, J. A., Graus, M. G., Hanisco, T. F., Holloway, J., Huber, G., Kaiser, J., Keutsch, F. N., Lerner, B. M., Neuman, J. A., Parrish, D. D., Peischl, J., Pollack, I. B., Ravishankara, A. R., Roberts, J. M., Ryerson, T. B., Trainer, M., Veres, P. R., Wolfe, G. M., Warneke, C., and Brown, S. S.: Transition from high- to low-NO_x control of night-time oxidation in the southeastern US, *Nature Geosci.*, 10, 490-495, 10.1038/NGEO2976, 2017.

Fenter, F. F., Caloz, F., and Rossi, M. J.: Heterogeneous kinetics of N₂O₅ uptake on salt, with a systematic study of the role of surface presentation (for N₂O₅ and HNO₃), *J. Phys. Chem.*, 100, 1008-1019, 10.1021/jp9503829, 1996.

Finewax, Z., de Gouw, J. A., and Ziemann, P. J.: Identification and quantification of 4-nitrocatechol formed from OH and NO₃ radical-initiated reactions of catechol in air in the presence of NO_x: implications for secondary organic aerosol formation from biomass burning, *Environ. Sci. Technol.*, 52, 1981-1989, 10.1021/acs.est.7b05864, 2018.

Frka, S., Sala, M., Kroflic, A., Hus, M., Cusak, A., and Grgic, I.: Quantum chemical calculations resolved identification of methylnitrocatechols in atmospheric aerosols, *Environ. Sci. Technol.*, 50, 5526-5535, 10.1021/acs.est.6b00823, 2016.

Ge, X., Wexler, A. S., and Clegg, S. L.: Atmospheric amines – Part I. A review, *Atmos. Environ.*, 45, 524-546, 10.1016/j.atmosenv.2010.10.012, 2011.

Guo, H., Xu, L., Bougiatioti, A., Cerully, K. M., Capps, S. L., Hite, J. R., Carlton, A. G., Lee, S. H., Bergin, M. H., Ng, N. L., Nenes, A., and Weber, R. J.: Fine-particle water and pH in the southeastern United States, *Atmos. Chem. Phys.*, 15, 5211-5228, 10.5194/acp-15-5211-2015, 2015.

Guo, S., Hu, M., Wang, Z. B., Slanina, J., and Zhao, Y. L.: Size-resolved aerosol water-soluble ionic compositions in the summer of Beijing: implication of regional secondary formation, *Atmos. Chem. Phys.*, 10, 947-959, 10.5194/acp-10-947-2010, 2010.

Hallquist, M., Munthe, J., Hu, M., Wang, T., Chan, C. K., Gao, J., Boman, J., Guo, S., Hallquist, A. M., Mellqvist, J., Moldanova, J., Pathak, R. K., Pettersson, J. B. C., Pleijel, H., Simpson, D., and Thynell, M.: Photochemical smog in China: scientific challenges and implications for air-quality policies, *Natl. Sci. Rev.*, 3, 401-403, 10.1093/nsr/nww080, 2016.

Harrison, M. A. J., Barra, S., Borghesi, D., Vione, D., Arsene, C., and Iulian Olariu, R.: Nitrated phenols in the atmosphere: a review, *Atmos. Environ.*, 39, 231-248, 10.1016/j.atmosenv.2004.09.044, 2005.

Hems, R. F. and Abbatt, J. P. D.: Aqueous phase photo-oxidation of brown carbon nitrophenols: reaction kinetics, mechanism, and evolution of light absorption, *ACS Earth and Space Chemistry*, 2, 225-234, 10.1021/acsearthspacechem.7b00123, 2018.

Hennigan, C. J., Izumi, J., Sullivan, A. P., Weber, R. J., and Nenes, A.: A critical evaluation of proxy methods used to estimate the acidity of atmospheric particles, *Atmos. Chem. Phys.*, 15, 2775-2790, 10.5194/acp-15-2775-2015, 2015.

Hoffmann, D., Iinuma, Y., and Herrmann, H.: Development of a method for fast analysis of phenolic molecular markers in biomass burning particles using high performance liquid chromatography/atmospheric pressure chemical ionisation mass spectrometry, *J. Chromatogr. A*, 1143, 168-175, 10.1016/j.chroma.2007.01.035, 2007.

Huang, Q., Wang, L., and Han, S.: The genotoxicity of substituted nitrobenzenes and the quantitative structure-activity relationship studies, *Chemosphere*, 30, 915-923, 10.1016/0045-6535(94)00450-9, 1995.

Huo, Q., Cai, X., Kang, L., Zhang, H., Song, Y., and Zhu, T.: Estimating ammonia emissions from a winter wheat cropland in North China Plain with field experiments and inverse dispersion modeling, *Atmos. Environ.*, 104, 1-10, 10.1016/j.atmosenv.2015.01.003, 2015.

Iinuma, Y., Boge, O., Grafe, R., and Herrmann, H.: Methyl-nitrocatechols: atmospheric tracer compounds for biomass burning secondary organic aerosols, *Environ. Sci. Technol.*, 44, 8453-8459, 10.1021/es102938a, 2010.

Jenkin, M. E., Saunders, S. M., Wagner, V., and Pilling, M. J.: Protocol for the development of the Master Chemical Mechanism, MCM v3 (Part B): tropospheric degradation of aromatic volatile organic compounds, *Atmos. Chem. Phys.*, 3, 181-193, DOI 10.5194/acp-3-181-2003, 2003.

Ji, Y., Zhao, J., Terazono, H., Misawa, K., Levitt, N. P., Li, Y., Lin, Y., Peng, J., Wang, Y., Duan, L., Pan, B., Zhang, F., Feng, X., An, T., Marrero-Ortiz, W., Secrest, J., Zhang, A. L., Shibuya, K., Molina, M. J., and Zhang, R.: Reassessing the atmospheric oxidation mechanism of toluene, *Proc. Natl. Acad. Sci. USA*, 114, 8169-8174, 10.1073/pnas.1705463114, 2017.

Joback, K. G. and Reid, R. C.: Estimation of pure-component properties from group-contributions, *Chem. Eng. Commun.*, 57, 233-243, 10.1080/00986448708960487, 1987.

Kahnt, A., Behrouzi, S., Vermeylen, R., Safi Shalamzari, M., Vercauteren, J., Roekens, E., Claeys, M., and Maenhaut, W.: One-year study of nitro-organic compounds and their relation to wood burning in PM₁₀ aerosol from a rural site in Belgium, *Atmos. Environ.*, 81, 561-568, 10.1016/j.atmosenv.2013.09.041, 2013.

Kitanovski, Z., Grgic, I., Vermeylen, R., Claeys, M., and Maenhaut, W.: Liquid chromatography tandem mass spectrometry method for characterization of monoaromatic nitro-compounds in atmospheric particulate matter, *J. Chromatogr., A*, 1268, 35-43, 10.1016/j.chroma.2012.10.021, 2012.

Kroflíc, A., Grilc, M., and Grgic, I.: Unraveling pathways of guaiacol nitration in atmospheric waters: nitrite, a source of reactive nitronium ion in the atmosphere, *Environ. Sci. Technol.*, 49, 9150-9158, 10.1021/acs.est.5b01811, 2015.

Kroflíc, A., Hus, M., Grilc, M., and Grgic, I.: Underappreciated and complex role of nitrous acid in aromatic nitration under mild environmental conditions: the case of activated methoxyphenols, *Environ. Sci. Technol.*, 10.1021/acs.est.8b01903, 2018.

Laskin, A., Smith, J. S., and Laskin, J.: Molecular characterization of nitrogen-containing organic compounds in biomass burning aerosols using high-resolution mass spectrometry, *Environ. Sci. Technol.*, 43, 3764-3771, 10.1021/es803456n, 2009.

Lauraguais, A., Coeur-Tourneur, C., Cassez, A., Deboudt, K., Fourmentin, M., and Chođ, M.: Atmospheric reactivity of hydroxyl radicals with guaiacol (2-methoxyphenol), a biomass burning emitted compound: secondary organic aerosol formation and gas-phase oxidation products, *Atmos. Environ.*, 86, 155-163, 10.1016/j.atmosenv.2013.11.074, 2014.

Le Breton, M., Wang, Y., Hallquist, Å. M., Pathak, R. K., Zheng, J., Yang, Y., Shang, D., Glasius, M., Bannan, T. J., Liu, Q., Chan, C. K., Percival, C. J., Zhu, W., Lou, S., Topping, D., Wang, Y., Yu, J., Lu, K., Guo, S., Hu, M., and Hallquist, M.: Online gas- and particle-phase measurements of organosulfates, organosulfonates and nitrooxy organosulfates in Beijing utilizing a FIGAERO ToF-CIMS, *Atmos. Chem. Phys.*, 18, 10355-10371, 10.5194/acp-18-10355-2018, 2018.

Lin, P., Bluvshstein, N., Rudich, Y., Nizkorodov, S. A., Laskin, J., and Laskin, A.: Molecular chemistry of atmospheric brown carbon inferred from a nationwide biomass burning event, *Environ. Sci. Technol.*, 51, 11561-11570, 10.1021/acs.est.7b02276, 2017.

Liu, Y., Shao, M., Fu, L., Lu, S., Zeng, L., and Tang, D.: Source profiles of volatile organic compounds (VOCs) measured in China: Part I, *Atmos. Environ.*, 42, 6247-6260, 10.1016/j.atmosenv.2008.01.070, 2008.

Mohr, C., Lopez-Hilfiker, F. D., Zotter, P., Prevot, A. S., Xu, L., Ng, N. L., Herndon, S. C., Williams, L. R., Franklin, J. P., Zahniser, M. S., Worsnop, D. R., Knighton, W. B., Aiken, A. C., Gorkowski, K. J., Dubey, M. K., Allan, J. D., and Thornton, J. A.: Contribution of nitrated phenols to wood burning brown carbon light absorption in Detling, United Kingdom during winter time, *Environ. Sci. Technol.*, 47, 6316-6324, 10.1021/es400683v, 2013.

Nannoolal, Y., Rarey, J., and Ramjugernath, D.: Estimation of pure component properties, *Fluid Phase Equilib.*, 269, 117-133, 10.1016/j.fluid.2008.04.020, 2008.

Ng, N. L., Brown, S. S., Archibald, A. T., Atlas, E., Cohen, R. C., Crowley, J. N., Day, D. A., Donahue, N. M., Fry, J. L., Fuchs, H., Griffin, R. J., Guzman, M. I., Herrmann, H., Hodzic, A., Iinuma, Y., Jimenez, J. L., Kiendler-Scharr, A., Lee, B. H., Luecken, D. J., Mao, J., McLaren, R., Mutzel, A., Osthoff, H. D., Ouyang, B., Picquet-Varrault, B., Platt, U., Pye, H. O. T., Rudich, Y., Schwantes, R. H., Shiraiwa, M., Stutz, J., Thornton, J. A., Tilgner, A., Williams, B. J., and Zaveri, R. A.: Nitrate radicals and biogenic volatile organic compounds: oxidation, mechanisms, and organic aerosol, *Atmos. Chem. Phys.*, 17, 2103-2162, 10.5194/acp-17-2103-2017, 2017.

Olariu, R. I., Klotz, B., Barnes, I., Becker, K. H., and Mocanu, R.: FT-IR study of the ring-retaining products from the reaction of OH radicals with phenol, o-, m- and p-cresol, *Atmos. Environ.*, 36, 3685-3697, 10.1016/S1352-2310(02)00202-9, 2002.

567 Pankow, J. F.: An absorption model of the gas/aerosol partitioning involved in the formation of secondary organic aerosol,
 568 *Atmos. Environ.*, 28, 189-193, 10.1016/1352-2310(94)90094-9, 1994a.

569 Pankow, J. F.: An absorption model of gas/particle partitioning of organic compounds in the atmosphere, *Atmos. Environ.*, 28,
 570 185-188, 10.1016/1352-2310(94)90093-0, 1994b.

571 Pankow, J. F., Seinfeld, J. H., Asher, W. E., and Erdakos, G. B.: Modeling the formation of secondary organic aerosol. 1.
 572 Application of theoretical principles to measurements obtained in the α -pinene/, β -pinene/, pabinene/, Δ^3 -carene/, and
 573 cyclohexene/ozone systems, *Environ. Sci. Technol.*, 35, 1164-1172, 10.1021/es001321d, 2001.

574 Purohit, V. and Basu, A. K.: Mutagenicity of nitroaromatic compounds, *Chem. Res. Toxicol.*, 13, 673-692,
 575 10.1021/tx000002x, 2000.

576 Renbaum-Wolff, L., Grayson, J. W., Bateman, A. P., Kuwata, M., Sellier, M., Murray, B. J., Shilling, J. E., Martin, S. T., and
 577 Bertram, A. K.: Viscosity of α -pinene secondary organic material and implications for particle growth and reactivity, *Proc.*
 578 *Natl. Acad. Sci. USA*, 110, 8014-8019, 10.1073/pnas.1219548110, 2013.

579 Sander, R.: Compilation of Henry's law constants (version 4.0) for water as solvent, *Atmos. Chem. Phys.*, 15, 4399-4981,
 580 10.5194/acp-15-4399-2015, 2015.

581 Sangwan, M. and Zhu, L.: Role of methyl-2-nitrophenol photolysis as a potential source of OH radicals in the polluted
 582 atmosphere: implications from laboratory investigation, *J. Phys. Chem. A*, 122, 1861-1872, 10.1021/acs.jpca.7b11235, 2018.

583 Sato, K., Hatakeyama, S., and Imamura, T.: Secondary organic aerosol formation during the photooxidation of toluene: NO_x
 584 dependence of chemical composition, *J. Phys. Chem. A*, 111, 9796-9808, 10.1021/jp071419f, 2007.

585 Shrestha, M., Zhang, Y., Upshur, M. A., Liu, P., Blair, S. L., Wang, H. F., Nizkorodov, S. A., Thomson, R. J., Martin, S. T.,
 586 and Geiger, F. M.: On surface order and disorder of alpha-pinene-derived secondary organic material, *J. Phys. Chem. A*, 119,
 587 4609-4617, 10.1021/jp510780e, 2015.

588 Slade, J. H. and Knopf, D. A.: Multiphase OH oxidation kinetics of organic aerosol: the role of particle phase state and
 589 relative humidity, *Geophys. Res. Lett.*, 41, 5297-5306, 10.1002/2014gl060582, 2014.

590 Tang, R., Wu, Z., Li, X., Wang, Y., Shang, D., Xiao, Y., Li, M., Zeng, L., Wu, Z., Hallquist, M., Hu, M., and Guo, S.: Primary
 591 and secondary organic aerosols in summer 2016 in Beijing, *Atmos. Chem. Phys.*, 18, 4055-4068, 10.5194/acp-18-4055-2018,
 592 2018.

593 Teich, M., van Pinxteren, D., Wang, M., Kecorius, S., Wang, Z., Müller, T., Močnik, G., and Herrmann, H.: Contributions of
 594 nitrated aromatic compounds to the light absorption of water-soluble and particulate brown carbon in different atmospheric
 595 environments in Germany and China, *Atmos. Chem. Phys.*, 17, 1653-1672, 10.5194/acp-17-1653-2017, 2017.

596 Tham, Y. J., Wang, Z., Li, Q., Yun, H., Wang, W., Wang, X., Xue, L., Lu, K., Ma, N., Bohn, B., Li, X., Kecorius, S., Größ, J.,
 597 Shao, M., Wiedensohler, A., Zhang, Y., and Wang, T.: Significant concentrations of nitryl chloride sustained in the morning:
 598 investigations of the causes and impacts on ozone production in a polluted region of northern China, *Atmos. Chem. Phys.*, 16,
 599 14959-14977, 10.5194/acp-16-14959-2016, 2016.

600 Turpin, B. J. and Lim, H. J.: Species contributions to PM_{2.5} mass concentrations: revisiting common assumptions for
 601 estimating organic mass, *Aerosol Sci. Tech.*, 35, 602-610, doi 10.1080/02786820152051454, 2001.

602 Vaden, T. D., Imre, D., Beranek, J., Shrivastava, M., and Zelenyuk, A.: Evaporation kinetics and phase of laboratory and
 603 ambient secondary organic aerosol, *Proc. Natl. Acad. Sci. USA*, 108, 2190-2195, 10.1073/pnas.1013391108, 2011.

604 Vidovic, K., Lasic Jurkovic, D., Sala, M., Kroflic, A., and Grgic, I.: Nighttime aqueous-phase formation of nitrocatechols in
 605 the atmospheric condensed phase, *Environ. Sci. Technol.*, 52, 9722-9730, 10.1021/acs.est.8b01161, 2018.

606 Vione, D., Maurino, V., Minero, C., and Pelizzetti, E.: Phenol photonitration upon UV irradiation of nitrite in aqueous
 607 solution I: effects of oxygen and 2-propanol, *Chemosphere*, 45, 893-902, 10.1016/s0045-6535(01)00035-2, 2001.

608 Vione, D., Maurino, V., Minero, C., Lucchiari, M., and Pelizzetti, E.: Nitration and hydroxylation of benzene in the presence
 609 of nitrite/nitrous acid in aqueous solution, *Chemosphere*, 56, 1049-1059, 10.1016/j.chemosphere.2004.05.027, 2004.

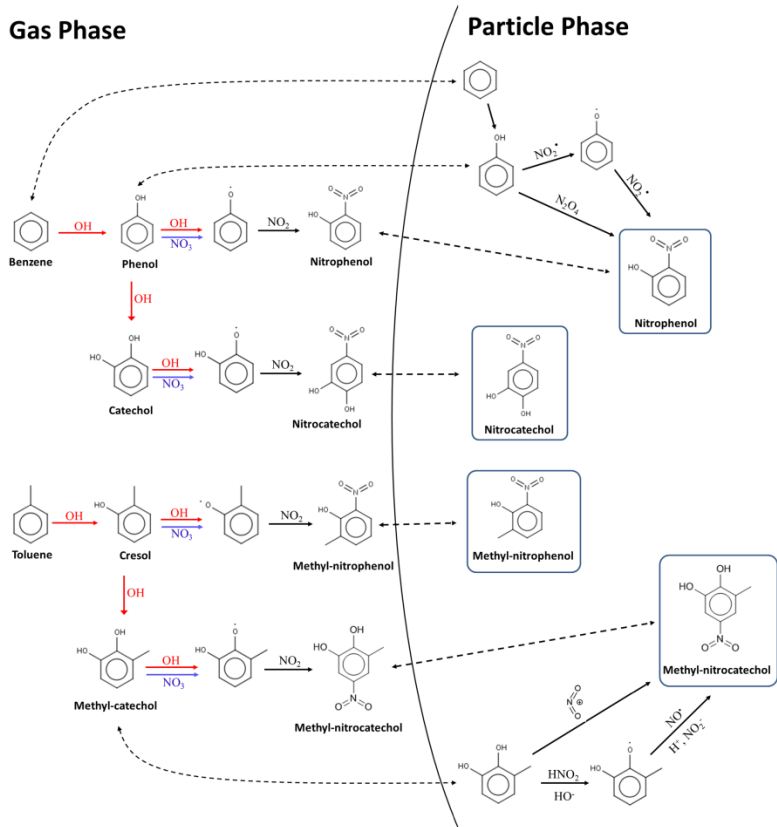
610 Wang, H. C., Lu, K. D., Guo, S., Wu, Z. J., Shang, D. J., Tan, Z. F., Wang, Y. J., Le Breton, M., Lou, S. R., Tang, M. J., Wu,
 611 Y. S., Zhu, W. F., Zheng, J., Zeng, L. M., Hallquist, M., Hu, M., and Zhang, Y. H.: Efficient N₂O₅ uptake and NO₃ oxidation
 612 in the outflow of urban Beijing, *Atmos. Chem. Phys.*, 18, 9705-9721, 10.5194/acp-18-9705-2018, 2018a.

613 Wang, L., Wang, X., Gu, R., Wang, H., Yao, L., Wen, L., Zhu, F., Wang, W., Xue, L., Yang, L., Lu, K., Chen, J., Wang, T.,
 614 Zhang, Y., and Wang, W.: Observations of fine particulate nitrated phenols in four sites in northern China: concentrations,

615 source apportionment, and secondary formation, *Atmos. Chem. Phys.*, 18, 4349-4359, 10.5194/acp-18-4349-2018, 2018b.
 616 Wang, M., Shao, M., Chen, W., Yuan, B., Lu, S., Zhang, Q., Zeng, L., and Wang, Q.: A temporally and spatially resolved
 617 validation of emission inventories by measurements of ambient volatile organic compounds in Beijing, China, *Atmos. Chem.*
 618 *Phys.*, 14, 5871-5891, 10.5194/acp-14-5871-2014, 2014.
 619 Wang, X., Gu, R., Wang, L., Xu, W., Zhang, Y., Chen, B., Li, W., Xue, L., Chen, J., and Wang, W.: Emissions of fine
 620 particulate nitrated phenols from the burning of five common types of biomass, *Environ. Pollut.*, 230, 405-412,
 621 10.1016/j.envpol.2017.06.072, 2017a.
 622 Wang, Y., Hu, M., Lin, P., Guo, Q., Wu, Z., Li, M., Zeng, L., Song, Y., Zeng, L., Wu, Y., Guo, S., Huang, X., and He, L.:
 623 Molecular characterization of nitrogen-containing organic compounds in humic-like substances emitted from straw residue
 624 burning, *Environ. Sci. Technol.*, 51, 5951-5961, 10.1021/acs.est.7b00248, 2017b.
 625 Wang, Y., Hu, M., Guo, S., Wang, Y., Zheng, J., Yang, Y., Zhu, W., Tang, R., Li, X., Liu, Y., Le Breton, M., Du, Z., Shang, D.,
 626 Wu, Y., Wu, Z., Song, Y., Lou, S., Hallquist, M., and Yu, J.: The secondary formation of organosulfates under interactions
 627 between biogenic emissions and anthropogenic pollutants in summer in Beijing, *Atmos. Chem. Phys.*, 18, 10693-10713,
 628 10.5194/acp-18-10693-2018, 2018c.
 629 Weber, R. J., Guo, H., Russell, A. G., and Nenes, A.: High aerosol acidity despite declining atmospheric sulfate
 630 concentrations over the past 15 years, *Nature Geosci.*, 9, 282-285, 10.1038/ngeo2665, 2016.
 631 Xie, M., Chen, X., Hays, M. D., Lewandowski, M., Offenberg, J., Kleindienst, T. E., and Holder, A. L.: Light absorption of
 632 secondary organic aerosol: composition and contribution of nitroaromatic compounds, *Environ. Sci. Technol.*, 51,
 633 11607-11616, 10.1021/acs.est.7b03263, 2017.
 634 Yuan, B., Liggitto, J., Wentzell, J., Li, S.-M., Stark, H., Roberts, J. M., Gilman, J., Lerner, B., Warneke, C., Li, R., Leithead, A.,
 635 Osthoff, H. D., Wild, R., Brown, S. S., and de Gouw, J. A.: Secondary formation of nitrated phenols: insights from
 636 observations during the Uintah Basin Winter Ozone Study (UBWOS) 2014, *Atmos. Chem. Phys.*, 16, 2139-2153,
 637 10.5194/acp-16-2139-2016, 2016.
 638 Yue, D., Hu, M., Wu, Z., Wang, Z., Guo, S., Wehner, B., Nowak, A., Achtert, P., Wiedensohler, A., Jung, J., Kim, Y. J., and
 639 Liu, S.: Characteristics of aerosol size distributions and new particle formation in the summer in Beijing, *J. Geophys. Res.*,
 640 114, 10.1029/2008jd010894, 2009.
 641 Zhang, X., Lin, Y. H., Surratt, J. D., and Weber, R. J.: Sources, composition and absorption Angstrom exponent of
 642 light-absorbing organic components in aerosol extracts from the Los Angeles Basin, *Environ. Sci. Technol.*, 47, 3685-3693,
 643 10.1021/es305047b, 2013.
 644 Zhang, Y., Sanchez, M. S., Douet, C., Wang, Y., Bateman, A. P., Gong, Z., Kuwata, M., Renbaum-Wolff, L., Sato, B. B., Liu,
 645 P. F., Bertram, A. K., Geiger, F. M., and Martin, S. T.: Changing shapes and implied viscosities of suspended submicron
 646 particles, *Atmos. Chem. Phys.*, 15, 7819-7829, 10.5194/acp-15-7819-2015, 2015.
 647 Zhang, Y. Y., Müller, L., Winterhalter, R., Moortgat, G. K., Hoffmann, T., and Pöschl, U.: Seasonal cycle and temperature
 648 dependence of pinene oxidation products, dicarboxylic acids and nitrophenols in fine and coarse air particulate matter, *Atmos.*
 649 *Chem. Phys.*, 10, 7859-7873, 10.5194/acp-10-7859-2010, 2010.
 650 Zheng, J., Hu, M., Du, Z. F., Shang, D. J., Gong, Z. H., Qin, Y. H., Fang, J. Y., Gu, F. T., Li, M. R., Peng, J. F., Li, J., Zhang,
 651 Y. Q., Huang, X. F., He, L. Y., Wu, Y. S., and Guo, S.: Influence of biomass burning from South Asia at a high-altitude
 652 mountain receptor site in China, *Atmos. Chem. Phys.*, 17, 6853-6864, 10.5194/acp-17-6853-2017, 2017.
 653

655

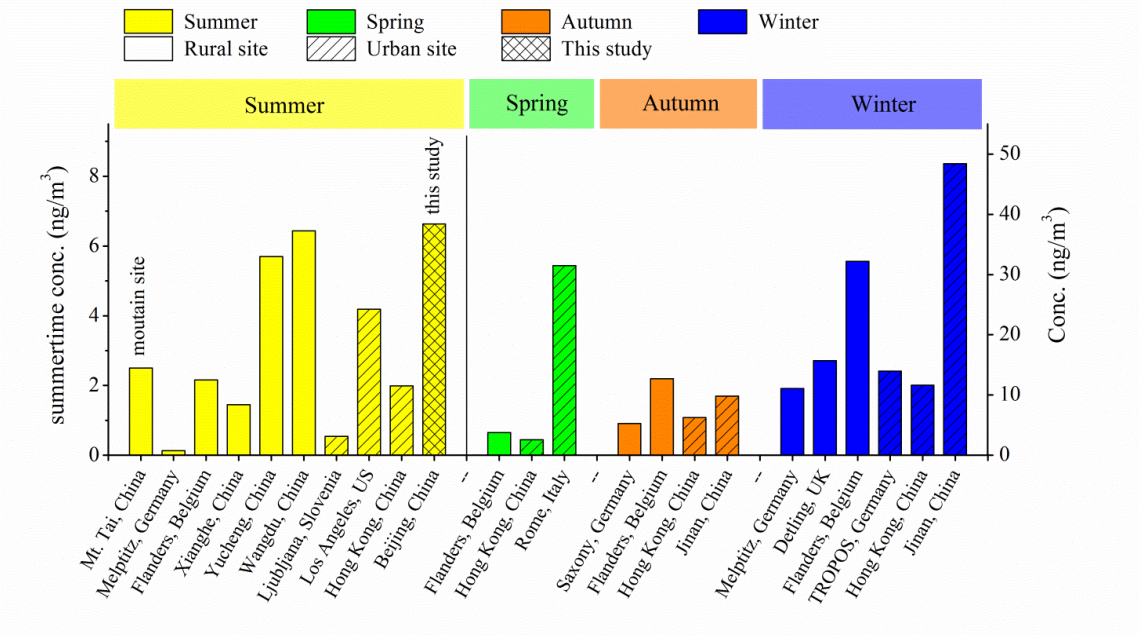
656 Figure 1 Schematic presentation of NAC secondary formation pathways via the oxidation of benzene, toluene, phenol and
657 methycatechol in the gas phase and particle phase (Jenkin et al., 2003; Frka et al., 2016; Vione et al., 2004; Vione et al., 2001;
658 Vidovic et al., 2018).



659

660 Figure 2 **Summery** of NAC concentrations **across** this and prior studies (see Table S2 for the data and references therein).
661 The NAC concentrations in summer correspond to the left axis and other seasons correspond to the right axis.

662



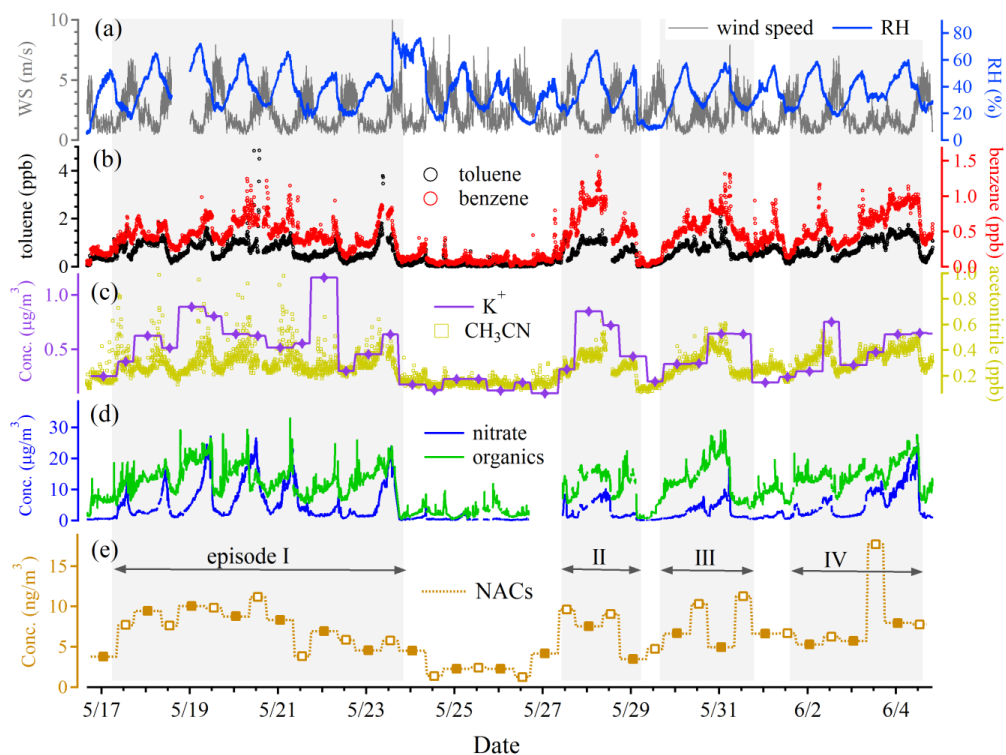


Figure 3 Time series of (a) wind speed (WS) and relative humidity (RH), (b) benzene and toluene, mass concentrations of (c) K^+ , (d) organics and nitrate, and (e) NACs. The pollution episodes, with elevated organic aerosols, are marked by gray shading.

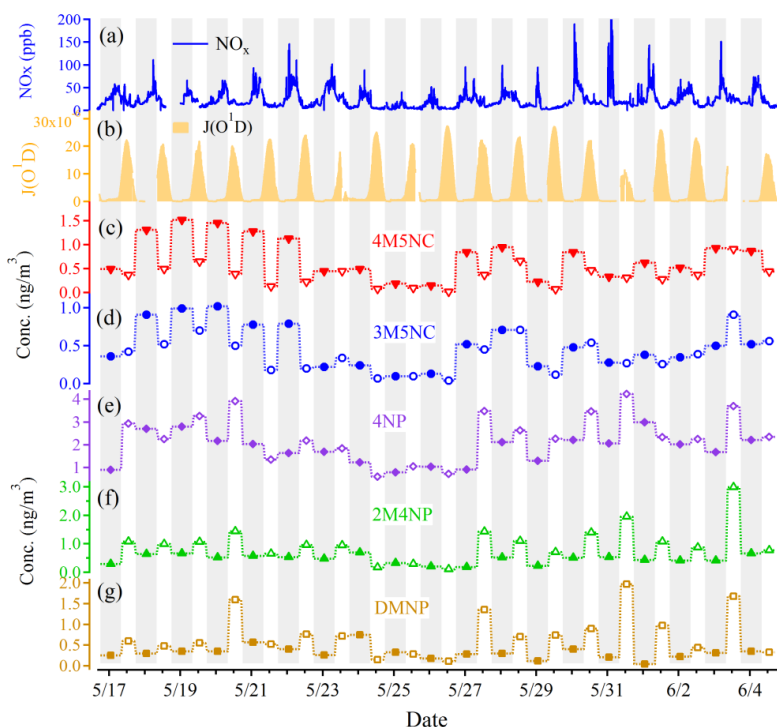
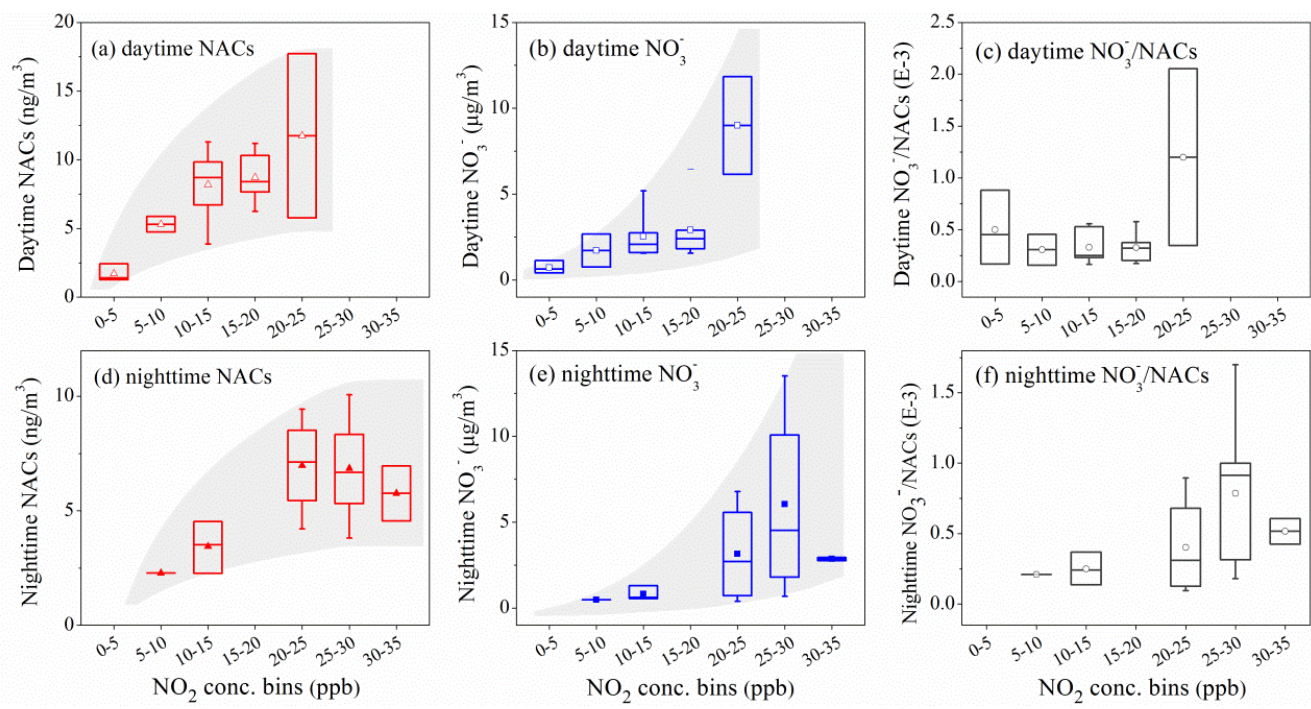


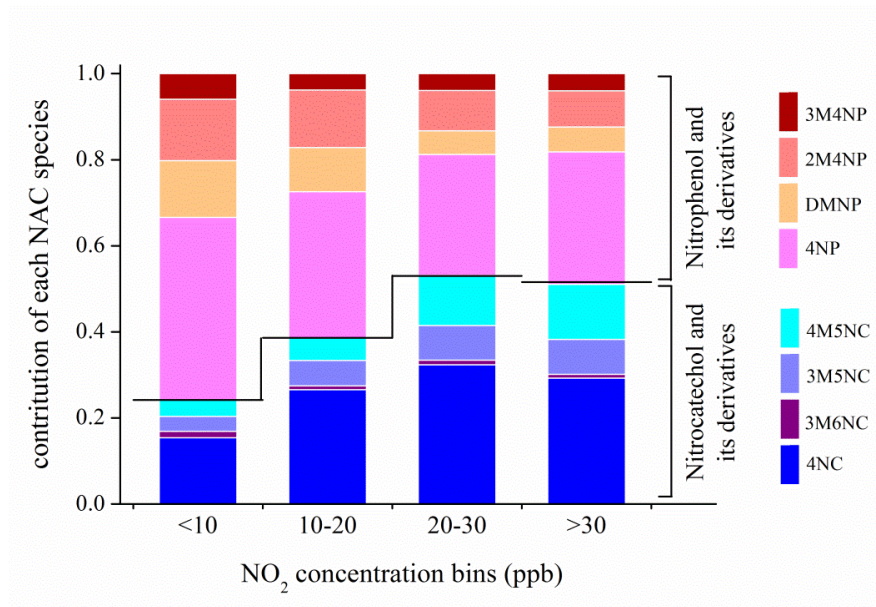
Figure 4 Time series of (a) NO_x , (b) $J(O^1D)$, (c) 4-methyl-5-nitrocatechol (4M5NC), (d) 4-methyl-5-nitrocatechol (3M5NC), (e) 4-nitrophenol (4NP), (f) 2-methyl-4-nitrophenol (2M4NP), and (g) dimethyl-nitrophenol (DMNP). The gray background denotes the nighttime and white background denotes the daytime.



673

674 Figure 5 Concentration of NACs, nitrate and NO₃⁻/NAC ratios as a function of NO₂ concentration bins during daytime and
675 nighttime. The markers represent the mean values and whiskers represent 25 and 75 percentiles.

676



677

678 Figure 6 Variation of NAC composition as a function of NO₂ concentration bins.

679

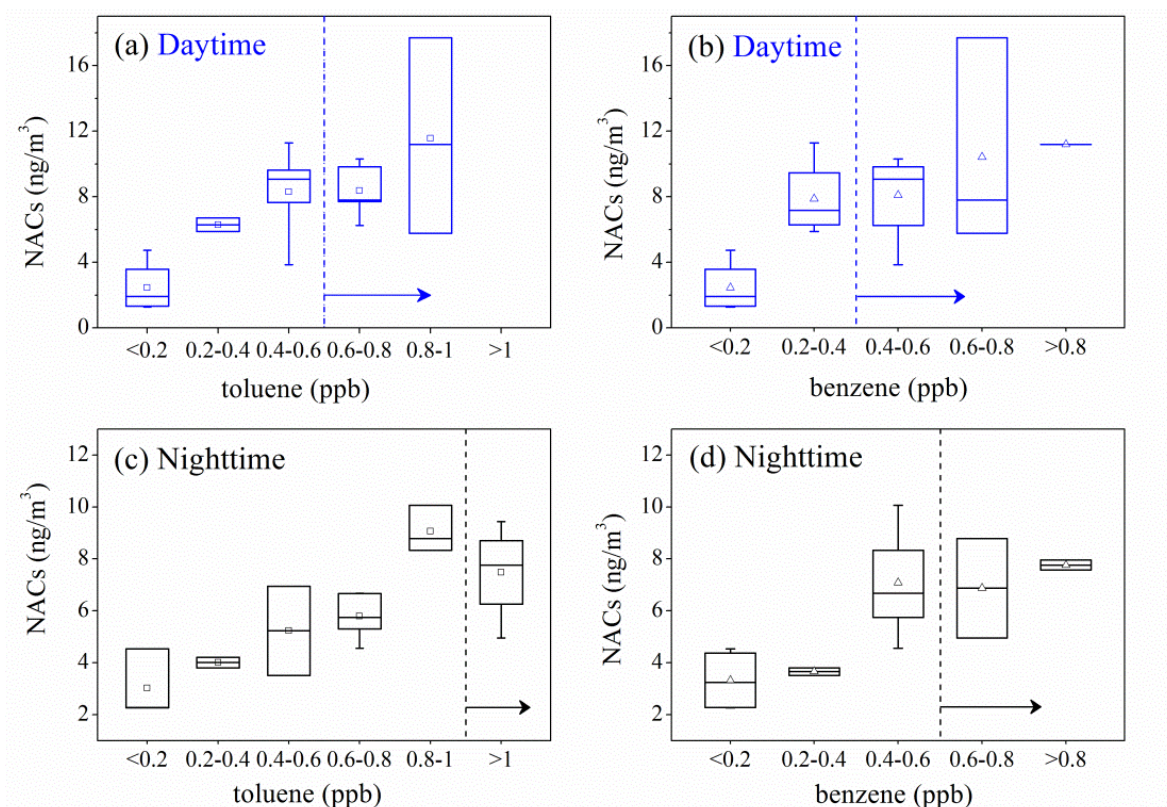


Figure 7 **Concentration** of NACs as a function of toluene and benzene concentration bins during daytime and nighttime. The markers represent the mean values and whiskers represent 25 and 75 percentiles.

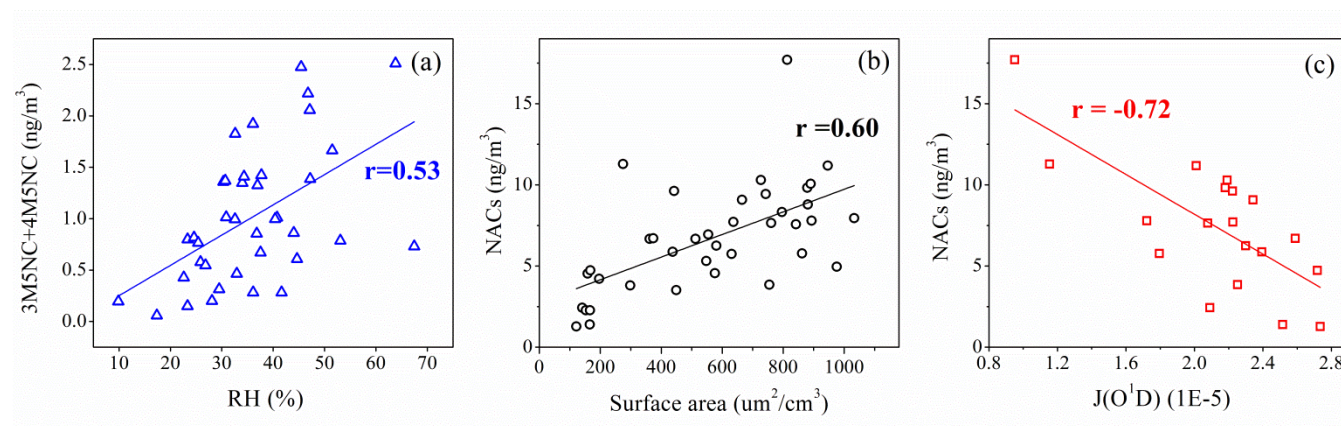


Figure 8 **Correlation** analysis (a) between (3M5NC+4M5NC) and RH, (b) between NACs and aerosol surface area, (c) between NACs and $J(\text{O}^1\text{D})$.

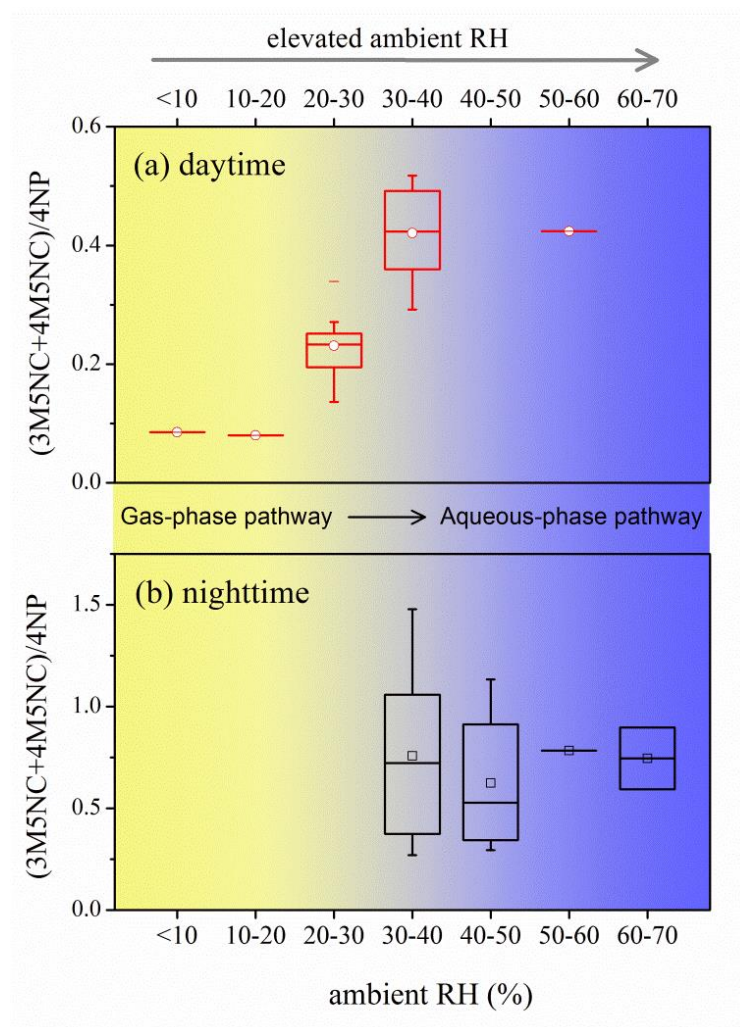
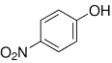

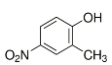
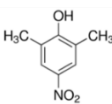
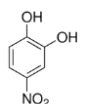
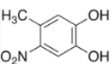
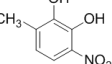
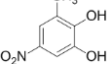


Figure 9 $(3M5NC+4M5NC)/4NP$ concentration ratio as a function of ambient RH during (a) daytime and (b) nighttime.

compounds	formula	[M-H] ⁻	retention time (min)	standard	structure	range	average (n=38)
4NP	C ₆ H ₄ NO ₃ ⁻	138.02	21.3	4NP		0.60-4.24	2.15 ± 0.93
3M4NP	C ₇ H ₆ NO ₃ ⁻	152.03	23.9	3M4NP		0.08-0.64	0.27 ± 0.12
2M4NP	C ₇ H ₆ NO ₃ ⁻	152.03	24.9	2M4NP		0.11-2.99	0.76 ± 0.55
DMNP	C ₈ H ₈ NO ₃ ⁻	166.05	26.0, 26.3, 26.9	2,6DM4NP		0.04-1.97	0.55 ± 0.45
Total NP							3.72
4NC	C ₆ H ₄ NO ₄ ⁻	154.01	18.9	4NC		0.16-6.89	1.89 ± 1.28
4M5NC	C ₇ H ₆ NO ₄ ⁻	168.03	21.8	4M5NC		0.02-1.52	0.56 ± 0.40
3M6NC	C ₇ H ₆ NO ₄ ⁻	168.03	23.2	4M5NC		0.02-0.19	0.07 ± 0.03
3M5NC	C ₇ H ₆ NO ₄ ⁻	168.03	23.5	4M5NC		0.04-1.02	0.44 ± 0.27
Total NC							2.96

Supplement for

The formation of nitro-aromatic compounds under high NO_x and anthropogenic VOC conditions in urban Beijing, China

Yujue Wang¹, Min Hu^{*,1,5}, Yuchen Wang³, Jing Zheng¹, Dongjie Shang¹, Yudong Yang¹, Ying Liu^{1,5}, Xiao Li¹, Rongzhi Tang¹, Wenfei Zhu⁶, Zhuofei Du¹, Yusheng Wu¹, Song Guo¹, Zhijun Wu¹, Shengrong Lou⁶, Mattias Hallquist², and Jian Zhen Yu^{*,3,4}

¹State Key Joint Laboratory of Environmental Simulation and Pollution Control, College of Environmental Sciences and Engineering, Peking University, Beijing 100871, China

²Department of Chemistry and Molecular Biology, University of Gothenburg, Gothenburg, Sweden

³Environmental Science Programs, Hong Kong University of Science & Technology, Hong Kong, China

⁴Department of Chemistry, Hong Kong University of Science & Technology, Hong Kong, China

⁵Beijing Innovation Center for Engineering Sciences and Advanced Technology, Peking University, Beijing 100871, China

⁶Shanghai Academy of Environmental Sciences, Shanghai 200233, China

Correspondence to: Min Hu (minhu@pku.edu.cn); Jianzhen Yu (jian.yu@ust.hk)

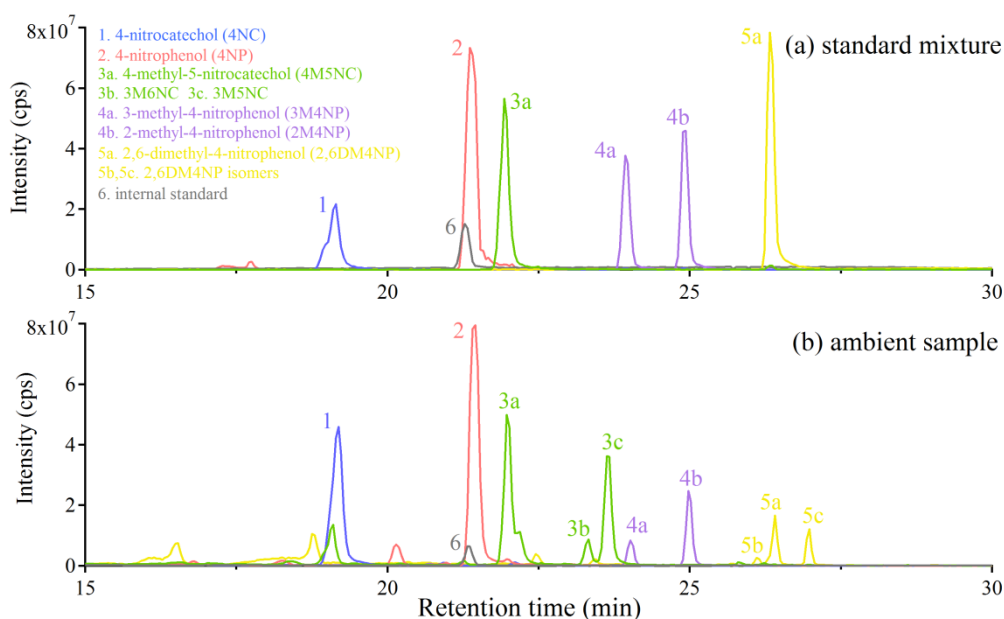


Figure S1 Extracted ion chromatograms for (a) a standard solution containing 4-nitrocatechol (4NC), 4-nitrophenol (4NP), 2-methyl-4-nitrophenol (2M4NP), 3-methyl-4-nitrophenol (3M4NP), 2,6-dimethyl-4-nitrophenol (2,6DM4NP) and internal standard and (b) an ambient sample collected during the campaign.

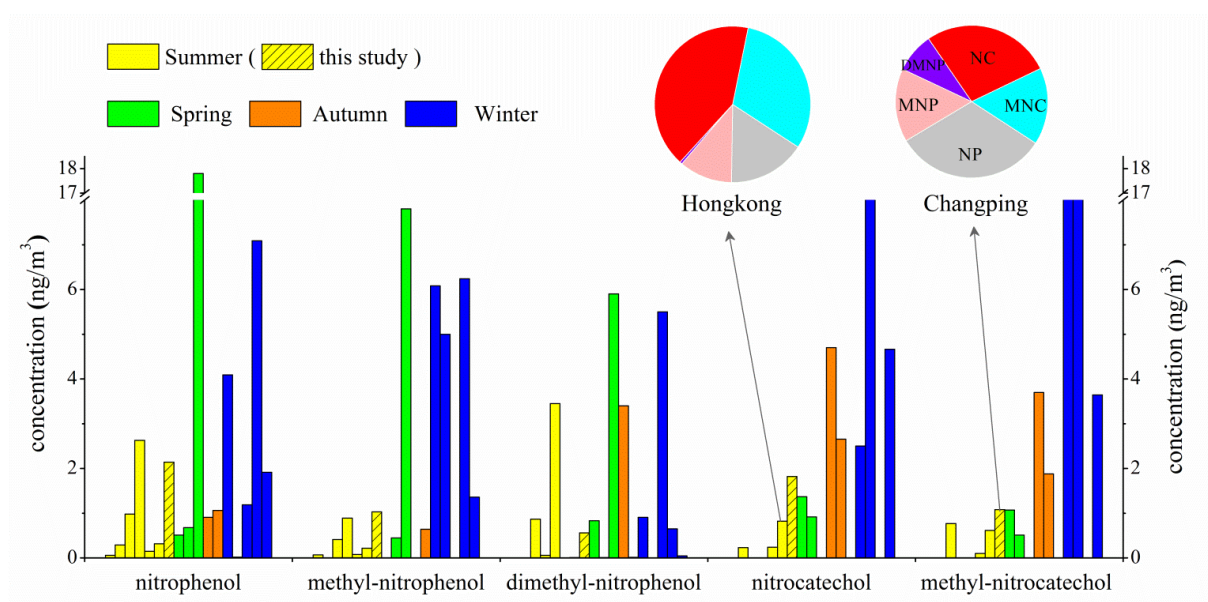


Figure S2 **Comparison** of individual NAC species across this and previous studies. For each species, the concentrations are respectively reported in summer (yellow) in **Melpitz**, Germany (Teich et al., 2017), Flanders, Belgium (Kahnt et al., 2013), Xianghe, China (Teich et al., 2017), Wangdu, China (Teich et al., 2017), Ljubljana, Slovenia (Kitanovski et al., 2012), Hong Kong, China (Chow et al., 2016), Beijing, China (this study); in spring (green) in Flanders, Belgium (Kahnt et al., 2013), Hong Kong, China (Chow et al., 2016), Rome, Italy (Cecinato et al., 2005); in autumn (orange) in Flanders, Belgium (Kahnt et al., 2013), Hong Kong, China (Chow et al., 2016); and in winter (blue) in **Melpitz**, Germany (Teich et al., 2017), Detling, UK (Mohr et al., 2013), Flanders, Belgium (Kahnt et al., 2013), TROPOS, Germany (Teich et al., 2017) and Hong Kong, China (Chow et al., 2016) from left side to right side. The inserted pie charts represent the NAC compositions in summer in Hong Kong (Chow et al., 2016) and Changping, respectively.

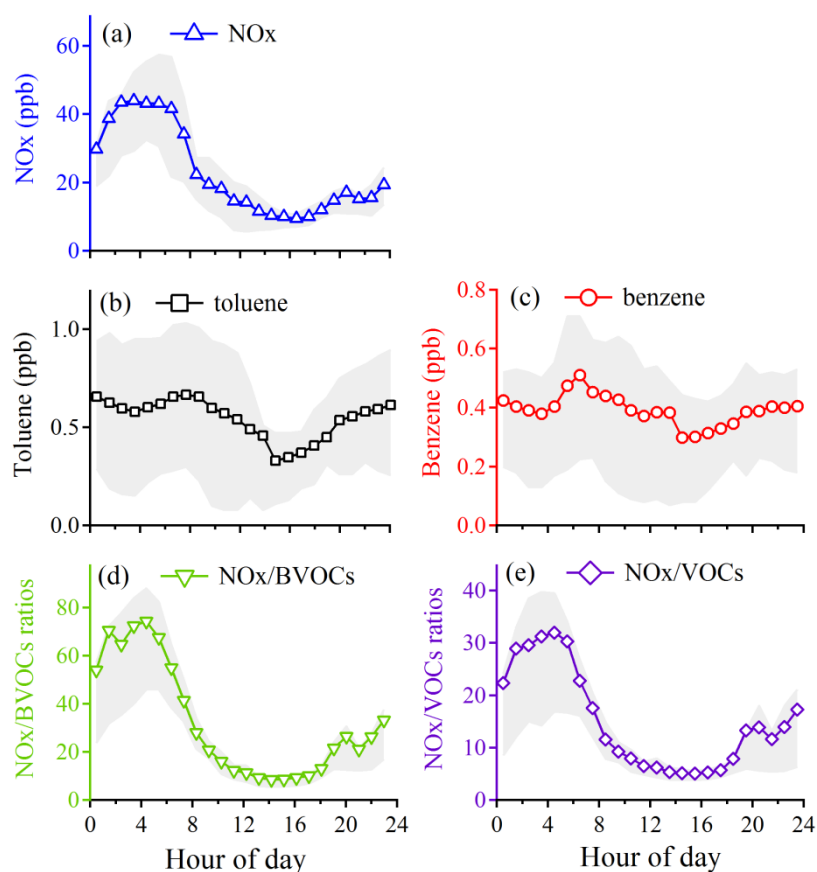


Figure S3 Diurnal variation of (a) NO_x , (b) toluene, (c) benzene, (d) NO_x/BVOCs ratios and (e) NO_x/VOCs ratios.

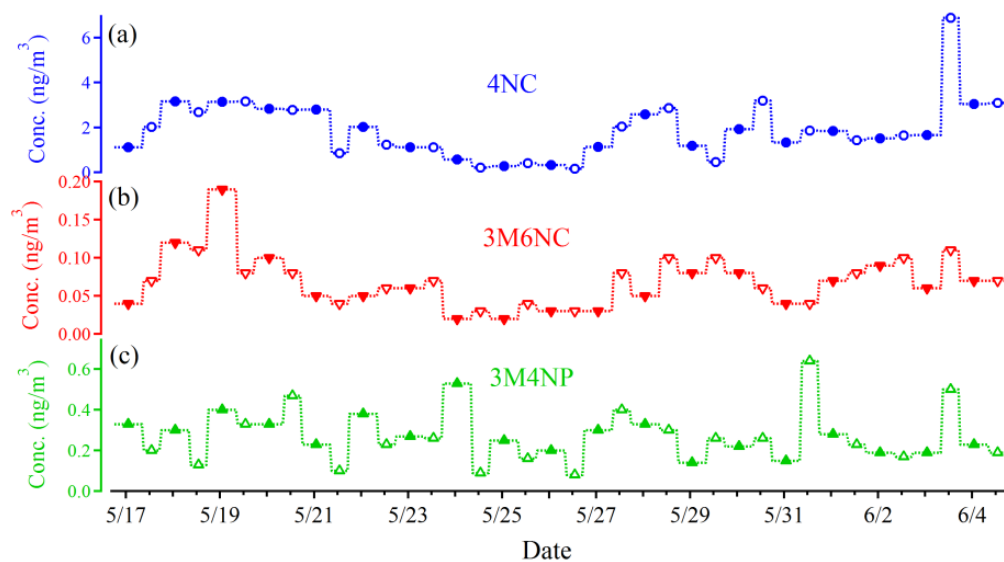


Figure S4 Time series of (a) 4-nitrocatechol (4NC), (b) 4-methyl-6-nitrocatechol (4M6NC), and (c) 3-methyl-4-nitrophenol (3M4NP).

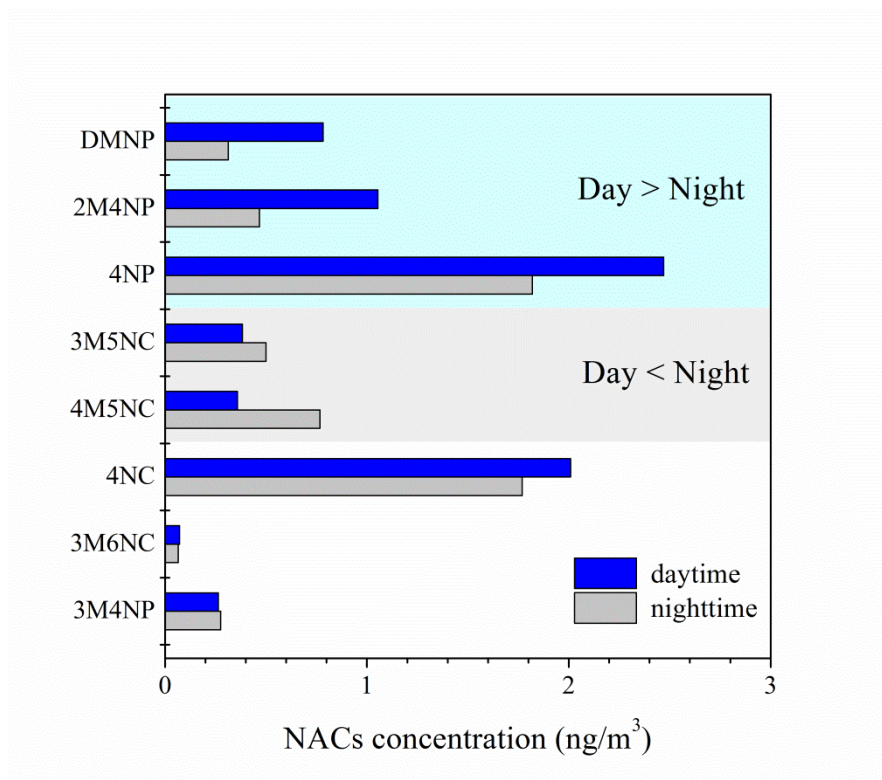


Figure S5 Day-night variations of NACs.

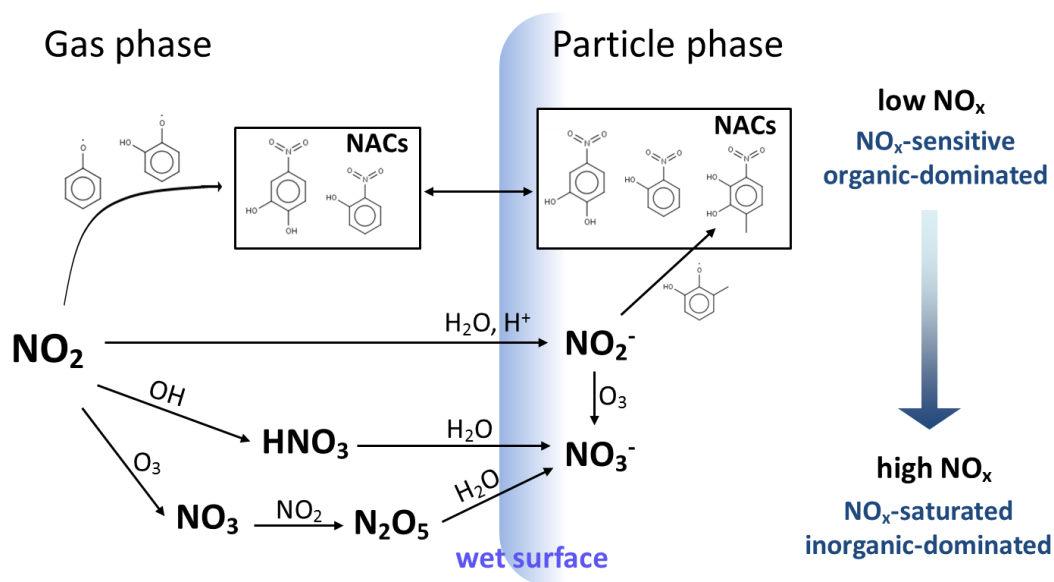


Figure S6 Schematic diagram and simplified mechanisms of the competing formation of inorganic nitrates and NACs

Table S1 Saturation pressure (P_v), NAC fraction in particles (F_p) and NAC concentrations in gas-phase

compounds	P_v^a (Pa)	F_p (%)		conc. in gas phase (ng/m ³)	
		range	average	range	average
4NP	3.0E-02	0.25-1.3	0.83	143-566	268
2M4NP	4.2E-03	1.2-7.6	5.1	5.2-42	15
3M4NP	4.2E-03	1.2-7.6	5.1	1.9-20	5.8
DMNP	5.3E-04	99-100	100	0.000-0.007	0.002
4NC	3.4E-05	67-91	85	0.06-0.79	0.27
3M6NC	3.1E-06	95-99	98	0.000-0.003	0.001
3M5NC	3.1E-06	95-99	99	0.002-0.017	0.007
4M5NC	3.1E-06	95-99	98	0.001-0.028	0.009

Note: a. P_v values were estimated by UManSysProp using approaches outlined in section 2.4.

Table S2 Concentration of nitroaromatic compounds in this and previous studies

sites	sampling period	concentrations (ng/m ³)									references
		4NP (NP)	3M4NP	2M4NP	2,6D4NP (DMNP)	4NC (NC)	4M5NC	3M6NC	3M5NC	Total	
TROPOS, Germany	Jan-Feb, 2014	7.09	2.6	3.64	0.65					13.98	(Teich et al., 2017)
Melpitz, Germany	Jan-Feb, 2014	4.09	2.44	3.64	0.91					11.08	(Teich et al., 2017)
Maniz, Germany	May, 2006-June, 2007	2.48				6.4				8.88	(Zhang et al., 2010)
Melpitz, Germany	Jul, 2014	0.06	0.03	0.04	n.d.					0.13	(Teich et al., 2017)
Seiffen, Saxony, Germany	Oct, 2007-Mar, 2008						2	2.9	0.37	5.27	(Iinuma et al., 2010)
Detling, UK	Jan-Feb, 2012	0.02	5			2.5	8.2				(Mohr et al., 2013)
Ljubljana, Slovenia	Dec, 2010-Jan, 2011	1.8	0.61	0.75		75	29	6.2	34	147.36	(Kitanovski et al., 2012)
Ljubljana, Slovenia	Aug, 2010	0.15	<0.03	0.05		0.24	0.06	<0.03	0.01	0.57	(Kitanovski et al., 2012)
Rome, Italy	Feb- Apr, 2003	17.8	7.8		5.9					31.50	(Cecinato et al., 2005)
Hamme, Flanders, Belgium	Spring , 2010	0.51			0.83	1.37	1.07			3.78	(Kahnt et al., 2013)
	Summer, 2010	0.29			0.87	0.23	0.77			2.16	
	Autumn, 2010	0.91			3.4	4.7	3.7			12.71	
	Winter, 2010	1.19			5.5	11.6	13.9			32.19	
Los Angeles	May-June, 2010		1.24		0.92	1.67	0.36			4.19	(Zhang et al., 2013)
Hong Kong	Winter, 2009-2012	1.92	0.17	1.20	0.05	4.67	1.28	0.27	2.10	11.63	(Chow et al., 2016)
	Spring, 2009-2012	0.68	0.06	0.39	0.01	0.92	0.17	0.10	0.24	2.57	
	Summer, 2009-2012	0.32	0.02	0.20	0.01	0.82	0.17	0.07	0.37	1.99	
	Autumn, 2009-2012	1.06	0.06	0.58	0.01	2.66	0.58	0.15	1.15	6.26	
Xianghe, China	Jul-Aug, 2013	0.98	0.09	0.32	0.06					1.45	(Teich et al., 2017)
Wangdu, China	Jun, 2014	2.63	0.21	0.68	3.45					6.97	(Teich et al., 2017)
		5.9 ^a								5.90	(Wang et al., 2018)
Jinan, China	Nov. 2013- Jan, 2014	48.4 ^a								48.40	(Wang et al., 2018)
Jinan, China	Sep, 2014	9.8 ^a								9.80	(Wang et al., 2018)
Yucheng, China	June, 2014	5.7 ^a								5.70	(Wang et al., 2018)
Mt. Tai, China	July-Aug, 2014	2.5 ^a								2.50	(Wang et al., 2018)
Beijing, China	May-Jun, 2016	2.15	0.27	0.76	0.55	1.89	0.56	0.07	0.44	6.62	This study

Note: a: The identified NACs included 4-nitrophenol (4NP), 2-methyl-4-nitrophenol (2M4NP), 3-methyl-4-nitrophenol (3M4NP), 4-nitrocatechol (4NC), 4-methyl-5-nitrocatechol (4M5NC), 3-methyl-5-nitrocatechol (3M5NC), 3-methyl-6- nitrocatechol (3M6NC), 3-nitro-salicylic acid (3NSA), and 5-nitro-salicylic acid (5NSA).

Table S3 [Pearson](#) correlations between individual NAC species as well as their correlations with aerosol components, aerosol surface area, VOC precursors, oxidants, RH and temperature (n=38)

	total NACs	4NP	DMNP	2M4NP	3M4NP	4NC	3M6NC	3M5NC	4M5NC
total NACs	1.00								
4NP	0.88**	1.00							
DMNP	0.68**	0.72**	1.00						
2M4NP	0.85**	0.80**	0.88**	1.00					
3M4NP	0.63**	0.56**	0.70**	0.59**	1.00				
4NC	0.92**	0.69**	0.42**	0.71**	0.41**	1.00			
3M6NC	0.58**	0.53**	0.13	0.34*	0.14	0.58**	1.00		
3M5NC	0.76**	0.54**	0.23	0.37*	0.45**	0.80**	0.59**	1.00	
4M5NC	0.52**	0.24	(0.08)	0.05	0.34**	0.60**	0.49**	0.84**	1.00
OM	0.62**	0.62**	0.11	0.38*	0.17	0.65**	0.49**	0.57**	0.46**
EC	0.39**	0.29	(0.21)	(0.01)	0.21	0.46**	0.39**	0.64**	0.74**
K ⁺	0.49**	0.39**	0.12	0.24	0.25	0.50**	0.43**	0.64**	0.53**
SO ₄ ²⁻	0.45**	0.36*	0.02	0.18	0.04	0.52**	0.51**	0.59**	0.47**
benzene	0.64**	0.57**	0.23	0.39**	0.23	0.68**	0.34*	0.67**	0.48**
toluene	0.70**	0.58**	0.18	0.39**	0.23	0.76**	0.46**	0.74**	0.63**
acetonitrile	0.61**	0.56**	0.20	0.38**	0.15	0.63**	0.41**	0.59**	0.46**
NO ₂	0.33*	0.16	(0.17)	(0.02)	0.21	0.42**	0.26	0.55**	0.75**
O ₃	0.34*	0.43**	0.37*	0.49**	(0.19)	0.32*	0.17	0.11*	(0.31)*
aerosol surface area	0.60**	0.49**	0.11	0.33*	0.05	0.69**	0.50**	0.70**	0.53**
RH	0.13	(0.06)	(0.21)	(0.15)	0.27	0.20	0.16	0.39**	0.59**
Temperature	0.21	0.38**	0.30*	0.40**	(0.32)*	0.17	0.16	(0.12)	(0.45)**

**significant correlation at the 0.01 level

* significant correlation at the 0.05 level

Data in bold indicates relatively higher correlation coefficients in each row.

Red data in parentheses represent negative values.

Table S4 [Pearson](#) correlations between individual NAC species as well as their correlations with aerosol components, aerosol surface area, VOC precursors, oxidants, RH and temperature during daytime and nighttime, respectively (n=19)

Daytime									
	total NACs	4NP	DMNP	2M4NP	3M4NP	4NC	3M6NC	3M5NC	4M5NC
total NACs	1.00								
4NP	0.90	1.00							
DMNP	0.79	0.84	1.00						
2M4NP	0.96	0.84	0.86	1.00					
3M4NP	0.80	0.87	0.94	0.82	1.00				
4NC	0.92	0.68	0.51	0.84	0.54	1.00			
3M6NC	0.58	0.48	0.26	0.50	0.25	0.60	1.00		
3M5NC	0.83	0.72	0.49	0.67	0.54	0.85	0.63	1.00	
4M5NC	0.85	0.64	0.41	0.75	0.49	0.92	0.68	0.85	1.00
OM	0.69	0.63	0.32	0.57	0.35	0.69	0.55	0.73	0.80
K ⁺	0.47	0.46	0.21	0.34	0.35	0.44	0.41	0.61	0.62
SO ₄ ²⁻	0.40	0.32	0.07	0.23	0.09	0.49	0.25	0.64	0.51
benzene	0.75	0.68	0.50	0.62	0.51	0.72	0.46	0.89	0.75
toluene	0.81	0.71	0.51	0.71	0.52	0.80	0.55	0.89	0.82
acetonitrile	0.74	0.56	0.32	0.48	0.31	0.58	0.43	0.77	0.64
NO ₂	0.77	0.63	0.48	0.74	0.47	0.75	0.57	0.73	0.85
O ₃	0.38	0.35	0.03	0.21	(0.01)	0.47	0.39	0.62	0.43
aerosol									
surface area	0.57	0.46	0.19	0.42	0.20	0.65	0.50	0.79	0.73
RH	0.30	0.15	0.10	0.24	0.11	0.36	0.21	0.47	0.55
J (O ¹ D)	(0.72)	(0.56)	(0.63)	(0.76)	(0.67)	(0.68)	(0.14)	(0.49)	(0.60)
Temperature	0.10	0.17	(0.11)	0.01	(0.16)	0.17	0.25	0.10	0.01

Nighttime									
	total NACs	4NP	DMNP	2M4NP	3M4NP	4NC	3M6NC	3M5NC	4M5NC
total NACs	1.00								
4NP	0.83	1.00							
DMNP	0.23	(0.12)	1.00						
2M4NP	0.75	0.65	0.58	1.00					
3M4NP	0.27	0.01	0.60	0.46	1.00				
4NC	0.97	0.79	0.12	0.65	0.11	1.00			
3M6NC	0.70	0.70	(0.15)	0.40	0.07	0.68	1.00		
3M5NC	0.91	0.59	0.24	0.53	0.34	0.88	0.63	1.00	
4M5NC	0.92	0.59	0.34	0.58	0.37	0.88	0.62	0.98	1.00
OM	0.64	0.79	(0.31)	0.50	(0.09)	0.67	0.48	0.43	0.41
K ⁺	0.66	0.46	0.12	0.57	0.18	0.67	0.44	0.68	0.61
SO ₄ ²⁻	0.66	0.58	0.05	0.60	(0.02)	0.68	0.65	0.56	0.53
benzene	0.64	0.65	(0.04)	0.57	(0.20)	0.72	0.29	0.46	0.42
toluene	0.79	0.76	(0.01)	0.65	(0.16)	0.86	0.45	0.60	0.58
acetonitrile	0.72	0.71	0.01	0.63	(0.18)	0.77	0.44	0.56	0.54
NO ₂	0.60	0.56	(0.00)	0.44	(0.05)	0.61	0.37	0.52	0.55
O ₃	0.03	0.11	(0.19)	0.11	(0.65)	0.14	(0.04)	(0.05)	(0.11)
aerosol									
surface area	0.76	0.68	0.02	0.63	(0.17)	0.82	0.52	0.62	0.59
RH	0.46	0.37	0.59	0.77	0.62	0.33	0.34	0.31	0.34
Temperature	0.02	0.23	(0.61)	(0.17)	(0.84)	0.17	0.09	(0.06)	(0.12)

Red data in parentheses represent negtive values.

References

- Cecinato, A., Di Palo, V., Pomata, D., Tomasi Sciano, M. C., and Possanzini, M.: Measurement of phase-distributed nitrophenols in Rome ambient air, *Chemosphere*, 59, 679-683, 10.1016/j.chemosphere.2004.10.045, 2005.
- Chow, K. S., Huang, X. H. H., and Yu, J. Z.: Quantification of nitroaromatic compounds in atmospheric fine particulate matter in Hong Kong over 3 years: field measurement evidence for secondary formation derived from biomass burning emissions, *Environ. Chem.*, 13, 665-673, 10.1071/en15174, 2016.
- Iinuma, Y., Boge, O., Grafe, R., and Herrmann, H.: Methyl-nitrocatechols: atmospheric tracer compounds for biomass burning secondary organic aerosols, *Environ. Sci. Technol.*, 44, 8453-8459, 10.1021/es102938a, 2010.
- Kahnt, A., Behrouzi, S., Vermeulen, R., Safi Shalamzari, M., Vercauteren, J., Roekens, E., Claeys, M., and Maenhaut, W.: One-year study of nitro-organic compounds and their relation to wood burning in PM₁₀ aerosol from a rural site in Belgium, *Atmos. Environ.*, 81, 561-568, 10.1016/j.atmosenv.2013.09.041, 2013.
- Kitanovski, Z., Grgic, I., Vermeulen, R., Claeys, M., and Maenhaut, W.: Liquid chromatography tandem mass spectrometry method for characterization of monoaromatic nitro-compounds in atmospheric particulate matter, *J. Chromatogr., A*, 1268, 35-43, 10.1016/j.chroma.2012.10.021, 2012.
- Mohr, C., Lopez-Hilfiker, F. D., Zotter, P., Prevot, A. S., Xu, L., Ng, N. L., Herndon, S. C., Williams, L. R., Franklin, J. P., Zahniser, M. S., Worsnop, D. R., Knighton, W. B., Aiken, A. C., Gorkowski, K. J., Dubey, M. K., Allan, J. D., and Thornton, J. A.: Contribution of nitrated phenols to wood burning brown carbon light absorption in Detling, United Kingdom during winter time, *Environ. Sci. Technol.*, 47, 6316-6324, 10.1021/es400683v, 2013.
- Teich, M., van Pinxteren, D., Wang, M., Kecorius, S., Wang, Z., Müller, T., Močnik, G., and Herrmann, H.: Contributions of nitrated aromatic compounds to the light absorption of water-soluble and particulate brown carbon in different atmospheric environments in Germany and China, *Atmos. Chem. Phys.*, 17, 1653-1672, 10.5194/acp-17-1653-2017, 2017.
- Wang, L., Wang, X., Gu, R., Wang, H., Yao, L., Wen, L., Zhu, F., Wang, W., Xue, L., Yang, L., Lu, K., Chen, J., Wang, T., Zhang, Y., and Wang, W.: Observations of fine particulate nitrated phenols in four sites in northern China: concentrations, source apportionment, and secondary formation, *Atmos. Chem. Phys.*, 18, 4349-4359, 10.5194/acp-18-4349-2018, 2018.
- Zhang, X., Lin, Y. H., Surratt, J. D., and Weber, R. J.: Sources, composition and absorption Angstrom exponent of light-absorbing organic components in aerosol extracts from the Los Angeles Basin, *Environ. Sci. Technol.*, 47, 3685-3693, 10.1021/es305047b, 2013.
- Zhang, Y. Y., Müller, L., Winterhalter, R., Moortgat, G. K., Hoffmann, T., and Pöschl, U.: Seasonal cycle and temperature dependence of pinene oxidation products, dicarboxylic acids and nitrophenols in fine and coarse air particulate matter, *Atmos. Chem. Phys.*, 10, 7859-7873, 10.5194/acp-10-7859-2010, 2010.