

1 **Cryosphere: a kingdom of anomalies and diversity**

2 Vladimir Melnikov^{1,4,5,6}, Viktor Gennadinik¹, Markku Kulmala^{1,2}, Hanna K. Lappalainen^{1,2,3}, Tuukka Petäjä^{1,2} and

3 Sergej Zilitinkevich^{1,2,3}

4 1 Tyumen State University, Russia

5 2 Institute for Atmospheric and Earth System Research, University of Helsinki, Finland

6 3 Finnish Meteorological Institute, Helsinki, Finland

7 4 Earth Cryosphere Institute SB RAS, Tyumen, Russia

8 5 Industrial University of Tyumen, Russia

9 6 Tyumen Scientific Center SB RAS, Tyumen, Russia

10 *Correspondence to:* Hanna K. Lappalainen (hanna.k.lappalainen@helsinki.fi)

11 **Abstract.** The cryosphere of the Earth overlaps with the atmosphere, hydrosphere and lithosphere over vast areas
12 with temperatures below zero C and pronounced H₂O phase changes. In spite of its strong variability in space and
13 time, the cryosphere plays the role of a global thermostat keeping the thermal regime on the Earth within rather
14 narrow limits affording continuation of the conditions needed for the maintenance of life. Objects and processes
15 related to cryosphere are very diverse due to the following basic reasons: anomalous thermodynamic and
16 electromagnetic properties of H₂O, intermediate intensity of hydrogen bonds, and very wide spread of cryogenic
17 systems all over the Earth. These features yet attract insufficient attention of research communities. Cryology is
18 usually understood as a descriptive discipline within physical geography basically limited to glaciology and
19 permafrost research. We emphasize its broad interdisciplinary landscape involving physical, chemical and
20 biological phenomena related to the H₂O phase transitions and various forms of ice. This paper aims to attract

21 attention of readers to crucial importance of cryogenic anomalies which make the Earth atmosphere and the entire
22 Earth system very specific, if not unique, objects in the universe.

23 **1. Introduction**

24 Nowadays the Earth system is facing the so-called “Grand Challenges”. The rapidly growing population needs
25 fresh air and water, more food and more energy. Herewith, the humankind suffers from the climate change,
26 deterioration of the air, water and soils, deforestation, acidification of ocean waters and the biodiversity losses. The
27 Grand Challenges are threatening the security of the upcoming societies. As stated in the Earth System Manifesto,
28 the humankind has only a 40-year window to avoid the Earth system collapse
29 (https://www.atm.helsinki.fi/peex/images/manifesti_peex_ru_hub2.pdf).

30 Especially strong environmental changes are observed and, moreover, are expected to go on during the next decades
31 in the North Eurasia and Arctic Ocean (IPCC, 2014). The rate of the changes in the Arctic Region is higher than
32 elsewhere in the world (Smith et al., 2015; IPCC, 2013). Furthermore, the threats from climate change and
33 deterioration of the environment are redoubled by the restricted natural resources, unrestrained migration
34 tendencies, and uncertainties in political and socio-economic developments (Smith, 2010).

35 The totality of environmental problems in their relation to human activities in North Eurasia (the area extended
36 north of 45° N, including the Arctic Ocean and between the Atlantic and Pacific Oceans in latitude) is addressed in
37 the recently launched international program “Pan-Eurasian Experiment” (PEEX) aimed at responding to the Grand
38 Challenges faced by the European countries, Russia and China (Lappalainen et al., 2014; Kulmala et al., 2015).
39 The PEEX Science Plan (Lappalainen et al., 2016) focuses on the Polar and Arctic regions and, specifically, on the
40 cryosphere in the context of modern challenges of the North-Eurasian environment.

41 Historically, the cryosphere research has been developing in frames of physical geography, with the major focus
42 on glaciology and permafrost research. The present paper attracts attention of the broad geoscience community of

43 physicists, chemists, biologists and, prospectively, astrophysicists to topical problems related to ice, snow and cold
44 in a wider interdisciplinary context, beyond the present conventional understanding (see above).

45 **2. Cryosphere and cryogenic anomalies**

46 Cold regions and natural phenomena related to cold are often described with terms enclosing the prefix *cryo* that
47 means *cold*. The totality of phenomena on the Earth related to or linked with snow, ice or ice-like products (such
48 as gas hydrates) comprises the Earth's cryosphere – a complex synergic system with self-organized constituents
49 which maintains the heat and mass exchange with the environment and spreads over the atmosphere, the
50 hydrosphere, the lithosphere and the biosphere (Melnikov and Gennadinik, 2011).

51 The large extent of cryogenic objects, their variability in space and time, as well as the discontinuity of the
52 cryosphere, have inspired development of special management technologies. Such technologies, taking into
53 account the stabilizing and bio-protective effects of ice, rooted in specific properties of ice, have become applicable
54 to the areas outside the high-latitude and low temperature regions (Melnikov et al., 2010).

55 Recent investigations of the cryosphere have yielded discovery and scientific description of a number of unique
56 natural objects and phenomena called “cryogenic anomalies”. Below we consider examples of recently investigated
57 cryogenic anomalies, tentatively divided into six groups: ice structure, glaciation, ocean, atmospheric ice and water,
58 biota and cold, and rates of processes.

59 **3. Ice structure**

60 Being a compositionally simple material, ice possesses diverse anomalous properties. It can exist in seventeen
61 phase states, out of which eleven states are clearly expressed. This diversity shows up in physicochemical and
62 biological processes, and in the types of precipitation: one type for rain, eight types for snow, and two mixed water-
63 ice types (Eisenberg and Kauzman, 1975). There are paradoxically different properties brought together in ice: it

64 is at the same time elastic and plastic, crystalline and amorphous, semiconducting and dielectric, lighter than water
65 but harder than steel (Maeno, 1988). With its crystals built uniquely by hydrogen bonds, ice provides a standard
66 for estimating these bonds. The complexity of the ice structure and its non-equilibrium phase transitions are
67 sufficient for self-organizing synergetic behavior and formation of stable macroscopic objects, like the classical
68 snowflakes or drop clusters in atmospheric clouds (Shavlov et al., 2011).

69 **4. Glaciation**

70 Glaciation is the most impressive cryogenic phenomenon on the Earth. Currently ice covers more than 10% of the
71 Earth's surface, but the area of glaciation was much larger in some periods of the Earth's history. Traces of early
72 Proterozoic glaciations (Huron, about 2300 myr ago) are found on all modern continents, which is evidence of
73 global glaciation, even taking into account the drift of continents. About 300 myr ago a large part of Gondwana
74 was covered by ice (The Winters, 1979).

75 The exact cause of glaciations remains debatable but their cyclic nature is beyond doubt. The complex pattern of
76 glacial cycles cannot be explained uniquely by orbital forcing of eccentricity, obliquity, and precession that change
77 in Milankovitch cycles (Milanković, M., 1939), but correlates also with global geological events.

78 Glaciation obviously reduces the area of rocks exposed to wind erosion and causes progressive CO₂ increase by
79 more active respiration of bacteria, which recycle dead organics at less active photosynthesis. This, in turn,
80 enhances the greenhouse effect of the atmosphere and thus increases the temperature. Due to this negative feedback,
81 oscillations in the cryosphere correlate with phases of global greenhouse-gas and temperature cycles. There is also
82 a positive feedback that controls ice waxing and waning (Le Hir et al., 2008). In particular, the increasing albedo
83 may have been responsible for the strongest glaciation about 800 myr ago, the so called Snowball Earth (Kirschvink
84 et al., 1997). The observed recent shrinking of areas covered by glaciers is often attributed to anthropogenic impacts

85 which became a real geological force in the 20th century (Vernadsky V.I., 1965). The true extent of this effect will
86 be clear in the near future.

87 The very existence of ice sheets changes the composition and physical properties of the lithosphere, the
88 hydrosphere, and the atmosphere. Moving ice transports great amounts of material and, at the same time, preserves
89 the entrained objects. During glaciations, crust becomes denser; volcanism increases; ice sheets extended to the
90 troposphere change the atmospheric composition and circulation; sea level falls and climate changes. After the ice
91 retreat the formerly frozen territories experience isostatic rebound and terrain smoothing, changes in landscapes,
92 such as formation of rivers and lakes, and changes in biota, such as species composition.

93 **5. Permafrost**

94 Formation of permafrost is the principal consequence of glaciation. Remnants of permafrost that formed during the
95 last glacial event currently cover large territories. The stability of permafrost is one of the greatest challenges, first
96 of all for Russia, where it occupies 65% of the territory, but also for the global climate-biosphere system, because
97 of strong links between the permafrost and boreal forests, tundra, peatlands, rivers and other water reservoirs.
98 Objects and phenomena associated with permafrost to a large extent determine the sustainability of the Siberian
99 climate-biosphere system (taiga) and the conditions of land use and life of the population. The ice barriers
100 dramatically change natural flows of water and material in mid latitudes, change hydrological regimes and create
101 traps for gases. The methane traps cause jet degassing of hydrocarbons (Melnikov et al., 1997) which, in turn, can
102 lead to cooling of rocks, formation of gas hydrates, accumulation of large amounts of methane, and to the methane
103 explosions. The latter cause significant changes in both underwater and land topography (see Figure 2).
104 On the land, such explosions may produce giant craters which subsequently transform into lakes (see Figure 3).
105 Tracking such processes over large areas in real time with proper resolution in space, as well as the early warning
106 of expected gas explosions, are important tasks envisaged in the PEEEX Science Plan (Lappalainen et al., 2016).

107 Permafrost leaves imprints in the gravity field, as in the case of the Hudson Bay, where the gravity field is lower
108 than elsewhere at this latitude (Tamisiea et al., 2007), possibly, as a consequence of the North American glaciation.
109 About 75,000 years ago the ice (3.7 km thick in the Hudson Bay area) covered most of the present northern US and
110 Canada, which has left a large depression. On the contrary, the gravity field over the 1 km thick permafrost (such
111 as in East Siberia) can reach 50 mGal. On the geological time scale, this field can influence the homeostasis of
112 living organisms and their speciation.

113 **6. Ocean**

114 Oceanic ice is a major control of the global climate as it screens heat and mass transfer in both vertical (across the
115 air-water interface) and horizontal directions. Warm currents, such as that of North Atlantic, move mainly along
116 the ocean surface due to thermal expansion of warm water. Glaciers on the way of warm currents can melt rapidly
117 because the ice not necessarily should reach the seafloor to stop them but can be only commensurate with the
118 surface water layer.

119 Another great challenge addressed in the PEEEX Science Plan is the ongoing change in the Arctic Ocean ice cover,
120 showing increasingly larger and longer-exposed ice-free areas (Hayes et al., 2014; Schaefer et al., 2014; Döscher
121 et al., 2014). This tendency is favorable for exploring and transportation of the Northern Siberian oil and gas
122 comprising about 25% of their total world resources (Yenikeyeff and Krysiak, 2007).

123 **7. Atmospheric ice and water**

124 Ice has very high heat capacity, specific heat of melting, and dielectric constant. The phase transition forms shields
125 of different types and scales from the gas hydrates stored in permafrost to the ice sheets that cover the entire
126 Antarctic continent and affect the global climate and evolution of life. In the global Earth system, the cryosphere

127 acts as the temperature stabilizer due to exceptional thermal inertia of ice and water occupying a great part of the
128 Earth's surface.

129 The Earth's atmosphere contains a large amount of water in the form of vapor, liquid and ice which influences the
130 planetary heat budget. Moreover, the atmosphere acts as a "thermal shield" aggregating the water molecules into
131 ice particles and thus holding back on the Earth the water, vital for the maintenance of life. The phase transitions
132 of atmospheric ice produce diverse sudden effects and various precipitation types: rain, ice, drizzle, moist snow,
133 snow, sleet, or hail. In the dry troposphere, the air cools down adiabatically at 0.98° C per 100 m. Hence,
134 condensation of originally nearly saturated water vapor starts already at a few hundred meters above the surface.
135 Along with sublimation, this leads to the heat release, which affects temperature profiles and other properties of
136 the atmosphere. Generally, condensation of pure water vapor starts at 400 - 00% supersaturation (e.g. Pruppacher
137 and Klett, 1997). However, condensation in the real atmosphere starts shortly after relative humidity exceeds 100%
138 due to the presence of solid or liquid aerosol particles acting as condensation nuclei, or even below 100% in some
139 cases (Kulmala et al., 1997). Similarly, ice nucleation is initiated upon nuclei like dust particles, biological particles
140 etc., including anthropogenic aerosol particles (e.g. Hoose and Möhler, 2010, Atkinson et al. 2013). Thus, the air
141 pollution facilitates formation of ice crystals and cloud droplets, and therefore affects the air temperature and
142 precipitation processes and its spatiotemporal variability (Rosenfeld et al. 2014). The aerosol-cloud-climate
143 interactions (see e.g. Kulmala et al., 2011), as well as air pollution-weather-climate interactions (Ding et al. 2016,
144 Petäjä et al., 2016) have been and are under rigorous investigations.

145 **8. Biota and cold**

146 A number of facts in the evolution biology would be unexplainable without cryosphere. Contrary to the common
147 thinking, the existence of life is consistent with negative temperatures. For example, photosynthesis is quite
148 possible at temperatures below 0oC (Kramer P.J., Kozłowski T.T., 1960). For billions of years, the cryosphere

149 assured the stability of environment required for development of life. The mean annual air temperatures on the
150 Earth were naturally maintained near the ice-water transition point. Ice, like water, possesses exceptional
151 thermostatic properties, and is thus a very strong stabilizer of the temperature regime, along with wide spread of
152 ice over the Earth's surface. The heat capacity of water (4.183 kJ/kg·K) is five times the mean heat capacity of soil,
153 and its volumetric heat capacity is 3300 times that of air. The high heat capacity of ice (2.06 kJ/kg·K) is comparable
154 with that of water, which makes the ice-snow-water system the Earth's largest storage of solar energy. The very
155 phase change point has additional (likewise abnormal) thermal stability: the specific heat of ice melting is five
156 times as high as in gold (332 against 66.2 kJ/kg) and is higher than, say, in mercury by a factor 28 (Melnikov and
157 Gennadinik, 2011).

158 Permafrost contains organic matter in the form of biogenic gases, products of biodegradation, or as ancient viable
159 bacteria. In Russia, the evidence of bacteria in permafrost was obtained in the latest 19th century, together with
160 finding of mammoths in Northern Siberia and during studies of soils in the Russian Far East. Novel information
161 about bacterial communities has been obtained from studies of Antarctic permafrost. Cyanobacteria, with their age
162 about 500 kyr, were discovered in the station "Vostok" ice cores at 3600 m depth (Water sampling, 2003).

163 Many microorganisms are stable against freezing and not only survive but even grow at negative temperatures.
164 More than 10% of water in organic tissues remains unfrozen at temperatures below -20°C. Many basic processes
165 in microbial, soil, geophysical, and cosmological systems are associated with cooling and ice-water phase changes.
166 Ribosome activity is often more successful at low temperatures, which may be the evidence that life could have
167 originated in cold conditions (Vlassov et al., 2005).

168 Life processes can remain active at below 0 ° C in capillaries and on ice surface in permafrost. Micro-organisms
169 can exist in media with low dimensionality (2 or less), such as liquid films and capillaries filled with super-cooled
170 water. The porous structure of the environment ensures the transport of nutrients and life wastes (Möhlmann,
171 D.T.F., 2009).

172 Even comparatively minor heating to 50-60°C leads to denaturation of proteins and can stop operation of a living
173 system, while freezing even to the near-absolute zero temperatures does not change the configuration of
174 biomolecules, so that the life functions can resume after thawing. Enzymes that regulate metabolism in organisms
175 show similar behavior (Dethier and Vilee, 2005).

176 It is still unclear how and why the metazoans originated about a billion years ago. The obviously required sufficient
177 amount of oxygen has been commonly explained by its gradual photosynthetic accumulation in the atmosphere.
178 However, origination of metazoans may have been due to the higher concentration of oxygen in cold water. The
179 origin of the skeletal organisms at the Proterozoic/Phanerozoic boundary was possibly favored by the calcium
180 carbonate release by organisms at the high oxygen availability. The oxygen enrichment in oceans at the
181 Vendian/Cambrian boundary may have resulted from glaciation, water cooling, hence, increasing gas solubility
182 and favorable water circulation patterns. Note that the first giant organisms have appeared precisely during this
183 cooling event. Furthermore, gigantism, associated with specific heat exchange, is known to be typical of polar
184 biota. Biotic and cooling events have been closely related all over the Phanerozoic. The major Jurassic and latest
185 Cretaceous extinctions occurred during the stages of cold climate (The Winters, 1979).

186 **9. Typical rates of processes**

187 Natural objects are characterized by their typical scales in time and space. The common sense suggests that
188 temporal and spatial scales change more or less similarly, which implies that typical change rates are not too
189 variable. However, this rule does not work for the cryosphere, which can be either accelerator or decelerator of
190 various processes (Melnikov et al., 2013). For instance, paleo-bacteria preserved under ice shields remain viable
191 for millions of years. Ice slow down biotic processes due to the following properties:

- 192 • low dielectric and magnetic susceptibility, which reduces electromagnetic fields;
- 193 • high stiffness, which resists mechanic impacts;

- 194 • low permeability, which decelerates mass transport;
- 195 • high heat capacity and anomalous specific heat of melting, which damp temperature variations.

196 Hence, interaction between an object and its environment in cryosphere is basically restricted to weak gravity
197 effects and very slow diffusion. The capability of ice to decelerate biological processes has practical uses: freezing
198 of organs or storage of seeds, not to mention the household refrigerators. Similar mechanisms protect the biota of
199 Antarctic paleo-lakes, such as Lake Vostok, hidden under kilometers-thick ice maintaining its sustainable thermal
200 regime (Thoma et al., 2008).

201 On the contrary, processes on the surface of ice or ice-bearing systems are often faster than usual due to formation
202 of electrolytes, chemical reactions, and accelerated transport. “Ice fingers of death” is an example of a very rapid
203 process with extremely high gradients of physical parameters in the vicinity of cryogenic objects. This phenomenon
204 (also known as brinicles, brine icicles or ice stalactites) develops in shallow water beneath the sea ice, mainly in
205 the southern high latitudes, in the form of slowly rotating jets of extremely cold and saline (and therefore heavy)
206 surface water sinking down to the ocean bottom (Martin, 1974). The point is that the formation of sea ice at very
207 low air temperatures is associated with the decomposition of calcium bicarbonate into CO_2 and CaCO_3 . Then CO_2
208 releases into the air, whereas slowly rotating jets of the cold dense surface water sinks down to the seafloor and
209 propagates downslope leaving frozen footprints with entrapped bottom-dwelling sea animals.

210 Cryogenic phenomena developing at various rates are presented in the log-log space/time coordinates in Fig. 4
211 showing extremely wide range of scales. Some objects, such as paleo-bacteria survived in ice over half a million
212 years or “ice fingers of death”, fall beyond the scope of any particular science. To emphasize their multidisciplinary
213 nature, these objects are marked by two colors indicating the relevant pairs of disciplines.

214 **10. Cryodiversity and its role in the Earth system**

215 The Earth's cryosphere spreads from the oceanic depths reaching ~5 km to the boundary between the atmosphere
216 and outer space (called Karman line) at ~100 kilometers above the sea level. The cryospheres of the Earth and other
217 planets with their satellites actually comprise the cryosphere of the Sun System with its radius ~100 au, where the
218 density of solar wind (radiated plasma) is high. Thus, the terrestrial cryosphere is an object among a diversity of
219 planets and other large objects in the Solar System, which differ in their distances to the Sun; rotation rates and
220 orbiting paths with the respective diurnal and annual cycles; chemical compositions; and presence or absence of
221 the atmospheres. Some planets of the Solar System and their satellites store great amounts of ice, much more than
222 the Earth, both in absolute values and relative to the mass of the respective celestial bodies. Recent extraterrestrial
223 missions have demonstrated impressive cryogenic processes and phenomena on various planets and satellites
224 (Komarov and Isaev, 2010).

225 **11. Cryogenic objects in the Solar system**

226 Historically, the Earth's cryosphere was investigated in the scope of exploration of the high-latitude or mountain
227 regions characterized by cold climate, large stocks of ice and snow, and strong thermal effects of the H₂O phase
228 transitions. Those investigations were basically performed in the conceptual framework of geographical disciplines,
229 such as glaciology or permafrost science. The first priority belonged to description, quantification and inventory of
230 phenomena, with comparatively little attention to concrete features of the background physical, chemical and
231 biological processes. Such approach, although motivated by immediate practical purposes, limits our knowledge
232 of the cryosphere basically to its present state and geological past.

233 In view of the ongoing climate change and massive anthropogenic deterioration of the environment, it becomes
234 critical to be able to predict the near future of the Earth's cryosphere in its capacity as the major stabilizer of the
235 Earth climate and environment. To this end, a leap is needed from the currently dominating descriptive approach

236 to the process-based approach unifying investigation of the totality of cryogenic phenomena from molecular to
237 planetary scales (see Figure 4) in an interdisciplinary science, *cryology*, armed with all necessary methods of
238 geosciences, physics, chemistry and biology.

239 **12. Concluding remarks**

240 Ice has very high heat capacity, specific heat of melting, and dielectric constant. The phase transition forms shields
241 of different types and scales from the gas hydrates stored in permafrost to the ice sheets that cover the entire
242 Antarctic continent and affect the global climate and evolution of life. In the global Earth system, the cryosphere
243 acts as the temperature stabilizer due to exceptional thermal inertia of ice and water occupying a great part of the
244 Earth's surface.

245 **13. Acknowledgements**

246 The authors acknowledge support from the Academy of Finland via the Center of Excellence in Atmospheric
247 Sciences and the project ABBA No. 280700 (2014-2017); the Nordforsk via CRAICC and CRAICC-PEEX
248 projects; and the Russian Science Foundation via projects No. 15-17-20009 (2015-2018) and No. 15-17-30009
249 (2015-2018). Constructive comments by Professor Veli-Matti Kerminen is specially appreciated.

250 **References**

251 Atkinson, J.D., Murray, B.J., Woodhouse, M.T., Whale, T.F., Baustian, K.J., Carslaw, K.S., Dobbie, S., O'Sullivan,
252 D. and Malkin, T.L. 2013: The importance of feldspar for ice nucleation by mineral dust in mixed phase clouds,
253 Nature, 498, 355-358.

254

255 Bogoyavlensky V., 2015: Gas Blowouts on the Yamal and Gydan Peninsulas. *GeoExPro* [London]. 12, No 5, 74-
256 78.
257

258 Dethier, C.A., Villet, V.G., 1971: *Biological Principles and Processes*. Saunders, Philadelphia, 1009 pp.
259

260 Ding, A.J., Huang, X., Nie, W., Sun, J.N., Kerminen, V.-M., Petäjä, T., Su, H., Cheng, Y.F., Yang, H.Q., Wang,
261 M.H., Chi, X.G., Wang, J.P., Virkkula, A., Guo, W.D., Yuan, J., Wang, S.Y., Zhang, R.J., Wu, Y.F., Song, Y.,
262 Zhu, T., Zilitinkevich, S., Kulmala, M. And Fu, C.B., 2016: Enhanced haze pollution by black carbon in megacities
263 in China, *Geophys. Res. Lett.* 10.1002/2016GL067745.
264

265 Döscher, R., Vihma, T., and Maksimovich, E., 2014: Recent advances in understanding the Arctic climate system
266 state and change from a sea ice perspective: a review, *Atmos. Chem. Phys.*, 14, 13571–13600, doi:10.5194/acp-
267 14-13571-2014.
268

269 Eisenberg D., Kauzman V., 1975: *Structure and properties of water*. Gidrometeoizdat, Leningrad, 280 pp.
270

271 Ershov, E.D. (Ed.), 1996: *Fundamentals of Geocryology. Part 2. Lithogenetic Cryology*. Moscow University Press,
272 Moscow.
273

274 Hayes, D.J., Kickligher, D.W., McGuire, A.D., Chen, M., Zhuang, Q., Yan, F., Melillo, J.M., and Wullschleger,
275 S.D., 2014: The impacts of recent permafrost thaw on land-atmosphere greenhouse gas exchange, *Environ. Res.*
276 *Lett.*, 9, 045005, doi:10.1088/1748-9326/9/4/045005.
277

278 Hoose, C. and Möhler, O., 2010: Heterogeneous ice nucleation on atmospheric aerosols: a review of results from
279 laboratory experiments, *Atmos. Chem. Phys.* 12, 9817-9854.

280

281 IPCC 2013: *Climate Change 2013: The Physical Science Basis*. Working Group I Contribution to the Fifth
282 Assessment Report of the Intergovernmental Panel on Climate Change, edited by: Stocker, T. F., Qin, D., Plattner,
283 G.-K., Tignor, M., Allen, S. K., Boschung, J., Nauels, A., Xia, Y., Bex, V., and Midgley, P. M., Cambridge
284 University Press, Cambridge, United Kingdom and New York, NY, USA.

285

286 IPCC 2014: *Climate Change 2014: Impacts, Adaptation, and Vulnerability. Part B: Regional Aspects*, Contribution
287 of Working Group II to the Fifth Assessment Report of the Intergovernmental Panel on Climate Change, edited by:
288 Barros, V. R., Field, C. B., Dokken, D. J., Mastrandrea, M. E., Mach, K. J., Bilir, T. E., Chatterjee, M., Ebi, K. L.,
289 Estrada, Y. O., Genova, R. C., Girma, B., Kissel, E. S., Levy, A. N., MacCracken, S., Mastrandrea, P. R., and
290 White, L. L., Cambridge University Press, Cambridge, United Kingdom and New York, NY, USA.

291

292 Kirschvink, J.L., Ripperdan, R.L., Evans, D.A., 1997: Evidence for a large-scale reorganization of Early Cambrian
293 continental masses by inertial interchange: true polar wander. *Science* 277, 541- 545.

294

295 Komarov, I.A., Isaev, V.S., 2010: *Cryology of Mars and other Solar system planets*. Scientific World, Moscow, 232
296 pp.

297

298 Kramer P.J., Kozlowski T.T., 1960: *Physiology of trees*. McGraw-Hill, 642 pp.

299

300 Kulmala, M., Laaksonen, A., Charlson, R.J. and Korhonen, P., 1997: Clouds without supersaturation, *Nature* 388,
301 336-337.

302

303 Kulmala, M., Asmi, A., Lappalainen, H.K., Baltensperger, U., Brenguier, J.-L., Facchini, M.C., Hansson, H.-C.,
304 Hov, Ø., O'Dowd, C.D., Pöschl, U., Wiedensohler, A., Boers, R., Boucher, O., de Leeuw, G., Denier van der Gon,
305 H.A.C., Feichter, J., Krejci, R., Laj, P., Lihavainen, H., Lohmann, U., McFiggans, G., Mentel, T., Pilinis, C.,
306 Riipinen, I., Schultz, M., Stohl, A., Swietlicki, E., Vignati, E., Alves, C., Amann, M., Ammann, M., Arabas, S.,
307 Artaxo, P., Baars, H., Beddows, D.C.S., Bergström, R., Beukes, J.P., Bilde, M., Burkhardt, J.F., Canonaco, F., Clegg,
308 S.L., Coe, H., Crumeyrolle, S., D'Anna, B., Decesari, S., Gilardoni, S., Fischer, M., Fjaéraa, A.M., Fountoukis, C.,
309 George, C., Gomes, L., Halloran, P., Hamburger, T., Harrison, R.M., Herrmann, H., Hoffmann, T., Hoose, C., Hu,
310 M., Hyvärinen, A., Hörrak, U., Iinuma, Y., Iversen, T., Josipovic, M., Kanakidou, M., Kiendler-Scharr, A.,
311 Kirkevåg, A., Kiss, G., Klimont, Z., Kolmonen, P., Komppula, M., Kristjánsson, J.-E., Laakso, L., Laaksonen, A.,
312 Labonnote, L., Lanz, V.A., Lehtinen, K.E.J., Rizzo, L.V., Makkonen, R., Manninen, H.E., McMeeking, G.,
313 Merikanto, J., Minikin, A., Mirme, S., Morgan, W.T., Nemitz, E., O'Donnell, D., Panwar, T.S., Pawlowska, H.,
314 Petzold, A., Pienaar, J.J., Pio, C., Plass-Duelmer, C., Prévôt, A.S.H., Pryor, S., Reddington, C.L., Roberts, G.,
315 Rosenfeld, D., Schwartz, J., Seland, Ø., Sellegri, K., Shen, X.J., Shiraiwa, M., Siebert, H., Sierau, B., Simpson, D.,
316 Sun, J.Y., Topping, D., Tunved, P., Vaattovaara, P., Vakkari, V., Veefkind, J.P., Visschedijk, A., Vuollekoski, H.,
317 Vuolo, R., Wehner, B., Wildt, J., Woodward, S., Worsnop, D.R., van Zadelhoff, G.-J., Zardini, A.A., Zhang, K.,
318 van Zyl, P.G., Kerminen, V.-M., Carslaw, K.S. and Pandis, S.N., 2011: General overview: European Integrated
319 project on Aerosol Cloud Climate and Air Quality interactions (EUCAARI) – integrating aerosol research from
320 nano to global scales, *Atmos. Chem. Phys.* 11, 13061-13143.

321

322 Kulmala, M., Lappalainen, H. K., Petäjä, T., Kurten, T., Kerminen, V.-M., Viisanen, Y., Hari, P., Sorvari, S., Bäck,
323 J., Bondur, V., Kasimov, N., Kotlyakov, V., Matvienko, G., Baklanov, A., Guo, H. D., Ding, A., Hansson, H.-C.,
324 and Zilitinkevich, S., 2015: Introduction: The Pan-Eurasian Experiment (PEEX) – multidisciplinary, multiscale
325 and multicomponent research and capacity-building initiative. *Atmos. Chem. Phys.*, 15, 13085-13096
326 (doi:10.5194/acp-15-13085-2015).

327

328 Lappalainen H., Petaja T., Kujansuu J., Kerminen V.-M., Shvidenko A., Bäck J., Vesala T., Vihma T., de Leeuw
329 G., Lauri A., Ruuskanen T., Lapshin V.B., Zaitseva N., Glezer O., Arshinov M., Spracklen D.V., Arnold S.R.,
330 Juhola S., Lihavainen H., Viisanen Y., Chubarova N., Chalov S., Filatov N., Skorokhod A., Elansky N., Dyukarev
331 E., Esau I., Hari P., Kotlyakov V., Kasimov N., Bondur V., Matvienko G., Baklanov A., Mareev E., Troitskaya Y.,
332 Ding A., Guo H., Zilitinkevich S., Kulmala M., 2014: Pan-Eurasian Experiment (PEEX) – A research initiative
333 meeting the grand challenges of the changing environment of the northern Pan-Eurasian Arctic-boreal areas.
334 *Geography, Environment and Sustainability* 7, No. 2, 13-48.

335

336 Lappalainen, H. K., Kerminen, V.-M., Petäjä, T., Kurten, T., Baklanov, A., Shvidenko, A., Bäck, J., Vihma, T.,
337 Alekseychik, P., Arnold, S., Arshinov, M., Asmi, E., Belan, B., Bobylev, L., Chalov, S., Cheng, Y., Chubarova,
338 N., de Leeuw, G., Ding, A., Dobrolyubov, S., Dubtsov, S., Dyukarev, E., Elansky, N., Eleftheriadis, K., Esau, I.,
339 Filatov, N., Flint, M., Fu, C., Glezer, O., Gliko, A., Heimann, M., Holtslag, A. A. M., Hörrak, U., Janhunen, J.,
340 Juhola, S., Järvi, L., Järvinen, H., Kanukhina, A., Konstantinov, P., Kotlyakov, V., Kieloaho, A.-J., Komarov, A.
341 S., Kujansuu, J., Kukkonen, I., Kyrö, E., Laaksonen, A., Laurila, T., Lihavainen, H., Lisitzin, A., Mahura, A.,
342 Makshtas, A., Mareev, E., Mazon, S., Matishov, D., Melnikov, V., Mikhailov, E., Moisseev, D., Nigmatulin, R.,
343 Noe, S. M., Ojala, A., Pihlatie, M., Popovicheva, O., Pumpanen, J., Regerand, T., Repina, I., Shcherbinin, A.,
344 Shevchenko, V., Sipilä, M., Skorokhod, A., Spracklen, D. V., Su, H., Subetto, D. A., Sun, J., Terzhevik, A. Y.,

345 Timofeyev, Y., Troitskaya, Y., Tynkkynen, V.-P., Kharuk, V. I., Zaytseva, N., Zhang, J., Viisanen, Y., Vesala, T.,
346 Hari, P., Hansson, H. C., Matvienko, G. G., Kasimov, N. S., Guo, H., Bondur, V., Zilitinkevich, S., and Kulmala,
347 M., 2016: Pan-Eurasian Experiment (PEEX): Towards holistic understanding of the feedbacks and interactions in
348 the land–atmosphere–ocean–society continuum in the Northern Eurasian region. *Atmos. Chem. Phys. Discuss.*,
349 doi:10.5194/acp-2016-186.

350

351 Leybman, M.O., Kizyakov, A.I., Streleckaya I.D., 2015: Yamal crater – new natural phenomenon of permafrost.
352 *Geology of seas and oceans. Articles XXI International Scientific Conference (School) on Marine Geology,*
353 *Moscow, November 16-20, 2015, volume 4, 273-277, GEOS, Moscow.*

354

355 Le Hir, G., Ramstein, G., Donnadieu, Y., Godderis, Y., 2008: Scenario for the evolution of atmospheric CO₂ during
356 a snowball Earth. *Geology* 36, 47-50.

357

358 Maeno, N., 1988: *The Science of Ice*. Mir, Moscow, 231 pp. (Russian Translation from Japanese).

359

360 Martin, S., 1974: Ice stalactites: comparison of a laminar flow theory with experiment. *J. Fluid Mechanics* 63, 51–
361 79.

362

363 Melnikov, V.P., Spesivcev V.I., Kulikov V.N., 1997: About jet degassing of hydrocarbons as a source of ice
364 growths on the shelf of the Pechora Sea. *Results from basic research on the Earth cryosphere in Arctic and*
365 *Subarctic*. Nauka, Novosibirsk, 259-269.

366

367 Melnikov, V.P., Nesterov A.N., Reshetnikov A.M., Istomin V.A., Kwon V.G., 2010: Stability and growth of gas
368 hydrates below the ice–hydrate–gas equilibrium line on the P–T phase diagram. *Chemical Engineering Science* 65,
369 906–914.

370

371 Melnikov, V.P., Gennadinik, V.B., 2011: Cryosophy: An outlook of the cold world. *Earth Cryosphere (Kriosfera*
372 *Zemli)* 15 (4), 3-7.

373

374 Melnikov, V.P., Gennadinik, V.B., Broushkov, A.V., 2013: Aspects of cryosophy: cryodiversity in nature. *Earth*
375 *Cryosphere (Kriosfera Zemli)* 17 (2), 3-11.

376

377 Milanković M., 1930. *Mathematische Klimalehre und astronomische Theorie der limaschwankungen*. In: Köppen,
378 W.; Geiger R. (Hrsg.): *Handbuch der Klimatologie*, Bd. 1: *Allgemeine Klimalehre*, Berlin: Borntraeger. Russian
379 Translation GONTI, Moscow, 1939.

380

381 Möhlmann, D.T.F., 2009: Are nanometric films of liquid undercooled interfacial water bio-relevant? *Cryobiology*,
382 58 256-261.

383

384 Petäjä, T., Järvi, L., Kerminen, V.-M., Ding, A., Sun, J., Nie, W., Kujansuu, J., Virkkula, A., Yang, X., Fu, C.,
385 Zilitinkevich, S. and Kulmala, M.: 2016 Enhanced air pollution via aerosol-boundary layer feedback in China, *Sci.*
386 *Rep.* 6, 18998, doi: 10.1038/srep18998.

387

388 Pruppacher, H. R. & Klett, J. D., 1997: Microphysics of clouds and precipitation, Kluwer, Dordrecht, 954
389 pp. Rosenfeld, D., Sherwood, S., Wood, R. and Donner, L. (2014) Climate effects of aerosol-cloud interactions,
390 Science 343, 379-380.

391

392 Schaefer, K., Lantuit, H., Romanovski, V. E., Schuur, E. A. G., and Witt, R., 2014: The impact of the permafrost
393 carbon feedback on global climate, Environ. Res. Lett., 9, 085003, doi:10.1088/1748-9326/9/8/085003.

394

395 Shavlov, A.V., Dzhumandzhi, V.A., Romanyuk, S.N., 2011: Formation of spatially ordered structures by water
396 drops in atmospheric clouds. Earth Cryosphere (Kriosfera Zemli) 15 (4), 52-55.

397

398 Smith, L., 2010: The New North: the World in 2050, Profile Books, London.

399

400 Smith, S. J., Edmonds, J., Harting, C. A., Mundra, A., and Calvin, K., 2015: Near-term acceleration in the rate of
401 temperature increase, Nature Climate Change, 5, 333–336.

402

403 Tamisiea, M.E., Mitrovica, J.X., Davis, J.L., 2007: GRACE gravity data constrain ancient ice geometries and
404 continental dynamics over Laurentia. Science 316, 881-883

405

406 The winters of the world. Earth under the Ice Ages., 1979, edited by: John, B.S., David and Charles, Newton Abbot
407 London North Pomfret (Vt), United Kingdom and New York, NY, USA.

408

409 Thoma, M., Mayer, C. and Grosfeld, K., 2008: Sensitivity of subglacial Lake Vostok's flow regime on
410 environmental parameters, *Earth and Planetary Science Letters*, 269 (1), pp. 242-247,
411 doi:10.1016/j.epsl.2008.02.023

412

413 Vernadsky V.I., 1965: *The chemical structure of the Earth's biosphere and its environment*, Moscow, 340 pp.

414

415 Vlassov, A.V., Johnston, B.H., Landweber, L.F., Kazakov, S.A., 2005: RNA catalysis in frozen solutions. *Doklady*
416 *Biochemistry and Biophysics* 402, 207-209.


417

418 Water sampling of the subglacial lake Vostok. Draft comprehensive environmental evaluation (revised). 2003. St-
419 Petersburg, Institute of Geoecology. Arctic and Antarctic Research Institute, Russian Antarctic Expedition, 67 pp.

420

421 Yenikeeff, S. M. and Krysiak, T. F., 2007: *The battle for next energy frontier: The Russian polar expedition and*
422 *the future of Arctic hydrocarbons*, Energy Comments, The Oxford Institute for Energy Studies, Oxford, United
423 Kingdom.


424



425

426 Figure 1: The Earth's cryosphere: from (a) the uppermost atmosphere, to (b) 5 km below Earth's surface, where

427 ice exists as hydrates at positive temperatures.



428

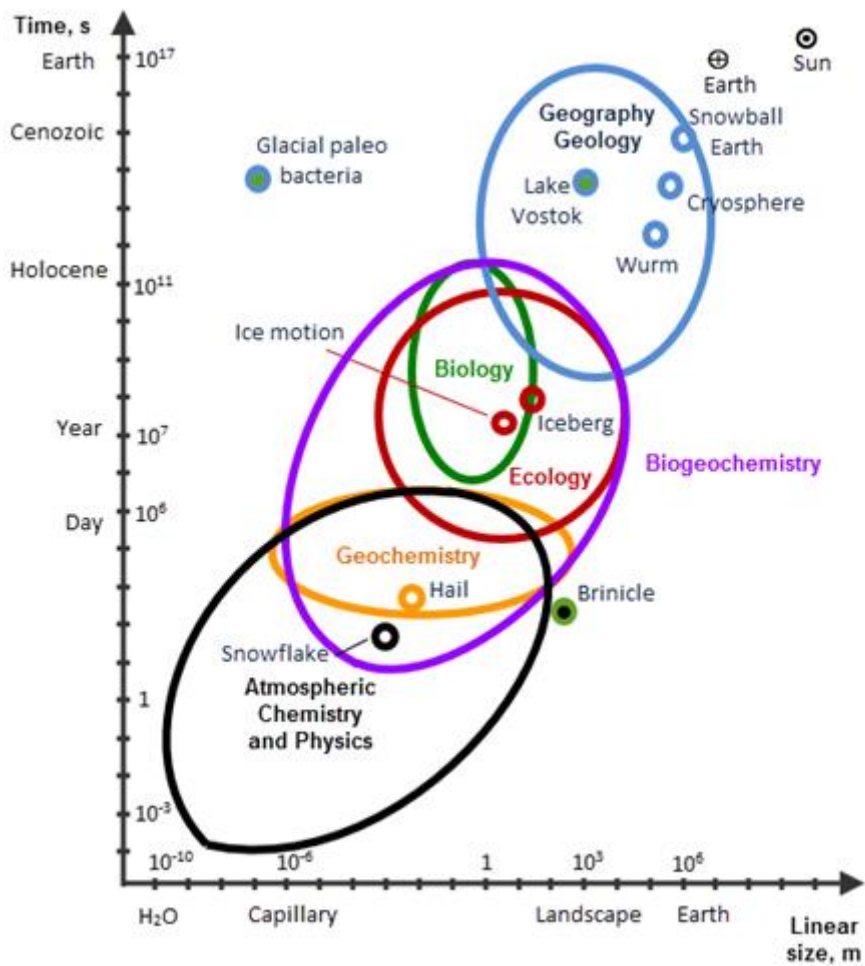
429 Figure 2: Photo of a lake on the Yamal Peninsula showing numerous craters from gas explosions on the lake bottom

430 (Bogoyavlensky, 2015).



431

432 Figure 3: New crater produced by gas explosion on the Yamal Peninsula in 2014 (Leybman et al., 2015; photograph
433 by Vladimir Pushkarev borrowed from “Siberian Times”).



434

435 Figure 4: Log-log space-time diagram of cryogenic phenomena of different nature. Large ellipses or circles with
 436 different colors identify various sciences. Small circles show various objects of the cryosphere. The Earth and the
 437 Sun are shown to illustrate the range of scales.