

1 **Impact of temperature dependence on the possible contribution of organics to new**  
2 **particle formation in the atmosphere**

3 Fangqun Yu<sup>1</sup>, Gan Luo<sup>1</sup>, Alexey B. Nadykto<sup>1, 2</sup>, and Jason Herb<sup>1</sup>

4

5

6 <sup>1</sup>Atmospheric Sciences Research Center, State University of New York, 251 Fuller Road,

7 Albany, New York 12203, USA

8 <sup>2</sup>Department of Applied Mathematics, Moscow State University of Technology “Stankin”,

9 Vadkovsky 1, Moscow, Russia

10

11

12

13 **Abstract.** Secondary particles formed via new particle formation (NPF) dominate cloud  
14 condensation nuclei (CCN) abundance in most parts of the troposphere and are important for  
15 aerosol indirect radiative forcing (IRF). Laboratory measurements have shown that certain  
16 organic compounds can significantly enhance binary nucleation of sulfuric acid and H<sub>2</sub>O.  
17 According to our recent study comparing particle size distributions measured in nine forest areas  
18 in North America with those predicted by a global size-resolved aerosol model, current H<sub>2</sub>SO<sub>4</sub>-  
19 Organics nucleation parameterizations appear to significantly over-predict NPF and particle  
20 number concentrations in summer. The lack of the temperature dependence in the current H<sub>2</sub>SO<sub>4</sub>-  
21 Organics nucleation parameterization has been suggested to be a possible reason for the observed  
22 over-prediction. In this work, H<sub>2</sub>SO<sub>4</sub>-Organics clustering thermodynamics from quantum-  
23 chemical studies has been employed to develop a scheme to incorporate temperature dependence  
24 into H<sub>2</sub>SO<sub>4</sub>-Organics nucleation parameterization. We show that temperature has a strong impact  
25 on H<sub>2</sub>SO<sub>4</sub>-Organics nucleation rates, and may reduce nucleation rate by ~ one order of  
26 magnitude per 10 K of the temperature increase. The particle number concentrations in summer  
27 over North America based on the revised scheme is a factor of more than two lower, in much  
28 better agreement with the observations. With the temperature-dependent H<sub>2</sub>SO<sub>4</sub>-Organics  
29 nucleation parameterization, the summer month CCN concentrations in the lower troposphere in  
30 the northern hemisphere are about 10-30% lower compared to the temperature independent one.  
31 This study highlights the importance of the temperature effect and its impacts on NPF in global  
32 modeling of aerosol number abundance.

33

34 **1. Introduction**

35 Atmospheric particles, through acting as cloud condensation nuclei (CCN), modify cloud  
36 properties and precipitation and thus, indirectly, affect the hydrological cycle and climate.  
37 Aerosol indirect radiative forcing (IRF) remains a major uncertainty in assessing climate change  
38 (IPCC, 2013). Secondary particles formed via nucleation dominate particle number  
39 concentrations in many parts of troposphere (Spracklen et al., 2008; Pierce and Adams, 2009; Yu  
40 and Luo, 2009), and global simulations indicate that nucleation schemes/parameterizations have  
41 a strong effect on the aerosol IRF estimations (Wang and Penner, 2009; Kazil et al., 2010; Yu et  
42 al., 2012). Different nucleation schemes, with nucleation rates depending on different variables,  
43 predict significantly different spatial patterns and seasonal variations of nucleation rates and  
44 CCN concentrations (Yu et al., 2010, 2015). Therefore, it is important to understand mechanisms  
45 of new particle formation (NPF) and the key parameters controlling the contribution of the NPF  
46 to CCN formation under wide range of varying atmospheric conditions and to validate their  
47 representation in regional and global climate models.

48 A number of laboratory chamber studies indicate that certain organic species can  
49 significantly enhance NPF (e.g., Zhang et al., 2004; Riccobono et al., 2014). This finding may  
50 have important implications for the interactions of anthropogenic and biogenic emissions and the  
51 associated climate forcing. To this regard, it is necessary to assess the ability of organics-  
52 enhanced nucleation to explain nucleation phenomena observed in the atmosphere and to  
53 determine the contribution of organics to atmospheric NPF and climate implications. In several  
54 laboratory studies, empirical parameterization of formation rate as a function of the  
55 concentrations of sulfuric acid and low-volatility highly oxidized organics has been derived  
56 (Metzger et al., 2010; Riccobono et al., 2014). One of the most important limitations of these

57 empirical parameterizations is that they were derived from the chamber measurements carried  
58 out under limited range of well-controlled conditions and, thus, reliably extrapolating these data  
59 to a wide range of atmospheric conditions remains a major issue. It should also be noted that  
60 empirical activation and kinetic nucleation formulas ( $J = k_1[\text{H}_2\text{SO}_4]$  or  $J = k_2[\text{H}_2\text{SO}_4]^2$ ) derived  
61 from limited field measurements (e.g., Riipinen et al., 2007; Kuang et al., 2008) also do not  
62 account for the impact of temperature variations on computed nucleation rates. Although these  
63 simple empirical temperature independent nucleation parameterizations have been widely used in  
64 global aerosol modeling and aerosol IRF studies (e.g., Spracklen et al., 2008; Wang and Penner,  
65 2009; Kazil et al., 2010; Scott et al., 2014; Westervelt et al., 2014; Lupascu et al., 2015), possible  
66 impacts of temperature variations were not considered in these studies.

67 In a recent study comparing particle size distributions measured in nine forest areas in North  
68 America with those predicted by a global size-resolved (sectional) aerosol model, Yu et al.  
69 (2015) showed that  $\text{H}_2\text{SO}_4$ -Organics nucleation parameterization of Riccobono et al. (2014)  
70 significantly over-predict NPF and particle number concentrations in summer (Yu et al., 2005).  
71 The lack of temperature dependence in the  $\text{H}_2\text{SO}_4$ -Organics nucleation parameterization has  
72 been suggested as a possible reason for the observed over-prediction. The main objectives of the  
73 present study are (1) to develop a scheme to incorporate temperature dependence into  $\text{H}_2\text{SO}_4$ -  
74 Organics nucleation parameterization, (2) to assess the ability of the modified parameterization  
75 in explaining the seasonal variations of NPF in NA, and (3) to study the global implications.

76

## 77 2. Methods

### 78 2.1. Organics-mediated nucleation parameterization with temperature dependence (Nucl-OrgT)

79 Based on the CLOUD chamber study of nucleation process involving sulfuric acid and  
80 organic compounds of relatively low volatility from the oxidation of pinanediol, Riccobono et al.  
81 (2014) derived the following organics-mediated nucleation parameterization (Nucl-Org),

$$82 \quad J_{\text{Nucl-Org}} = k_m \times [\text{H}_2\text{SO}_4]^2 \times [\text{BioOxOrg}] \quad (1)$$

83 where  $J_{\text{Nucl-Org}}$  is the formation rate ( $\# \text{ cm}^{-3} \text{ s}^{-1}$ ) of particles of  $\sim 1.7 \text{ nm}$ ,  $k_m$  is the fitting pre-factor  
84 with a value of  $3.27 \times 10^{-21} \text{ cm}^6 \text{ s}^{-1}$  (90% confidence interval:  $1.73 \times 10^{-21}$  to  $6.15 \times 10^{-21} \text{ cm}^6 \text{ s}^{-1}$ ),  
85  $[\text{H}_2\text{SO}_4]$  and  $[\text{BioOxOrg}]$  are the gas-phase concentrations ( $\# \text{ cm}^{-3}$ ) of  $\text{H}_2\text{SO}_4$  and biogenic  
86 oxidized organic (BioOxOrg) vapors, respectively. In the chamber study reported in Riccobono  
87 et al. (2014), BioOxOrg molecules are organic compounds of relatively low volatility from the  
88 oxidation of pinanediol (a first-generation oxidation product of  $\alpha$ -pinene) and represent later-  
89 generation oxidation products of biogenic monoterpenes.

90 The Nucl-Org parameterization given in Eq. 1, derived from laboratory chamber studies at  
91  $T=278 \text{ K}$  and  $\text{RH}=39\%$  (Riccobono et al., 2014), does not consider the possible effect of  
92 temperature on nucleation rate. According to the nucleation theory, nucleation rates are  
93 temperature-dependent unless nucleation is barrierless and limited by collision rates only.  
94 However, the value of the pre-factor  $k_m$  of  $3.27 \times 10^{-21} \text{ cm}^6 \text{ s}^{-1}$  is well below the three-body  
95 collision rate corresponding to the formation of a cluster containing two  $\text{H}_2\text{SO}_4$  and one  
96 BioOxOrg molecules. This indicates that nucleation in the CLOUD chamber under conditions  
97 reported in Riccobono et al. (2014) was not barrierless, and, thus, nucleation rates should be  
98 temperature-dependent.

99 Based on the classical homogeneous nucleation theory, the rate of nucleation ( $J$ ) can be  
100 generally written in the form

$$101 \quad J = C_1 \exp(-\Delta G/kT) \quad (2)$$

102 where  $\Delta G$  is the Gibbs free energy needed to form the critical cluster and  $C_1$  is the pre-factor.

103 With  $\Delta G = \Delta H - T \Delta S$ , where  $\Delta H$  and  $\Delta S$  are associated enthalpy and entropy change, we get

$$104 \quad J = C_1 \exp(-\Delta H/kT + \Delta S/k) = C_1 \exp(\Delta S/k) \exp(-\Delta H/kT) = C_2 \exp(-\Delta H/kT) \quad (3)$$

105 The temperature dependence of nucleation rate is dominated by the exponential term in Eq.

106 (3), although  $C_2$  may also weakly depend on temperature. Assuming that  $C_2$  is independent of

107 temperature and using  $J_{\text{Nucl-Org}}$  given in Eq. (1) as the nucleation rate at the reference temperature

108  $T_0=278$  K, we obtain

$$109 \quad J_{\text{Nucl-Org}T} = J_{\text{Nucl-Org}} f_T \quad (4)$$

$$110 \quad f_T = \exp\left[\frac{\Delta H}{k} \left(\frac{1}{T} - \frac{1}{T_0}\right)\right] \quad (5)$$

111 where  $f_T$  is the correction factor accounting for the temperature dependence.

112 One challenge here is to obtain enthalpy change ( $\Delta H$ ) associated with the critical cluster

113 formation because it is quite difficult to determine the chemical identities of BioOxOrg

114 molecules involved in atmospheric nucleation (Elm et al, 2014; Riccobono et al., 2014). As a

115 first order approximation, we use 2-Methyl-5-[(1S,2S,3R)-1,2,3,4-tetrahydroxybutyl]-3-furoic

116 acid, a select highly oxidized organic  $C_{10}H_{14}O_7$  compound, as a proxy for BioOxOrg molecules.

117 The stability of the cluster composed of two  $H_2SO_4$  and one  $C_{10}H_{14}O_7$  molecules has been

118 investigated using the Density Functional theory (DFT) at PW91PW91/6-311++G(3df,3pd) level.

119 The PW91PW91 is the most common density functional used in atmospheric studies that

120 predicts structure, vibrational spectrums, dipolar properties and thermodynamics of atmospheric

121 molecules and molecular clusters with high degree of confidence and its predictions, which have

122 been systematically validated against experimental and higher level ab initio Gibbs free energies,

123 are in a very good agreement with them for a number of atmospherically relevant molecules and

124 clusters (e.g. Herb et al., 2013, Elm et al., 2013, Nadykto et al., 2015; DePalma et al., 2015).  
125 Computations have been carried out using the Gaussian 09 suite of programs (Frish et al., 2009).

126 Figure 1 presents the equilibrium geometry of the most stable isomers of heteromolecular  
127 trimer composed of  $(C_{10}H_{14}O_7)(H_2SO_4)_2$  and Table 1 reports the corresponding the  
128 thermodynamic data associated the formation of this cluster. The computational methodology,  
129 benchmarks of Gibbs free energy changes and Cartesian geometries of global minima and local  
130 minima located within  $1 \text{ kcal mol}^{-1}$  of the global minima, along with interactions of  $C_{10}H_{14}O_7$   
131 and  $H_2SO_4$  with some base molecules, will be detailed in a separate manuscript. Here, as a first  
132 order of approximation, we use  $\Delta H$  value of  $-38.30 \text{ kcal mol}^{-1}$  to calculate the temperature-  
133 dependent factor  $f_T$  in Eq. (5). Figure 2 shows the calculated value of  $f_T$  as a function of T. It is  
134 clear from Fig. 2 that  $f_T$  decreases significantly as T increases, roughly one order of magnitude  
135 per 10 K. When  $T < 269 \text{ K}$ ,  $f_T$  becomes larger than 10 and increases with decreasing T.  $f_T$  is set  
136 to have a maximum value so that  $J_{\text{Nucl-OrgT}}$  does not exceed the 3-body kinetic collision rate for  
137 forming a cluster containing two  $H_2SO_4$  molecules and one BioOxOrg molecule, which depends  
138 on T as well as the mass and sizes of colliding molecules. At  $T=270 \text{ K}$ , the maximum value of  $f_T$   
139 is  $\sim 38$ . Compared to the original  $J_{\text{Nucl-Org}}$  parameterization of Riccobono et al. (2014) (Eq. 1)  
140 derived from laboratory chamber studies at  $T=278 \text{ K}$  and not taking into account the temperature  
141 dependence of nucleation rates (i.e.,  $f_T=1$ , dashed line in Fig. 2), the revised parameterization  
142  $J_{\text{Nucl-OrgT}} = f_T J_{\text{Nucl-Org}}$  predicts quite different nucleation rate in the atmosphere, especially in the  
143 summer season, when both T and VOC emissions are at peak values.

144 It should be noted that  $f_T$  shown in Fig. 2 is subject to large uncertainty because of the  
145 potential difference between the molecules involved in the nucleation and the proxy molecule  
146 shown in Figure 1. The thermodynamic data for the formation of  $(H_2SO_4)_2(\text{BioOxOrg})$  clusters is

147 quite limited. Elm et al. (2014) investigated the molecular interactions between the  $\alpha$ -pinene  
148 oxidation product pinic acid and sulfuric acid using computational methods and reported a  $\Delta H$   
149 value of -42.5 kcal/mol for the formation of  $(\text{H}_2\text{SO}_4)_2(\text{Pinic Acid})$ . More negative  $\Delta H$  implies  
150 stronger temperature dependence. The sensitivity of  $f_T$  values to  $\Delta H$  can be readily calculated  
151 from Eq. (4). For example, a fairly large uncertainty of 5 kcal mol<sup>-1</sup> in  $\Delta H$  leads to the  
152 uncertainty in  $f_T$  of a factor of  $\sim 1.4$  at  $T=288$  K, while the extremely large 20 kcal mol<sup>-1</sup>  
153 variation in  $\Delta H$  alters  $f_T$  at  $T=288$  K by a factor of  $\sim 3.5$ . The sensitivity of predicted nucleation  
154 rates and particle number concentrations to  $\Delta H$  values is presented in Section 3. Despite possible  
155 uncertainties in  $f_T$ , the temperature dependent  $J_{\text{Nucl-OrgT}}$  is likely to be more realistic than  $J_{\text{Nucl-Org}}$ ,  
156 in which the temperature dependence is neglected.

157

## 158 2.2. GEOS-Chem model and global simulations

159 This work represents a major global modeling attempt in studying the effect of temperature  
160 on organics-mediated nucleation in the atmosphere. This study is built upon the work reported in  
161 Yu et al. (2015) and, thus, we use the same global model (GEOS-Chem) and configurations as  
162 that described in Yu et al. (2015). GEOS-Chem is a global 3-D model of atmospheric  
163 composition driven by assimilated meteorological observations from the Goddard Earth  
164 Observing System (GEOS) of the NASA Global Modeling and Assimilation Office (GMAO)  
165 (e.g., Bey et al., 2001). More detailed information about GEOS-Chem and updates can be found  
166 at the model website (<http://geos-chem.org/>). The aerosol simulation is based on a size-resolved  
167 (sectional) advanced particle microphysics (APM) model incorporated into GESO-Chem by Yu  
168 and Luo (2009) and considers the successive oxidation aging of the oxidation products of various  
169 VOCs (Yu, 2011). In GEOS-Chem v8-03-02, on which this study and previous work (Yu et al.,



170 2015) are based, the concentration of highly oxidized low volatile secondary organic gas from  
171 the oxidation products of  $\alpha$ -pinenes (LV-SOG $_{\alpha}$ -pinene) is explicitly simulated and used in Eqs. (1)  
172 and (4) to calculate organics-mediated nucleation rates. The horizontal resolution of GEOS-  
173 Chem employed in this study is  $2^{\circ}\times 2.5^{\circ}$  and there are 47 vertical model layers (with 14 layers  
174 from surface to  $\sim 2$  km above the surface). Other relevant model configurations (including  
175 emission inventories and various schemes) can be found in Yu et al. (2015).

176 The main difference between the present study and the previous one reported by Yu et al.  
177 (2015) is that the present study employs the T-dependent Nucl-Org parameterization given in Eq.  
178 (4) instead of T-independent parameterization of Riccobono et al. (2014). In addition, study of  
179 Yu et al. (2015) focuses only on the NA region, while in this work, the discussion on organics-  
180 mediated nucleation is expanded to the whole globe.

181

### 182 **3. Results**

183 Figure 3 shows the effect of T-dependent correction factor on simulated global distributions  
184 of monthly mean (July, 2006) nucleation rates, particle number and CCN concentrations in the  
185 boundary layer (0-1 km above the surface). The high biogenic VOC emissions in the summer  
186 coupled with strong photochemistry lead to higher concentrations of LV-SOG $_{\alpha}$ -pinene or  
187 BioOxOrg (Yu et al., 2015) and hence, according to the parameterization of Riccobono et al.  
188 (2014) (i.e., Eq. 1), significant organics-mediated nucleation (Fig. 3a) and higher particle number  
189 concentrations (Figs. 3c and 3e). However, the high temperature in the summer substantially  
190 lower nucleation rates (Fig. 3b), and reduce the global monthly mean nucleation rate in the  
191 boundary layer from  $0.17 \text{ cm}^{-3}\text{s}^{-1}$  (Fig. 3a) to  $0.02 \text{ cm}^{-3}\text{s}^{-1}$ , with stronger effect in the northern

192 hemisphere (Fig. 3b). As a result, the global monthly mean CN10 and CCN0.4 in the boundary  
193 layer decrease by 40% and 30%, respectively.

194 A  $\Delta H$  value of  $-38.3 \text{ kcal mol}^{-1}$  was used in calculating  $J_{\text{Nucl-OrgT}}$  in Fig. 3b. The impact of  $\Delta H$   
195 values (from 0 to  $58.3 \text{ kcal mol}^{-1}$ ) on  $J_{\text{Nucl-OrgT}}$ , CN10 and CCN0.4 averaged in the boundary  
196 layer over the whole globe for the same summer month is presented in Figure 4. A zero value of  
197  $\Delta H$  corresponds to the case of no T-dependent correction (i.e.,  $J_{\text{Nucl-Org}}$ , Fig. 3a).  $J_{\text{Nucl-OrgT}}$ , CN10  
198 and CCN0.4 are more sensitive to  $\Delta H$  when  $\Delta H$  is small ( $< \sim 30 \text{ kcal mol}^{-1}$ ), with  $J_{\text{Nucl-OrgT}}$   
199 decreasing by a factor of 5, CN10 by 33% and CCN0.4 by 28% as  $\Delta H$  increases from 0 to  $28.3$   
200  $\text{kcal mol}^{-1}$ . Further increase of  $\Delta H$  from  $28.3$  to  $58.3 \text{ kcal mol}^{-1}$  reduces  $J_{\text{Nucl-OrgT}}$ , CN10 and  
201 CCN0.4 by 100%, 25%, and 10%, respectively. It can be seen from Figure 4 that the T-  
202 dependent correction, even with a smaller value of  $\Delta H$ , is important. On the other hand, the  
203 effect of potential uncertainty in  $\Delta H$  around the values derived from quantum calculation ( $\sim 40$   
204  $\text{kcal mol}^{-1}$ , see Section 2.1) is relatively weaker.

205 As we have pointed out earlier, the previous comparisons of simulated and observed particle  
206 size distributions measured in nine forest areas in North America (NA) (Yu et al., 2005) showed  
207 that  $J_{\text{Nucl-Org}}$  parameterization (Eq. 1) over-predicts condensation nuclei number concentrations in  
208 the size range of 10 and 100 nm ( $\text{CN}_{10-100}$ ) at these sites in summer by a factor of around two on  
209 average (Yu et al., 2005). To examine the extent, at which the revised parameterization  
210 considering T-dependence (Eq. 4) can improve the agreement of simulations with measurements,  
211 we present the monthly mean horizontal distributions of CN10 zoomed into the NA region in Fig.  
212 5 and observed and simulated  $\text{CN}_{10-100}$  averaged over the nine forest sites in Fig. 6. It can be  
213 clearly seen from Fig. 5 that the simulated monthly mean CN10 values in the NA boundary layer  
214 based on  $J_{\text{Nucl-OrgT}}$  (Eq. 4) are about a factor of two lower than those based on  $J_{\text{Nucl-Org}}$  (Eq. 1),

215 with larger difference in the lower latitude part of the domain, where T is higher. In the case,  
216 when the effect of T on Nucl-Org is taken into account, the domain-wide average CN10 value  
217 decreases from 4600 to 2200  $\#/cm^3$  and Figure 6 shows that the simulated  $CN_{10-100}$  averaged over  
218 the nine forest sites (with locations marked on Fig. 5, see Yu et al. (2015) for details) agrees  
219 much better with that of observed. It can also be seen from Fig. 6 that  $CN_{10-100}$  over the NA  
220 forest sites is more sensitive to  $\Delta H$  values than the global mean CN10 shown in Fig. 4, and  $\Delta H$   
221 of  $\sim 35$  kcal mol<sup>-1</sup> agrees best with the observations.

222 To further illustrate the difference and improvement for the cases with and without T-  
223 dependent correction, we present in Fig. 7 a set of detailed comparisons of simulated and  
224 observed evolution of particle size distributions during two ten-day periods in March and July of  
225 2006 in Duke Forest (Pillai et al., 2013), along with time series of  $CN_{10-100}$  (integrated from  
226 PSDs), which give a good overall representation of particle nucleation and growth. The observed  
227 PSDs and simulated PSDs based on  $J_{\text{Nucl-Org}}$  has been discussed in Yu et al. (2015) and are  
228 repeated here for comparison with  $J_{\text{Nucl-OrgT}}$  scheme in order to demonstrate the impact of  
229 temperature on nucleation and particle number concentrations. Although the present work  
230 focuses on the summer month, when the largest difference between  $J_{\text{Nucl-Org}}$  prediction and  
231 observation is observed, we also show in Fig. 7 simulations for a 10-day period in March as well  
232 for the comparison purpose. NPF events observed in Duke Forest are much more frequent and  
233 concentrations of nucleation mode particles are much higher in the spring than in the summer  
234 (Figs. 7a & 7b). The temperature correction (Eq. 4) has small effect in the spring (Figs. 7c, 7e,  
235 and 7g) but significantly reduces nucleation rate and particle number concentration in summer  
236 (Figs. 7d, 7e, and 7f).  $J_{\text{Nucl-Org}}$  scheme (Eq. 1) predicts strong nucleation events (Fig. 7d) and  
237 significant diurnal variations in  $CN_{10-100}$  (Fig. 7h) almost every day in the summer period that

238 obviously contradicts to observations (Fig. 7b). The high nucleation rates in the summer based  
239 on  $J_{\text{Nucl-Org}}$  scheme can be easily explained by the much higher BioOxOrg concentrations as a  
240 result of high VOC emissions and stronger photochemistry. Nevertheless, the high T in the  
241 summer inhibits nucleation (Eq. 4) and the temperature correction factor substantially improves  
242 the agreement of the simulated evolution of PSDs (Figs. 7b, 7d, 7f) and  $\text{CN}_{10-100}$  (Fig. 7h) with  
243 observations.

244 Figure 8 shows the ratios of the CCN concentration in the lower troposphere (0-3 km) based  
245 on Nucl-Org to the CCN concentration based on Nucl-OrgT. The CCN concentrations are  
246 calculated at a water supersaturation ratio of 0.2% ( $\text{CCN}_{0.2}$ ) from simulated PSDs. As a result of  
247 higher nucleation rates,  $\text{CCN}_{0.2}$  based on Nucl-Org are about 10-20% higher than those based  
248 on Nucl-OrgT in July over most parts of northern hemisphere (Fig. 6a), with the largest  
249 difference up to 30-70% reached over part of NA, Europe, and Asia.

#### 250 **4. Summary and discussion**

251 Simple empirical nucleation parameterizations, which were derived from laboratory or field  
252 measurements under limited conditions and do not consider any temperature dependence of  
253 nucleation rates, have been widely used in global aerosol modeling and aerosol indirect radiative  
254 forcing studies. Based on the classical nucleation theory, temperature should be one of key  
255 parameters controlling nucleation rates, unless nucleation is barrierless. A recent study indicates  
256 (Yu et al., 2015) that the empirical parameterization of  $\text{H}_2\text{SO}_4$ -Organics nucleation of Riccobono  
257 et al. (2014) significantly over-predicts NPF and particle number concentrations in North  
258 America in summer. The lack of temperature dependence in the parameterization has been  
259 suggested as a likely reason for the observed over-prediction. In the present study,  $\text{H}_2\text{SO}_4$ -  
260 Organics clustering thermodynamics from quantum-chemical studies has been employed to

261 develop a scheme for incorporating the temperature dependence into H<sub>2</sub>SO<sub>4</sub>-Organics nucleation  
262 parameterization, which reduces global mean nucleation rate in the boundary layer in a summer  
263 month is by a factor of ~ 8 and improves the agreement of predicted particle number  
264 concentrations over North America with observations. With temperature-dependent H<sub>2</sub>SO<sub>4</sub>-  
265 Organics nucleation parameterization, the summer month CCN concentrations in the lower  
266 troposphere in the northern hemisphere are about 10-30% lower. In view of the potential effects  
267 of changes in CCN concentrations on precipitation (second indirect impact) and cloud cover, it is  
268 important to reduce uncertainties in NPF calculation in regional and global climate models.

269 The study highlights the importance of including the temperature dependence of nucleation  
270 rates in global modeling of NPF and aerosol indirect radiative forcing. In a recent study, Dunne  
271 et al. (2016) also showed a substantial impact of the temperature dependence on the contribution  
272 of organic nucleation to overall nucleation. The temperature dependence factor derived under  
273 this study can be applied to study the temperature effect on organics-mediated nucleation in the  
274 global atmosphere and improve the agreement of simulated particle number concentrations with  
275 observations. Although it may be subject to uncertainties due to the possible difference between the  
276 molecules involved in the nucleation and the proxy molecule, temperature dependent  $J_{\text{Nucl-OrgT}}$ ,  
277 likely more realistic than  $J_{\text{Nucl-Org}}$ , in which the temperature dependence is neglected. Further  
278 laboratory measurements and theoretical studies are needed to better understand the effect of  
279 temperature on organics-mediated nucleation in the atmosphere.

280  
281 **Acknowledgments.** This study was supported by NASA under grant NNX13AK20G and the  
282 National Science Foundation (NSF) under grant 1550816. We would like to acknowledge high-  
283 performance computing support from Yellowstone (ark:/85065/d7wd3xhc) provided by NCAR's  
284 Computational and Information Systems Laboratory, sponsored by the NSF. The GEOS-Chem

285 model is managed by the Atmospheric Chemistry Modeling Group at Harvard University with  
286 support from NASA's Atmospheric Chemistry Modeling and Analysis Program.

287

## 288 **References**

289 Bey, I., Jacob, D. J. Yantosca, R. M. , Logan, J. A. Field, B. Fiore, A. M. Li, Q., Liu, H.,  
290 Mickley, L. J., and Schultz, M.: Global modeling of tropospheric chemistry with assimilated  
291 meteorology: Model description and evaluation, *Journal of Geophysical Research*, 106,  
292 23,073–23,096, 2001.

293 DePalma, J. W., J. Wang, A. S. Wexler, and M.V Johnston, Growth of ammonium bisulfate  
294 clusters by adsorption of oxygenated organic molecules, *The Journal of Physical Chemistry*  
295 *A*, 119 (45), 11191–11198, DOI: 10.1021/acs.jpca.5b07744, 2015.

296 Dune et al., Global atmospheric particle formation from CERN CLOUD measurements, *Science*,  
297 354, 6316, DOI:10.1126/science.aaf2649, 2016.

298 Elm, J., M. Bilde, and K. V. Mikkelsen: Assessment of binding energies of atmospherically  
299 relevant clusters. *Physical Chemistry Chemical Physics* 15.39, 16442-16445., 2013.

300 Elm, J., T. Kurten, M. Bilde and K.V. Mikkelsen: Molecular interaction of pinic acid with  
301 sulfuric acid: Exploring the thermodynamic landscape of cluster growth, *The Journal of*  
302 *Physical Chemistry A*, 2014, 118, 7892–7900, 2014.

303 Frisch, M. J.; Trucks, G. W.; Schlegel, H. B.; Scuseria, G. E.; Robb, M. A.; Cheeseman, J. R.;  
304 Scalmani, G.; Barone, V.; Mennucci, B.; et al.: *Gaussian 09*, Gaussian, Inc., Wallingford CT,  
305 2009.

306 Herb, J., Y. Xu, F. Yu, and A. B. Nadykto, Large hydrogen-bonded pre-nucleation ( $\text{HSO}_4^-$ )  
307  $(\text{H}_2\text{SO}_4)_m(\text{H}_2\text{O})_k$  and  $(\text{HSO}_4^-)(\text{NH}_3)(\text{H}_2\text{SO}_4)_m(\text{H}_2\text{O})_k$  Clusters in the Earth's Atmosphere, The  
308 Journal of Physical Chemistry A, *117* (1), 133–152, 2013.

309 IPCC, Climate Change 2013: The Physical Scientific Basis, edited by T. F. Stocker, D. Qin, et al.,  
310 Cambridge Univ. Press, New York, USA, 2013.

311 Kazil, J., Stier, P., Zhang, K., Quaas, J., Kinne, S., O'Donnell, D., Rast, S., Esch, M., Ferrachat,  
312 S., Lohmann, U., and Feichter, J.: Aerosol nucleation and its role for clouds and Earth's  
313 radiative forcing in the aerosol-climate model ECHAM5-HAM, Atmospheric Chemistry and  
314 Physics, *10*, 10733-10752, doi:10.5194/acp-10-10733-2010, 2010.

315 Kuang, C., McMurry, P. H., McCormick, A. V., and Eisele, F. L.: Dependence of nucleation  
316 rates on sulfuric acid vapor concentration in diverse atmospheric locations, J. Geophys. Res.,  
317 *113*, D10209, doi:10.1029/2007JD009253, 2008.

318 Lupascu, A., Easter, R., Zaveri, R., Shrivastava, M., Pekour, M., Tomlinson, J., Yang, Q., Matsui,  
319 H., Hodzic, A., Zhang, Q., and Fast, J. D.: Modeling particle nucleation and growth over  
320 northern California during the 2010 CARES campaign, Atmos. Chem. Phys., *15*, 12283-  
321 12313, doi:10.5194/acp-15-12283-2015, 2015.

322 Metzger, A., Verheggen, B., Dommen, J., Duplissy, J., Prevot, A.S., Weingartner, E., Riipinen, I.,  
323 Kulmala, M., Spracklen, D.V., Carslaw, K.S. and Baltensperger, U.: Evidence for the role of  
324 organics in aerosol particle formation under atmospheric conditions, Proceedings of the  
325 National Academy of Sciences, *107*(15), pp.6646-6651, 2010.

326 Nadykto, A. B., J. Herb, F. Yu, and Y. Xu: Enhancement in the production of nucleating clusters  
327 due to dimethylamine and large uncertainties in the thermochemistry of amine-enhanced  
328 nucleation, Chemical Physics Letters, *609*, 42-49, 2015.

329 Pierce, J.R., and Adams, P.J.: Uncertainty in global CCN concentrations from uncertain aerosol  
330 nucleation and primary emission rates, *Atmospheric Chemistry and Physics*, 9, 1339-1356,  
331 2009.

332 Pillai, P., Khlystov, A., Walker, J. and Aneja, V. Observation and analysis of particle nucleation  
333 at a forest site in southeastern US. *Atmosphere*. 4(2):72-93, 2013.

334 Riccobono, F, Schoberberger, S., Scott, C.E., Dommen, J., Ortega, I.K., Rondo, L., Almeida, J.,  
335 Amorim, A., Bianchi, F., Breitenlechner, M., David, A., Downard, A., Dunne, E.M.,  
336 Duplissy, J., Ehrhardt, S., Flagan, R.C., Franchin, A., Hansel, A., Juuninen, H., Kajos, M.,  
337 Keskinen, H., Kupc, A., Kürten, A., Kvashin, A.N., Laaksonen, A., Lehtipalo, K.,  
338 Makkmutov, V., Mathot, S., Nieminen, T., Onnela, A., Petäjä, T., Praplan, A.P., Santos, F.D.,  
339 Schallhart, S., Seinfeld, J.H., Sipilä, M., Spracklen, D.V., Stozhkov, Y., Stratmann, F., Tomé,  
340 A., Tsagkogeorgas, G., Vaattlovaara, P., Viisanen, Y., Vrtala, A., Wagner, P.E., Weingartner,  
341 E., Wex, H., Wimmer, D., Carslaw, K.S., Curtius, J., Donahue, N.M., Kirkby, J., Kulmala, M.  
342 Worsnop, D.R., and Baltensperger, U.: Oxidation products of biogenic emissions contribute  
343 to nucleation of atmospheric particles, *Science*, 344, 717, 2014.

344 Riipinen, I., S.-L. Sihto, M. Kulmala, F. Arnold, M. Dal Maso, W. Birmili, K. Saarnio, K.  
345 Teinilä, V.-M. Kerminen, A. Laaksonen, and K. E. J. Lehtinen: Connections between  
346 atmospheric sulphuric acid and new particle formation during QUEST III–IV campaigns in  
347 Heidelberg and Hyytiälä, *Atmos. Chem. Phys.*, 7, 1899-1914, 2007.

348 Scott, C. E., Rap, A., Spracklen, D. V., Forster, P. M., Carslaw, K. S., Mann, G. W., Pringle, K.  
349 J., Kivekäs, N., Kulmala, M., Lihavainen, H., and Tunved, P.: The direct and indirect  
350 radiative effects of biogenic secondary organic aerosol, *Atmos. Chem. Phys.*, 14, 447-470,  
351 doi:10.5194/acp-14-447-2014, 2014.



352 Spracklen, D. V., Carslaw, K. S., Kulmala, M., Kerminen, V.-M., Sihto, Riipinen, I., Merikanto,  
353 J., Mann, G.W., Chipperfield, M.P., Wiedensohler, A., Birmili, W., and Lihavainen, H.:  
354 Contribution of particle formation to global cloud condensation nuclei concentrations,  
355 Geophysical Research Letters, 35, L06808, doi:10.1029/2007GL033038, 2008.

356 Wang, M. and Penner, J. E.: Aerosol indirect forcing in a global model with particle nucleation,  
357 Atmospheric Chemistry and Physics, 9, 239–260, 2009.

358 Westervelt, D. M., Pierce, J. R., and Adams, P. J.: Analysis of feedbacks between nucleation rate,  
359 survival probability and cloud condensation nuclei formation, Atmos. Chem. Phys., 14,  
360 5577-5597, doi:10.5194/acp-14-5577-2014, 2014.

361 Yu, F.: A secondary organic aerosol formation model considering successive oxidation aging and  
362 kinetic condensation of organic compounds: global scale implications, Atmospheric  
363 Chemistry and Physics, 11, 1083-1099, doi:10.5194/acp-11-1083-2011, 2011.

364 Yu, F., and G. Luo: Simulation of particle size distribution with a global aerosol model:  
365 contribution of nucleation to aerosol and CCN number concentrations. Atmospheric  
366 Chemistry and Physics, 9, 7691-7710, 2009.

367 Yu, F., G. Luo , T. Bates , B. Anderson , A. Clarke , V. Kapustin , R. Yantosca , Y. Wang , S.  
368 Wu: Spatial distributions of particle number concentrations in the global troposphere:  
369 Simulations, observations, and implications for nucleation mechanisms, J. Geophys. Res.,  
370 115, D17205, doi:10.1029/2009JD013473, 2010.

371 Yu, F., Luo, G., Liu, X., Easter, R. C., Ma, X., and Ghan, S. J.: Indirect radiative forcing by ion-  
372 mediated nucleation of aerosol, Atmospheric Chemistry and Physics, 12, 11451-11463, 2012.

373 Yu, F., X. Ma, and G. Luo: Anthropogenic contribution to cloud condensation nuclei and the  
374 first aerosol indirect climate effect, *Environmental Research Letters* 8 024029  
375 doi:10.1088/1748-9326/8/2/024029, 2013.

376 Yu, F., Luo, G., Pryor, S. C., Pillai, P. R., Lee, S. H., Ortega, J., Schwab, J. J., Hallar, A. G.,  
377 Leaitch, W. R., Aneja, V. P., Smith, J. N., Walker, J. T., Hogrefe, O., and Demerjian, K. L.:  
378 Spring and summer contrast in new particle formation over nine forest areas in North  
379 America, *Atmos. Chem. Phys.*, 15, 13993-14003, doi:10.5194/acp-15-13993-2015, 2015.

380 Zhang, R., I. Suh, J. Zhao, D. Zhang, E.C. Fortner, X. Tie, L.T. Molina, and M.J. Molina:  
381 Atmospheric new particle formation enhanced by organic acids, *Science*, 304, 1487-1490,  
382 2004.

383

384

385

386 Table 1. Changes of enthalpy ( $\Delta H$ ), entropy ( $\Delta S$ ), and Gibbs free energy ( $\Delta G$ ) for the formation  
387 of  $(C_{10}H_{14}O_7)(H_2SO_4)_2$  cluster under the standard condition ( $P=1$  atm,  $T=298$  K).

	$\Delta H$ (kcal mol <sup>-1</sup> )	$\Delta S$ (cal mol <sup>-1</sup> K <sup>-1</sup> )	$\Delta G$ (kcal mol <sup>-1</sup> )
$C_{10}H_{14}O_7 + H_2SO_4 + H_2SO_4 \rightleftharpoons (C_{10}H_{14}O_7)(H_2SO_4)_2$	-38.30	-75.45	-15.81

388

389 **Figure Captions**

390 **Figure 1.** Equilibrium geometry of the most stable isomers of heteromolecular trimer composed  
391 of  $(C_{10}H_{14}O_7)(H_2SO_4)_2$  obtained at PW91PW91/6-311++G(3df,3pd) level of theory. Bonding  
392 lengths are in angstroms.

393 **Figure 2.** Calculated temperature dependence correction factor for Nucl-Org parameterization  
394 ( $f_T$ ) as a function of T.

395 **Figure 3.** Horizontal distributions of monthly mean nucleation rates (J) (a, b), concentrations of  
396 condensation nuclei larger than 10 nm (CN10) (c, d), and concentrations of cloud condensation  
397 nuclei at water supersaturation ratio of 0.4% (CCN0.4) (e, f) in the boundary layer (0-1 km above  
398 the surface) in July of 2006 based on two organics-mediated nucleation schemes:  $J_{\text{Nucl-Org}}$  (left  
399 panels) and  $J_{\text{Nucl-OrgT}}$  (right panels).

400 **Figure 4.** Dependence of organics-mediated nucleation rates (left axis), CN10 and CCN0.4  
401 (right-axis) averaged in the boundary layer (0-1 km) over the whole globe for July 2006 on  $\Delta H$   
402 values assumed in calculating temperature dependence correction factor for Nucl-Org  
403 parameterization ( $f_T$ ).

404 **Figure 5.** Horizontal distributions of monthly mean CN10 in the boundary layer (0-1 km above  
405 surface) in July of 2006 based on two organics-mediated nucleation schemes: (a)  $J_{\text{Nucl-Org}}$  and (b)  
406  $J_{\text{Nucl-OrgT}}$ . The locations of 9 forest sites where observed particle size distributions measurements  
407 have been used for comparisons in Yu et al. (2015) are marked.

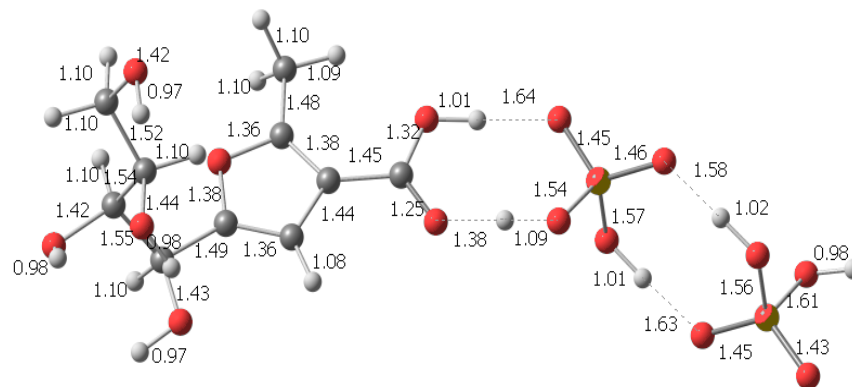
408 **Figure 6.** Effect of  $\Delta H$  values on simulated number concentrations of condensation nuclei in the  
409 size range of 10 and 100 nm (CN<sub>10-100</sub>) in the boundary layer (0-1 km) for July 2006 averaged  
410 over nine forest sites in North America (NA) (locations marked on Fig. 5). The horizontal dashed  
411 line shows the average of CN<sub>10-100</sub> observed in a summer month at the 9 sites.

412 **Figure 7.** Particle size distributions (PSDs) observed (a, b) and simulated based on Nucl-Org (c,  
413 d) and Nucl-OrgT (e, f) schemes during two ten-day periods in March (a, c, e) and July (b, d, f)  
414 of 2006 in Duke Forest (DUK), along with time series of the concentration of condensation  
415 nuclei between 10 and 100 nm ( $CN_{10-100}$ ) (g, h).

416 **Figure 8.** Ratios of the concentration of CCN (at water supersaturation ratio of 0.2%) in the  
417 lower troposphere (0-3 km) based on Nucl-Org scheme to those based on Nucl-OrgT scheme.

418

419

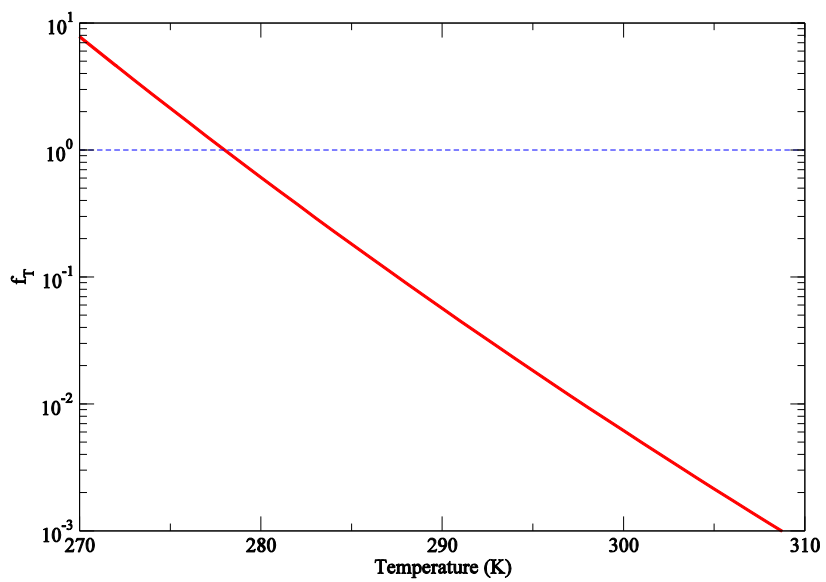


420

421 Figure 1.

422

423



424

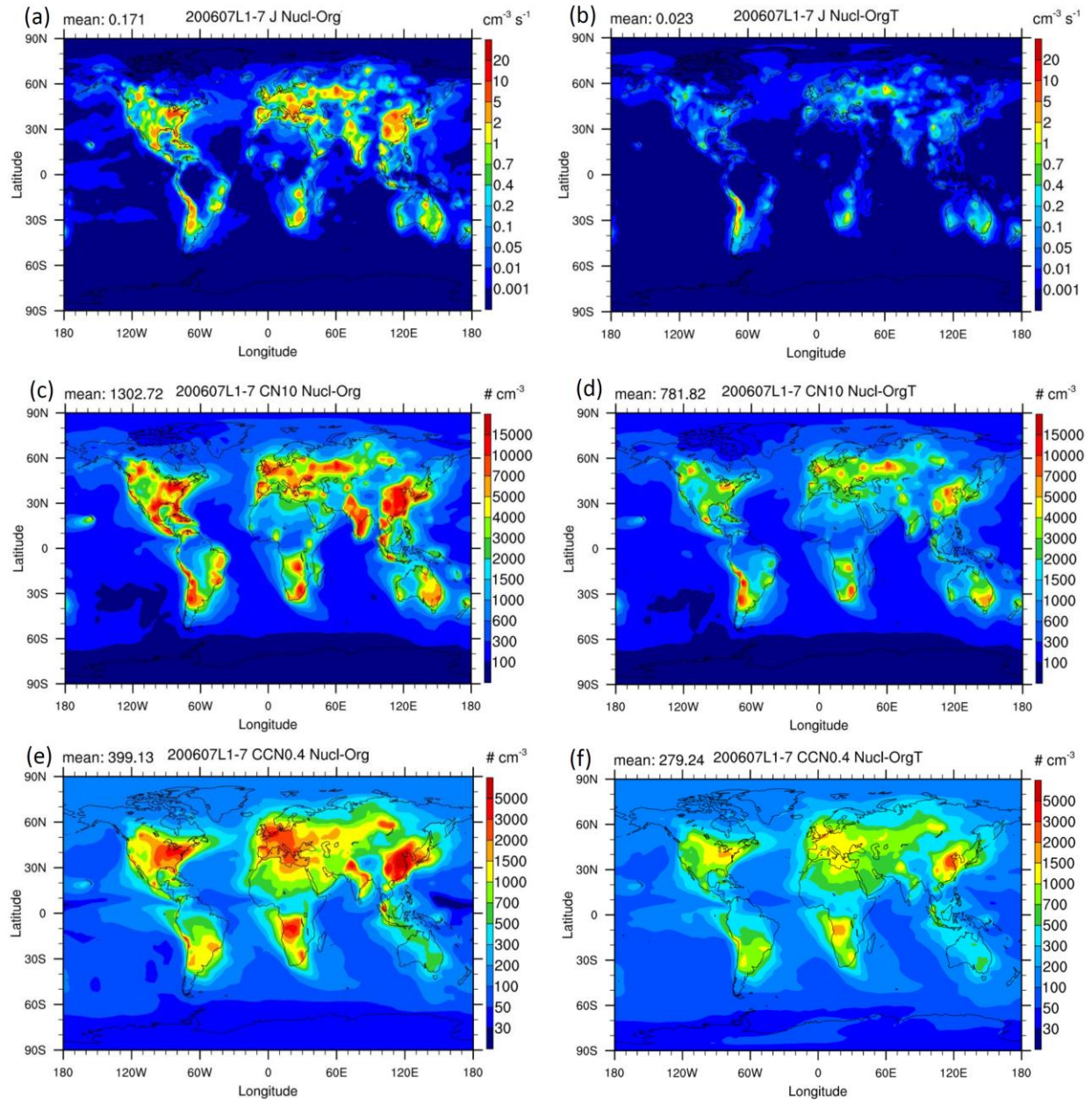
425

426 Figure 2.

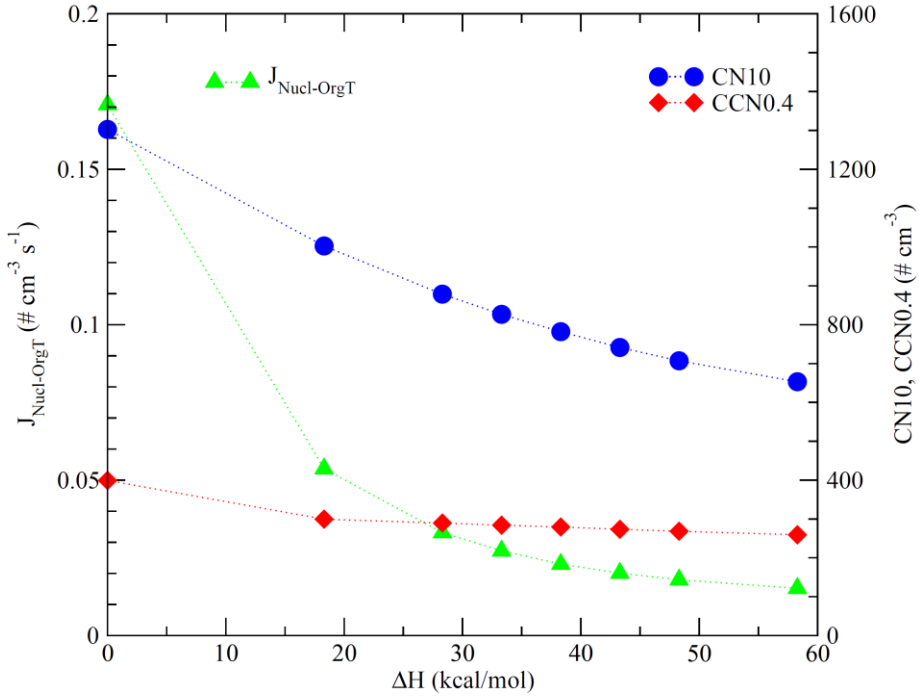
427

428

429

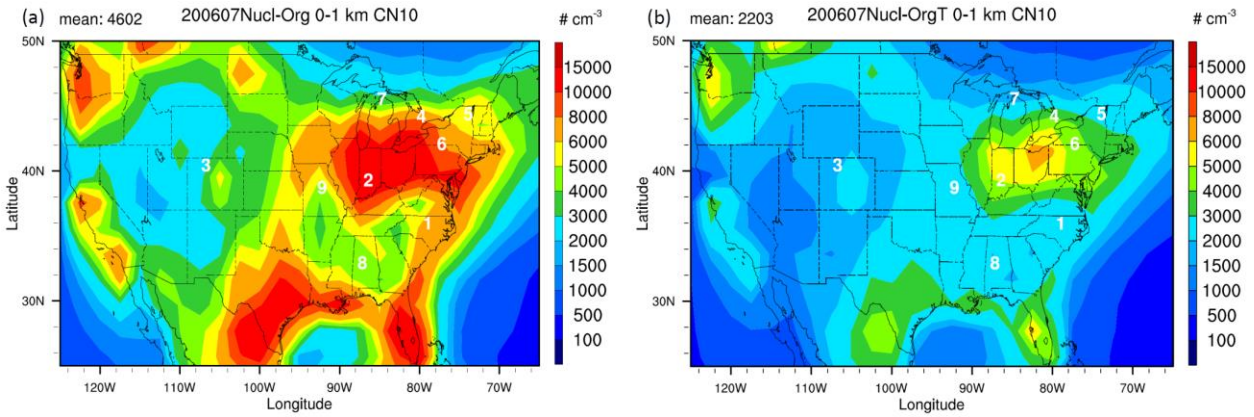


430  
 431 Figure 3.  
 432  
 433  
 434  
 435



436  
437  
438  
439  
440  
441  
442  
443  
444

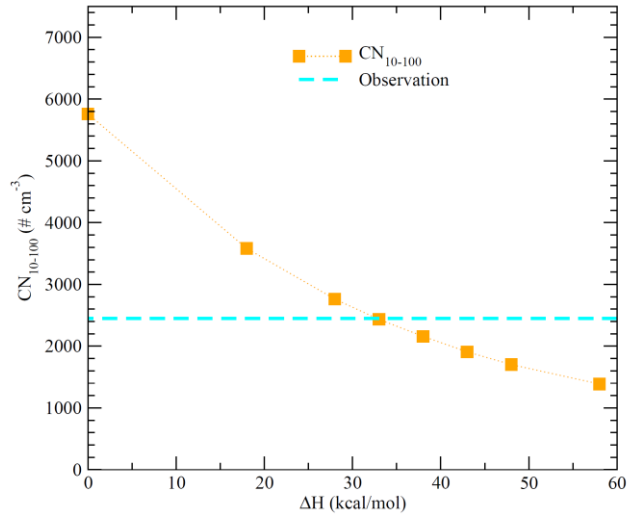
Figure 4.



445  
446  
447  
448

Figure 5.



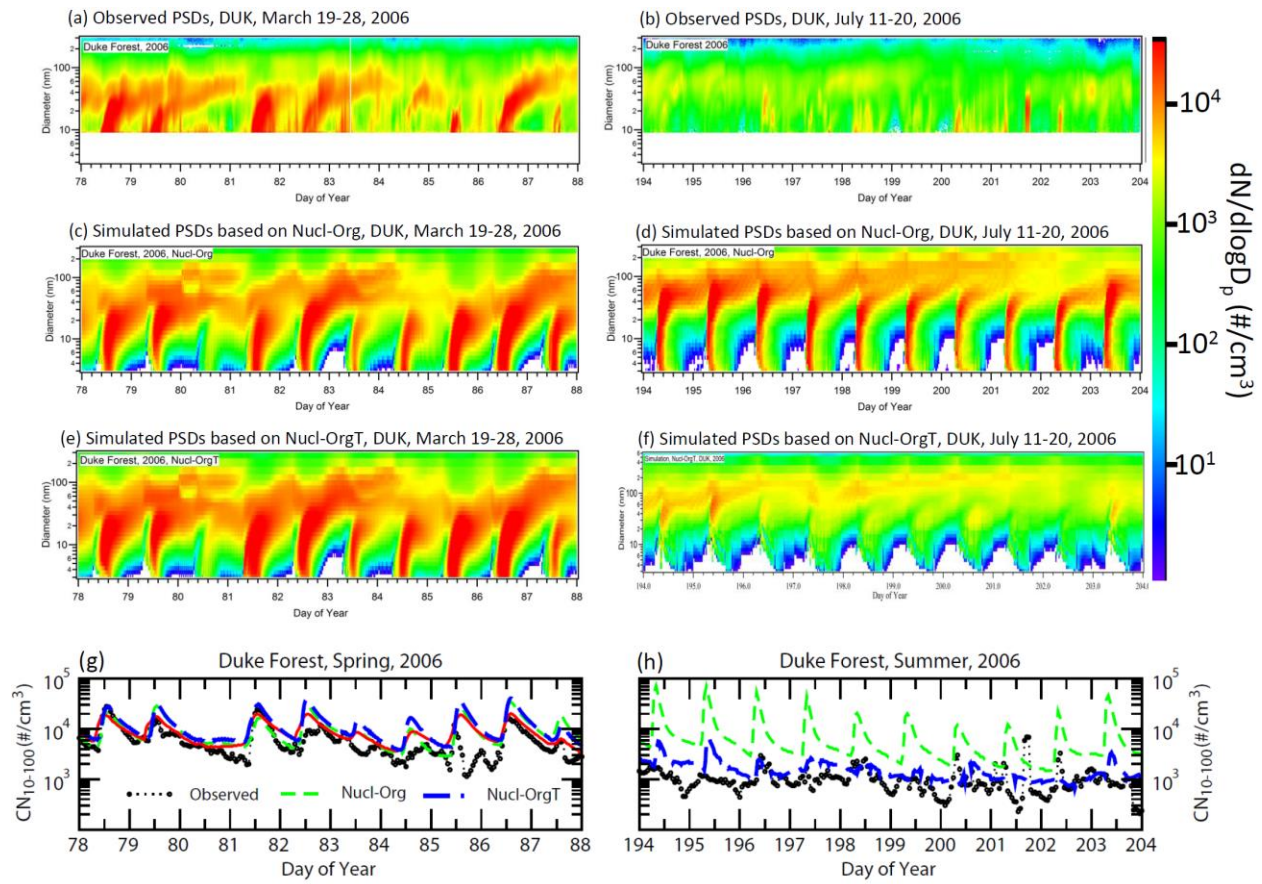


449

450 Figure 6.

451

452

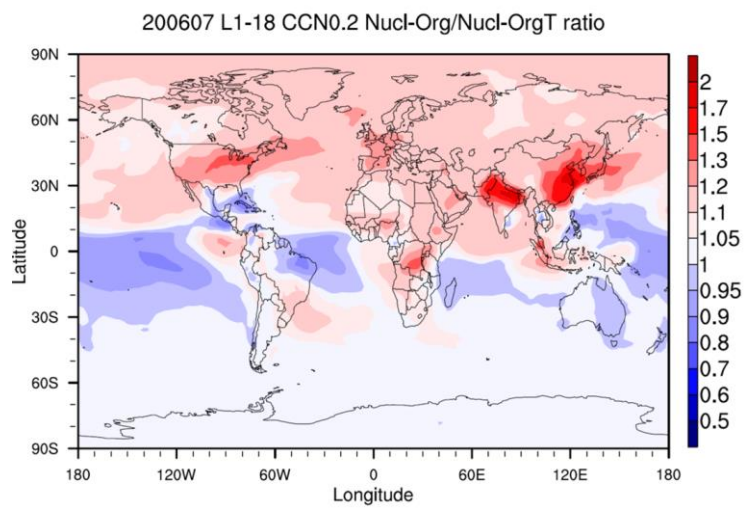


453

454 Figure 7.

455

456



457

458 Figure 8.

459