

Nitrate radicals and biogenic volatile organic compounds: oxidation, mechanisms and organic aerosol

N. L. Ng^{1,2}, S. S. Brown^{3,4}, A. T. Archibald⁵, E. Atlas⁶, R. C. Cohen⁷, J. N. Crowley⁸, D. A. Day^{9,4}, N. M. Donahue¹⁰, J. L. Fry¹¹, H. Fuchs¹², R. J. Griffin¹³, M. I. Guzman¹⁴, H. Herrmann¹⁵,
5 A. Hodzic¹⁶, Y. Iinuma¹⁵, J. L. Jimenez^{9,4}, A. Kiendler-Scharr¹², B. H. Lee¹⁷, D. J. Luecken¹⁸, J. Mao^{19,20,21}, R. McLaren²², A. Mutzel¹⁵, H. D. Osthoff²³, B. Ouyang²⁴, B. Picquet-Varrault²⁵, U. Platt²⁶, H. O. T. Pye¹⁸, Y. Rudich²⁷, R. H. Schwantes²⁸, M. Shiraiwa²⁹, J. Stutz³⁰, J. A. Thornton¹⁷,
A. Tilgner¹⁵, B. J. Williams³¹, R. A. Zaveri³²

10 ¹School of Chemical and Biomolecular Engineering, Georgia Institute of Technology, Atlanta, GA, USA

²School of Earth and Atmospheric Sciences, Georgia Institute of Technology, Atlanta, GA, USA

³NOAA Earth System Research Laboratory, Chemical Sciences Division, Boulder, CO, USA

⁴Department of Chemistry and Biochemistry, University of Colorado, Boulder, CO, USA

15 ⁵National Centre for Atmospheric Science, University of Cambridge, Cambridge, UK

⁶Department of Atmospheric Sciences, RSMAS, University of Miami, Miami, FL, USA

⁷Department of Chemistry, University of California at Berkeley, Berkeley, CA, USA

⁸Max-Planck-Institut für Chemie, Division of Atmospheric Chemistry, Mainz, Germany

⁹Cooperative Institute for Research in Environmental Sciences, University of Colorado, Boulder,
20 CO, USA

¹⁰Center for Atmospheric Particle Studies, Carnegie-Mellon University, Pittsburgh, PA, USA

¹¹Department of Chemistry, Reed College, Portland, OR, USA

¹²Institut für Energie und Klimaforschung: Troposphäre (IEK-8), Forschungszentrum Jülich, Jülich, Germany

25 ¹³Department of Civil and Environmental Engineering, Rice University, Houston, TX, USA

¹⁴Department of Chemistry, University of Kentucky, Lexington, KY, USA

¹⁵Atmospheric Chemistry Department, Leibniz Institute for Tropospheric Research, Leipzig, Germany

¹⁶Atmospheric Chemistry Observations and Modeling, National Center for Atmospheric
30 Research, Boulder, CO, USA

¹⁷Department of Atmospheric Sciences, University of Washington, Seattle, WA, USA

¹⁸National Exposure Research Laboratory, U.S. Environmental Protection Agency, Research Triangle Park, NC, USA

¹⁹Program in Atmospheric and Oceanic Sciences, Princeton University, Princeton, NJ, USA

²⁰Geophysical Fluid Dynamics Laboratory/National Oceanic and Atmospheric Administration,
5 Princeton, NJ, USA

²¹Now at Geophysical Institute and Department of Chemistry and Biochemistry, University of Alaska Fairbanks, Fairbanks, AK, USA

²²Centre for Atmospheric Chemistry, York University, Toronto, ON, Canada

²³Department of Chemistry, University of Calgary, Calgary, Alberta, Canada

10 ²⁴Department of Chemistry, University of Cambridge, Cambridge, UK

²⁵ Laboratoire Interuniversitaire des Systemes Atmospheriques (LISA), CNRS, Universities of Paris-Est Créteil and Paris Diderot, Institut Pierre Simon Laplace (IPSL), Créteil, France

²⁶Institute of Environmental Physics, University of Heidelberg, Heidelberg, Germany

²⁷Department of Earth and Planetary Sciences, Weizmann Institute, Rehovot, Israel

15 ²⁸Division of Geological and Planetary Sciences, California Institute of Technology, Pasadena, CA, USA

²⁹Department of Chemistry, University of California Irvine, CA, USA

³⁰Department of Atmospheric and Oceanic Sciences, University of California, Los Angeles, CA, USA

20 ³¹Department of Energy, Environmental and Chemical Engineering, Washington University in St. Louis, St. Louis, MO, USA

³²Atmospheric Sciences and Global Change Division, Pacific Northwest National Laboratory, Richland, WA, USA

Correspondence to: N. L. Ng (ng@chbe.gatech.edu), S. S. Brown (steven.s.brown@noaa.gov)

25

Abstract. Oxidation of biogenic volatile organic compounds (BVOC) by the nitrate radical (NO_3) represents one of the important interactions between anthropogenic emissions related to combustion and natural emissions from the biosphere. This interaction has been recognized for more than three decades, during which time a large body of research has emerged from laboratory, field and modeling studies. NO_3 -BVOC reactions influence air quality, climate and visibility through regional and global budgets for reactive nitrogen (particularly organic nitrates), ozone and organic aerosol. Despite its long history of research and the significance of this topic in atmospheric chemistry, a number of important uncertainties remain. These include an incomplete understanding of the rates, mechanisms and organic aerosol yields for NO_3 -BVOC reactions, lack of constraints on the role of heterogeneous oxidative processes associated with the NO_3 radical, the difficulty of characterizing the spatial distributions of BVOC and NO_3 within the poorly mixed nocturnal atmosphere and the challenge of constructing appropriate boundary layer schemes and non-photochemical mechanisms for use in state-of-the-art chemical transport and chemistry-climate models.

This review is the result of a workshop of the same title held at the Georgia Institute of Technology in June 2015. The first half of the review summarizes the current literature on NO_3 -BVOC chemistry, with a particular focus on recent advances in instrumentation and models, and in organic nitrate and secondary organic aerosol (SOA) formation chemistry. Building on this current understanding, the second half of the review outlines impacts of NO_3 -BVOC chemistry on air quality and climate, and suggests critical research needs to better constrain this interaction to improve the predictive capabilities of atmospheric models.

1 Introduction

The emission of hydrocarbons from the terrestrial biosphere represents a large natural input of chemically-reactive compounds to Earth's atmosphere (Guenther et al., 1995; Goldstein and Galbally, 2007). Understanding the atmospheric degradation of these species is a critical area of current research that influences models of oxidants and aerosols on regional and global scales. Nitrogen oxides ($\text{NO}_x = \text{NO} + \text{NO}_2$) arising from combustion and microbial action on fertilizer are one of the major anthropogenic inputs that perturb the chemistry of the atmosphere (Crutzen, 1973). Nitrogen oxides have long been understood to influence oxidation cycles of biogenic

volatile organic compounds (BVOC), especially through photochemical reactions of organic and hydroperoxy radical intermediates (RO_2 and HO_2) with nitric oxide (NO) (Chameides, 1978).

The nitrate radical (NO_3) arises from the oxidation of nitrogen dioxide (NO_2) by ozone (O_3) and occurs principally in the nighttime atmosphere due to its rapid photolysis in sunlight and its reaction with NO (Wayne et al., 1991; Brown and Stutz, 2012). The nitrate radical is a strong oxidant, reacting with a wide variety of volatile organic compounds, including alkenes, aromatics, and oxygenates as well as with reduced sulfur compounds. Reactions of NO_3 are particularly rapid with unsaturated compounds (alkenes) (Atkinson and Arey, 2003). BVOC such as isoprene, monoterpenes and sesquiterpenes typically have one or more unsaturated functionalities such that they are particularly susceptible to oxidation by O_3 and NO_3 .

The potential for NO_3 to serve as a large sink for BVOC was recognized more than three decades ago (Winer et al., 1984). Field studies since that time have shown that in any environment with moderate to large BVOC concentrations, a majority of the NO_3 radical oxidative reactions are with BVOC rather than VOC of anthropogenic origin (Brown and Stutz, 2012). This interaction gives rise to a mechanism that couples anthropogenic NO_x emissions with natural BVOC emissions (Fry et al., 2009; Xu et al., 2015a). Although it is one of several such anthropogenic – biogenic interactions (Hoyle et al., 2011), reactions of NO_3 with BVOC is an area of intense current interest and one whose study has proven challenging. These challenges arise from the more limited current database of laboratory data for NO_3 oxidation reactions relative to those of other common atmospheric oxidants such as hydroxyl radical (OH) and O_3 . The mixing state of the nighttime atmosphere and the limitations it imposes for characterization of nocturnal oxidation chemistry during field measurements and within atmospheric models present a second challenge to this field of research. Figure 1 illustrates these features of nighttime NO_3 -BVOC chemistry.

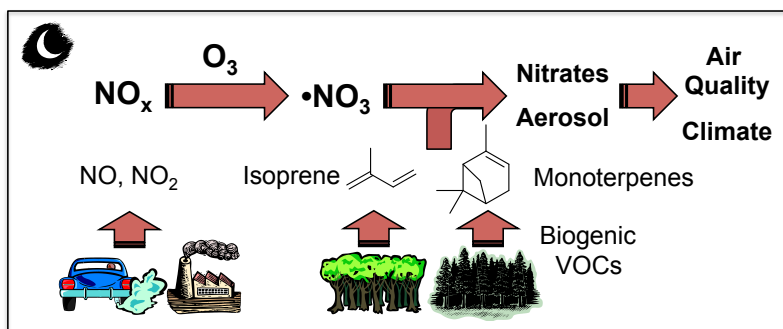


Figure 1. Schematic of nighttime NO_3 -BVOC chemistry.

Reactions of NO_3 with BVOC have received increased attention in the recent literature as a potential source of secondary organic aerosol (SOA) (Pye et al., 2010; Fry et al., 2014; Boyd et al., 2015). This SOA source is intriguing for several reasons. First, although organics are now understood to comprise a large fraction of total aerosol mass, and although much of these organics are secondary, sources of SOA remain difficult to characterize in part due to a large number of emission sources and potential chemical mechanisms (Zhang et al., 2007; Hallquist et al., 2009; Jimenez et al., 2009; Ng et al., 2010). Analysis of aerosol organic carbon shows that a large fraction is modern, arising either from biogenic hydrocarbon emissions or biomass burning sources (e.g. (Schichtel et al., 2008; Hodzic et al., 2010)). Conversely, field data in regionally polluted areas indicate strong correlations between tracers of anthropogenic emissions and SOA, which suggests that anthropogenic influences lead to production of SOA from modern (i.e., non-fossil) carbon (e.g. (Weber et al., 2007)). Model studies confirm that global observations are best simulated with a biogenic carbon source in the presence of anthropogenic pollutants (Spracklen et al., 2011). Reactions of NO_3 with BVOC are one such mechanism that may lead to anthropogenically influenced biogenic SOA (Hoyle et al., 2007), and it is important to quantify the extent to which such reactions can explain sources of SOA.

Second, some laboratory and chamber studies suggest that SOA yields from NO_3 oxidation of common BVOC, such as isoprene and selected monoterpenes, are greater than that for OH or O_3 oxidation (Hallquist et al., 1997b; Griffin et al., 1999; Spittler et al., 2006; Ng et al., 2008; Fry et al., 2009; Rollins et al., 2009; Fry et al., 2011; Fry et al., 2014; Boyd et al., 2015). However, among the monoterpenes, the SOA yields may be much more variable for NO_3 oxidation than for other oxidants, with anomalously low SOA yields in some cases and high SOA yields in others (Draper et al., 2015; Nah et al., 2016b).

Third, not only is NO_3 -BVOC chemistry a potentially efficient SOA formation mechanism, it is also a major pathway for the production of organic nitrates (von Kuhlmann et al., 2004; Horowitz et al., 2007), a large component of oxidized reactive nitrogen that may serve as either a NO_x reservoir or NO_x sink. Results from recent field measurements have shown that organic nitrates are important components of ambient OA (Day et al., 2010; Rollins et al., 2012; Fry et al., 2013; Ayres et al., 2015; Xu et al., 2015a; Xu et al., 2015b; Kiendler-Scharr et al., 2016; Lee et al., 2016). Furthermore, within the last several years, the capability to measure both total and speciated gas-phase and particle-phase organic nitrates has been demonstrated (Fry et al., 2009; Rollins et al., 2010; Fry et al., 2013; Rollins et al., 2013; Fry et al., 2014; Lee et al., 2016; Nah

et al., 2016b). The lifetimes of organic nitrates derived from BVOC-NO₃ reaction with respect to hydrolysis, photooxidation, and deposition play an important role in the NO_x budget and formation of O₃ and SOA. These processes appear to depend strongly on the parent VOCs and oxidation conditions and must be better constrained for understanding organic nitrate lifetimes in the atmosphere (Darer et al., 2011;Hu et al., 2011;Liu et al., 2012b;Boyd et al., 2015;Pye et al., 2015;Rindelaub et al., 2015;Lee et al., 2016;Nah et al., 2016b).

Fourth, incorporation of SOA yields for NO₃-BVOC reactions into regional and global models indicates that these reactions could be a significant, or in some regions even dominant, SOA contributor (Hoyle et al., 2007;Pye et al., 2010;Chung et al., 2012;Fry and Sackinger, 2012;Pye et al., 2015;Kiendler-Scharr et al., 2016). Model predictions of organic aerosol formation from NO₃-BVOC until recently have been difficult to verify directly from field measurements. Recent progress in laboratory and field studies have provided some of the first opportunities to develop coupled gas and particle systems to describe mechanistically and predict SOA and organic nitrate formation from NO₃-BVOC reactions (Pye et al., 2015).

Finally, analyses from several recent field studies examining diurnal variation in the organic and/or nitrate content of aerosols conclude that nighttime BVOC oxidation through NO₃ radicals constitutes a large organic aerosol source (Rollins et al., 2012;Fry et al., 2013;Xu et al., 2015a;Xu et al., 2015b;Kiendler-Scharr et al., 2016). Although such analyses may correct their estimates of aerosol production for the variation in boundary layer depth, field measurements at surface level are necessarily limited in their ability to assess accurately the atmospheric chemistry in the overlying residual layer, or even the gradients that may exist within the relatively shallow nocturnal boundary layer (Stutz et al., 2004;Brown et al., 2007b). Thus, although there is apparent consistency between recent results from both modeling and field studies, the vertically stratified structure of the nighttime atmosphere makes such comparisons difficult to evaluate critically.

There is a limited database of nighttime aircraft measurements that has probed this vertical structure with sufficient chemical detail to assess NO₃-BVOC reactions (Brown et al., 2007a;Brown et al., 2009), and some of these data show evidence for an OA source related to this chemistry, especially at low altitude (Brown et al., 2013). A larger database of aircraft and/or vertically resolved measurements is required, however, for comprehensive comparisons to model predictions.

The purpose of this article is to review the current literature on the chemistry of NO₃ and BVOC to assess critically the current state of the science. The review focuses on BVOC emitted from terrestrial vegetation. The importance of NO₃ reactions with reduced sulfur compounds such as

dimethyl sulfide in marine ecosystems is well known (Platt et al., 1990;Yvon et al., 1996;Allan et al., 1999;Allan et al., 2000;Vrekoussis et al., 2004;Stark et al., 2007;Osthoff et al., 2009) but outside of the scope of this review. Key uncertainties include chemical mechanisms, yields of major reaction products such as SOA and organic nitrogen, the potential for NO₃ and BVOC to interact in the ambient atmosphere and the implications of that interaction for current understanding of air quality and climate. The review stems from an International Global Atmospheric Chemistry (IGAC) and U.S. National Science Foundation (NSF) sponsored workshop of the same name held in June 2015 at the Georgia Institute of Technology, Atlanta, GA, USA. Following this introduction, section 2 of this article reviews the current literature in several areas relevant to the understanding of NO₃-BVOC atmospheric chemistry. Section 3 outlines perspectives on the implications of this chemistry for understanding climate and air quality, its response to current emission trends and its relevance to implementation of control strategies. Finally, the review concludes with an assessment of the impacts of NO₃-BVOC reactions on air quality, visibility and climate.

2 Review of current literature

This section contains a literature review of the current state of knowledge of NO₃-BVOC chemistry with respect to 1) reaction rate constants and mechanisms from laboratory and chamber studies; 2) secondary organic aerosol yields, speciation and particle-phase chemistry; 3) heterogeneous reactions of both NO₃ and N₂O₅ and their implications for NO₃-BVOC chemistry; 4) instrumental methods for analysis of reactive nitrogen compounds, including NO₃, organic nitrates and nitrogen containing particulate matter; 5) field observations relevant to the understanding of NO₃ and BVOC chemistry; and 6) models of NO₃-BVOC chemistry.

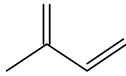
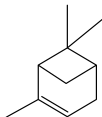
2.1 NO₃-BVOC reaction rates and chemical mechanisms

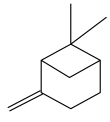
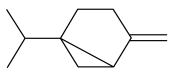
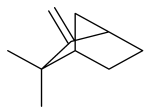
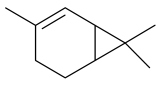
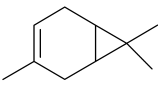
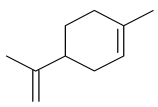
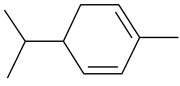
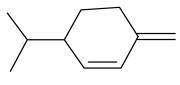
2.1.1 Reaction rates

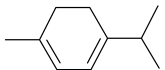
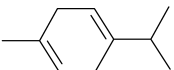
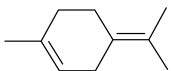
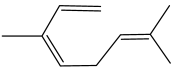
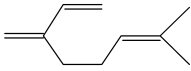
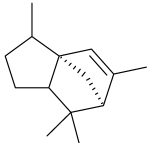
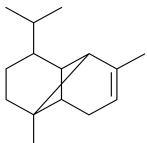
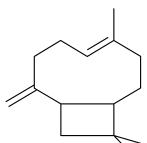
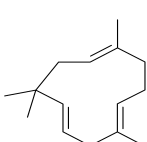
Among the numerous BVOC emitted into the troposphere, kinetic data for NO₃-oxidation have been provided for more than 40 compounds. The most emitted/important BVOC have been subject to several kinetic studies, using both absolute and relative methods, which are evaluated to determine rate constants by IUPAC (Table 2.1). This is the case for isoprene, α -pinene, β -pinene and 2-methyl-3-buten-2-ol (MBO). However, for isoprene, β -pinene and MBO, rate

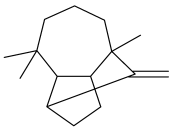
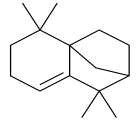
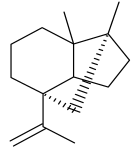
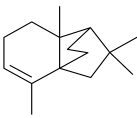
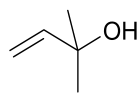
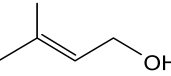
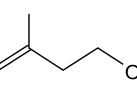
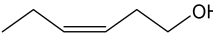
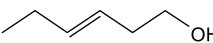
constants obtained by different studies range over a factor of two. For some other terpenes, only few kinetic studies have been carried out, with at least one absolute rate determination. This is the case for sabinene, 2-carene, camphene, d-limonene, α -phellandrene, myrcene, γ -terpinene, terpinolene. For these compounds, experimental data agree within 30-40%, except α -phellandrene and terpinolene for which discrepancies are larger. For other BVOC, including other terpenes, sesquiterpenes and oxygenated species, rate constants are mostly based on a single determination and highly uncertain. For these compounds, further rate constants determinations and end-product measurements are essential to better evaluate the role of NO_3 in their degradation. The ability to predict the NO_3 -BVOC rate constants using Structure-Activity Relationships (SAR) has been improved. A recent study (Kerdouci et al., 2010 Kerdouci 2014) presented a new SAR parameterization based on 180 NO_3 -VOCs reactions. The method is capable of predicting 90% of the rate constants within a factor of two.

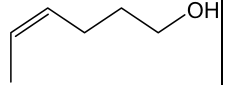
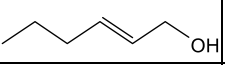
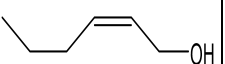
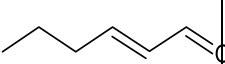
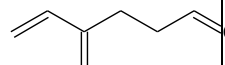
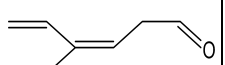
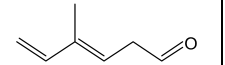
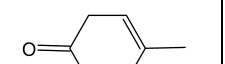
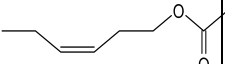
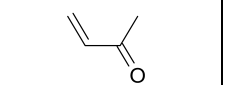
Table 2.1 Reaction rate constants of NO_3 +BVOC.

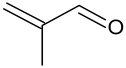
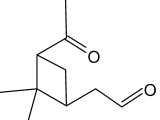
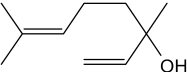
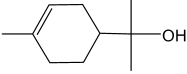
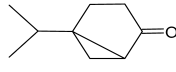
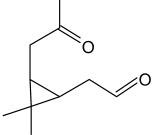
Compound	$k(\text{NO}_3+\text{BVOC})$ ($\text{cm}^3 \text{ molecule}^{-1} \text{ s}^{-1}$) ^a	Temperature (K)	Technique/Reference
Isoprene 	$(5.94 \pm 0.16) \times 10^{-13}$	295	RR/(Atkinson et al., 1984)
	$(1.30 \pm 0.14) \times 10^{-12}$	298	DF-MS/(Benter and Schindler, 1988)
	$(3.03 \pm 0.45) \times 10^{-12} \exp[-(450 \pm 70)/T]$	251-281	F-LIF/(Dlugokencky and Howard, 1989)
	$(6.52 \pm 0.78) \times 10^{-13}$	297	F-LIF/(Dlugokencky and Howard, 1989)
	$(1.21 \pm 0.20) \times 10^{-12}$	298	RR/(Barnes et al., 1990)
	$(7.30 \pm 0.44) \times 10^{-13}$	298	DF-MS/(Wille et al., 1991)
	$(8.26 \pm 0.60) \times 10^{-13}$	298	DF-MS/(Wille et al., 1991)
	$(1.07 \pm 0.20) \times 10^{-12}$	295	PR-A/(Ellermann et al., 1992)
	$(6.86 \pm 0.55) \times 10^{-13}$	298	RR/(Berndt and Boge, 1997b)
	$(7.3 \pm 0.2) \times 10^{-13}$	298	F-CIMS/(Suh et al., 2001)
$(6.24 \pm 0.11) \times 10^{-13}$	295	RR/(Zhao et al., 2011b)	
	6.5×10^{-13} ($\Delta \log k : \pm 0.15$)	298	IUPAC
α -pinene 	$(5.82 \pm 0.16) \times 10^{-12}$	295	RR/(Atkinson et al., 1984)
	$(1.19 \pm 0.31) \times 10^{-12} \exp[(490 \pm 70)/T]$	261-383	F-LIF/(Dlugokencky and Howard, 1989)
	$(6.18 \pm 0.94) \times 10^{-12}$	298	F-LIF/(Dlugokencky and Howard, 1989)
	$(6.56 \pm 0.94) \times 10^{-12}$	298	RR/(Barnes et al., 1990)
	$(3.5 \pm 1.4) \times 10^{-13} \exp[(841 \pm 144)/T]$	298-423	DF-LIF/(Martinez et al., 1998)
	$(5.9 \pm 0.8) \times 10^{-12}$	298	DF-LIF/(Martinez et al., 1998)
	$(5.82 \pm 0.56) \times 10^{-12}$	298	RR/(Kind et al., 1998)
	$(4.88 \pm 0.46) \times 10^{-12}$	298	RR/(Stewart et al., 2013)
	6.2×10^{-12} ($\Delta \log k : \pm 0.1$)	298	IUPAC

<p>β-pinene</p> 	$(2.36 \pm 0.10) \times 10^{-12}$ $(2.38 \pm 0.05) \times 10^{-12}$ $(1.1 \pm 0.4) \times 10^{-12}$ $(2.81 \pm 0.47) \times 10^{-12}$ $(1.6 \pm 1.5) \times 10^{-10} \exp[(-1248 \pm 36)/T]$ $(2.1 \pm 0.4) \times 10^{-12}$ $(2.81 \pm 0.56) \times 10^{-12}$ 2.5×10^{-12} ($\Delta \log k : \pm 0.12$)	295 296 298 298 298-293 298 298 298	RR/(Atkinson et al., 1984) RR/(Atkinson et al., 1988) RR/(Kotzias et al., 1989) RR/(Barnes et al., 1990) DF-LIF/(Martínez et al., 1998) DF-LIF/(Martínez et al., 1998) RR/(Kind et al., 1998) IUPAC
<p>Sabinene</p> 	$(1.01 \pm 0.03) \times 10^{-11}$ $(1.07 \pm 0.16) \times 10^{-11}$ $(2.3 \pm 1.3) \times 10^{-10} \exp[(-940 \pm 200)/T]$ 1.0×10^{-11} ($\Delta \log k : \pm 0.15$)	296 298 298-393 298	RR/(Atkinson et al., 1990) DF-LIF/(Martínez et al., 1999) DF-LIF/(Martínez et al., 1999) IUPAC
<p>Camphene</p> 	$(6.54 \pm 0.16) \times 10^{-13}$ $(3.1 \pm 0.5) \times 10^{-12} \exp[(-481 \pm 55)/T]$ $(6.2 \pm 2.1) \times 10^{-13}$	296 298-433 298	RR/(Atkinson et al., 1990) DF-LIF/(Martínez et al., 1998) DF-LIF/(Martínez et al., 1998)
<p>2-carene</p> 	$(1.87 \pm 0.11) \times 10^{-11}$ $(2.16 \pm 0.36) \times 10^{-11}$ $(1.66 \pm 0.18) \times 10^{-11}$ $(1.4 \pm 0.7) \times 10^{-12} \exp[(741 \pm 190)/T]$ 2.0×10^{-11} ($\Delta \log k : \pm 0.12$)	295 295 298 298-433 298	RR/(Corchnoy and Atkinson, 1990) RR/(Corchnoy and Atkinson, 1990) DF-LIF/(Martínez et al., 1999) DF-LIF/(Martínez et al., 1999) IUPAC
<p>3-carene</p> 	$(1.01 \pm 0.02) \times 10^{-11}$ $(8.2 \pm 1.2) \times 10^{-12}$ 9.1×10^{-12} ($\Delta \log k : \pm 0.12$)	295 298 298	RR/(Atkinson et al., 1984) RR/(Barnes et al., 1990) IUPAC
<p>d-limonene</p> 	$(1.31 \pm 0.04) \times 10^{-11}$ $(1.12 \pm 0.17) \times 10^{-11}$ $(9.4 \pm 0.9) \times 10^{-12}$ 1.2×10^{-11} ($\Delta \log k : \pm 0.12$)	295 298 298 298	RR/(Atkinson et al., 1984) RR/(Barnes et al., 1990) DF-LIF/(Martínez et al., 1999) IUPAC
<p>α-phellandrene</p> 	$(8.52 \pm 0.63) \times 10^{-11}$ $(5.98 \pm 0.20) \times 10^{-11}$ $(4.2 \pm 1.0) \times 10^{-11}$ $(1.9 \pm 1.3) \times 10^{-9} \exp[-(1158 \pm 270)/T]$ 7.3×10^{-11} ($\Delta \log k : \pm 0.15$)	294 298 298 298-433 298	RR/(Atkinson et al., 1985) RR/(Berndt et al., 1996) DF-LIF/(Martínez et al., 1999) DF-LIF/(Martínez et al., 1999) IUPAC
<p>β-phellandrene</p> 	$(7.96 \pm 2.82) \times 10^{-12}$	297	RR/(Shorees et al., 1991)

<p>α-terpinene</p> 	$(1.82 \pm 0.07) \times 10^{-10}$ $(1.03 \pm 0.06) \times 10^{-10}$ 1.8×10^{-10} ($\Delta \log k : \pm 0.25$)	294 298 298	RR/(Atkinson et al., 1985) RR/(Berndt et al., 1996) IUPAC
<p>γ-terpinene</p> 	$(2.94 \pm 0.05) \times 10^{-11}$ $(2.4 \pm 0.7) \times 10^{-11}$ 2.9×10^{-11} ($\Delta \log k : \pm 0.12$)	294 298 298	RR/(Atkinson et al., 1985) DF-LIF/(Martínez et al., 1999) IUPAC
<p>Terpinolene</p> 	$(9.67 \pm 0.51) \times 10^{-11}$ $(5.2 \pm 0.9) \times 10^{-11}$ $(6.12 \pm 0.52) \times 10^{-11}$ 9.7×10^{-11} ($\Delta \log k : \pm 0.25$)	295 298 298 298	RR/(Corchnoy and Atkinson, 1990) DF-LIF/(Martínez et al., 1999) RR/(Stewart et al., 2013) IUPAC
<p>Ocimene (cis, trans)</p> 	$(2.23 \pm 0.06) \times 10^{-11}$ 2.2×10^{-11} ($\Delta \log k : \pm 0.15$)	294 298	RR/(Atkinson et al., 1985) IUPAC
<p>Myrcene</p> 	$(1.06 \pm 0.02) \times 10^{-11}$ $(1.28 \pm 0.11) \times 10^{-11}$ $(2.2 \pm 0.2) \times 10^{-12} \exp[(523 \pm 35)/T]$ 1.1×10^{-11} ($\Delta \log k : \pm 0.12$)	294 298 298-433 298	RR/(Atkinson et al., 1985) DF-LIF/(Martínez et al., 1999) DF-LIF/(Martínez et al., 1999) IUPAC
<p>α-cedrene</p> 	$(0.82 \pm 0.30) \times 10^{-11}$	296	RR/(Shu and Atkinson, 1995)
<p>α-copaene</p> 	$(1.6 \pm 0.6) \times 10^{-11}$	296	RR/(Shu and Atkinson, 1995)
<p>β-caryophyllene</p> 	$(1.9 \pm 0.8) \times 10^{-11}$	296	RR/(Shu and Atkinson, 1995)
<p>α-humulene</p> 	$(3.5 \pm 1.3) \times 10^{-11}$	296	RR/(Shu and Atkinson, 1995)

<p>Longifolene</p> 	$(6.8 \pm 2.1) \times 10^{-13}$	296	RR/(Shu and Atkinson, 1995)
<p>Isolongifolene</p> 	$(3.9 \pm 1.6) \times 10^{-12}$	298	RR/(Canosa-Mas et al., 1999b)
<p>Alloisolongifolene</p> 	$(1.4 \pm 0.7) \times 10^{-12}$	298	RR/(Canosa-Mas et al., 1999b)
<p>α-neoclovene</p> 	$(8.2 \pm 4.6) \times 10^{-12}$	298	RR/(Canosa-Mas et al., 1999b)
<p>2-methyl-3-buten-2-ol</p> 	$4.6 \times 10^{-14} \exp[-(400 \pm 35)/T]$ $(1.21 \pm 0.09) \times 10^{-14}$ $(2.1 \pm 0.3) \times 10^{-14}$ $(1.55 \pm 0.55) \times 10^{-14}$ $(8.7 \pm 3.0) \times 10^{-15}$ $(1.0 \pm 0.2) \times 10^{-14}$ $(1.1 \pm 0.1) \times 10^{-14}$ 1.2×10^{-14} ($\Delta \log k : \pm 0.2$)	267-400 298 294 294 298 297 297 298	F-A/(Rudich et al., 1996) F-A/(Rudich et al., 1996) DF-A/(Hallquist et al., 1996) RR/(Hallquist et al., 1996) RR/(Fantechi et al., 1998b) RR/(Noda et al., 2002) RR/(Noda et al., 2002) IUPAC
<p>3-methyl-2-buten-1-ol</p> 	$(1.0 \pm 0.1) \times 10^{-12}$	297	RR/(Noda et al., 2002)
<p>3-methyl-3-buten-1-ol</p> 	$(2.7 \pm 0.2) \times 10^{-13}$	297	RR/(Noda et al., 2002)
<p><i>cis</i>-3-hexen-1-ol</p> 	$(2.72 \pm 0.83) \times 10^{-13}$ $(2.67 \pm 0.42) \times 10^{-13}$	296 298	RR/(Atkinson et al., 1995) DF-CEAS/(Pfrang et al., 2006)
<p><i>trans</i>-3-hexen-1-ol</p> 	$(4.43 \pm 0.91) \times 10^{-13}$	298	DF-CEAS/(Pfrang et al., 2006)

<i>cis</i> -4-hexen-1-ol 	$(2.93 \pm 0.48) \times 10^{-13}$	298	DF-CEAS/(Pfrang et al., 2006)
<i>trans</i> -2-hexen-1-ol 	$(1.30 \pm 0.24) \times 10^{-13}$	298	DF-CEAS/(Pfrang et al., 2006)
<i>cis</i> -2-hexen-1-ol 	$(1.56 \pm 0.24) \times 10^{-13}$	298	DF-CEAS/(Pfrang et al., 2006)
<i>trans</i> -2-hexenal 	$(1.21 \pm 0.44) \times 10^{-14}$ $(1.36 \pm 0.29) \times 10^{-14}$ $(4.7 \pm 1.5) \times 10^{-15}$	296 295 294	RR/(Atkinson et al., 1995) RR/(Zhao et al., 2011b) AR/(Kerdouci et al., 2012)
4-methylenehex-5-enal 	$(4.75 \pm 0.35) \times 10^{-13}$	296	RR/(Baker et al., 2004)
(3Z)-4-methylhexa-3,5-dienal 	$(2.17 \pm 0.30) \times 10^{-12}$	296	RR/(Baker et al., 2004)
(3E)-4-methylhexa-3,5-dienal 	$(1.75 \pm 0.27) \times 10^{-12}$	296	RR/(Baker et al., 2004)
4-methylcyclohex-3-en-1-one 	$(1.81 \pm 0.35) \times 10^{-12}$	296	RR/(Baker et al., 2004)
<i>cis</i> -3-hexenyl acetate 	$(2.46 \pm 0.75) \times 10^{-13}$	296	RR/(Atkinson et al., 1995)
methyl vinyl ketone 	$< 1.2 \times 10^{-16}$ $< 6 \times 10^{-16}$ $(3.2 \pm 0.6) \times 10^{-16}$ $(5.0 \pm 1.2) \times 10^{-16}$ $< 6 \times 10^{-16}$	298 296 296 296 298	F-A/(Rudich et al., 1996) DF- RR/(Kwok et al., 1996) LIF/(Canosa-Mas et al., 1999a) RR/(Canosa-Mas et al., 1999a) IUPAC

Methacrolein 	$(4.46 \pm 0.58) \times 10^{-15}$ $(3.08 \pm 0.18) \times 10^{-15}$ $(3.50 \pm 0.15) \times 10^{-15}$ $(3.72 \pm 0.47) \times 10^{-15}$ 3.4×10^{-15} ($\Delta \log k : \pm 0.15$)	296 298 298 296 298	RR/(Kwok et al., 1996) RR/(Chew et al., 1998) RR/(Chew et al., 1998) RR/(Canosa-Mas et al., 1999a) IUPAC
Pinonaldehyde 	$(2.40 \pm 0.38) \times 10^{-14}$ $(6.0 \pm 2.0) \times 10^{-14}$ $(2.0 \pm 0.9) \times 10^{-14}$ 2.0×10^{-14} ($\Delta \log k : \pm 0.25$)	299 300 296 298	RR/ (Hallquist et al., 1997a) RR/(Glasius et al., 1997) RR/(Alvarado et al., 1998) IUPAC
Linalool 	$(1.12 \pm 0.40) \times 10^{-11}$	296	RR/(Atkinson et al., 1995)
α -terpineol 	$(1.6 \pm 0.4) \times 10^{-11}$	297	RR/(Jones and Ham, 2008)
Sabinaketone 	$(3.6 \pm 2.3) \times 10^{-16}$	296	RR/(Alvarado et al., 1998)
Caronaldehyde 	$(2.5 \pm 1.1) \times 10^{-14}$	296	RR/(Alvarado et al., 1998)

^a Given uncertainties are those provided by the authors of the kinetic studies. The procedures used to calculate them are not detailed here as they often differ from one study to another. Readers are referred to the original papers for more information on the uncertainties determination.

5 RR: Relative Rate; DF-MS: Discharge Flow-Mass Spectrometry; DF-LIF: Discharge Flow-Laser Induced Fluorescence; DF-A: Discharge Flow-Absorption; DF-CEAS: Discharge Flow-Cavity Enhanced Absorption Spectroscopy; F-LIF: Flow System-Laser Induced Fluorescence; F-CIMS: Flow System-Chemical Ionisation Mass Spectrometry; F-A: Flow System-Absorption; PR-A: Pulse Radiolysis-Absorption; AR: Absolute Rate in simulation chamber

10

-

2.1.2 Mechanisms

In general, NO_3 reacts with unsaturated VOCs by addition to a double bond (Wayne et al., 1991), though hydrogen abstraction may occur, most favorably for aldehydic species (Zhang and Morris, 2015). The location and likelihood of the NO_3 addition to a double bond depends on the
5 substitution on each end of the double bond, with the favored NO_3 addition position being the one resulting in the most substituted carbon radical. In both cases, molecular oxygen adds to the resulting radical to form a peroxy radical (RO_2). For example, the major RO_2 isomers produced from isoprene and β -pinene oxidation via NO_3 are shown in Figure 2.1. The RO_2 distribution for isoprene oxidation by OH has been shown to be dependent on the RO_2 lifetime (Peeters et al.,
10 2009; 2014), but no similar theoretical studies have been conducted on the NO_3 system. Schwantes et al., (2015) determined the RO_2 isomer distribution at an RO_2 lifetime of ~ 30 s for isoprene oxidation via NO_3 . More theoretical and experimental studies are needed to understand the influence of RO_2 lifetime, which is long at night (~ 50 - 200 s for isoprene, Schwantes et al.,
15 2015), on the RO_2 isomer distribution, as this distribution influences the formation of all subsequent products (Figure 2.1).

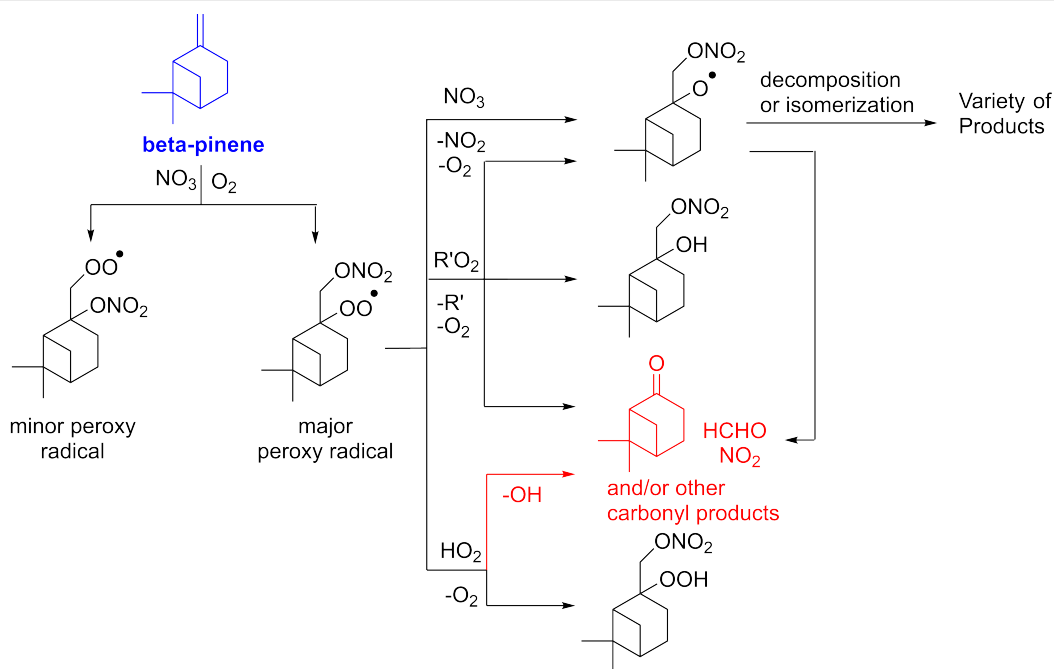
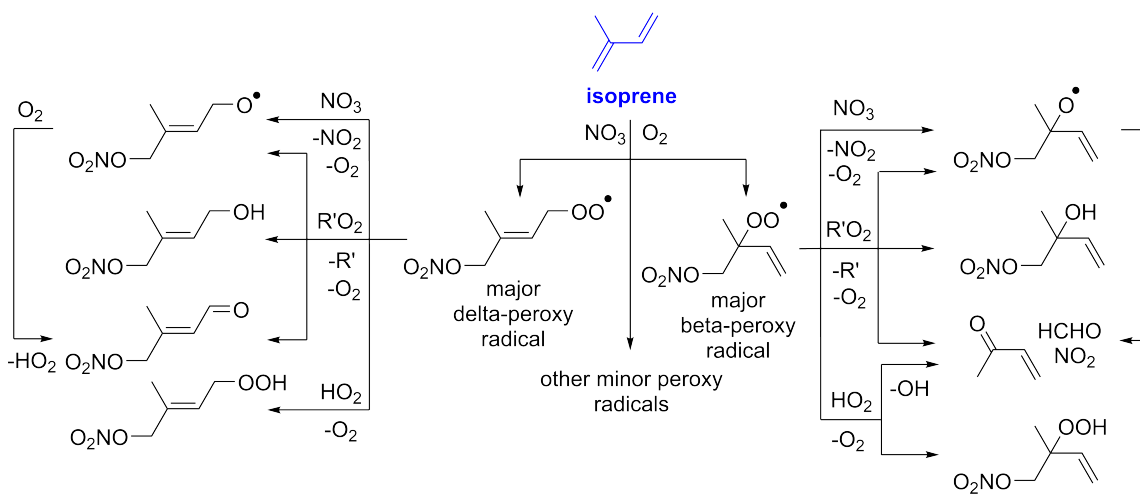


Figure 2.1. Condensed reaction mechanism for isoprene and β -pinene oxidation via NO_3 (adapted from Schwantes et al., 2015 and Boyd et al., 2015) For brevity, only products generated from the dominant peroxy radicals (RO_2) are shown. R' represents an alkoxy radical, carbonyl compound, or hydroxy compound. Two of the largest uncertainties in β -pinene oxidation are shown in red: 1) quantification of product yields from the $\text{RO}_2 + \text{HO}_2$ channel and 2) identification of carbonyl products formed from RO_2 reaction with NO_3 , RO_2 , or HO_2 (see text for more details).

The fate of RO_2 determines the subsequent chemistry. During the nighttime in the ambient atmosphere, RO_2 will isomerize or react with another RO_2 , NO_3 , or HO_2 . In order to monitor RO_2

isomerization reaction products, RO₂ lifetimes must be long in laboratory studies similar to the ambient atmosphere (e.g., Peeters et al., 2009, Crouse et al., 2011). The NO₃+BVOC reaction can be a source of nighttime HO₂ and OH radicals (Platt et al., 1990). Reaction with NO is a minor peroxy radical fate at night (Pye et al., 2015; Xiong et al., 2015). Few laboratory studies
5 have contrasted the fates of RO₂ and their impacts on gas-phase oxidation and aerosol formation (Ng et al., 2008; Boyd et al., 2015; Schwantes et al., 2015). Boyd et al. (2015) examined how RO₂ fate influences SOA formation and yields and studied the competition between the RO₂-NO₃ and RO₂-HO₂ channels for β -pinene. Boyd et al. (2015) determined that the SOA yields for both channels are comparable, indicating that the volatility distribution of products may not be very
10 different for the different RO₂ fates. In contrast, the results from NO₃ oxidation of smaller BVOC, such as isoprene, show large differences in SOA yields depending on the RO₂ fate (Ng et al., 2008), with larger SOA yields for second generation NO₃ oxidation (Rollins et al., 2009).

The well-established gas-phase first-generation products from the major β - and δ -RO₂ isomers formed from isoprene oxidation are shown in Figure 2.1 (adapted from Schwantes et al., 2015).
15 Some of the products are common between all the pathways, such as methyl vinyl ketone for the dominant β -RO₂ isomer. However, some products are unique to only one channel (e.g., hydroxy nitrates form from RO₂-RO₂ reactions and nitroxy hydroperoxides form from RO₂-HO₂ reactions). In this case, the overall nitrate yield and the specific nitrates formed from isoprene depend on the initial RO₂ isomer distribution and the fate of the RO₂. Furthermore, the
20 distribution of gas-phase products will then influence the formation of SOA. For isoprene, the SOA yields from RO₂-RO₂ reactions are ~2 times greater than the yield from RO₂-NO₃ reactions (Ng et al., 2008). The less well-established first-generation products from β -pinene oxidation are also shown in Figure 2.1 (adapted from Boyd et al., 2015). There are still lingering uncertainties (shown in red) in the first-generation products formed from β -pinene oxidation. The product
25 yields from the RO₂ + HO₂ channel are not well constrained largely due to the unavailability of authentic standards. In Figure 2.1, a carbonyl product is assumed to form directly from the RO₂ + HO₂ reaction instead of proceeding through an alkoxy intermediate consistent with theoretical calculations from different compounds (Hou et al., 2005a; 2005b, Praske et al., 2015). This is also uncertain, as few theoretical studies have been conducted on large molecules like β -pinene. The
30 identification of the carbonyl compound(s) produced from RO₂ reaction with NO₃, RO₂, or HO₂ is unknown. Hallquist et al., (1999) detected a low molar yield (0-2%, Table 2.2) of nopinone from

β -pinene NO_3 oxidation. Further laboratory studies identifying other carbonyl products are recommended.

Given the limited number of studies that have considered the fate of the peroxy radical, generalizations cannot yet be made for all VOCs. Indeed, more studies are needed to determine systematically how gas-phase products and SOA yields are influenced by reactions of RO_2 . More specifically, for all chamber experiments, constraining the fate and lifetime of RO_2 is required to attribute product and SOA yields to a specific pathway. As shown in Table 2.2 in section 2.2, the nitrate yields and SOA yields for NO_3 -induced degradation of many VOCs vary significantly between different studies. This is likely, in part, a result of each experiment having a different distribution of RO_2 fates, but may also arise from vapor wall losses.

In general, there are very few mechanistic studies for NO_3 relative to other oxidants. Furthermore, the elucidation of mechanisms is limited by the fact that most studies provide overall yields of organic nitrates (without individual identification of the species) and/or identification (without quantification) due to the lack of standards.

2.2 Organic aerosol yields, speciation and particle-phase chemistry

Several papers have reported chamber studies to measure the organic aerosol yield and/or gaseous and aerosol-phase oxidation product distribution from NO_3 -BVOC reactions. These are summarized in Table 2.2. In general, these experimental results show that monoterpenes are efficient sources of SOA, with reported yields variable but consistently above 20%, with the notable exception of α -pinene (yields 0-15%). This anomalous monoterpene also has a much larger product yield of carbonyls instead of organic nitrates compared to the others. This difference among monoterpenes was investigated in the context of the competition between O_3 and NO_3 oxidation (Draper et al., 2015), in which shifting from O_3 -dominated to NO_3 -dominated oxidation was observed to suppress SOA formation from α -pinene, Δ -carene, or limonene. The smaller isoprene has substantially lower SOA yields (2-24%), and the only sesquiterpene studied, β -caryophyllene, has a much larger yield (86-150%) than the monoterpenes.

In general, these chamber experiments are conducted under conditions that focus on first-generation oxidation only, but further oxidation can continue to change SOA loadings in the real atmosphere (e.g. (Rollins et al., 2009; Chacon-Madrid et al., 2013)). Recent experiments showed

that particulate organic nitrates formed from β -pinene- NO_3 are resilient to photochemical aging, while those formed from α -pinene- NO_3 evaporate more readily (Nah et al., 2016b).

Other chamber studies have not reported SOA mass yields or gas-phase product measurements but have otherwise demonstrated the importance of NO_3 -BVOC reactions to SOA production.

5 These studies have identified β -pinene and Δ -carene as particularly efficient sources of SOA upon NO_3 oxidation (Hoffmann et al., 1997), confirmed the greater aerosol-forming potential from β -pinene versus α -pinene (Bonn and Moortgat, 2002), and reported Fourier-Transform Infrared spectroscopy (FTIR) and aerosol mass spectrometry (AMS) measurements of the composition of organic nitrates detected in aerosol formed from NO_3 -isoprene, α -pinene, β -pinene, Δ -carene, and
10 limonene reactions (Bruns et al., 2010).

Relative humidity (RH) can be an important parameter as it affects the competition between NO_3 +BVOC reactions and heterogeneous uptake of N_2O_5 . Among existing laboratory studies, only a few have focused on the effect of RH on SOA formation from NO_3 -initiated oxidation (Bonn and Moortgat, 2002;Spittler et al., 2006;Fry et al., 2009;Boyd et al., 2015). The impact of

15 RH might be important, especially at night and during the early morning when RH near the surface is high and NO_3 radical chemistry is competitive with O_3 and OH reactions. However, observations of the effect of water on SOA formation originating from NO_3 oxidation hint at a varied role. Spittler et al. (2006) reported lower SOA yields under humid conditions, but other studies did not observe a significant effect (Bonn and Moortgat, 2002;Fry et al., 2009;Boyd et al.,

20 2015). Among the important effects of water is its role as a medium for hydrolysis. In laboratory studies, primary and secondary organic nitrates were found to be less prone to aqueous hydrolysis than tertiary organic nitrates (Darer et al., 2011;Hu et al., 2011). First-generation organic nitrates retaining double bonds may also hydrolyze relatively quickly, especially in the presence of acidity (Jacobs et al., 2014;Rindelaub et al., 2015). Depending on the relative amount of these

25 different types of organic nitrates, the overall hydrolysis rate could be different for organic nitrates formed from NO_3 oxidation and photooxidation in the presence of NO_x (Boyd et al., 2015). Recently, there has been increasing evidence from field measurements that organic nitrates hydrolyze in the particle phase, producing HNO_3 (Liu et al., 2012b;Browne et al., 2013). This has been only a limited focus of chamber experiments to date (Boyd et al., 2015). In addition to the

30 effect of RH, particle-phase acidity is known to affect SOA formation from ozonolysis and OH reaction (e.g. (Gao et al., 2004;Tolocka et al., 2004)). Thus far only one study has examined the effect of acidity on NO_3 -initiated SOA formation and found a negligible effect (Boyd et al., 2015). Notably, an effect of acidity was observed for the hydrolysis of organic nitrates produced

in photochemical reactions (Szmigielski et al., 2010; Rindelaub et al., 2015). While much organic nitrate aerosol is formed via $\text{NO}_3 + \text{BVOC}$ reactions, some fraction can also form from $\text{RO}_2 + \text{NO}$ chemistry. Rollins et al. (2010) observed the organic nitrate moiety in 6-15% of total SOA mass generated from high- NO_x photooxidation of limonene, α -pinene, Δ -3-carene, and tridecane. A very recent study of Berkemeier et al. (2016) showed that organic nitrates accounted for ~40% of SOA mass during initial particle formation in α -pinene oxidation by O_3 in the presence of NO , decreasing to ~15% upon particle growth to the accumulation-mode size range. They also observed a tight correlation ($R^2 = 0.98$) between organic nitrate content and SOA particle-number concentrations. This implies that organic nitrates may be among the extremely low volatility organic compounds (ELVOC) (Ehn et al., 2014; Tröstl et al., 2016) that play a critical role in nucleation and nano-particle growth.

Table 2.2 Oxidation products and SOA yields observed in previous studies of NO_3 -BVOC reactions. Except where noted, carbonyl and organic nitrate molar yields represent initial gas-phase yields were measured by FTIR spectroscopy (carbonyl and organic nitrate) or thermal desorption laser-induced fluorescence (TD-LIF) (organic nitrate only, (Rollins et al., 2010; Fry et al., 2013)). In some cases, the ranges reported correspond to wide ranges of organic aerosol loading, listed in the rightmost column. Where possible, the mass yield at $10 \mu\text{g m}^{-3}$ is reported for ease of comparison.

20

BVOC	Carbonyl molar yield	Organic nitrate molar yield	SOA mass yield	Corresponding OA loading or other relevant information
isoprene		62-78% (Rollins et al., 2009)	2% (14% after further oxidation) (Rollins et al., 2009)	Nucleation ($1 \mu\text{g m}^{-3}$)
			4 – 24% (Ng et al., 2008)	3 – 70 $\mu\text{g m}^{-3}$; 12% at $10 \mu\text{g m}^{-3}$
α -pinene	58-66% (Wangberg et al., 1997)	14% (Wangberg et al., 1997)	0.2 – 16% (Hallquist et al., 1999)	Nucleation; 0.5% at 10 ppb N_2O_5 reacted, 7% at 100 ppb N_2O_5 reacted*
	69-81% (Berndt and Boge, 1997a)	12-18% (Berndt and Boge, 1997b)		
	65-72%	18-25% (Hallquist et al., 1999)		
		11-29%		

	(Hallquist et al., 1999) 39-58% (Spittler et al., 2006)	(Spittler et al., 2006) 10% (Fry et al., 2014)	4 or 16% (Spittler et al., 2006)	Values for 20% RH and dry conditions, respectively at M_w^{**}
			1.7 – 3.6% (Nah et al., 2016a)	1.2 – 2.5 $\mu\text{g m}^{-3}$
			0% (Fry et al., 2014)	Both nucleation and ammonium sulfate seeded
			9% (Perraud et al., 2010)	Nucleation at 1 ppm N_2O_5 and 1 ppm α -pinene; OA = 480 $\mu\text{g m}^{-3}$ assuming density = 1.235 g cm^{-3}
	0-2% (Hallquist et al., 1999)	51-74% (Hallquist et al., 1999) 40% (Fry et al., 2009) 22% (Fry et al., 2014) 45%-74% of OA mass, (Boyd et al., 2015)	32 – 89% (Griffin et al., 1999)	32 – 470 $\mu\text{g m}^{-3}$; low end closest to 10 $\mu\text{g m}^{-3}$
β -pinene			7 – 40% (Moldanova and Ljungstrom, 2000) using new model to reinterpret data from (Hallquist et al., 1999) (10 – 52%)	7 – 10% at 7 ppb N_2O_5 reacted, 40 – 52% at 39 ppb N_2O_5 reacted
			50% (Fry et al., 2009)	40 $\mu\text{g m}^{-3}$; same yield at both 0% and 60% RH
			33-44% (Fry et al., 2014)	10 $\mu\text{g m}^{-3}$ ***
			27 – 104% (Boyd et al., 2015)	5 – 135 $\mu\text{g m}^{-3}$, various seeds and RO_2 fate regimes; 50 % for expts near 10 $\mu\text{g m}^{-3}$
Δ -carene	0-3% (Hallquist et al., 1999)	68-74% (Hallquist et al., 1999) 77%	13 – 72% (Griffin et al., 1999)	24 – 310 $\mu\text{g m}^{-3}$; low end closest to 10 $\mu\text{g m}^{-3}$

		(Fry et al., 2014)	
			12 – 49% (Moldanova and Ljungstrom, 2000) using new model to reinterpret data from (Hallquist et al., 1999) (15 – 62%)
			7 – 395 ppb N ₂ O ₅ reacted, 12-15% at 6.8 ppb N ₂ O ₅ reacted
			38 – 65% (Fry et al., 2014)
			10 µg m ⁻³ ***
	69% (Hallquist et al., 1999) 25-33% (Spittler et al., 2006)	48% (Hallquist et al., 1999) 63-72% (Spittler et al., 2006) 30% (Fry et al., 2011) 54% (Fry et al., 2014)	14 – 24% (Moldanova and Ljungstrom, 2000) using new model to reinterpret data from (Hallquist et al., 1999) (17%)
			10 ppb N ₂ O ₅ reacted; higher number in (Moldanova and Ljungstrom, 2000) from an additional injection of 7 ppb N ₂ O ₅ and accounting for secondary reactions
limonene			21 or 40% (Spittler et al., 2006)
			Ammonium sulfate or organic seed, respectively, at M ₀ **
			25 – 40% (Fry et al., 2011)
			Nucleation to 10 µg m ⁻³ (second injection of oxidant)
			44 – 57% (Fry et al., 2014)
			10 µg m ⁻³ ***
sabinene			14 – 76% (Griffin et al., 1999)
			24 – 277 µg m ⁻³ ; low end closest to 10 µg m ⁻³
			25 – 45% (Fry et al., 2014)
			10 µg m ⁻³ ***
β-caryophyllene			91 – 146% (Jaoui et al., 2013)
			60 – 130 µg m ⁻³ ; low end closest to 10 µg m ⁻³
			86% (Fry et al., 2014)
			10 µg m ⁻³

*The authors assume that N₂O₅ reacted = BVOC reacted. The anomalously low 0.2% yield observed at 390 ppb N₂O₅ reacted is a lower limit; Hallquist et al. note that the number-size distribution for that experiment fell partly outside the measured range.

**“M₀” corresponds to extrapolated value at highest mass loading. Organic seed aerosol in these experiments was generated from O₃+BVOC. Full dataset was shown only for limonene, where asymptote is 400 µg m⁻³)

***Yield range corresponds to two different methods of calculating ΔBVOC.

5

2.3 Heterogeneous and aqueous phase NO₃ processes

The NO₃ radical is not only a key nighttime oxidant of organic (and especially biogenic) trace gases, but it can also play an important role in the aqueous phase of tropospheric clouds and deliquesced particles (Chameides, 1978; Wayne et al., 1991; Herrmann and Zellner, 1998; Rudich et al., 1998). Whilst the reaction of NO₃ with organic particles and aqueous droplets in the atmosphere is believed to represent only an insignificant fraction of the overall loss rate for NO₃, it can have a substantial impact on the chemical and physical properties of the particle by modifying its lifetime, oxidation state, viscosity and hygroscopic properties and thus its propensity to act as a cloud condensation nucleus (Rudich, 2003).

Biogenic VOC include, but are not limited to the isoprenoids (isoprene, mono- and sesquiterpenes) as well as alkanes, alkenes, carbonyls, alcohols, esters, ethers, and acids (Kesselmeier and Staudt, 1999). Recent measurements indicate that biogenic emissions of aromatic trace-gases are also significant (Misztal et al., 2015). The gas-phase degradation of BVOC leads to the formation of a complex mixture of organic trace gases including hydroxyl- and nitrate- substituted oxygenates which can transfer to the particle phase by condensation or dissolution. Our present understanding is that non-anthropogenic SOA has a large contribution from isoprenoid degradation.

As is generally the case for laboratory studies of heterogeneous processes, most of the experimental investigations on heterogeneous uptake of NO₃ to organic surfaces have dealt with single component systems that act as surrogates for the considerably more complex mixtures found in atmospheric SOA. A further level of complexity arises when we consider that initially reactive systems, e.g. containing condensed or dissolved unsaturated hydrocarbons, can become deactivated as SOA ages, single bonds replace double bonds and the oxygen-to-carbon ratio increases.

We summarize the results of the laboratory studies to provide a rough guide to NO₃ reactivity on different classes of organics which may be present in SOA and note that further studies of NO₃ uptake to biogenic SOA which was either generated and aged under well-defined conditions (Fry et al., 2011) or sampled from the atmosphere are required to confirm predictions of uptake efficiency based on the presently available database.

2.3.1 Heterogeneous processes

For some particle-phase organics, the reaction with NO₃ is at least as important as other atmospheric oxidants such as O₃ and OH (Shiraiwa et al., 2009; Kaiser et al., 2011). The lifetime (τ) of a single component, liquid organic particle with respect to loss by reaction with NO₃ at concentration [NO₃] is partially governed by the uptake coefficient (γ) (Robinson et al., 2006; Gross et al., 2009):

$$\tau_{liquid} = \frac{2\rho_{org}N_A D_p}{3M_{org}\bar{c}\gamma[NO_3]} \quad (1)$$

Where D_p is the particle diameter, ρ_{org} and M_{org} are the density and molecular weight of the organic component, respectively, and \bar{c} is the mean molecular velocity of gas-phase NO₃, and N_A is Avogadro number. Thus defined, τ is the time required for all the organic molecules in a spherical (i.e., liquid) particle to undergo a single reaction with NO₃.

Recent studies have shown that organic aerosols can adopt semi-solid (highly viscous) or amorphous solid (crystalline or glass) phase states, depending on the composition and ambient conditions (Virtanen et al., 2010; Koop et al., 2011; Renbaum-Wolff et al., 2013). Typically the bulk phase diffusion coefficients of NO₃ are $\sim 10^{-7} - 10^{-9} \text{ cm}^2 \text{ s}^{-1}$ in semisolid and $\sim 10^{-10} \text{ cm}^2 \text{ s}^{-1}$ in solids (Shiraiwa et al., 2011). Slow bulk diffusion of NO₃ in a viscous organic matrix can effectively limit the rate of uptake (Xiao and Bertram, 2011; Shiraiwa et al., 2012). Similarly, the solubility may be different in a concentrated, organic medium. If bulk diffusion is slow, the reaction may be confined to the near-surface layers of the particle or bulk substrate. The presence of organic coatings on aqueous aerosols was found to suppress heterogeneous N₂O₅ hydrolysis by providing a barrier through which N₂O₅ needs to diffuse to undergo hydrolysis (Alvarado et al., 1998; Cosman et al., 2008; Griffiths et al., 2009). Reactive uptake by organic aerosols is expected to exhibit a pronounced decrease at low RH and temperature, owing to a phase transition from viscous liquid to semi-solid or amorphous solid (Arangio et al., 2015). Therefore, the presence of a semi-solid matrix may effectively shield reactive organic compounds from chemical degradation in long-range transport in the free troposphere.

To get an estimate of the processing rate of BVOC-derived SOA we have summarized the results of several laboratory studies to provide a rough guide to NO₃ reactivity on different classes of organics that may be present in SOA (Figure 2.3.1). A rough estimate of the reactivity of NO₃ to freshly generated, isoprenoid-derived SOA, which still contains organics with double bonds (e.g.,

from di-olefinic monoterpene such as limonene), may be obtained by considering the data on alkenes and unsaturated acids, where the uptake coefficient is generally close to 0.1.

The classes of organics for which heterogeneous reactions with NO_3 have been examined are: alkanolic / alkenic acids, alkanes and alkenes, alcohols, aldehydes, polyaromatic hydrocarbons (PAHs) and secondary organic aerosol. Laboratory studies have used either pure organic substrates, the organic of interest internally mixed in an aqueous particle or as a surface coating, the reactive organic mixed in a non-reactive organic matrix, or in the form of self-assembling monolayers. The surrogate surface may be available as a macroscopic bulk liquid (or frozen liquid) or in particulate form and both gas-phase and particle-phase analysis has been used to derive kinetic parameters and investigate products formed.

In the gas phase, the NO_3 radical reacts slowly (by H-abstraction) with alkanes, more rapidly with aldehydes due to the weaker C-H bond of the carbonyl group, and most readily with alkenes and aromatics via electrophilic addition. This trend in reactivity is also observed in the condensed-phase reactions of NO_3 with organics so that long chain organics, for which non-sterically hindered addition to a double bond is possible, and aromatics are the most reactive. In very general terms, uptake coefficients are in the range of $1-10 \times 10^{-3}$ for alkanes, alcohols and acids without double bonds, $2-200 \times 10^{-3}$ for alkenes with varying numbers of double bonds, $3-1000 \times 10^{-3}$ for acids with double bonds again depending on the number of double bonds, and $100-500 \times 10^{-3}$ for aromatics. These trends are illustrated in Figure 2.3.1 which plots the experimental data for the uptake of NO_3 to single component organic surfaces belonging to different classes of condensable organics. Condensed-phase organic nitrates have been frequently observed following interaction of NO_3 with organic surfaces (see below).

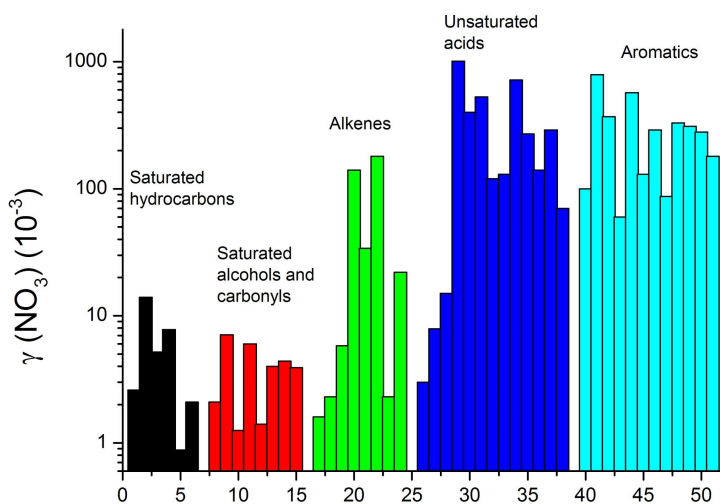


Figure 2.3.1. Uptake coefficients, $\gamma(\text{NO}_3)$, for the interaction of NO_3 with single component, organic surfaces. Details of the experiments and the references (corresponding to the x-axis numbers) are given in Table SI-1.

5

Saturated hydrocarbons

Uptake of NO_3 to saturated hydrocarbons is relatively slow, with uptake coefficients close to 10^{-3} . Moise et al. (2002) found that (for a solid sample) uptake to a branched chain alkane was more efficient than for a straight-chain alkane, which is consistent with known trends in gas-phase reactivity of NO_3 . The slow surface reaction with alkanes enables both surface and bulk components of the reaction to operate in parallel. The observation of RONO_2 as product is explained (Knopf et al., 2006; Gross and Bertram, 2009) by processes similar to those proceeding in the gas phase, i.e., abstraction followed by formation of peroxy and alkoxy intermediates which react with NO_2 and NO_3 to form the organic nitrate.

10

Unsaturated hydrocarbons

With exception of the data of Moise et al. (2002), the uptake of NO_3 to an unsaturated organic surface is found to be much more efficient than to the saturated analogue. The NO_3 uptake coefficient for e.g., squalene is at least an order of magnitude more efficient than for squalane (Xiao and Bertram, 2011; Lee et al., 2013). The location of the double bond is also important and the larger value for γ found for a self-assembling monolayer of NO_3 + undec-10-ene-1-thiol compared to liquid, long-chain alkenes is due to the fact that the terminal double bond is located at the interface and is thus more accessible for a gas-phase reactant (Gross and Bertram, 2009). NO_3 uptake to mixtures of unsaturated methyl oleate in a matrix of saturated organic was found to be consistent with either a surface or bulk reaction (Xiao and Bertram, 2011). The formation of condensed-phase organic nitrates and simultaneous loss of the vinyl group indicates that the reaction proceeds, as in the gas phase, by addition of NO_3 to the double bond followed by reaction of NO_3 (or NO_2) with the resulting alkyl and peroxy radicals formed (Zhang et al., 2014b).

15

Saturated alcohols and carbonyls

Consistent with reactivity trends for NO_3 in the gas-phase, the weakening of some C-H bonds in oxidized, saturated organics results in a more efficient interaction of NO_3 than for the non-oxidized counterparts although, as far as the limited data set allows trends to be deduced, the gas-phase reactivity trend of polyalcohol > alkanolate appears to be reversed in the liquid-phase

(Gross et al., 2009). For multi-component, liquid particles, the uptake coefficient will also depend on the particle viscosity (Iannone et al., 2011) though it has not been clearly established if the reaction proceeds predominantly at the surface or throughout the particle (Iannone et al., 2011). The reaction products are expected to be formed via similar pathways as seen in the gas phase, i.e., abstraction of the aldehydic-H atom for aldehydes and abstraction of a H atom from either the O-H or adjacent α -CH₂ group for alcohols prior to reaction of NO₂ and NO₃ with the ensuing alkyl and peroxy radicals (Zhang and Morris, 2015).

Organic Acids

The efficiency of uptake of NO₃ to unsaturated acids is comparable to that found with other oxidized, saturated organics (Moise et al., 2002) suggesting that the reaction proceeds, as in the gas phase, via abstraction rather than addition. Significantly larger uptake coefficients have been observed for a range of unsaturated, long chain acids, with γ often between 0.1 and 1 (Gross et al., 2009;Knopf et al., 2011;Zhao et al., 2011a). γ depends on the number and position (steric factors) of the double bond. For example, the uptake coefficient for abietic acid is a factor of 100 lower than for linoleic acid (Knopf et al., 2011). The condensed-phase products formed in the interaction of NO₃ with unsaturated acids are substituted carboxylic acids, including hydroxy nitrates, carbonyl nitrates, dinitrates, and hydroxy dinitrates (Hung et al., 2005;Docherty and Ziemann, 2006;McNeill et al., 2007;Zhao et al., 2011a).

Aromatics

The interaction of NO₃ with condensed-phase aromatics and polycyclic aromatic hydrocarbons (PAH) results in the formation of a large number of nitrated aromatics and nitro-PAHs. Similar to the gas-phase mechanism, the reaction is initiated by addition of NO₃ to the aromatic ring, followed by breaking of an N-O bond to release NO₂ to the gas phase and forming a nitrooxycyclohexadienyl-type radical which can further react with O₂, NO₂ or undergo internal rearrangement to form hydroxyl species (Gross and Bertram, 2008;Lu et al., 2011). The uptake coefficients are large and comparable to those derived for the unsaturated fatty acids.

The literature results on the interaction of NO₃ with organic substrates are tabulated in Table SI-1 in the Supplement, in which the uptake coefficient is listed (if available) along with the observed condensed- and gas-phase products.

2.3.2 Aqueous-phase reactions

The in situ formation of NO₃ (e.g., electron transfer reactions between nitrate anions and other aqueous radical anions (e.g., SO_x⁻, sulfur-containing radical anions, or Cl₂⁻), is generally of minor

importance and the presence of NO₃ in aqueous particles is largely a result of transfer from the gas phase (Herrmann et al., 2005; Tilgner et al., 2013). Concentrations of NO₃ in tropospheric aqueous solutions cannot be measured in situ and literature values are based on multiphase model predictions (Herrmann et al., 2010). Model studies with the CAPRAM mechanism (Chemical Aqueous Phase Radical Mechanism (CAPRAM; (Herrmann et al., 2005; Tilgner et al., 2013)) predict [NO₃] between 1×10^{-16} mol L⁻¹ to 2.7×10^{-13} mol L⁻¹. High NO₃ concentration levels are associated with urban clouds, while in rural and marine clouds these levels are an order of magnitude lower. Since the NO₃ concentrations are related to the NO_x budget, typically higher NO₃ concentrations are present under urban cloud conditions compared to rural and marine cloud regimes.

NO₃ radicals react with dissolved organic species via three different pathways: (i) by H-atom abstraction from saturated organic compounds, (ii) by electrophilic addition to double bonds within unsaturated organic compounds, and (iii) by electron transfer from dissociated organic acids (Huie, 1994; Herrmann and Zellner, 1998). For a detailed overview on aqueous-phase NO₃ radical kinetics, the reader is referred to several recent summaries (Neta et al., 1988; Herrmann and Zellner, 1998; Ross et al., 1998; Herrmann, 2003; Herrmann et al., 2010; Herrmann et al., 2015). Compared to the highly reactive and non-selective OH radical, the NO₃ radical is characterized by a lower reactivity and represents a more selective aqueous-phase oxidant. The available kinetic data indicate that the reactivity of NO₃ radicals with organic compounds in comparison to the two other key radicals (OH, SO₄⁻) is as follows: OH > SO₄⁻ >> NO₃ (Herrmann et al., 2015).

In Table SI-2 in the Supplement, we list kinetic parameters for reaction of NO₃ with aliphatic organic compounds as presently incorporated in the CAPRAM database (Bräuer et al., 2016). Typical ranges of rate constants (in M⁻¹ s⁻¹) for reactions of NO₃ in the aqueous phase are 10^6 – 10^7 for saturated alcohols, carbonyls and sugars, 10^4 – 10^6 for protonated aliphatic mono- and di-carboxylic acids, with higher values for oxygenated acids, 10^6 – 10^8 for deprotonated aliphatic mono- and di-carboxylic acids (higher values typically for oxygenated acids), 10^7 – 10^9 for unsaturated aliphatic compounds and 10^8 – 2×10^9 for aromatic compounds (without nitro/acid functionality). The somewhat larger rate constants for deprotonated aliphatic mono- and di-carboxylic acids, unsaturated aliphatic compounds and aromatic compounds is related to the occurrence of electron transfer reactions and addition reaction pathways, which are often faster than H-abstraction reactions.

Many aqueous-phase NO₃ reaction rate constants, even for small oxygenated organic compounds,

are not available in the literature and have to be estimated. In the absence of structure–activity relationships (SARs) for NO₃ radical reactions with organic compounds, Evans–Polanyi-type reactivity correlations are used to predict kinetic data for H-abstraction NO₃ radical reactions. The latest correlation for NO₃ reactions in aqueous solution based on 38 H-abstraction reactions of aliphatic alcohols, carbonyl compounds and carboxylic acids was published by (Hoffmann et al., 2009) (see Eq. 2).

$$\log(k_{\text{H}}) = (39.9 \pm 5.4) - (0.087 \pm 0.014) \cdot \text{BDE} \quad (2)$$

where BDE is the bond dissociation energy (in kJ mol⁻¹). The correlation is quite tight, with a correlation coefficient of R = 0.9.

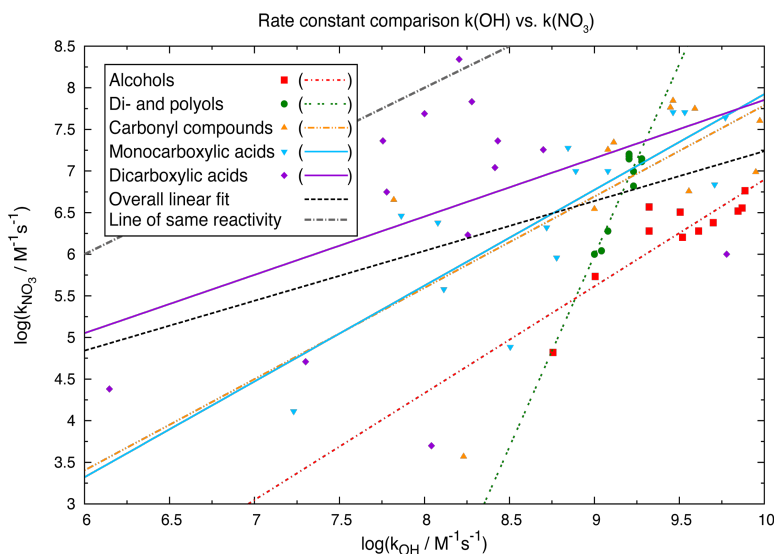


Figure 2.3.2.a. Correlation of OH versus NO₃ radical rate constants in the aqueous phase for the respective compound classes. The linear regression fits for the different compound classes are presented in the same color as the respective data points. The black line represents the correlation of the overall data.

A direct comparison of the aqueous-phase OH and NO₃ radical rate constants ($k_{298\text{K}}$) of organic compounds from different compound classes is presented in Figure 2.3.2.a, which shows that the NO₃ radical reaction rate constants for many organic compounds are about 2 orders of magnitude smaller than respective OH rate constants. In contrast, deprotonated dicarboxylic acids can react

with NO_3 via electron transfer, and have similar rate constants for OH-reaction. Rate constants for OH and NO_3 with alcohols and di-/polyols are well correlated (R^2 values are given in Table SI-3 in the Supplement), whereas those rate constants for carbonyl compounds and di-acids have a lower degree of correlation.

- 5 Figure 2.3.2.b shows a comparison of the modeled chemical turnovers of reactions of organic compounds with OH versus NO_3 radicals distinguished for different compound classes. The simulations were performed with the SPACCIM model (Wolke et al., 2005) for the urban summer CAPRAM scenario (see (Tilgner et al., 2013) for details) using the MCM3.2/CAPRAM4.0 mechanism (Rickard, 2015; Bräuer et al., 2016) which has in total 862 NO_3 radical reactions with
 10 organic compounds.

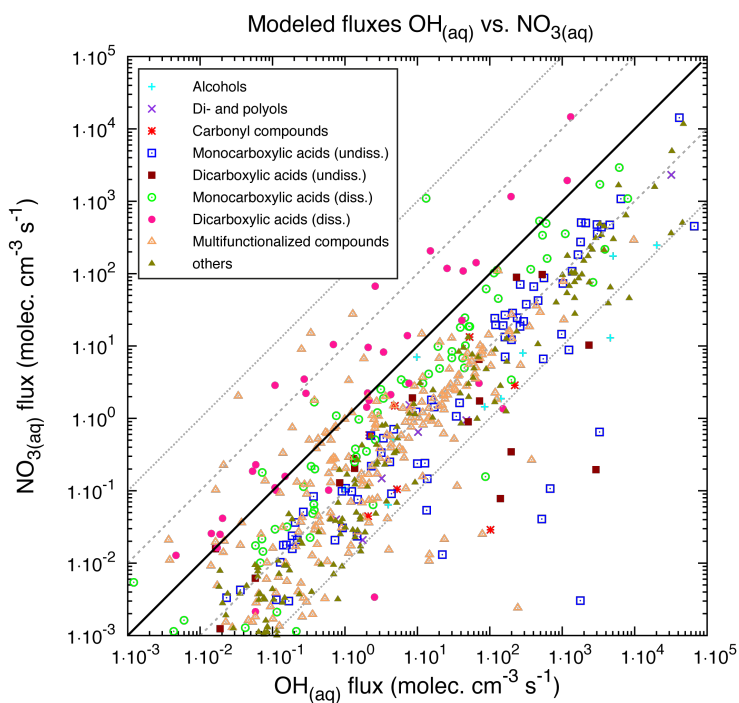


Figure 2.3.2.b. Comparison of modeled, aqueous-phase reaction fluxes (mean chemical fluxes in molecule $\text{cm}^{-3} \text{s}^{-1}$ over a simulation period of 4-5 days) of organic compounds with hydroxyl (OH) versus nitrate (NO_3) radicals distinguished by different compound classes (urban CAPRAM summer scenario).
 15

Most of the data lie under the 1:1 line, indicating that, for most of the organic compounds considered, chemical degradation by OH is more important than by NO_3 , with a significant
 20 fraction of the data lying close to a 10:1 line, though OH fluxes sometime exceed NO_3 fluxes by a

factor of $10^3 - 10^4$. Approximate, relative flux ratios (NO_3/OH) for different classes of organic are: 10^{-1} - 10^{-2} for alcohols (incl. di- and polyols) and carbonyl compounds, $10^{-1} - 10^{-4}$ for undissociated mono-acids and di-acids, ~ 1 (or larger) for dissociated mono-acids, $10^{-2} - >10$ for dissociated diacids, $10^{-2} - 1$ for organic nitrates. For carboxylate ions, NO_3 -initiated electron transfer is thus the dominant oxidation pathway. As OH-initiated oxidation proceeds via an H-abstraction, high NO_3 -OH flux ratios can be observed for carboxylate ions but not for protonated carboxylic acids.

Overall, Figure 2.3.2.b shows that, over a four-day, summer cycle, NO_3 radical reactions can compete with OH radical reactions in particular for protonated carboxylic acids and multifunctional compounds. Nevertheless, aqueous NO_3 radical reactions with organics will become more important during winter or at higher latitudes, where photochemistry as the main source of OH is less important. Finally, it should be noted that NO_3 aqueous phase nighttime chemistry will influence the concentration levels of many aqueous phase reactants available for reaction during the next day.

15 **2.4 Instrumental methods**

Atmospheric models of the interaction of NO_3 with BVOC rely on experimental data gathered in both the laboratory and the field. These experimental data are used to define model parameters and to evaluate model performance by comparison to observed quantities. Instrumentation for measurements of nitrogen-containing species, oxidants and organic compounds, including NO_x , O_3 , NO_3 , BVOC and oxidized reactive nitrogen compounds are all important to understand the processes at work. Of particular importance to the subject of this review is the characterization of organic nitrates, which are now known to exist in both the gas and particle phases and whose atmospheric chemistry is complex. This section reviews historical and current experimental methods used for elucidating NO_3 -BVOC atmospheric chemistry.

25 **2.4.1 Nitrate radical measurements**

Optical absorption spectroscopy has been the primary measurement technique for NO_3 . It usually makes use of two prominent absorption features of NO_3 near 623 nm and 662 nm. Note that the dissociation limit of the NO_3 molecule lies between the two absorption lines (Johnston et al., 1996), thus illumination by measurement radiation at the longer wavelength band does not lead to photolysis of NO_3 . The room temperature absorption cross section of NO_3 at 662 nm is $\sim 2 \times 10^{-17}$

$\text{cm}^2 \text{ molecule}^{-1}$ and increases at lower temperature (Yokelson et al., 1994; Osthoff et al., 2007). Thus at a typical minimum detectable optical density (reduction of the intensity compared to no absorption) and a light path length of 5 km, a detection limit of 10^7 molecules/ cm^3 or ~ 0.4 ppt (under standard conditions) is achieved.

- 5 Initial measurements of NO_3 in the atmosphere were long path averages using light paths between either the sun or the moon (e.g. (Noxon et al., 1978)) and the receiving spectrometer (also called passive techniques because natural light sources were used) or between an artificial light source and spectrometer over a distance of several km (active techniques, e.g. (Platt et al., 1980)). Passive techniques were later extended to yield NO_3 vertical profiles (e.g. (Weaver et al., 1996)).
- 10 In recent years, resonator cavity techniques allowed construction of very compact instruments capable of performing in situ measurements of NO_3 with absorption spectroscopy (see section 2.4.2.2).

An important distinction between the techniques is whether NO_3 can be deliberately or inadvertently removed from the absorption path as part of the observing strategy. Long-path

15 absorption spectroscopy does not allow control over the sample for obtaining a zero background by removing NO_3 (Category 1). Resonator techniques (at least as long as the resonator is encased) allow deliberate removal of NO_3 from the absorption path as part of the measurement sequence and may also result in inadvertent removal during sampling (Category 2).

For instruments of Category 1, the intensity without absorber (I_0) cannot be easily detected.

20 Therefore the information about the absorption due to NO_3 (and any other trace gas) has to be determined from the structure of the absorption, which is usually done by using Differential Optical Absorption Spectroscopy (DOAS) (Platt and Stutz, 2008), which relies on the characteristic fingerprint of the NO_3 absorption structure in a finite wavelength range (about several 10 nanometers wide). Thus a spectrometer of sufficient spectral range and resolution

25 (around 0.5 nm) is required.

Instruments of Category 2 can determine the NO_3 concentration from the difference (or rather log of the ratio) of the intensity with and without NO_3 in the measurement volume. In this case only an intensity measurement at a single wavelength (typically of a laser) is necessary, and specificity can be achieved through chemical titration with NO (Brown et al., 2001). However, enhanced

30 specificity without chemical titration can be gained by combining resonator techniques with DOAS detection. It should be noted that the advantage of a closed cavity to be able to remove (or manipulate) NO_3 comes at the expense of potential wall losses, which have to be characterized. Such instruments have the advantage of being able to also detect N_2O_5 , which is in thermal

equilibrium with NO₃ and can be quantitatively converted to NO₃ by thermal dissociation (Brown et al., 2001;Brown et al., 2002).

Another complication arises from the presence of water vapor and oxygen lines in the wavelength range of strong NO₃ absorptions. To compensate for these potential interferences in open path measurements (where NO₃ cannot easily be removed), daytime measurements are frequently used as reference because NO₃ levels are typically very low (but not necessarily negligibly low) (Geyer et al., 2003). Thus a good fraction of the reported NO₃ data (in particular older data) represents day-night differences.

Passive long-path remote sensing techniques

Measurements of the NO₃ absorption structure using sunlight take advantage of the fact that NO₃ is very quickly photolyzed by sunlight (around 5 seconds lifetime during the day) allowing for vertically resolved measurements during twilight (e.g. (Aliwell and Jones, 1998;Allan et al., 2002;Coe et al., 2002;von Friedeburg et al., 2002)). The fact that the NO₃ concentration is nearly zero due to rapid photolysis in the directly sunlit atmosphere, while it is largely undisturbed in a shadowed area, can be used to determine NO₃ vertical concentration profiles during sunrise using the moon as a light source (Smith and Solomon, 1990;Smith et al., 1993;Weaver et al., 1996). Alternatively the time series of the NO₃ column density derived from scattered sunlight originating from the zenith (or from a viewing direction away from the sun) during sunrise can be evaluated to yield NO₃ vertical profiles (Allan et al., 2002;Coe et al., 2002;von Friedeburg et al., 2002).

Nighttime NO₃ total column data have been derived by spectroscopy of moonlight and starlight (Naudet et al., 1981), the intensity of which is about 4-5 orders of magnitude lower than that of sunlight. Thus photolysis of NO₃ by moonlight is negligible. A series of moonlight NO₃ measurements have been reported (Noxon et al., 1980;Noxon, 1983;Sanders et al., 1987;Solomon et al., 1989;Solomon et al., 1993;Aliwell and Jones, 1996a, b;Wagner et al., 2000). These measurements yield total column data of NO₃, the sum of tropospheric and stratospheric partial columns. Separation between stratospheric and tropospheric NO₃ can be accomplished (to some extent) by the Langley-Plot method (Noxon et al., 1980), which takes advantage of the different dependence of tropospheric and stratospheric NO₃ slant column density on the lunar zenith angle.

Active long-path techniques

A large number of NO₃ measurements have been made using the active long-path DOAS technique (Platt et al., 1980;Platt et al., 1981;Pitts et al., 1984;Platt et al., 1984;Heintz et al., 1996;Allan et al., 2000;Martinez et al., 2000;Geyer et al., 2001a;Geyer et al., 2001b;Gölz et al.,

2001;Stutz et al., 2002;Geyer et al., 2003;Stutz et al., 2004;Asaf et al., 2009;McLaren et al., 2010;Stutz et al., 2010;Crowley et al., 2011;Sobanski et al., 2016). Here, a searchlight-type light source is used to transmit a beam of light across a kilometer-long light path in the open atmosphere to a receiving telescope-spectrometer combination. The light source typically is a
5 broad-band thermal radiator (incandescent lamp, Xe-arc lamp, laser driven light source). More recently LED light sources were also used (Kern et al., 2006). The telescope (around 0.2 m diameter) collects the radiation and transmits it, usually through an optical fiber, into the spectrometer, which produces the absorption spectrum. Modern instruments now almost exclusively use transmitter/receiver combinations at one end of the light path and retro-reflector
10 arrays (e.g., cat-eye like optical devices) at the other end. The great advantage of this approach is that power and optical adjustment is only required at one end of the light path while the other end (with the retro-reflector array) is fixed. In this way, several retro-reflector arrays, for instance mounted at different altitudes, can be used sequentially with the same transmitter/receiver unit allowing determination of vertical profiles of NO₃ (and other species measurable by DOAS)
15 (Stutz et al., 2002;Stutz et al., 2004;Stutz et al., 2010).

In situ measurement techniques

Cavity ring-down spectroscopy (CRDS) and cavity enhanced absorption spectroscopy (CEAS) are related techniques for in situ quantification of atmospheric trace gases such as NO₃. These methods are characterized by high sensitivity, specificity, and acquisition speed (Table 2.4.1a),
20 and they allow for spatially resolved measurements on mobile platforms.

In CRDS, laser light is “trapped” in a high-finesse stable optical cavity, which usually consists of a pair of highly reflective spherical mirrors in a near-confocal arrangement. The concentrations of the optical absorbers present within the resonator are derived from the Beer-Lambert law and the rate of light leaking from the cavity after the input beam has been switched off (O’Keefe and
25 Deacon, 1988). CRDS instruments are inherently sensitive as they achieve long effective optical absorption paths (up to or in some cases exceeding 100 km) as the light decay is monitored for several 100 μs, and the absorption measurement is not affected by laser intensity fluctuations. For detection of NO₃ at 662 nm, pulsed laser sources such as Nd:YAG pumped dye lasers have been used because of the relative ease of coupling the laser beam to the optical cavity (Brown et al.,
30 2002;Brown et al., 2003;Dubé et al., 2006). Relatively lower cost continuous-wave (cw) diode laser modules that are easily modulated also have been popular choices (e.g., (King et al., 2000;Simpson, 2003;Ayers et al., 2005;Odame-Ankrah and Osthoff, 2011;Wagner et al., 2011)).

In a CEAS instrument (also referred to as integrated cavity output spectroscopy, ICOS or cavity enhanced DOAS, CE-DOAS), the spectrum transmitted through a high-finesse optical cavity is recorded. Mixing ratios of the absorbing gases are derived using spectral retrieval routines similar to those used for open-path DOAS (e.g., (O'Keefe, 1998;O'Keefe et al., 1999;Ball et al., 5 2001;Fiedler et al., 2003;Platt et al., 2009;Schuster et al., 2009)).

CRDS and CEAS are, in principle, absolute measurement techniques and do not need to rely on external calibration. In practice, however, chemical losses can occur on the inner walls of the inlet (even when constructed from inert materials such as Teflon) or at the aerosol filters necessary for CRDS instruments. Hence the inlet transmission efficiencies have to be monitored for 10 measurements to be accurate (Fuchs et al., 2008;Odame-Ankrah and Osthoff, 2011;Fuchs et al., 2012). On the other hand, a key advantage of in situ instruments over open-path instruments is that the sampled air can be manipulated. Deliberate addition of excess NO to the instrument's inlet titrates NO₃ and allows measurement of the instrument's zero level and separation of contributions to optical extinction from other species, such as NO₂, O₃ and H₂O. Adding a heated 15 section to the inlet (usually in a second detection channel) enables (parallel) detection of N₂O₅ via the increase in the NO₃ signal (Brown et al., 2001;Simpson, 2003).

In addition, non-optical techniques have been used to detect and quantify NO₃. Chemical ionization mass spectrometry (CIMS) is a powerful method for sensitive, selective, and fast quantification of a variety of atmospheric trace gases (Huey, 2007). NO₃ is readily detected after 20 reaction with iodide reagent ion as the nitrate anion at *m/z* 62; at this mass, however, there are several known interferences, including dissociative generation from N₂O₅, HNO₃, and HO₂NO₂ (Slusher et al., 2004;Abida et al., 2011;Wang et al., 2014). There has been more success with the quantification of N₂O₅, usually as the iodide cluster ion at *m/z* 235 (Kercher et al., 2009), though accurate N₂O₅ measurement at *m/z* 62 has been reported from recent aircraft measurements with 25 large N₂O₅ signal (Le Breton et al., 2014).

Two groups have used laser induced fluorescence (LIF) to quantify NO₃ (and N₂O₅ through thermal dissociation) in ambient air (Wood et al., 2003;Matsumoto et al., 2005a;Matsumoto et al., 2005b). The major drawback of this method is the relatively low fluorescence quantum yield of NO₃, and hence the method has not gained wide use.

30 Another technique that was demonstrated to be capable of measuring NO₃ radicals at atmospheric concentration is matrix isolation electron spin resonance (MIESR) (Geyer et al., 1999). Although the technique allows simultaneous detection of other radicals (including HO₂ and NO₂), it has not been used extensively, probably because of its complexity.

Recently, a variety of in situ NO₃ (Dorn et al., 2013) and N₂O₅ (Fuchs et al., 2012) measurement techniques were compared at the SAPHIR chamber in Juelich, Germany. All instruments measuring NO₃ were optically based (absorption or fluorescence). N₂O₅ was detected as NO₃ after thermal decomposition in a heated inlet by either CRDS or LIF. Generally, agreement within the accuracy of instruments was found for all techniques detecting NO₃ and/or N₂O₅ in this comparison exercise. This study showed excellent agreement between the instruments on the single digit ppt NO₃ and N₂O₅ levels with no noticeable interference due to NO₂ and water vapor for instruments based on cavity ring-down or cavity enhanced spectroscopy. Because of the low sensitivity of LIF instruments, N₂O₅ measurements by these instruments were significantly noisier compared to the measurements by cavity enhanced methods. The agreement between instruments was less good in experiments with high aerosol mass loadings, specifically for N₂O₅ presumably due to enhanced, unaccounted loss of NO₃ and N₂O₅ demonstrating the need for regular filter changes in closed cavity instruments. Whereas differences between N₂O₅ measurements were less than 20% in the absence of aerosol, measurements differed up to a factor of 2.5 for the highest aerosol surface concentrations of 5×10⁸ nm² cm⁻³. Also differences between NO₃ measurements showed an increasing trend (up to 50%) with increasing aerosol surface concentration for some instruments.

Table 2.4.1a Selected CRDS and CEAS instruments used to quantify NO₃ mixing ratios in ambient air.

Principle of measurement (laser pulse rate)	LOD or precision (integration time)	Reference
BB-CEAS	2.5 pptv (8.6 min)	(Ball et al., 2004)
BB-CRDS	1 pptv (100 s)	(Bitter et al., 2005)
off-axis cw CRDS (500 Hz)	2 pptv (5 s)	(Ayers and Simpson, 2006)
on-axis pDL-CRDS (33 Hz)	< 1 pptv (1 s)	(Dubé et al., 2006)

BB-CEAS	4 pptv (60 s)	(Venables et al., 2006)
pDL-CRDS (10 Hz)	2.2 pptv (100 s)	(Nakayama et al., 2008)
off-axis cw CRDS (200 Hz)	2 pptv (5 s)	(Schuster et al., 2009;Crowley et al., 2010)
CE-DOAS	6.3 pptv (300 s)	(Platt et al., 2009;Meinen et al., 2010)
BB-CEAS	2 pptv (15 s)	(Langridge et al., 2008;Benton et al., 2010)
BB-CEAS	< 2 pptv (1s)	(Kennedy et al., 2011)
on-axis cw-CRDS (500 Hz)	< 1 pptv (1 s)	(Wagner et al., 2011)
on-axis cw-CRDS (300 Hz)	8 pptv (10 s)	(Odame-Ankrah and Osthoff, 2011)
BB-CEAS	1 pptv (1 s)	(Le Breton et al., 2014)
BB-CEAS	7.9 pptv (60 s)	(Wu et al., 2014)

CEAS = cavity enhanced absorption spectroscopy; CRDS = cavity ring-down spectroscopy; BB = broadband; pDL = pulsed dye laser; CE-DOAS = cavity-enhanced differential optical absorption spectroscopy; cw = continuous wave diode laser

- 5 **Table 2.4.1b** Selected instruments used to quantify NO₃ and N₂O₅ mixing ratios in ambient air not using cavity-enhanced absorption spectroscopy.

Principle of measurement	LOD or precision (integration time)	Species detected	Reference
-----------------------------	--	------------------	-----------

MIESR	< 2 pptv (30 min)	NO ₃	(Geyer et al., 1999)
CIMS	12 pptv (1 s)	NO ₃ +N ₂ O ₅	(Slusher et al., 2004) (Matsumoto et al., 2005a;Matsumoto et al., 2005b)
LIF	11 pptv (10 min)	NO ₃	(Wood et al., 2005)
CIMS	30 pptv (30 s)	N ₂ O ₅	(Zheng et al., 2008)
CIMS	5 pptv (1 min)	N ₂ O ₅	(Kercher et al., 2009) (Le Breton et al., 2014)
CIMS	7.4 pptv (1 s)	N ₂ O ₅	(Wang et al., 2014)

MIESR = Matrix Isolation Electron Spin Resonance; CIMS = chemical ionization mass spectrometry; LIF = laser induced fluorescence

2.4.2 Gas phase organic nitrate measurements

- Analytical techniques to detect gaseous organic nitrates have been documented in a recent review by Perring et al. (2013). Sample collection techniques for organic nitrates include pre-concentration on solid adsorbents (Atlas and Schauffler, 1991;Schneider and Ballschmiter, 1999;Grossenbacher et al., 2001), cryogenic trapping (Flocke et al., 1991) or collection in stainless steel canisters (Flocke et al., 1998;Blake et al., 1999) or direct sampling (Day et al., 2002;Beaver et al., 2012).
- The approaches to the analysis of the organic nitrates fall into three broad categories. First, one or more chemically-speciated organic nitrates are measured by a variety of techniques including liquid chromatography (LC) (Kastler et al., 2000) or gas chromatography (GC) with electron capture detection (Fischer et al., 2000), GC with electron impact or negative-ion-chemical ionization mass spectrometry (GC-MS) (Atlas, 1988;Luxenhofer et al., 1996;Blake et al., 1999;Blake et al., 2003a;Blake et al., 2003b;Worton et al., 2008), GC followed by conversion to NO and chemiluminescent detection (Flocke et al., 1991;Flocke et al., 1998), GC followed by photoionization mass spectrometry (Takagi et al., 1981), GC followed by conversion of organic

nitrates to NO₂ and luminol chemiluminescent detection (Hao et al., 1994), CIMS (Beaver et al., 2012;Paulot et al., 2012) and proton transfer reaction MS (PTR-MS) (Perring et al., 2009). Second, the sum of all organic nitrates can be measured *directly* by thermal dissociation to NO₂, which is subsequently measured by LIF (TD-LIF) (Day et al., 2002), CRDS (TD-CRDS) (Paul et al., 2009;Thieser et al., 2016) or cavity attenuated phase shift spectroscopy (TD-CAPS) (Sadanaga et al., 2016). Finally, the sum of all organic nitrates can be measured *indirectly* as the difference between all reactive NO_x except for organic nitrates and total oxidized nitrogen (NO_y) (Parrish et al., 1993).

Recent advances in adduct ionization, in which the charged cluster of the parent reagent ion with the compound of interest is detected, coupled to high resolution time-of-flight (HR-ToF) mass spectrometers is particularly advantageous owing to its soft ionization approach, thereby minimizing fragmentation and allowing identification of molecular composition. Multifunctional organic nitrates resulting from the oxidation of BVOC have been detected using CF₃O⁻ (Bates et al., 2014;Nguyen et al., 2015;Schwantes et al., 2015;Teng et al., 2015) and iodide as reagent ions (Lee et al., 2014a;Xiong et al., 2015;Lee et al., 2016;Nah et al., 2016b;Xiong et al., 2016).

2.4.3 Online analysis of particulate matter

Total (organic + inorganic) mass of particulate nitrates is routinely quantified using on-line AMS (Jayne et al., 2000;Allan et al., 2004), from which the mass of organic nitrates can be obtained by three techniques. First, the NO⁺/NO₂⁺ ratio (or NO₂⁺/NO⁺ ratio) in the mass spectra is used to distinguish organic from inorganic nitrates (Fry et al., 2009;Farmer et al., 2010;Fry et al., 2013;Xu et al., 2015b;Kiendler-Scharr et al., 2016). It is noted that the NO₂⁺/NO⁺ approaches zero in the case of low or non-existent NO₂⁺ signal, while NO⁺/NO₂⁺ gives large numbers. Second, positive matrix factorization (PMF) of data matrices including the NO⁺ and NO₂⁺ ions in addition to organic ions (Sun et al., 2012;Hao et al., 2014;Xu et al., 2015b) is used. Third, the particulate inorganic nitrate concentration as measured by an independent method such as ion chromatography is subtracted from the total particulate nitrate concentration (Schlag et al., 2016;Xu et al., 2015a;Xu et al., 2015b). A detailed comparison of these three methods is presented in Xu et al. (2015b). As the NO⁺/NO₂⁺ ratio in AMS data is dependent on instruments and the types of nitrates (inorganic, organic nitrates from different VOC oxidations), different strategies were developed when using this method to estimate particulate organic nitrates (Fry et al., 2013;Xu et al., 2015b).

A specialized inlet that selectively scrubs gaseous organic nitrates or collects particulate mass on a filter has been coupled to some of the techniques summarized in this section and utilized to observe particulate organic nitrates in the ambient atmosphere and laboratory studies. A TD-LIF equipped with a gas-scrubbing denuder (Rollins et al., 2010; Rollins et al., 2012) and the filter inlet for gases and aerosols (FIGAERO) (Lopez-Hilfiker et al., 2014) at the front end of an iodide-adduct HR-ToF-CIMS are examples (Lee et al., 2016; Nah et al., 2016b).

2.4.4 Offline analysis of particulate matter

Owing to its ability to analyze polar organic compounds without a prior derivatization step, liquid chromatography coupled to MS (HPLC/MS) is well suited for the characterization of SOA compounds originating from the reactions of BVOC and NO₃. Unlike in GC/MS methods, a soft ionization technique such as electrospray ionization (ESI) is utilized to ionize target analytes in the LC/MS technique. In the ESI/MS, target analytes are detected as a cation adduct of a target analyte (e.g. [M + H]⁺ or [M + Na]⁺) for a positive mode or a deprotonated form of a target analyte ([M - H]⁻) for a negative mode. As a biogenic SOA compound typically bears a functional group, such as a carboxylic group or a sulfate group, that easily loses a proton, the negative mode ESI ((-)ESI) is commonly applied to detect SOA compounds. High-resolution MS such as TOF or Fourier transform ion cyclotron (FTICR) MS is commonly used to assign chemical formulas for SOA compounds unambiguously.

The LC/(-)ESI-MS technique played a crucial role in relating the formation of organosulfates (OS) and nitrooxy-organosulfates (NOS) to NO₃-initiated oxidation of BVOC in laboratory-generated and ambient SOA. Since these earlier works, a number of studies have reported the presence of OS and/or NOS compounds in ambient samples (Table SI-4 in the Supplement), though most studies do not connect these compounds explicitly to the NO₃ oxidation of BVOC. It should be noted that the direct infusion (-)ESI-MS technique rather than LC/(-)ESI-MS is often used for the analysis of fog, rainwater, and cloud water samples as diluted liquid water samples can be injected into the ion source directly without a sample pre-treatment procedure. However, caution is warranted for the direct infusion technique because it cannot separate isobaric isomers and it is susceptible to ion suppression, especially from the presence of inorganic ions in the samples.

Whilst the LC or direct infusion (-)ESI-MS techniques have been successfully applied for the detection of the oxidation products from NO₃-BVOC reactions, the techniques have been less

successful in quantifying these compounds mainly due to the lack of authentic standard compounds. The synthesis of these compounds should be a priority for future studies.

Finally, total organic nitrate functional groups within the particle phase have been quantified in ambient air using FTIR of particles collected on ZnSe impaction disks (low pressure cascade impactor, size segregated) or Teflon filters (PM₁) (Mylonas et al., 1991; Garnes and Allen, 2002; Day et al., 2010). The organic nitrate content of particles can be quantified offline as well by collection on quartz fiber filters, extraction into solution (e.g., with water:acetonitrile mixtures) and analysis using standard wet chemistry techniques such as high pressure liquid chromatography coupled to electrospray ionization mass spectrometry (HPLC-ESI-MS) (Angove et al., 2006; Perraud et al., 2010; Draper et al., 2015).

2.5 Field observations

This section surveys the current literature on field observations of nitrate radicals and BVOC (section 2.5.1), and organic nitrate aerosol attributable to NO₃-BVOC chemistry (section 2.5.2).

2.5.1 Nitrate radicals and BVOC

A few years after the first measurement of tropospheric NO₃ (Noxon et al., 1980; Platt et al., 1980), it was recognized that the nitrate radical is a significant sink for BVOC, especially monoterpenes in terrestrial ecosystems and dimethyl sulfide (DMS) in maritime air influenced by continental NO_x sources (Winer et al., 1984). The conclusion was based upon computer simulations using NO₃ concentrations measured in field studies in western USA and Europe, and measured rate constants of NO₃ with olefins. The scenarios in these simulations showed very low monoterpene concentrations in the early morning that were directly attributable to BVOC reactions with NO₃. An analysis of NO₃ formation rates at several urban and rural sites in Scandinavia (Ljungström and Hallquist, 1996) resulted in the conclusion that while nighttime urban loss of NO₃ is dominated by reaction with NO, the loss in rural regions is likely dominated by reactive hydrocarbons, especially monoterpenes.

Due to the fast reactions of NO₃ with BVOC, lifetimes of NO₃ in biogenically-influenced environments can be very short, making simultaneous detection of VOC and NO₃ in biogenic regions very difficult. For this reason, several studies have inferred levels of NO₃ and its role in processing BVOC using observational analysis and supporting modeling. In particular, the rapid decay of isoprene after sunset has received considerable attention. Measurements of BVOC ~ 1-2 m above canopy level in a Loblolly pine plantation in Alabama during the 1990 ROSE program

(Goldan et al., 1995) were used to infer a nighttime NO_3 mixing ratio of only 0.2 ppt and NO_3 lifetime of only 7 s due to high levels of monoterpenes. The 4 hr decay time of isoprene after sunset could not be accounted for by gas reactions with NO_3 and O_3 although the decrease in the α -/ β -pinene ratio at night was consistent with known NO_3 and O_3 chemistry. As part of the North American Research Strategy for Tropospheric Ozone - Canada East (NARSTO-CE) campaign, measurements of BVOC were made in Nova Scotia in a heavily forested region (Biesenthal et al., 1998). A box-model simulation based on the observational analysis found that the short lifetime of isoprene at night ($\tau=1-3$ hours) could not be explained by the NO_3 radical, which was estimated to be 0.1 ppt maximum at night due to low NO_x and O_3 levels and high monoterpene emissions. When OH yields from ozonolysis of BVOC were included in the model, this nighttime OH oxidant could partially account for the isoprene decay. During the Southern Oxidants Study (SOS) campaign in Nashville, TN (Starn et al., 1998), a chemical box model was used to show that rapid nighttime decays of isoprene were consistent with simulated NO_3 but only when the site was impacted by urban NO_x emissions. During the PROPHET study, measurements of VOC were made in a mixed forest approximately 10 m above the canopy surface (Hurst et al., 2001). Isoprene decays at night had an average lifetime of ~ 2.7 hrs. Box modeling showed that O_3 reactions as well as dry deposition were insufficient to account for the decay and that the NO_3 radical was a significant sink only after the majority of isoprene had already decayed. On some nights, oxidation by OH could account for all the decay but the decay rates were over predicted. The authors concluded that vertical transport of isoprene-depleted air aloft contributes to the fast initial decay of isoprene, followed by nighttime OH, NO_3 and O_3 chemistry decay. Steinbacher et al. (2005) reported on surface measurements in the Po valley at a site 200-300 m from the closest edge of a deciduous forest. Bimodal diurnal cycles of isoprene were observed with morning and evening maxima that were reproduced by a Eulerian model. Isoprene decay lifetimes of 1-3 hrs were partially explained by NO_3 decay, although a dynamic influence on isoprene decrease seemed to be likely including horizontal and vertical dispersion. During the HOHenpeissenberg Photochemistry Experiment (HOHPEX) field campaign, BVOC were analyzed via 2-D GC at a site located on a hilltop above adjacent rural agricultural/forested area that is frequently in the residual layer at night (Bartenbach et al., 2007). For the reactive monoterpenes, a significant non-zero dependency of the concentration variability on lifetime was found, indicating that chemistry (as well as transport) was playing a role in determining the ambient VOC concentrations. The nighttime analysis gave an estimate of the NO_3 mixing ratio of 6.2 ± 4.2 ppt, indicating it was a significant chemical factor in depletion of monoterpenes.

While the studies above made indirect conclusions about the role of NO_3 in BVOC processing, field studies including direct measurements of NO_3 are key to confirming the above findings. Golz et al. (2001) reported measurements of NO_3 by long-path DOAS at an eucalyptus forest site in Portugal during the FIELDVOC94 campaign in 1994. The DOAS beam passed directly over the canopy at heights of 15 m and 25 m and as a result, they were unable to measure NO_3 above the 6 ppt instrumental detection limit despite NO_3 production rates of 0.4 ppb hr^{-1} . Rapid reaction with BVOC limited the NO_3 lifetime to approximately 20 s such that NO_3 reactions dominated other indirect losses such as heterogeneous N_2O_5 uptake. Simultaneous measurements of NO_3 and VOC during the Berliner Ozoneexperiment (BERLIOZ) campaign in 1998 allowed one of the first assessments of the NO_3 budget in comparison to OH and O_3 oxidants (Geyer et al., 2001b). Surface measurements at this semi-rural location close to forests found the NO_3 radical above detection limit (2.4 ppt) on 15 of 19 nights with a maximum of 70 ppt, a steady state lifetime ranging from 20 s to 540 s and N_2O_5 ranging from 2 to 900 ppt. The two most significant losses of NO_3 were found to be its direct reaction with olefins (monoterpenes dominating) and indirect loss due to heterogeneous hydrolysis of N_2O_5 . Over the study it was possible for the first time to quantify the relative contribution of the NO_3 radical to oxidation of VOCs as 28% (24 hr) and 31% for olefinic VOCs (24 hr) compared to the total oxidation via NO_3 , OH and O_3 . As part of the 1999 SOS study, NO_3 , isoprene and its oxidation products were measured at a suburban forested site in Nashville, TN (Stroud et al., 2002). The nitrate radical measured at multiple beam heights by DOAS had maximum mixing ratios of 100 ppt that were generally found to anticorrelate with isoprene levels with significant vertical gradients on some nights. Early evening losses of isoprene were attributable to reaction with the NO_3 radical. During the Pacific 2001 Air Quality Study (PACIFIC 2001) field campaign, NO_3 was measured by long-path DOAS at an elevated forested site in the Lower Fraser Valley of British Columbia with beam path nighttime NO_3 levels up to a maximum of 50 ppt (average of NBL and residual layer) (McLaren et al., 2004). Simultaneous analysis of carbonyl compounds in aerosol samples (Liggio and McLaren, 2003) during the study found that only monoterpene oxidation products pinonaldehyde and nopinone (not reported) were enhanced in aerosol filters collected at night, evidence of the role of NO_3 in nighttime oxidation of BVOC in the valley. In 2004 measurements of NO_3 and N_2O_5 by CRDS, isoprene and its oxidation products were made on board the NOAA P-3 aircraft as part of the New England Air Quality Study (NEAQS) and International Consortium for Atmospheric Research on Transport and Transformation (ICARTT) campaigns in northeast US (Brown et al., 2009). These studies found a very clear anti-correlation between isoprene levels

after dark and NO_3 mixing ratios, which varied as high as 350 ppt when isoprene was absent from the air mass. The loss frequencies (i.e., first order loss rate constants) of NO_3 were strongly correlated with the loss rate constant of NO_3 with isoprene for lifetimes less than 20 minutes, clearly showing that isoprene was the most important factor determining the lifetime of NO_3 . It was also shown that greater than 20% of emitted isoprene was oxidized at night and that 1-17% of SOA was contributed by NO_3 -isoprene oxidation. A number of recent studies have also investigated the role of NO_3 + BVOC chemistry in more polluted areas. In many urban areas the NO_3 + BVOC chemistry occurs in parallel to heterogeneous $\text{NO}_3/\text{N}_2\text{O}_5$ chemistry and reactions of NO_3 with anthropogenic VOC. Examples of such environments have been discussed in Brown et al. (2011;2013) and Stutz et al. (2010) who presented observations in Houston, TX. Brown et al. (2011) and Stutz et al. (2010) found that up to 50% of the NO_3 + VOC reactions in Houston are driven by isoprene, with the other VOC emitted by industrial sources. Surprisingly, heterogeneous $\text{NO}_3/\text{N}_2\text{O}_5$ chemistry plays a minor role in Houston. Brown et al. (2011) also point out that the nocturnal VOC oxidation by NO_3 dominates over that from ozone. Nocturnal NO_3 formation rates were rapid and comparable to those of OH during the day. Crowley et al. (2011) compares NO_3 chemistry in air masses of marine, continental and urban origin at a field site in southern Spain. Under all conditions, NO_3 + BVOC reactions (predominately α -pinene and limonene) contributed to the overall NO_3 reactivity, confirming other observations that concluded that this chemistry is important in all environments where BVOC sources are present. In the southeastern U.S. summer, this importance extends even through the daytime, when photolysis and NO reactions compete (Ayres et al., 2015). The NO_3 + BVOC reaction rates observed in these studies imply a high production rate of SOA and organic peroxy radicals.

2.5.2 Organic nitrate aerosols

There are many factors that motivate understanding organic nitrate in the particulate phase through field deployment of a variety of instrumentation, much of which is described in other sections of this review. Nitrogen-containing organic fragments (not necessarily organic nitrates) have been identified in atmospheric particles using mass spectrometric techniques (Reemtsma et al., 2006;Farmer et al., 2010;O'Brien et al., 2014). Total atmospheric organic nitrates, as well as organic nitrates segregated by phase, also have been measured in the atmosphere using techniques such as TD-LIF, CIMS, etc. (Day et al., 2003;Beaver et al., 2012). Given these observations and the propensity of organic nitrate compounds to partition to the condensed phase to create SOA (Rollins et al., 2013), it is critical to determine the level of organic nitrates that reside specifically

in the atmospheric aerosol phase under typical ambient conditions and to identify the chemical and physical processes that determine their concentrations. It is also important to note that formation of SOA that contains organic nitrate groups has the potential to sequester NO_x , thereby influencing the cycling of atmospheric oxidants.

- 5 Organic nitrates in urban PM that were identified using functional group analyses such as FTIR spectroscopy have been attributed to emission of nitrogen-containing primary organic aerosol or to involvement of reactive nitrogen compounds in SOA formation chemistry (Mylonas et al., 1991; Garnes and Allen, 2002; Day et al., 2010). Other more advanced techniques, such as TD-LIF enhanced with the ability to separate phases or techniques to obtain high resolution mass spectra
- 10 (HR-ToF-AMS) have been utilized to quantify the amount of organic nitrate in particles in areas less likely to be influenced strongly by BVOC emissions, such as urban areas or areas influenced by oil and gas operations (Lee et al., 2015). Of specific interest here, however, are observations of organic nitrate PM in areas with a significant influence of BVOC, especially if co-located measurements allow for insight into the role that NO_3 plays in the initial BVOC-oxidation step.
- 15 As such we focus here on on-line measurements and on measurements that allow specific attribution to BVOC- NO_3 reactions. Such measurements broadly can be categorized by region of sampling: the Eastern United States (US), the Western US, and Europe. Figure 2.5.2a summarizes average mass concentrations of submicrometer particulate organic nitrates (NO_3 , org) and particulate inorganic nitrates (NO_3 , inorg) in different months at multiple sites around the world.
- 20 Figure 2.5.2b summarizes the corresponding percentage (by mass) of submicrometer particulate organic nitrate aerosols in ambient organic aerosols. Detailed information and measurements for each site are provided in Table SI-5 in the Supplement.

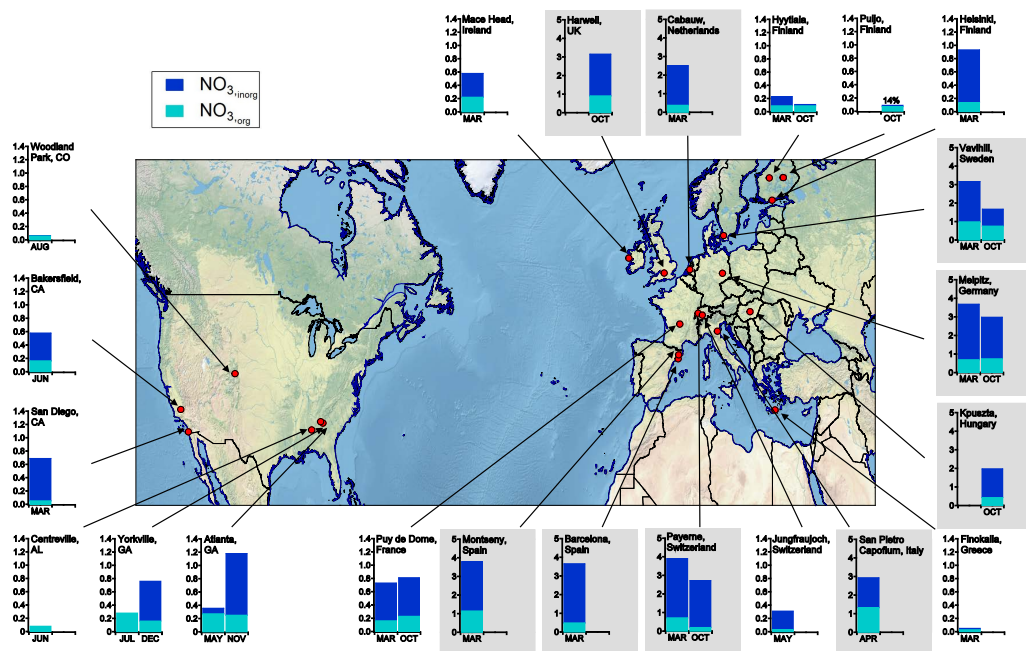


Figure 2.5.2a Average mass concentrations (in mg m^{-3} , ambient temperature and pressure) of submicrometer particulate organic nitrates (NO_3, org) and particulate inorganic nitrates ($\text{NO}_3, \text{inorg}$) in different months at multiple sites. The concentrations correspond to mass concentrations of $-\text{ONO}_2$ functionality. Note that the y-axis is different for sites with total nitrate greater than 1 mg m^{-3} (shaded). Detailed information and measurements for each site are provided in Table SI-5 in the Supplement.

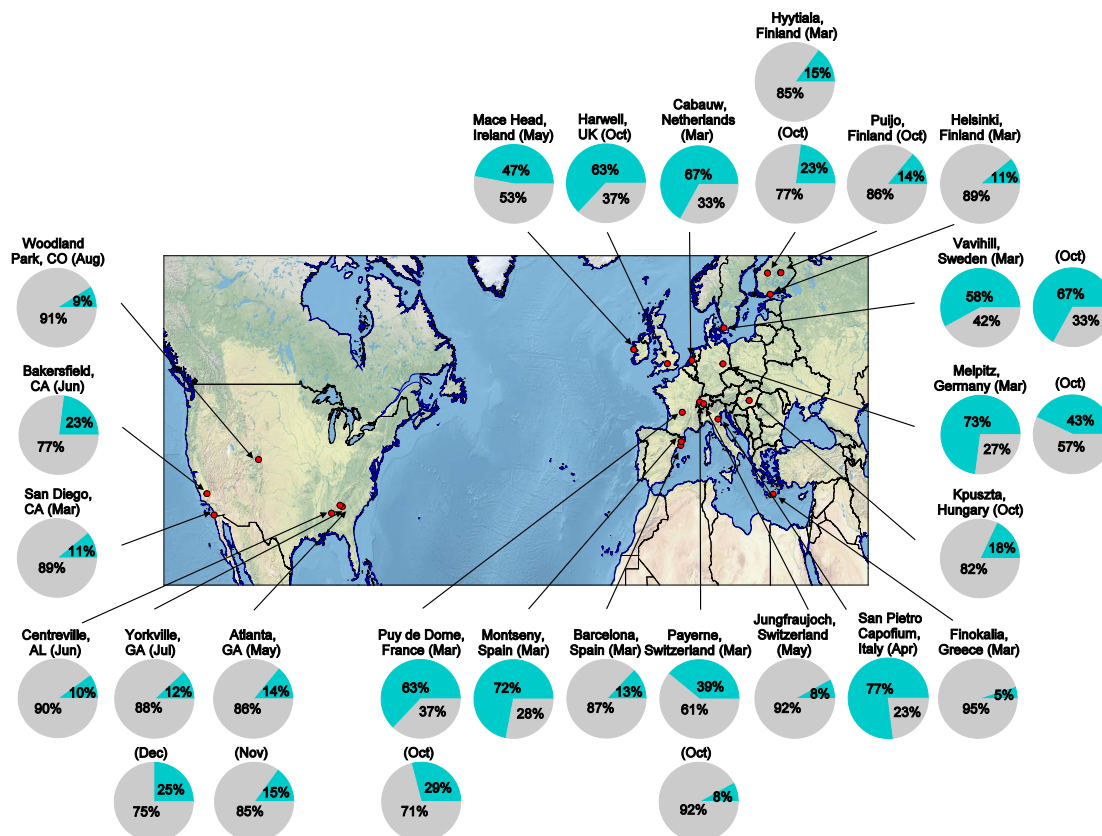


Figure 2.5.2b Percentage (by mass, cyan) of submicrometer particulate organic nitrate aerosols in ambient organic aerosols in different months at multiple sites. Detailed information and measurements for each site are provided in Table SI-5 in the Supplement.

5

Eastern United States

The first reports of aerosol organic nitrates in the southeastern (SE) US resulted from composition analysis of four daily PM filter samples from four Southeastern Aerosol Research and Characterization (SEARCH) network sites during summer 2004. Filters were analyzed for polar compounds, with particular focus on organosulfates, using off-line chromatographic-MS methods (Gao et al., 2006; Surratt et al., 2007; Surratt et al., 2008). Several nitrooxy organosulfates were identified, but the only one quantified (1-2% of organic mass) was associated with α -pinene photooxidation or reaction with NO_3 . Several of the nitrooxy organosulfates were likely the same as products from BVOC-oxidant- NO_x -seed systems based on comparison to spectra collected from chamber studies.

Brown et al. (2013) examined several nighttime aircraft vertical profiles in Houston (October 2006 during the Texas Air Quality Study 2006) that showed increases of total nitrate aerosol (and

increases in AMS m/z 30 to m/z 46 ratio, the unit mass resolution approximation for $\text{NO}^+/\text{NO}_2^+$, indicative of organic nitrates (Farmer et al., 2010)) and oxygenated organic aerosol (OOA). The OA versus carbon monoxide (CO) slopes at lower altitudes were consistent with SOA sources from NO_3 -BVOC reactions, with a combination of observations and zero-dimensional modeling showing 1 to 2 $\mu\text{g m}^{-3}$ SOA formation from NO_3 -BVOC oxidation overnight with formation rates of 0.05 to 1 $\mu\text{g m}^{-3} \text{h}^{-1}$.

More recently, during the summer Southern Oxidant and Aerosol Study (SOAS; mixed, semi-polluted forest) in Alabama (2013), an unprecedented suite of instruments quantified particle-phase organic nitrates using five different online methods: HR-ToF-AMS ($\text{NO}^+/\text{NO}_2^+$), HR-ToF-AMS – PILS-ion chromatography (IC), HR-ToF-AMS (PMF), TD-LIF (denuded), and iodide-CIMS. Total particle-phase nitrates increased throughout the night and peaked in early/mid-morning. Xu et al. (2015b) systematically evaluated the three AMS-related methods in estimating ambient particulate organic nitrate concentrations. Analysis presented in Xu et al. (2015a) using the HR-ToF-AMS – PILS-IC method showed that organic nitrate functional groups comprised ~5-12% of OA mass (Xu et al., 2015b) and correlated with PMF-derived less-oxidized oxygenated OA (LO-OOA). Two-thirds of the LO-OOA was estimated to be formed via NO_3 -BVOC chemistry (dominantly monoterpenes, ~80%), with the balance due to ozone (O_3)-BVOC chemistry. Organic nitrates were calculated to comprise 20-30% of the LO-OOA factor. Ayres et al. (2015) used a measurement-constrained model for nighttime that compared NO_3 production/loss to total organic nitrate (HR-ToF-AMS $\text{NO}^+/\text{NO}_2^+$, TD-LIF) formation to calculate a molar yield of aerosol-phase organic nitrates of 23-44% (organic nitrate formed per NO_3 -BVOC reaction) that was dominated by monoterpene oxidation. They noted that the estimated yield was low compared to aggregated aerosol-phase organic nitrate yields, possibly due to rapid nitrate losses not considered in the model. Organic nitrate hydrolysis in the particle phase is one potential loss pathway, although recent laboratory studies suggest this process is slow for $\text{NO}_3 + \beta$ -pinene SOA (Boyd et al., 2015). Also, particle-phase organic nitrates were observed to contribute 30-45% to the total NO_y budget. Lee et al. (2016) quantified speciated particle-phase organic nitrates using iodide-CIMS (88 individual C_4 - C_{17} mono/di-nitrates). A large fraction was highly functionalized, with six to eight oxygen atoms per molecule. Diurnal cycles of isoprene-derived organic nitrates generally peaked during daytime and monoterpene-derived organic nitrates peaked during night or early/mid-morning. Using an observationally-constrained diurnal zero-dimensional model, they showed that the observations were consistent with fast gas/particle equilibrium and a short particle-phase lifetime (2-4 hours), again possibly due to hydrolysis if the

field-derived lifetimes for particle phase organic nitrates can be reconciled with recent laboratory studies (Boyd et al., 2015). The sum of the CIMS particle-phase organic nitrates (mass of nitrate functional groups only) was correlated with the two total aerosol organic nitrate AMS-based methods ($R^2=0.52, 0.67$) with slopes of 0.63 and 0.90 (Lee et al., 2016). The CIMS sum was also correlated with the total measured with the TD-LIF method ($R^2=0.55$); however, since the TD-LIF measurements were ~2-4 times higher (depending on period) than the AMS-based methods, the CIMS vs TDLIF slope was substantially lower (0.19). Reasons for the differences between the total organic nitrate measured by different methods have been investigated but remain unclear.

A seasonal and regional survey of particle-phase organic nitrates is reported by Xu et al. (2015b) using a HR-ToF-AMS and an Aerosol Chemical Speciation Monitor (ACSM) (Ng et al., 2011) at four rural and urban sites in the greater Atlanta area (2012-2013) and in Centreville, AL (summer 2013 only, SOAS). They show strong diurnal cycles during summer, peaking early/mid-morning, and cycles with similar timing but smaller magnitude during winter. The concentrations were slightly higher in summer, which was attributed to compensating effects of source strength and gas/particle partitioning. Shallower boundary layers during winter also may have played a role in making the summer and winter concentrations more similar (Kim et al., 2015).

Fisher et al. (2016) report a broad regional survey of particle-phase (and gas-phase) organic nitrates (HR-ToF-AMS $\text{NO}^+/\text{NO}_2^+$) during summertime for the Studies of Emissions and Atmospheric Composition, Clouds and Climate Coupling by Regional Surveys (SEAC⁴RS) aircraft campaign (August-September, 2013, SE US only) as well as the ground-based SOAS measurements. A substantial vertical gradient was observed in particle-phase organic nitrates, with concentrations decreasing by several-fold from the boundary/residual layer into the free troposphere. Consistent with SOAS ground observations, 10-20% of observed boundary layer total (gas plus particle) organic nitrates were in the particle phase for the aircraft measurements.

In addition to the measurements made in the SE US, characterization of aerosol organic nitrates has been performed in New England. As part of the New England Air Quality Study (NEAQS) in summer 2002, (Zaveri et al., 2010) observed evolution of aerosols in the nocturnal residual layer with an airborne quadrupole (Q)-AMS in the Salem Harbor power plant plume. The aerosols were acidic and internally mixed, suggesting that the observed nitrate was in the form of organic nitrate and that the enhanced particulate organics in the plume was possibly formed from NO_3 -initiated oxidation of isoprene present in the residual layer.

Western United States

Significant work on understanding ambient organic nitrate formation from BVOC-NO₃ has been performed in California. During the California Research at the Nexus of Air Quality and Climate Change (CalNex) field campaign from mid-May through June 2010, Rollins et al. (Rollins et al., 2012; Rollins et al., 2013) measured particulate total alkyl and multifunctional nitrates (pΣAN) with TD-LIF at a ground site in Bakersfield, California. They attributed the increase in pΣAN concentrations at night to oxidation of BVOC by NO₃ forming SOA, with an estimated 27 to 40% of the OA growth due to molecules with nitrate functionalities. On average, 21% of ΣANs were in the particle-phase and increased with OA, which was fit to a volatility basis set in which pΣANs/ΣANs increased from ~10% at < 1 μg m⁻³ and plateaued at ~30% by ~5 μg m⁻³. At the same site, using PMF analysis of FTIR and HR-ToF-AMS measurements, Liu et al. (2012a) showed that the organic nitrate-containing biogenic SOA condensed onto 400 to 700 nm-sized primary particles at night. As part of the Carbonaceous Aerosol and Radiative Effects Study (CARES) in June 2010, Setyan et al. (2012) observed enhanced SOA formation due to interactions between anthropogenic and biogenic emissions at a forest site in the foothills of the Sierra Nevada Mountains, approximately 40 km downwind of Sacramento. While nitrate accounted for only ~4% of the particle mass measured by a HR-ToF-AMS, it was attributed potentially to organic nitrates based on the much higher NO⁺/NO₂⁺ ion ratio than observed in pure ammonium nitrate.

During the Rocky Mountain Biogenic Aerosol Study field campaign in Colorado's Front Range (rural coniferous montane forest) (BEACHON-RoMBAS) from July to August 2011, Fry et al. (2013) observed aerosol-phase organic nitrates by optical spectroscopic (denuded TD-LIF) and mass spectrometric (HR-ToF-AMS, NO⁺/NO₂⁺) instruments. The two methods agreed well on average (AMS/TD-LIF slope of 0.94-1.16, depending on averaging method) with a fair correlation (R²=0.53). Similar to studies in other forested environments, the organic nitrate concentration was found to peak at night. The organic nitrate concentration was positively correlated with the product of the nitrogen dioxide and O₃ mixing ratios but not with that of O₃ alone; this suggested nighttime NO₃-initiated oxidation of monoterpenes as a significant source of nighttime aerosol organic nitrates. The gas/particle partitioning also showed a strong diurnal cycle, with the fraction in the particle-phase peaking at ~30% at night and decreasing to a broad minimum of ~5% during daytime, which suggests a change in composition in addition to thermodynamic partitioning effects.

Europe

Linuma et al. (2007) analyzed ambient aerosol samples collected on filters in a Norway spruce forest in northeastern Germany during the BEWA campaign (Regional biogenic emissions of reactive volatile organic compounds from forests: Process studies, modeling and validation experiments) and compared the results to those from chamber studies. The filter extracts were analyzed using LC-ESI-ToF-MS in parallel to ion trap MS. Several nitrooxy organosulfates with significant mass in the BEWA ambient samples were enhanced in the nighttime samples relative to the daytime samples. Their abundance in the nighttime samples strongly suggests that NO₃-monoterpene chemistry in the presence of sulfate aerosols has an important role in the formation of these nitrooxy organosulfate aerosols.

A similar study by Gómez-González et al. (2008) focused on isoprene through LC-multi-dimensional MS (MSⁿ) analysis of filter samples from both chamber studies and ambient summer day/night PM_{2.5} samples from K-pusztá, Hungary, a mixed deciduous/coniferous forest site. Although not the focus of the study, they confirmed the presence of significant quantities of nitrooxy organosulfates that were enhanced in the nighttime samples over the daytime samples.

Initial on-line evidence of the production of organic nitrate aerosols in Europe was provided by Allan et al. (2006) when studying nucleation events driven by BVOC oxidation in Hyytiälä, a (boreal) forested region in Finland. The Q-AMS m/z 30 to m/z 46 ratio (the unit mass resolution approximation for NO⁺/NO₂⁺ ratio) was frequently found to be very high, ~ 10, for a distinct organic Aitken mode that became apparent late in the afternoon and increased at night. They hypothesized that the excess m/z 30 (NO⁺) signal was associated with organic nitrates, although could not rule out amine contributions. During the same field study, Vaattovaara et al. (2009) applied two tandem differential mobility analyzer methods to study the evolution of the nucleation- and Aitken-mode-particle compositions at this boreal forest site. The results showed a clear anthropogenic influence on the nucleation- and Aitken-mode-particle compositions during the events and suggested organic nitrate and organosulfate aerosol was generated from monoterpene oxidation. Also it was shown that organic nitrate was enhanced in aerosol exposed to elevated temperatures, implying low volatility of organic nitrates (Häkkinen et al., 2012).

More recently, Hao et al. (2014) used a HR-ToF-AMS on a tower in Kuopio, Finland, 224 m above a lake surrounded by a mixed forest of mostly coniferous (pine and spruce) mixed with deciduous trees (mostly birch) to measure submicron aerosol composition. The site also was influenced by urban emissions. A particular focus of the study was to separate organic and inorganic nitrate using PMF. They found that ~ 37% of the nitrate mass at this location and time

could be allocated to organic nitrate factors, the rest being inorganic nitrate. The organic nitrate aerosol was segregated into two organic factors, less-oxidized OOA (LO-OOA) and more-oxidized (MO-OOA) (previously called SV- and LV-OOA, respectively); the majority (74%) of the organic nitrate was found to be in the more volatile LO-OOA factor. Based on meteorology, the air mass source of the organic nitrate aerosol was from a sector with residential and forested areas. Again, the organic nitrate aerosol showed a diurnal trend that was highest at night.

An analysis of AMS data taken across Europe within EUCAARI and EMEP intensive measurement campaigns (Kulmala et al., 2011;Crippa et al., 2014) has recently shown high organic nitrate contributions to total measured PM₁ nitrate (Kiendler-Scharr et al., 2016). The spatial distribution and diurnal pattern of particulate organic nitrate indicate a gradient of concentration with high concentration found in source regions, i.e., regions with high NO_x emissions and during night time, and low concentrations in remote regions and during the day. EURAD-IM simulations for Europe show an increase of SOA by 50 to 70% when considering SOA formation by NO₃ oxidation with maximum ground level concentrations of SOA from NO₃ oxidation in the range of 2 to 4 µg m⁻³ (Li et al., 2013;Kiendler-Scharr et al., 2016).

Summary of organic nitrate aerosol observations

Taken together, the observations of particle-phase organic nitrates in the US and Europe suggest that particle-phase organic nitrates (formed substantially via NO₃-BVOC chemistry) are ubiquitous, especially in, but not limited to, summer. Their formation appears to play an important role in SOA formation, which can potentially be underestimated due to short particle-phase lifetimes. Regions with widespread NO_x and BVOC emissions and a humid climate may create optimal conditions for a rapid lifecycle of particle-phase organic nitrates.

2.6 Models of NO₃-BVOC chemistry

To understand the implications of NO₃-BVOC chemistry on atmospheric chemistry as a whole, under both current and future scenarios, the physical and chemical processes, such as those reported in sections 2.1 through 2.3, must be parameterized in numerical models. In this section, we summarize how these reactions are represented in current air quality models (AQMs).

2.6.1 Chemical mechanisms

Organic nitrates are produced from the reactions of VOCs with OH followed by NO as well as with NO₃, and both of these pathways are represented in chemical mechanisms albeit at varying levels of detail. The use of the term “model” below refers to the treatment of BVOC + NO₃

chemistry in lumped chemical mechanisms. The products formed from the OH-initiated (typically daytime) vs NO₃-initiated (typically nighttime) chemistry may or may not be treated separately. The NO₃-BVOC reactions result in an RO₂ that reacts with NO₃, other RO₂, HO₂, or NO. RO₂-NO reactions for NO₃-initiated chemistry are relatively unimportant due to rapid reaction of NO with NO₃ at night (Perring et al., 2009), but they are included in models. Unimolecular rearrangements of the NO₃-initiated RO₂ radical are not currently considered in models (Crouse et al., 2011). The products of the initial NO₃-BVOC reaction may retain the nitrate group thus forming an organic nitrate or releasing nitrogen as NO₂. The branching between organic nitrate formation and N recycling is parameterized in models. Table 2.6.1 summarizes the gas-phase organic nitrate yields for isoprene and monoterpene oxidation by NO₃ in a number of currently available chemical mechanisms. The yields represent the first-generation yields since products may react to form further organic nitrates or release NO₂. The organic nitrate yield values span from zero (e.g. SAPRC07 isoprene) to 100% (e.g., MCM isoprene). Although GEOS-Chem v10-01 does not consider gas-phase monoterpene chemistry, the model has recently been updated to consider a 10-50% yield of organic nitrates from monoterpene-NO₃ reaction independent of the nitrate-RO₂ fate but dependent on monoterpene identity (Fisher et al., 2016). Differences in the organic nitrate yield from NO₃ oxidation result from a number of causes including: treatment of RO₂ fate, assumptions about decomposition versus retention, and prioritization of functional group identity.

Some models parameterize the yield of organic nitrates as a function of RO₂ fate while others such as the carbon bond-based (CB) mechanisms treat all RO₂ fates the same. The MCM v3.3.1 also considers the yield of isoprene organic nitrates to be independent of RO₂ fate, but monoterpene organic nitrate yields are variable between 0 and 100% depending on RO₂ fate. Differences in organic nitrate formation due to treating the organic nitrate yield as a function of RO₂ fate may be significant based on atmospheric conditions. Reaction with both HO₂ and RO₂ are significant at night (Xie et al., 2013;Pye et al., 2015). RO₂-NO₃ may be important in urban areas or locations where BVOC concentrations are not so high as to deplete NO₃ (Rollins et al., 2012).

Mechanisms differ in their assumptions about whether or not the organic nitrates from NO₃-initiated chemistry release NO₂ or retain the nitrate group. An example of this difference in treatment of organic nitrates can be seen in the reactions of nitrated peroxy radicals with different radicals (NO, HO₂, RO₂) predicted by SAPRC07 and MCM. MCM predicts greater loss


of the nitrate group, while SAPRC tends to retain it, leading to either <5% (MCM) or >50% (SAPRC) organic nitrate yields.

In order to predict accurately the fates of RO₂ and yield of organic nitrates, models must also include information on RO₂ reaction rate constants. Some mechanisms use the same set of RO₂ rate constants for all hydrocarbons. However, the MCM (Jenkin et al., 1997;Saunders et al., 2003) indicates that the RO₂-HO₂ rate constant should vary with carbon number (n) and predict $k=2.91 \times 10^{-13} \exp(1300/T) \cdot [1 - \exp(-0.245n)] \text{ molec}^{-1} \text{ cm}^3 \text{ s}^{-1}$. The MCM RO₂-RO₂ rate constant varies between $2 \times 10^{-12} \text{ cm}^3 \text{ molecule}^{-1} \text{ s}^{-1}$ (based on C₁-C₃ primary RO₂ with adjacent O or Cl) and $6.7 \times 10^{-15} \text{ cm}^3 \text{ molecule}^{-1} \text{ s}^{-1}$ for tertiary alkyl RO₂ (based on t-C₄H₉O₂). RO₂-NO₃ and RO₂-NO rate constants are estimated as 2.3×10^{-13} and $9.0 \times 10^{-12} \text{ cm}^3 \text{ molecule}^{-1} \text{ s}^{-1}$ at 298 K.

Air quality models (AQMs) and chemistry-climate models typically cannot handle the complexity associated with tracking each individual VOC and all its possible reaction products. As a result, surrogate species are often used to represent classes of compounds (e.g., NTR in CB05 for organic nitrates). This mapping can cause yields of organic nitrates to be falsely low in a mechanism if other functional groups are prioritized over nitrate in the mapping of predicted products to mechanism species. Compared to the other mechanisms in Table 2.6.1, SAPRC07 monoterpenes tend to have very low organic nitrate yields as a result of prioritization of peroxide and non-nitrate functional groups. If nitrate groups were prioritized, SAPRC07 would more closely resemble the “other monoterpene” yields from SAPRC07tic. In addition, the diversity across mechanisms in the RO₂-HO₂ monoterpene organic nitrate yields would be reduced such that they would all indicate >50% organic nitrate yields and all but the CB mechanisms would predict a 100% yield of organic nitrates from RO₂-HO₂. The RO₂-HO₂ pathway is relatively unstudied in laboratory conditions due to difficulties in maintaining sufficient concentrations of both NO₃ and HO₂ radicals (Boyd et al., 2015;Schwantes et al., 2015).

Table 2.6.1 Gas-phase organic nitrate yields (in percent) from BVOC+NO₃ systems in current chemical mechanisms. Gas-phase organic nitrate yields depend on RO₂ fate as indicated in the ternary diagrams: Clockwise from the top, RO₂ reacts with NO₃, RO₂, and HO₂.

Chemical Mechanism	Gas-Phase Yield of Organic Nitrates from Isoprene+NO₃	Gas-Phase Yield of Organic Nitrates from Monoterpenes+NO₃	References
---------------------------	---	---	-------------------



SAPRC07			(Carter, 2010b;Carter, 2010a) Plots of RO_2+RO_2 based on RO2C	
SAPRC07tic				(Rollins et al., 2009;Xie et al., 2013) α -pinene (same as SAPRC07) Other monoterpenes: (Pye et al., 2015)

2.6.2 Influence on organic aerosol

Nitrate radical oxidation can lead to significant amounts of SOA on global and regional scales. Due to a lack of information on the identity and volatility of later-generation BVOC+NO₃ products, most models parameterize SOA formation separately from gas-phase chemistry using either the Odum 2-product (Odum et al., 1996) fit, volatility basis set (VBS) (Donahue et al., 2006) fit, or fixed yield (Table 2.6.2). Based on the understanding of SOA pathways at the time, Hoyle et al. (2007) found that up to 21% of the global average SOA burden may be due to NO₃ oxidation, and Pye et al. (2010) predicted ~10% of global SOA production was due to NO₃.

Regional contributions to SOA concentrations can be much higher (Hoyle et al., 2007;Pye et al., 2010). Nitrate radical reactions themselves are estimated to account for less than 3% of isoprene oxidation and less than 2% of sesquiterpene oxidation globally; however, they account for 26% of bicyclic monoterpene oxidation (Pye et al., 2010). Representations of monoterpene-NO₃ SOA are more widespread in chemistry-climate models than other BVOC-NO₃ SOA parameterizations due to the relatively early recognition of its high yields (e.g. (Griffin et al., 1999)) and relative importance for SOA. Inclusion of SOA from isoprene-NO₃ is more variable as reflected in Table 2.6.2.

SOA from BVOC-NO₃ reactions traditionally has been parameterized on the initial hydrocarbon reaction assuming semivolatile products and an Odum two-product approach (e.g. (Chung and Seinfeld, 2002)). This treatment is often implemented in parallel to the gas-phase chemistry, meaning that later-generation products leading to SOA are not identified. Information is still

emerging on the fate of organic nitrates, and that information is just beginning to be included in models. Hydrolysis of particle-phase organic nitrates is one such process more recently considered with impacts for both O₃ and PM in models (Hildebrandt Ruiz and Yarwood, 2013; Browne et al., 2014; Pye et al., 2015; Fisher et al., 2016).

5

Table 2.6.2 Treatment of SOA formation from BVOC-NO₃ systems in current 3-D models.

Model	Gas-phase Chemistry	Isoprene + NO₃ Parameterization	Monoterpene + NO₃ Parameterization
CAMx v6.20 with SOAP	CB05, CB6, or SAPRC99	no SOA from this path	NO ₃ SOA yields same as photooxidation (OH+ozone) yields ¹
CAMx v6.20 with 1.5 D VBS	CB05, CB6, or SAPRC99	NO ₃ SOA yields same as photooxidation (OH+ozone) yields ²	NO ₃ SOA yields same as photooxidation (OH+ozone) yields ²
CMAQ v5.1 cb05e51-AERO6	CB05 with additional modification ³	Odum 2-product based on Kroll et al. 2006 photooxidation (OH) yields ³	Odum 2-product based on Griffin et al. 1999a photooxidation (OH+ozone) yields ⁴
CMAQ v5.1 SAPRC07t c-AERO6	SAPRC07 ⁵ with 2 monoterpenes: a-pinene (APIN) and other monoterpenes (TERP)	Odum 2-product based on Kroll et al. 2006 photooxidation (OH) yields ³	Odum 2-product based on Griffin et al. 1999a photooxidation (OH+ozone) yields ⁴
CMAQ v5.1 SAPRC07ti c-AERO6i	SAPRC07tic ^{6,7}	based on semivolatile organic nitrate from isoprene dinitrate ⁸	no SOA from a-pinene+NO ₃ , SOA from other monoterpenes based on semivolatile organic nitrates ⁸
EURAD-IM	RACM	Odum 2-product ⁹	Odum 2-product ¹⁰ with T-dependence ^{11,12}

GEOS-Chem v10-01	GEOS-Chem v10-01 with speciated isoprene nitrates ^{6,7}	VBS fit ^{9,13}	VBS fit to b-pinene+NO ₃ experiment ^{10,13}
GFDL AM3	GFDL AM3	no SOA from this pathway	Odum 2-product based on b-pinene+NO ₃ ^{10,14}
GISS-GCM II'	NA (offline oxidants)	no SOA from this pathway	Odum 2-product based on b-pinene+NO ₃ ^{10,14}
GLOMAP/UKESM-1	VOC+NO ₃	Based on <i>Kroll et al.</i> experiments (2006), set to 3% ¹⁵	Based on Tunved et al. (2004), set to 13% ¹⁵
STOCHEM-CRI	MCM	CRI species fit to MCMv3.1 simulations ^{16, 17, 18}	CRI species fit to MCMv3.1 simulations ^{16, 17, 18}
WRF-Chem V3.6.1	MOZART-MOSAIC	no SOA from this pathway	VBS fit to β-pinene+NO ₃ experiment ^{10,19}

¹Strader et al., 1999; ²Koo et al., 2014; ³Appel et al. 2016; ⁴Carlton et al., 2010a; ⁵Hutzell et al., 2012); ⁶Rollins et al., 2009; ⁷Xie et al., 2013; ⁸Pye et al., 2015; ⁹Ng et al., 2008; ¹⁰Griffin et al., 1999; ¹¹Li et al., 2013; ¹²Kiendler-Scharr et al., 2016; ¹³Pye et al., 2010; ¹⁴Chung and Seinfeld, 2002; ¹⁵Scott et al., 2014; ¹⁶Uttembe et al., 2009; ¹⁷Johnson et al., 2006; ¹⁸Khan et al., 2015; ¹⁹Knote et al., 2014

5 2.6.3 Influence on reactive nitrogen and ozone

The influence of BVOC nighttime oxidation on the nitrogen budget remains unclear. Current modeling efforts have mainly focused on the nighttime oxidation of isoprene, which is dominated by isoprene-NO₃ reaction. This pathway is initialized via addition of NO₃ to one of the double bonds, as discussed in section 2.1.2. Due to the additional stabilization from alkoxy radical and nitrate functional groups (Paulson and Seinfeld, 1992), the yield of first-generation organic nitrates is relatively high (62-78%, Table 2.2); they may react with NO₃ again to produce secondary dinitrates (Perring et al., 2009; Rollins et al., 2009; Rollins et al., 2012). Assuming little NO_x is recycled from these organic nitrates, most models suggest that nighttime oxidation of isoprene by NO₃ contributes significantly to the budget of organic nitrates (von Kuhlmann et al., 2004; Horowitz et al., 2007; Mao et al., 2013; Xie et al., 2013). Two recent studies (Suarez-Bertoa et al., 2012; Müller et al., 2014), however, suggest fast photolysis of carbonyl nitrates with high

efficiency of NO_x recycling, which could lead to release of NO_x in the next day. Further modeling is required to investigate the importance of nighttime isoprene oxidation on the nitrogen budget.

Very little modeling effort has been dedicated to the influence of nighttime terpene oxidation on the nitrogen budget, mainly due to the lack of laboratory data on oxidation products and their fate.

5 In contrast to isoprene, terpene emissions are temperature sensitive but not light sensitive (Guenther et al., 1995), leading to a significant portion of terpenes emissions being released at night. The high yield of organic nitrates and SOA from the terpene- NO_3 reaction (Fry et al., 2009; Fry et al., 2011; Fry et al., 2014; Boyd et al., 2015), provides an important sink for NO_x at night, likely larger than for isoprene- NO_3 over the eastern US (Warneke et al., 2004). Recent
10 laboratory experiments suggest that aerosol organic nitrates can be either a permanent or temporary NO_x sink depending on their monoterpene precursors (and hence nature of the resulting RO_2) as well as ambient RH (Boyd et al., 2015; Nah et al., 2016b). In order to understand the impact of terpenes on nighttime chemistry, a fully-coupled model of terpene- NO_x chemistry will be required, as monoterpenes can be the dominant loss process for NO_3 and N_2O_5
15 at night (Ayres et al., 2015).

While a significant portion of nitrogen is emitted at night (Boersma et al., 2008), the impact of nighttime chemistry on the initiation of the following daytime chemistry has received little attention in regional and global models. Different treatments of NO_3 chemistry can result in 20% change in the following daytime O_3 concentration, as shown by a 1-D model study (Wong and
20 Stutz, 2010) and box model simulations (Millet et al., 2016). This impact can be further complicated by uncertainty in emissions of BVOC and model resolutions. For example, a recent study by Millet et al. (2016) shows that in a city downwind of an isoprene-rich forest, daytime O_3 can be largely modulated by the chemical removal of isoprene throughout the night. Such local scale event may only be captured by a very high resolution model with detailed characterization
25 of emission sources. It is important to assess this impact on a global scale using 3D chemistry models, owing to the profound coupling of boundary layer dynamics and chemistry. Quantifying the impact of BVOC- NO_3 chemistry on NO_x fate is important given the long-standing problem in current global and regional AQMs of a large overestimate of O_3 over eastern US in summer (Fiore et al., 2009).

30 **2.6.4 Comparison of field data with air quality models**

Recent field campaigns (SOAS, SEAC⁴RS, EUCAARI, EMEP) have allowed for the attribution of SOA to NO_3 oxidation to provide model constraints not previously available. Pye et al. (2015)

and Fisher et al. (2016) implemented updated BVOC+NO₃ chemistry in CMAQ and GEOS-Chem respectively to interpret data in the southeast U.S. during the summer of 2013 (SOAS and SEAC⁴RS). Model predictions of gas-phase monoterpene nitrates (primarily NO₃ derived) were higher than the sum of C₁₀H₁₇NO₄ and C₁₀H₁₇NO₅ (Nguyen et al., 2015) by a factor of 2-3 (Fisher et al., 2016) and 7 (Pye et al., 2015), consistent with a significant fraction of the monoterpene nitrates being highly functionalized (Lee et al., 2016). The studies identified particle-phase hydrolysis as an important modulator of particulate organic-nitrate concentrations and organic nitrate lifetime. The GEOS-Chem simulation reproduced the particle-phase organic nitrate diurnal cycles (SOAS), boundary layer concentrations, and gas-particle partitioning reasonably well; however, underestimated concentrations in the free troposphere, possibly due to measurement limitations and/or the implementation of rapid uptake followed by hydrolysis of all gas-phase organic nitrates in the model, which may not be valid for non-tertiary organic nitrates (Fisher et al., 2016).

3 Perspectives and outlook

Section 3 outlines perspectives on the implications of NO₃-BVOC atmospheric chemistry with respect to 1) aerosol optical and physical properties; 2) health effects; 3) trends in NO_x emissions and organic aerosols and their implications for control strategies related to particulate matter; 4) critical needs for analytical methods; 5) critical needs for models; and 6) critical issues to address in future field and laboratory measurements in light of current understanding of this chemistry and trends in emissions.

3.1 Aerosol optical and physical properties

The climatic effects of atmospheric aerosols depend on their various physical and chemical properties. Hygroscopicity, cloud condensation nuclei (CCN) activity, optical properties (namely light absorption and scattering) and ability to act as CCN and ice nuclei (IN) are the key aerosol properties that would determine their ability to affect climate. Additional properties such as aerosol number size distribution, chemical composition, mixing state and morphology will determine whether the aerosols will be optically important or whether they would affect cloud properties. These aerosol properties depend on the sources, aging processes, and removal pathways that aerosols experience in the atmosphere (Boucher, 2013).

Absorption by aerosol may affect the cloud lifetime and altitude due to heating of the atmosphere (Mishra et al., 2014). They can also change the atmospheric lapse rate, which in turn can result in modification in aerosol microphysics in mixed-phase, ice and convective clouds (Boucher, 2013). In addition to direct emissions of known absorbing particles (black carbon, mineral dust, biomass burning aerosols), SOA may also have absorption properties. The absorbing component of organic carbon (OC), namely “brown carbon” (BrC), is associated with OC found in both primary and secondary OC and has a spectral dependent absorption that smoothly increases from short visible to UV wavelengths (Bond and Bergstrom, 2006). It has been suggested that BrC is a component of SOA that is composed of high molecular weight and multifunctional species such as humic like substances, organic nitrates and organosulfate species (Andreae and Gelencser, 2006; Bond and Bergstrom, 2006; Ramanathan et al., 2007b; Laskin et al., 2015; Moise et al., 2015). Many modeling studies often assume that BC and mineral dust are the only two significant types of light-absorbing aerosols on the global scale. Therefore, they treat SOA as a purely scattering component that leads to climate cooling (Stier et al., 2007; Bond et al., 2011; Ma et al., 2012). However, observations suggest that BrC is widespread mostly around and downwind urban centers (Jacobson, 1999). In such places, BrC may have significant contribution, and in some cases it may dominate the total aerosol absorption at specific (short) wavelengths (Ramanathan et al., 2007a; Bahadur et al., 2012; Chung et al., 2012; Feng et al., 2013).

Based on observations, Chung et al. (2012) recently suggested that the direct radiative forcing of carbonaceous aerosols is $+0.65$ (0.5 to about 0.8) Wm^{-2} , comparable to that of methane, the second most important greenhouse gas. This study emphasizes the important role of BrC and calls for better measurements of the absorption properties of BrC, specifically at short wavelengths where the absorption is most significant. Many previous studies have concentrated on primary particulate matter, mostly from biomass burning. However, these studies often neglected contributions to absorption due to BrC in SOA. There is ample laboratory and field evidence for the formation of such absorbing material in SOA (Chung et al., 2012; Lack et al., 2012). This absorbing component is the least characterized component of the atmospheric absorbing aerosols and constitutes a major knowledge gap, calling for an urgent need to identify the optical properties of the organic (BrC) component in SOA, and the chemical pathways leading to its formation and losses (Laskin et al., 2015; Lin et al., 2015; Moise et al., 2015).

Recently, Washenfelder et al. (2015) measured aerosol optical extinction and absorption in rural Alabama during the SOAS campaign. While they found that the majority of BrC aerosol mass

was associated with biomass burning, a smaller, but not negligible contribution was attributed to biogenically-derived SOA. This fraction reached a daily maximum at night and correlated with particle-phase organic nitrates, and is associated with nighttime reactions between monoterpenes and the NO_3 radical (Xu et al., 2015a). Based on the above, it is concluded that SOA produced from reactions of NO_3 with BVOC can be a major source of SOA during the night that may affect daytime aerosol loading. This important fraction of NO_3 -derived SOA can contribute to the direct radiative effect of SOA through scattering and absorption of incoming solar radiation.

Nitration of aromatic compounds (oxidation via NO_2 , NO_3 , N_2O_5) has a potential to form chromophores that can absorb solar radiation. Theoretical and experimental studies have shown that nitration of polycyclic aromatic hydrocarbons (PAH) leads to nitro-PAH and their derivatives such as nitrophenols (Jacobson, 1999; Harrison et al., 2005; Lu et al., 2011). The nitro substituents on the aromatic ring in compounds enhance and shift the absorption to longer wavelengths (>350 nm). Field studies report that nitrogen-containing mono- and polyaromatic SOA constituents absorb light at short (near-UV and visible) wavelengths. The reaction products between NO_3 and BVOC have the potential to form effective chromophores. Multifunctional organic nitrates and organosulfate compounds formed during the nighttime suggest that the SOA produced from NO_3 reactions leads to formation of BrC that can absorb solar radiation (Inuma et al., 2007).

Only a few studies have investigated optical properties of SOA partially composed of organic nitrates (Moise et al., 2015). Most existing literature on optical properties of organic nitrates in SOA has been focused on oxidation of anthropogenic precursor compounds (Jacobson, 1999; Nakayama et al., 2010; Lu et al., 2011; Liu et al., 2012b), while a few partially contradictory studies have examined SOA formed from NO_3 reaction with biogenic precursors (Song et al., 2013; Varma et al., 2013). The typically high mass absorption coefficient (MAC) that was observed for anthropogenic high- NO_x SOA can be partially attributed to the presence of nitroaromatic groups, for example via the nitration of PAHs (Jacobson, 1999; Lu et al., 2011). Song et al. (2013) examined optical properties of SOA formed by $\text{NO}_3 + \text{O}_3 + \alpha$ -pinene. With neutral seed aerosol, organic nitrates were present but observed to be non-absorbing; however, with acidic seed aerosol, SOA were strongly light absorbing, which the authors attributed to nitrooxy organosulfates formed via aldol condensation. Varma et al. (2013) measured absorption of $\text{NO}_3 + \beta$ -pinene SOA and found a higher refractive index than when oxidation was via OH or O_3 , and attributed to the difference to the low HC/ NO_x ratio and presence of organic nitrates in the particle phase.

Laboratory and field studies suggest that SOA formed by nighttime chemistry can have profound regional and possible global climatic effects via their absorbing properties. However, the optical properties of NO₃-containing SOA are not well known. Varma et al. (2013) measured a high value for the refractive index real part value of 1.61 (± 0.03) at λ = 655– 687 nm following reactions of NO₃ with β-pinene. This value is significantly higher than values observed following OH- and ozone-initiated terpene oxidation (Figure 3.1) (Moise et al., 2015). This has been attributed to the high content (up to 45%) of organic nitrates in the particle phase (Varma et al., 2013).

10

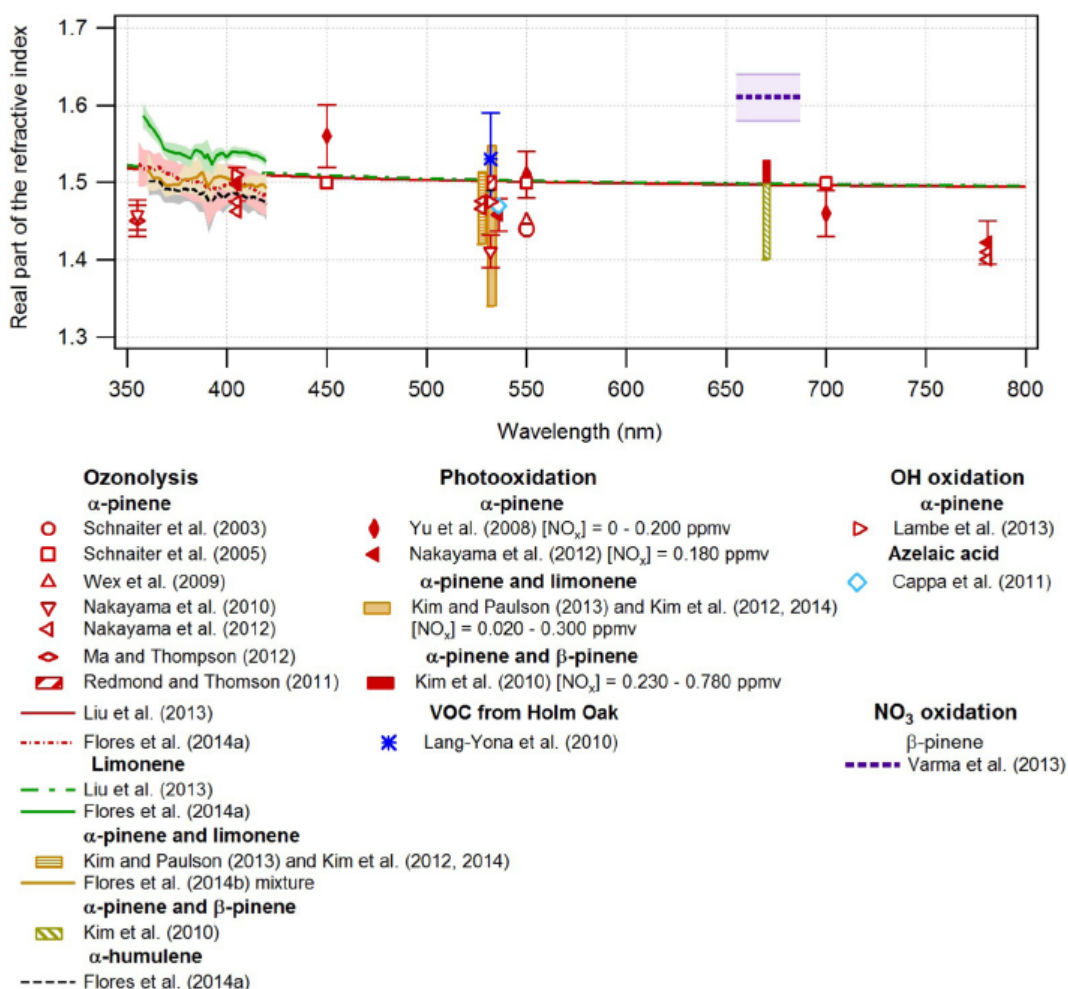


Figure 3.1. The real part of RI (m_r) for biogenic SOAs compiled from several chamber studies. The legend specifies the precursor type and oxidation pathway as well as the reference. Reprinted with permission from (Moise et al., 2015).

Key physical parameters of aerosols include particle size and number, volatility, viscosity, hygroscopicity and CCN activity. While it is clear that atmospheric particle size increases through condensation of BVOC + NO₃ oxidation products, the effect of NO₃ oxidation on particle number is not usually studied in laboratory experiments. Very little is known about the volatility of SOA from NO₃ with field studies from Hyytiälä indicating that organic nitrates may have low volatility (Häkkinen et al., 2012). Viscosity is not known. Few studies report the hygroscopicity and CCN activity of SOA from NO₃ oxidation of BVOC. A study by Suda et al. (2014) show that organic compounds with nitrate functionality (compared to other functional groups such as hydroxyl, carbonyl, hydroperoxide) have the lowest hygroscopicity and CCN efficiency. Recently, Cerully et al. (2015) reported that the hygroscopicity of less-oxidized OOA (LO-OOA, mostly from BVOC+NO₃) is lower than other OA subtypes (MO-OOA and isoprene-OA) resolved by PMF analysis of AMS data from the SOAS campaign. As monoterpene+NO₃ reactions can contribute ~50% of nighttime OA production (Xu et al., 2015a), results from Cerully et al. (2015) suggested that it is possible that SOA formed from NO₃ oxidation of BVOC is less hygroscopic than OA formed from other oxidation pathways.

3.2 Health effects

Nitrated organic compounds also pose adverse health effects (Franze et al., 2003;Franze et al., 2005;Pöschl, 2005;Gruijthuijsen et al., 2006;Pöschl and Shiraiwa, 2015). In particular, several studies have reported that biological particles such as birch pollen protein can be nitrated by O₃ and NO₂ in polluted urban air (Franze et al., 2005;Reinmuth-Selzle et al., 2014). The mechanism of protein nitration involves the formation of long-lived reactive oxygen intermediates, which are most likely tyrosyl radicals (phenoxy radical derivatives of tyrosine) (Shiraiwa et al., 2011). The resulting organic nitrates were found to enhance the immune response and the allergenicity of proteins and biomedical data suggest strong links between protein nitration and various diseases (Gruijthuijsen et al., 2006). Inhalation and deposition of organic nitrates into lung lining fluid in the human respiratory tract may lead to hydrolysis of organic nitrates forming HNO₃, which may reduce pulmonary functions (Koenig et al., 1989). Consequently, inhalation of aerosols partially composed of nitrated proteins or nitrating reagents might promote i) immune reactions, ii) the genesis of allergies, iii) the intensity of allergic diseases, and iv) airway inflammation. Toxicity of nitrated SOA compounds is still unclear. In the light of these observations and remaining

uncertainties, the effect of organic nitrates present in biogenic SOA on human health should be a focus of future studies.

Formaldehyde is an important source of atmospheric radicals as well as a major hazardous air pollutant (HAP). It is a degradation product of almost every VOC in the atmosphere, and BVOC are known to contribute substantially to ambient concentrations of formaldehyde (Luecken et al., 2012). The overall yield of formaldehyde from BVOC-NO₃ reactions is lower than from corresponding OH reactions, indicating that any changes in the relative distribution of oxidation routes will have a corresponding change in formaldehyde (and thus oxidant regeneration and HAP exposure).

10 **3.3 Trends in NO_x emissions and organic aerosols – implications for air quality control strategies**

Nitrogen oxide emissions are converted to NO₃ and thus affect nitrate-derived SOA. In the United States, where NO_x emissions are dominated by fuel combustion, regulatory actions have resulted in decreasing NO_x levels after increases from 1940 to 1970 (Nizich et al., 2000) and relatively stable levels between ~1970 and ~2000 (Richter et al., 2005). NO_x emissions in the US are estimated to have decreased by roughly 30-40% in the recent past (between 2005 and 2011/12), as reflected in satellite observed NO₂, ground-based measurements, and the Environmental Protection Agency (EPA) National Emission Inventory (NEI) (Russell et al., 2012;Xing et al., 2013;Hidy et al., 2014;Tong et al., 2015;Xing et al., 2015). Recent decreases in NO_x have been attributed to the mobile sector, and power plant controls including the EPA NO_x State Implementation Plan Call implemented between 2003 and 2004 (Kim et al., 2006;Russell et al., 2012;Hidy et al., 2014;Foley et al., 2015;Lu et al., 2015). In the United States, NO_x emissions are expected to continue to decrease and reach 72% and 61% of their 2011 levels in 2018 and 2025 respectively (Eyth et al., 2014). Furthermore, recent work indicates that NO_x emissions may be overestimated in models for the United States (Travis et al., 2016) particularly for on-road gasoline vehicles (McDonald et al., 2012).

Globally, the Representative Concentration Pathway trajectories indicate that NO_x emissions will decrease below year 2000 levels by the middle of the 21st century (Lamarque et al., 2011). Europe has experienced declines in NO_x with NO₂ concentrations decreasing by 20% over Western Europe between 1996 and 2002 (Richter et al., 2005) and decreasing by an additional ~20% in the more recent past (2004-2010) (Castellanos and Boersma, 2012). In contrast, NO_x

emissions in China have increased by large amounts since 1996 (Richter et al., 2005;Stavrakou et al., 2008;Verstraeten et al., 2015) with a more recent leveling out or decrease of NO₂ concentrations (Krotkov et al., 2016). NO₂ concentrations in India have continued to increase (Krotkov et al., 2016;Duncan et al., 2016).

5 These large past and expected future changes in anthropogenic NO_x emissions indicate that analysis of historical data could reveal how NO_x emissions affect organic aerosol formation and more specifically SOA from NO₃-initiated chemistry. Long-term monitoring networks often measure NO_x and OC, which could allow for correlation analysis. In addition, air quality trends in organic aerosol from traditionally less-sampled locations (e.g. (Streets et al., 2008)) and
10 emissions for locations such as China have been characterized and could be used for analysis. In addition to examining measurement data for relationships between NO₃-derived SOA and NO_x, chemical transport modeling with emissions sensitivity simulations can be used to provide estimates of how various SOA pathways respond to changes in NO_x emissions. For example, Carlton et al. (2010b) used the CMAQ model to determine that controllable NO_x emissions were
15 responsible for just over 20% of total SOA in the United States based on the NO₃-BVOC mechanism available at the time. Pye et al. (2015) predicted nitrate-derived SOA concentrations would decrease by 25% due to a 25% reduction in NO_x emissions, but the overall change including all organic aerosol components would be only 9% as a result of other less sensitive (or increasing) components. Other modeling studies (Lane et al., 2008;Zheng et al., 2015;Fisher et
20 al., 2016) have shown that total organic aerosol or particle-phase organic nitrates may not respond strongly to decreased NO_x emissions, but significant spatial and composition changes can occur.

3.4 Organic nitrate standards

The CIMS technique allows for highly time-resolved, chemically-speciated measurements of multifunctional organic nitrates (Beaver et al., 2012;Paulot et al., 2012;Lee et al., 2014a;Xiong et
25 al., 2015). Synthesis, purification and independent quantification of an individual, isomerically-specific organic nitrate is, however, required for calibration because standards are not commercially available, except for a few monofunctional alkyl nitrates.

The synthesis of monofunctional alkyl nitrates can be performed via several methods (Boschan et al., 1955), including nitration of alkyl halides with silver nitrate, direct nitration of alcohols or
30 alkanes with nitric acid (Luxenhofer et al., 1996;Woidich et al., 1999) or treatment of alcohols with dinitrogen pentoxide (Kames et al., 1993). Techniques for the synthesis of multifunctional

nitrate, in particular hydroxynitrates, have been described in previous reports (Muthuramu et al., 1993;Kastler and Ballschmiter, 1998;Werner et al., 1999;Treves et al., 2000). Carbonyl nitrates have also been synthesized using the same protocol, i.e. nitration of hydroxyketones with dinitrogen pentoxide (Kames et al., 1993;Suarez-Bertoa et al., 2012).

5 Most recently, three isomers of isoprene hydroxynitrates were synthesized (Lockwood et al., 2010;Lee et al., 2014b). As the precursor ingredient is an organic epoxide on which a hydroxy and nitrate functional groups are attached, the same protocol (Nichols et al., 1953;Cavdar and Saracoglu, 2008) can be applied to synthesize hydroxynitrates of various VOC backbones assuming availability of precursor compounds. Oxidation of a single parent compound can yield
10 numerous isomerically unique byproducts possessing various functional groups, including one or more nitrates. As such, synthesis of and calibration for each rapidly become prohibitive. Given that multifunctional organic nitrates possessing more than four oxygen atoms, for which synthesis protocols currently do not exist, dominate the particulate nitrate mass of submicron particles (Lee et al., 2016), a more comprehensive calibration technique is needed. Three broad approaches are
15 currently utilized. One is to collect cryogenically a suite of oxidation byproducts (present in the atmosphere, formed in a simulation chamber or flow-tube, etc.) on a GC column. The desorbing eluent, separated in time by volatility/polarity as it is thermally desorbed, is measured simultaneously by CIMS and a quantitative instrument such as the TD-LIF (Day et al., 2002;Lee et al., 2014b). The corresponding eluting peaks detected by both instruments allow for calibration
20 of each surviving, isobarically-unique (at least for unit mass resolution spectrometers) organic nitrate (Bates et al., 2014;Schwantes et al., 2015;Teng et al., 2015). The second approach employed for the iodide-adduct ionization technique is to deduce the instrument response from a comparison of the binding energies of the numerous iodide-organic nitrate clusters to those of compounds with known sensitivities by applying variable voltages in the ion molecule reaction
25 region to break up charged clusters systematically. The rate at which the signal of an organic nitrate cluster decays with voltage is a function of its binding energy, which governs its transmission efficiency through the electric fields and thus its sensitivity (Lopez-Hilfiker et al., 2016). Lastly, quantum chemical calculations of specific compounds allow the determination of the sensitivity of their iodide-adduct (Iyer et al., 2016) and CF_3O^- (Kwan et al., 2012;Paulot et al.,
30 2012) ionizations.

3.5 Critical needs for models

3.5.1 Robust and efficient representation of gas-phase chemistry

Previous sections have detailed the reactions of BVOC with NO_3 and the need to include this chemistry to represent more accurately processes that control O_3 and SOA formation. But
5 applying that information in a way that can be used for air quality studies presents a serious challenge. As highlighted in section 2.6.1, the chemical mechanisms currently being used in AQMs are limited in their representation of NO_3 -BVOC chemistry, largely lumping all monoterpenes together, and with no agreement on yields. The lack of detail in current mechanisms is reflected in the variety of methods by which SOA formation from BVOC- NO_3
10 chemistry is estimated (section 2.6.2).

Typically the NO_3 -BVOC chemistry is implemented in AQMs into the existing system of organic and inorganic chemical reactions that occur in the atmosphere. Because there may be hundreds or thousands of different chemical reactions occurring simultaneously and the computational efforts required to solve those on a 3D grid are onerous, the chemical mechanisms used in AQMs are
15 typically condensed to a certain extent. The greatest challenges in modeling the reactions initiated by NO_3 and BVOC in AQMs are 1) deciding how much detail must be included to represent accurately the chemistry; 2) estimating intermediate reactions and/or products when direct experimental observations are not available; 3) integrating the new reactions into existing chemical mechanisms; and 4) validating the complete schemes against observational data.

20 Including all of the attack pathways and isomers that are formed in the reactions of NO_3 and BVOC and their subsequent products rapidly becomes an intractable problem, as the number of species and reactions produced from a VOC grows exponentially with the number of carbons in the compound (Aumont et al., 2005), resulting in an estimate of almost 400 million products from a single C_{10} hydrocarbon. Even restricting the chemistry solely to the RO_2 formed from α -pinene,
25 β -pinene and limonene via addition of NO_3 to the double bond results in 861 unique product species and 2646 reactions as estimated from the MCM (<http://mcm.leeds.ac.uk/MCM-devel/home.htm>, (Saunders et al., 2003)). In comparison, the chemical mechanisms used in AQMs typically consider a total of 100-200 species and less than 400 reactions to model the entire gas-phase chemistry occurring in the troposphere. One challenge is to find a balance between
30 complexity and computational efficiency that involves both deriving complete mechanisms as well as condensing them to the extent possible.

The second major challenge is that many of the chemical pathways must be estimated given the limited experimental measurements of intermediate reaction rate constants and products. Structure-activity predictions have been used heavily in the past, but these have been formulated for a limited number of compounds. Their predictions become less accurate as the complexity of the molecule increases (Calvert et al., 2015). When heterogeneous reactions play a significant role in the transport and fate of reaction products, as they do in monoterpene chemistry, the challenge becomes even greater. With recent research, new product structures that contribute to SOA have been identified (Boyd et al., 2015). However, these are not covered by existing predictive theory, and these new pathways must be characterized, including reaction rate constants, co-reactants and products. Physical parameters of all of these new species, such as solubility, radiative properties, emission rates and deposition velocities also are required, but data are often unavailable for these or even comparable species.

The last challenge is integrating the chemistry within the rest of the chemistry occurring in the atmosphere. The major chemical mechanisms used in AQMs today were developed primarily to address episodes of elevated O₃ under conditions of high NO_x and have been evaluated for this purpose. Thus the mechanisms often do not lend themselves well to predicting the chemistry of complex VOCs or other air quality endpoints (Kaduwela et al., 2015). Minor pathways with respect to O₃ formation have been removed from the mechanisms to reduce the computational burden, but these pathways may be important for formation of SOA. In addition, the detailed chemistry of multi-step alkoxy and peroxy radical chemistry is condensed into a single step in some mechanisms, but identifying whether these radicals react with NO_x or HO_x or isomerize is critical for predicting the types of organic molecules that are formed. As described in the previous section 2.6, existing mechanisms include the capability for a limited number of nitrates and in many cases the links to facilitate expansion to more detailed representations are missing.

Significant work must be done to allow modelers to implement this new information in AQMs and thus use this updated knowledge to develop improved predictions of future air quality. One approach is to focus on key chemicals of interest, derive mechanisms that are suitable for specialized applications and append these on to existing frameworks (for example, (Xie et al., 2013)). The longer term view requires a more comprehensive approach that draws on the development of community archives that can better accommodate rapidly changing information and better represent the interactions of biogenic with anthropogenic chemistry. Here we put forward our recommendations for future work in the following areas:

1. Development of tools for the semi-automated production of the reaction pathways and products of later-generation products resulting from alternate pathways of radical reactions with BVOC. These tools should be able to incorporate experimental data when available. In conjunction with the automated development, we require advanced methods for condensing these large mechanisms into computationally feasible reaction schemes.
2. Improvements in estimation techniques for uncertain pathways, including reaction rate constants for multifunctional stable compounds and radicals for which measurements are not available and the quantification of the errors associated with these estimation methods.
3. Development of theory and techniques for integrating gas-phase products with SOA production, in this case, describing the transformation of gas-phase organic nitrates to their SOA products.
4. Development of more versatile base mechanisms that have the flexibility to accept increased detail in VOC description and the continuing validation of the complete tropospheric chemical mechanisms against observational data.

3.5.2 Improved techniques and protocols for evaluation of complex and reduced gas-phase mechanisms

Generally speaking, once detailed mechanisms are developed they are evaluated through some form of benchmarking. Systematic strategies for mechanism evaluation include validation of highly detailed mechanisms unable to be run in 3D models against benchmark data from well-characterized simulation chamber experiments (Jenkin et al., 1997; Aumont et al., 2005) and the incorporation of these mechanisms into box or 1D models to validate radical and short lived species against field campaign observations. Less detailed AQ mechanisms can then be compared to these reference mechanisms by way of sensitivity experiments in idealized modeling studies – often aimed at assessing the sensitivity in O_3 to changing NO_x and VOC emissions (Archibald et al., 2010; Squire et al., 2015). AQ mechanisms are often also then re-evaluated against chamber and/or field experiment data before they are implemented into 3D models and then undergo evaluation against extensive measurements in the residual layer.

One of the greatest challenges in the BVOC- NO_3 system is that current night-time measurements are mainly collected from surface sites, which are confined to a shallow surface layer at night and not representative of the whole night-time boundary layer. The impact of night-time chemistry on daytime ozone and nitrogen/aerosol budget would require careful investigation of night-time chemistry in the residual layer, which contains >80% of air masses at night.

Moreover, the benchmarking activities mentioned above and the development process discussed in section 3.5.1 are not well aligned. A more unified approach that identifies some key mechanistic problems and identifies strategies to evaluate them is required in order to make improved progress on simulating the changing composition of the atmosphere.

5 **3.5.3 Reduce uncertainties in sub-grid scale processes**

Uncertainties in AQM predictions also arise from the representation of physical sub-grid scale processes. The ones particularly relevant for the NO_3 -BVOC chemistry include, but are not limited to the following.

Nighttime boundary layer (NBL) mixing

10 The spatial distribution of BVOC and NO_x precursors is highly variable, but the current AQMs neglect these heterogeneities and assume perfect mixing within grid cells of typically 3-10 kilometers in the horizontal. At those resolutions, models are unable to resolve the localized surface emission sources and the microscale structure of boundary layer turbulence, and therefore cannot resolve spatial heterogeneities in chemistry, partitioning and mixing of chemicals, which
15 are essential for predicting the concentrations of secondary pollutants.

Typically, the freshly emitted monoterpenes species have a tendency to accumulate in the shallow nighttime boundary layer (typically < 200 m), and can react with NO_3 if available. However, often NO_3 is located in the residual layer that is decoupled from the NBL, and the BVOC+ NO_3 reactions would depend on the model's ability to mix the two layers. Thus, mixing within and out
20 of the boundary layer provides a key challenge for modeling the impacts of BVOC- NO_3 chemistry, as the measured gradients of NO_3 and BVOC are very strong in the vertical (e.g. (Brown et al., 2007b;Fuentes et al., 2007)).

A large focus on model evaluation has been on the impacts of higher horizontal resolution (Jang et al., 1995). It has been shown in several cases that owing to the complex interplay of chemical
25 families, the sensitivity of the chemical system is not captured at lower resolution (e.g. (Cohan et al., 2006)). However, very little work has focused on the role of improvements in vertical resolution, despite the fact that inter model differences in properties like the height of the boundary layer vary by over a factor of 2 in cases (e.g. (Hu et al., 2010)) Moreover, the NBL is not well mixed, so evaluation of nocturnal physics requires more than just evaluating the NBL
30 height.

Plume parameterizations

Typically, parameterizations have been applied to anthropogenic emission sources (e.g., aircraft plumes, urban plumes) and not to biogenic sources. Partly this is a result of the differences in the source terms, anthropogenic emissions often being well represented as point sources in space, whereas biogenic emissions are often large area sources. However, as the emissions of BVOC are often very species specific, and observations highlight large spatial variability over small areas (e.g., (Niinemets et al., 2010)), the adoption of the anthropogenic plume parameterizations to BVOC emissions could lead to improvements in model performance.

One approach is the plume in grid (PiG) parameterization (Karamchandani et al., 2002). This aims to solve the problem of sub-grid scale chemical processes by implementing ensembles of Gaussian puffs within the AQM (e.g., (Vijayaraghavan et al., 2006)). Other approaches include hybrid Eulerian-Lagrangian models (Alessandrini and Ferrero, 2009). These differ from the PiG models by simulating large numbers of stochastic trajectories that can make use of variable reactive volumes to simulate their diffusion into background air masses simulated on Eulerian grids.

Global models have generally used a different approach to the problem of plumes. Broadly, following one of the two paradigms (Paoli et al., 2011): (i) modify the emissions of the reaction mix (using so-called effective emissions or applying emission conversion factors) (ii) modify the rates of reaction (effective reaction rates).

3.6 Field studies in the developing world and under-studied areas

In light of the questions raised earlier in this review, assessing the role of NO₃-BVOC chemistry will require field experiments over a wide range of ratios of isoprene to monoterpene emissions and of NO₃ to BVOC. Future studies of NO₃-BVOC chemistry are in planning stages for North America. These studies will provide access to environments with different NO_x levels and over a modest range of isoprene and monoterpene emission rates. A wider range of these parameters can be accessed in countries where NO_x emissions controls are not as completely implemented and where BVOC emissions are abundant. Bringing the state-of-the-art capabilities developed for study of NO₃-BVOC chemistry to locations in China and India would allow insight not only into the role of that chemistry in those countries now but also into the role this chemistry played in Europe and the US prior to implementation of current emission standards. Experiments in the

tropics potentially would allow observations of the confluence of BVOC and very low NO_x to be explored, thus providing insight into BVOC-NO₃ as a sink of NO_x.

3.7 Future needs for chamber studies

Field studies by definition include the entire complexity of the real atmosphere, so that the identification of single processes and quantification of their impact is challenging. Specific experiments in chambers allow investigating processes without effects from meteorology, which largely impacts observations in the real atmosphere specifically during nighttime, when the lower troposphere is not as well mixed as it is during daytime. In chamber experiments, specific compounds of interest can be isolated and studied under well-controlled oxidation environments, allowing a more detailed and direct characterization of the composition, chemical, and physical properties of aerosols. Because such laboratory and chamber data provide the basic understanding for predicting SOA formation, it is important that the design of such experiments mimic the oxidation environments in the atmosphere to the greatest extent possible. Several important needs for understanding NO₃-BVOC chemistry in chambers include: 1) elucidation of kinetic and mechanistic information for NO₃-BVOC reactions; 2) characterization of wall losses for low-volatility products in the NO₃-BVOC system; 3) understanding the fate of peroxy radicals in the nighttime atmosphere and its influence on this chemistry; 4) hydrolysis and photooxidation of BVOC-derived organic nitrates from specific BVOC plus specific oxidant pairs over a range of appropriate conditions; 5) optical properties of aerosol organic nitrate; and 6) intercomparison of instrumental methods for key species in the NO₃-BVOC system.

Kinetic and mechanistic elucidation

The number of chamber studies investigating NO₃ chemistry is small compared to the number of studies for photochemical oxidation and ozonolysis. In most of the studies, gas-phase oxidation products and SOA yields from the oxidation of BVOC have been measured. Studies include the investigation of SOA from monoterpenes (Wangberg et al., 1997;Griffin et al., 1999;Hallquist et al., 1999;Spittler et al., 2006;Fry et al., 2009;Fry et al., 2011;Boyd et al., 2015;Nah et al., 2016b), methyl butenol (Fantechi et al., 1998b) and isoprene (Rollins et al., 2009;Ng et al., 2010;Schwantes et al., 2015). A few more studies investigated gas-phase reaction kinetics, including the reactions of NO₃ with aldehydes (Clifford et al., 2005;Bossmeier et al., 2006), amines (Zhou and Wenger, 2013), or cresol (Olariu et al., 2013). As a consequence of the small number of studies, the oxidation mechanisms of organic compounds by NO₃ and the yields of

oxidation products in the gas phase and particle phase have larger uncertainties. The well-controlled oxidation environments in chamber experiments, coupled with complimentary gas-phase and particle-phase measurements (online and offline), allow for elucidating detailed oxidation mechanisms under varying reaction conditions (Ng et al., 2008; Boyd et al., 5 2015; Schwantes et al., 2015). Identification of gas- and particle-phase reaction products from NO₃-BVOC chemistry within controlled chamber environments can also greatly aid in the interpretation of field data in which multiple oxidants and BVOC are present. Future chamber experiments will naturally take advantage of new advanced gas/aerosol instrumentation and aim to constraint the formation yields of gas-phase oxidation products and establish a fundamental 10 understanding of aerosol formation mechanisms from NO₃-BVOC under a wide range of oxidation conditions.

Wall losses

Although chamber studies allow separating processes driven by chemistry and physics from transport processes that occur in the real atmosphere, careful characterization of the behavior of 15 NO₃ in chambers as well as the organic products of the NO₃ oxidation remains a research priority. Yields of gas-phase oxidation products can be influenced by chamber specific loss processes (surface loss on the chamber wall) and SOA yields can be impacted by both direct loss of particles and loss of species that can condense on particle or chamber wall surfaces (McMurry and Grosjean, 1985; Loza et al., 2010; Matsunaga and Ziemann, 2010; Yeh and Ziemann, 20 2014; Zhang et al., 2014a; Zhang et al., 2015; Krechmer et al., 2016; La et al., 2016; Nah et al., 2016a; Ye et al., 2016). The extent to which vapor wall loss affects SOA yields appears to be dependent on the VOC system, from relatively small effects to as high as a factor of four (Zhang et al., 2014a; Nah et al., 2016a). Studies on the effects of vapor loss on SOA formation from BVOC+NO₃ are limited. With minimal or no competing gas-particle partitioning processes, 25 substantial vapor wall loss of organic nitrates have been observed in experiments not specific to NO₃ oxidation (Yeh and Ziemann, 2014; Krechmer et al., 2016). However, the use of excess oxidant concentrations and rapid SOA formation in BVOC+NO₃ experiments (hence shorter experiments) could potentially mitigate the effects of vapor wall loss on SOA yields in chamber studies (Boyd et al., 2015; Nah et al., 2016a). In light of the developing understanding of this 30 issue, an important consideration for the design of any future systematic chamber studies is the influence of vapor wall loss on SOA formation from nitrate radical oxidation under different reaction conditions, such as peroxy radical fates, relative humidity, seeds, oxidant level, chamber volume, etc.

Peroxy radical fate

As discussed above, the fate of peroxy radicals directly governs the product distribution in the NO₃-BVOC system, including SOA yields and composition. Dark reactions of peroxy radicals differ significantly from their photochemical analogs, and are directly related to the development of mechanistic understanding in the NO₃-BVOC system. There is a need to systematically investigate reaction products and SOA formation from NO₃-BVOC reactions under different peroxy radical reaction regimes, but this aspect has only recently become a focus of chamber studies (Ng et al., 2008; Boyd et al., 2015; Schwantes et al., 2015). Rapid formation of highly oxygenated organic nitrates has been observed in laboratory studies of β-pinene+NO₃ and α-pinene+NO₃; these products could be formed by unimolecular isomerization of peroxy radicals or autoxidation (Nah et al., 2016b). The importance of this peroxy radical reaction channel in NO₃-BVOC chemistry warrants further studies. Future chamber studies will need to be explicit in their specification of the peroxy radical chemistry regime that is investigated in a particular experiment, and will need to relate that regime to the conditions of ambient nighttime atmosphere.

Organic nitrate hydrolysis and photooxidation

Recent field studies have shown that organic nitrates formed from NO₃-BVOC are important components of ambient OA. However, the reactivity in both gaseous and condensed phases of these biogenic nitrates, in particular of polyfunctional nitrates, has been subject to few studies and requires better characterization to evaluate the role of these compounds as reservoirs/sinks of NO_x. Field results suggest that the fate of organic nitrates in both the gas and aerosol phase have variable lifetimes with respect to hydrolysis. The difference in the relative amount of primary/secondary/tertiary organic nitrates (which hydrolyze with different rates) from nitrate radical oxidation vs. photochemical oxidation needs to be constrained. Most of the hydrolysis studies thus far are conducted in bulk, except for a few recent studies on monoterpene organic nitrates (e.g., (Boyd et al., 2015; Rindelaub et al., 2015)). The solubility of multifunctional organic nitrates in water and the extent to which hydrolysis occur in aerosol water warrant future studies. The effect of particle acidity on hydrolysis might also be important for organic nitrates formed in different BVOC systems.

While there are extensive studies on photochemical aging of ozonolysis SOA, studies on photochemical aging of NO₃-initiated SOA and organic nitrates are extremely limited. A recent study shows that the particle-phase organic nitrates from NO₃+β-pinene and NO₃+α-pinene reactions exhibit completely different behavior upon photochemical aging during the night-to-day

transition, and act as permanent and temporary NO_x sinks, respectively (Nah et al., 2016b). With the ~1 week lifetime of aerosols in the atmosphere and that majority of NO₃-BVOC organic nitrates are formed at night, the photochemical fates of these organic nitrates could impact next-day NO_x cycling and ozone formation. Therefore, there is a critical need to understand the mutigenerational chemistry and characterize the evolution of organic nitrates over its diurnal life cycle, including aging NO₃-initiated SOA and organic nitrates by photolysis and/or OH radicals.

Aerosol optical properties

The optical properties, especially in the short wavelength region, of NO₃-derived SOA may be most conveniently measured during coordinated chamber studies that also include detailed measurements of gas phase oxidation chemistry and aerosol composition. Such studies could also serve to isolate the specific optical properties of NO₃-BVOC derived aerosol to obtain better optical closure in the interpretation of field data. Field studies that include aerosol optical properties measurements in conjunction with other instrumentation can help quantify the bulk organic nitrate abundance and identify organic nitrate molecular composition in the SOA.

Instrument intercomparisons

The discussion above shows that recent advances in analytical instrumentation are key to the developing science of NO₃-BVOC chemistry. Chamber studies provide an excellent opportunity for the comparison and validation of such instrumentation. State-of-the-art and developing instruments for measurement of NO₃ and N₂O₅ were compared approximately a decade ago (Fuchs et al., 2012;Dorn et al., 2013). These instruments have improved and proliferated since that time, and further validation studies are needed. Measurements of total and speciated gas and aerosol-phase organic nitrates, as well as other oxygenated compounds that result from NO₃-BVOC reactions, have not been the subject of a specific intercomparison study. Their comparison and validation will be a priority in future coordinated chamber studies.

Utility of coordinated chamber studies

Because of the need for a better understanding of NO₃ oxidation and because of the challenges of chamber studies investigating NO₃ chemistry, coordination between studies carried out in different chambers, and between chamber and field studies, can augment efforts of single or stand-alone chamber studies. Coordinated studies that would include several chambers could increase the accuracy and reliability of results and quantify realistic errors associated with product yields estimates. This can be achieved by determining the same quantities in similar experiments in different chambers. Studies could benefit from complementary capabilities and properties of chambers. Chambers that typically operate at higher concentration ranges and

therefore increased oxidation rates are suitable to perform a larger number of experiments are useful for screening experiments and a series of experiments with systematic variations of chemical conditions. Other chambers are suited to perform experiments at atmospheric reactant concentrations. Experiments in these chambers may take place on a longer time scale, for example a scale characteristic of the duration of at least one night. Analytical instrumentation and capability also differs considerably among chambers, so that coordinated chamber studies can make use of the determination of complementary quantities such as product yields of different organic compounds and characterization of various properties of particles for the same chemical system. For instance, it would be invaluable to conduct coordinated studies where a variety of instrument techniques are used to measure total and speciated gas- and particle-phase organic nitrates, as well as aerosol physical and chemical properties in the same chamber.

Substantial insights into aerosol sources, formation, and processing can be gained from coordinated laboratory chamber and field studies. Laboratory chamber experiments provide the fundamental data to interpret field measurements. The analysis of field data in turn can provide important insights for constraining chamber experiment parameters so that the oxidation conditions in chambers can be as representative as possible of those in the atmosphere. Two recent sets of experiments serve as examples of this approach. Fundamental chamber studies on β -pinene+NO₃ in the Georgia Tech Environmental Chamber (GTEC) facility under conditions relevant to the southeast US provided constraints on the contribution of monoterpenes+NO₃ to ambient OA during the 2013 SOAS campaign (Boyd et al., 2015; Xu et al., 2015b). The Focused Isoprene eXperiment at California Institute of Technology (FIXCIT) chamber study following SOAS advanced the understanding of isoprene oxidation chemistry relevant to the SE US (Nguyen et al., 2014). In all essence, it is important not to consider fundamental laboratory studies as isolated efforts, but they should be an integrated part of field studies. Similarly, having the modeling community involved in early planning stages of laboratory and field studies will greatly aid in the identification of critically-needed measurement data.

4 Impacts of NO₃-BVOC chemistry on air quality

The previous sections have demonstrated that understanding how NO₃ reacts with BVOC, including the ultimate fate of products, encompasses all aspects of atmospheric physics, chemistry, and transport. These sections have raised numerous complex and fascinating science questions and highlighted the critical need for much more basic science to fill in unknown aspects

of this system. However “getting this system right” is not just an interesting science problem because it has direct implications for policy decisions that governments across the world are taking to protect citizens and ecosystems from harmful effects of air pollutants. Addressing the uncertainties raised in the previous sections is critical for developing efficient, accurate, and cost-effective strategies to reduce the harmful effects of air pollution.

BVOC have long been predicted to be significant contributors to regional and global O₃ (e.g. (Pierce et al., 1998;Curci et al., 2009)) and PM_{2.5} (Pandis et al., 1991), with NO₃ reactions providing a major pathway for loss of ambient BVOC (Winer et al., 1984;Pye et al., 2010;Xie et al., 2013). If BVOC react with NO₃ instead of OH, the O₃ production of the BVOC can be reduced relative to reactions through OH, although in some instances they may slightly increase O₃ by reducing next-day NO_x. For example, measurements in St. Louis (Millet et al., 2016) demonstrate that nights with lower levels of NO₃ resulted in higher isoprene concentrations the following morning, producing higher and earlier O₃ peaks. Recent insights into the role of biogenic nitrates, which are produced in large quantities through the reactions of NO₃ with primary emitted BVOC and subsequent reactions of their stable products, demonstrate that these compounds can substantially alter the availability of NO_x (Perring et al., 2013). This highlights the importance of accurate treatment of fates of organic nitrates from nighttime chemistry in models, which will impact the next day NO_x and ozone levels. Organic nitrates from BVOC+NO₃ also can contribute to nitrogen deposition (Nguyen et al., 2015), which adversely impacts ecosystems. The ways in which the patterns of deposition for biogenic nitrates affect inorganic nitrate deposition remain poorly understood.

Implications for spatial distribution of ozone and PM_{2.5}

While it is clear that NO₃-BVOC reactions affect oxidant availability and SOA, it remains unclear how large that role is in the ambient atmosphere relative to other VOCs and other oxidants and where it occurs. The extent of O₃ formation downwind of sources is influenced by the transport of NO_y species, including organic nitrates, which can release NO_x downwind, where O₃ may be formed more efficiently. Biogenically-derived nitrates are the dominant organic nitrates in many places (Pratt et al., 2012). A variety of different organic nitrates are formed from different BVOC, with some being short lived (releasing NO₂ locally) and others being long lived (releasing NO₂ downwind unless they are removed in the meantime). Errors in our attribution of the lifetime of individual biogenic nitrate compounds can cause errors in predicted NO_x redistributions regionally and globally and modify the spatial distributions of O₃ (Perring et al., 2013). Updates

to the chemistry of BVOC-NO₃ also could alter calculations of the relative role of biogenic species versus anthropogenic pollutants to O₃ and PM_{2.5} formation.

Implications for control strategy development

Air quality models are used not only to understand the production of air pollutants in the current atmosphere, but also to guide the development of strategies to reduce the future pollution burden. 5
Uncertainties in the chemistry and removal of BVOC can contribute to uncertainties in the sensitivity of O₃ and PM to emission reduction strategies. This increases the risk of implementing expensive control strategies that are found later to be inefficient (more control specified than needed) or ineffective (do not meet the air quality goals for which they were developed). As 10
noted by Millet et. al (2016), in urban areas downwind of high isoprene emissions, the loss of isoprene by NO₃ at night can produce the opposite O₃-NO_x behavior that would normally be expected in urban areas, potentially causing a reassessment of optimum control strategies. In addition, the early O₃ peaks noted on low NO₃ nights expands the high ozone time window, resulting in higher 8-hour O₃ averages, on which regulatory compliance in the US is based.

15 The uncertainties in our understanding of NO₃-BVOC chemistry propagate into chemical mechanisms, as described in section 3. Past work has shown that vastly different chemical mechanisms may predict similar O₃ in current atmospheres but show huge differences for intermediate species (e.g., (Luecken et al., 2008)) and different potential responses to precursor reductions, including different indicators of O₃ sensitivity to VOC versus NO_x reductions (Knote 20
et al., 2015). The presence of large weekend effects in NO_x makes identifying such errors more likely in current analyses.

Incorporating new information on biogenic chemistry within a chemical mechanism will impact the availability of NO_x, (e.g., (Archibald et al., 2010; Xie et al., 2013)) and modify the predicted effectiveness of anthropogenic NO_x controls. Incorporating new chemical information into 25
models can also impact PM_{2.5} sensitivities to NO_x reductions. In one example, organic PM_{2.5} was almost twice as responsive to a NO_x reduction than in older mechanisms (Pye et al., 2015). Because much of the NO_x dependence of O₃ and aerosols from NO₃-BVOC reactions is inadequately accounted for in models, the few examples we have hint that current NO_x control strategies might result in more significant improvements to air quality than currently assumed.

30 Retrospective analyses should focus on elucidating the elements of this hypothesis that are represented in the historical record.

The role of climate change in modifying air quality is also a highly uncertain issue and may be particularly sensitive to the characterization of BVOC. Biogenic emissions may increase or

decrease in the future, depending on many factors including increased temperatures, changes in water availability, occurrence of biotic and abiotic stress (e.g. (Kleist et al., 2012;Wu et al., 2015), CO₂ fertilization, CO₂ inhibition, and land use changes (Chen et al., 2009;Squire et al., 2014). Uncertainties in biogenic reactions may be amplified as they become a larger share of the VOC burden in some places. The predicted response of O₃ to future climate has been found to be especially sensitive to assumptions about the chemical pathways of BVOC reactions, in particular the treatment of nitrates. Mao et al. (2013) and several earlier researchers found that predictions of the O₃ response to NO_x reductions change from negative to positive depending solely on how the isoprene chemistry was represented. Similarly, a comparison of several widely-used chemical mechanisms with varied descriptions of BVOC-derived nitrates (Squire et al., 2015) found that description of BVOC chemistry significantly alters not only the amount of oxidant change predicted under future scenarios but also the direction of the change. Direct measurements of the key steps in isoprene oxidation should eliminate the ambiguity in such model calculations. Nonetheless, the exquisite sensitivity of model predictions of ozone trends to the representation of isoprene and NO_x indicates that ambient observations of those trends are an excellent strategy for evaluating the accuracy of mechanisms.

The relative distribution of emissions among different types of BVOC may also shift as climate and land use changes, emphasizing the need to understand differences among terpenes in their chemistry, transport, and fate (Pratt et al., 2012). While most of the research to date has been done on isoprene, with some on α -pinene and β -pinene, little has been done on products or reaction parameters of other terpenes. The previous sections have demonstrated that different terpenoid structures can have vastly different atmospheric chemistry and physical properties, so it is unclear whether assuming one “representative” species or distribution, as is done in most chemical mechanisms, will adequately account for future impacts of BVOC on O₃ and PM.

25 ***Summary of impacts***

This review has illustrated that accurate characterization of NO₃-BVOC chemistry is critical to our understanding of both the air quality and climate impacts of NO_x emissions. Our knowledge of the complexity of NO₃-BVOC reaction pathways and multi-generational products has advanced rapidly, especially in the last decade. Despite the fact that much of that information is not yet in a form that can be included in current air quality models, we anticipate improved predictive capabilities in models in the coming years through sustained laboratory and field studies coupled to model development. While the current levels of uncertainty make it difficult to accurately quantify the impact of NO₃-BVOC chemistry on air pollutant concentrations, we expect that

developments in this field will improve the effectiveness of air pollution control strategies going forward. The limited studies available demonstrate that even small changes to BVOC chemistry modify the production of oxidants (NO_3 , OH and O_3) and change the transport of NO_y . Therefore, NO_3 -BVOC oxidation modifies the chemical regime in which additional BVOC oxidation occurs. Of most importance will be the studies that indicate changes in the direction of predicted future pollutant concentrations as chemical mechanisms of BVOC are updated. Emissions control strategies and attainment of air quality goals rely on the best possible chemical models. Current and future laboratory and field research is critical to the improvement of chemical mechanisms that account for biogenic chemical processes and products which will augment efforts to reduce harmful air pollutants.

Acknowledgements

The authors acknowledge support from the International Global Atmospheric Chemistry project (IGAC), the U.S. National Science Foundation (NSF grants AGS-1541331 and AGS-1644979), and Georgia Tech College of Engineering and College of Sciences for support of the workshop on Nitrate Radicals and Biogenic Hydrocarbons that led to this review article. NLN acknowledges support from NSF CAREER AGS-1242258 and US Environmental Protection Agency STAR (Early Career) RD-83540301. SSB acknowledges support from the NOAA Atmospheric Chemistry, Carbon Cycle and Climate program. ATA and BO thanks NERC for funding through NE/M00273X/1. EA acknowledges NSF grant AGS-0753200. RCC acknowledges NSF grant [AGS-1352972](#). JNC acknowledges Max-Planck-Society. JLF, DAD and JLJ acknowledge support from the NOAA Climate Program Office's AC4 program, award #NA13OAR4310063 (Colorado) / NA13OAR4310070 (Reed). NMD acknowledges NSF AGS-1447056. MIG wishes to acknowledge support from NSF CAREER award (CHE-1255290). JLJ and DAD acknowledge support from NSF AGS-1360834 and EPA 83587701-0. RM acknowledges NSERC Grant RGPIN/183982-2012. HH, AT, and AM acknowledge the DARK KNIGHT project funded by DFG under HE 3086/25-1. BPV acknowledges support from the French National Agency for Research (Project ONCEM-ANR-12-BS06-0017-01). RHS acknowledges NSF AGS-1240604. YR and SSB acknowledge support from the USA-Israel Binational Science Foundation (BSF) grant no. 2012013. YR acknowledges support from the Henri Gutwirth Foundation. JM acknowledges support from the NOAA Climate Program Office grant #NA13OAR4310071. The U.S. Environmental Protection Agency (EPA), through its Office

of Research and Development (ORD), collaborated in the research described herein. It has been subjected to Agency administrative review and approved for publication, but may not necessarily reflect official Agency policy.

5 Glossary of acronyms and common chemical formulas

	ACSM	Aerosol Chemical Speciation Monitor
	AM3	Atmospheric Model 3
	AMS	Aerosol Mass Spectrometry / Spectrometer
	AQM	Air Quality Model
10	AR	Absolute rate in simulation chamber
	BB-CEAS	Broadband Cavity Enhanced Absorption Spectroscopy
	BB-CRDS	Broadband Cavity Ring Down Spectroscopy
	BDE	Bond Dissociation Energy
	BEACHON-RoMBAS	Rocky Mountain Biogenic Aerosol Study
15	BERLIOZ	Berliner Ozonexperiment
	BEWA	Regional Biogenic Emissions of Reactive Volatile Organic Compounds from Forests
	BC	Black Carbon
	BrC	Brown Carbon
20	BVOC	Biogenic Volatile Organic Compound(s)
	CalNex	California Research at the Nexus of Air Quality and Climate Change
	CAMx	Comprehensive Air Quality Model with Extensions
	CARES	Carbonaceous Aerosol and Radiative Effects Study
	CAPRAM	Chemical Aqueous Phase Radical Mechanism
25	CAPS	Cavity Attenuated Phase Shift Spectroscopy / Spectrometer
	CB05	Carbon Bond 2005 chemical mechanism
	CCN	Cloud Condensation Nuclei
	CEAS	Cavity Enhanced Absorption Spectroscopy / Spectrometer
	CE-DOAS	Cavity Enhanced Differential Optical Absorption Spectroscopy
30	CIMS	Chemical Ionization Mass Spectrometry / Spectrometer
	CMAQ	Community Multi-scale Air Quality
	CRDS	Cavity Ring Down Spectroscopy / Spectrometer
	DF-A	Discharge Flow-Absorption
	DF-CEAS	Discharge Flow-Cavity Enhanced Absorption Spectroscopy
35	DF-LIF	Discharge Flow-Laser Induced Fluorescence
	DF-MS	Discharge Flow-Mass Spectrometry
	DMS	Dimethyl Sulfide
	DOAS	Differential Optical Absorption Spectroscopy / Spectrometer
	ELVOC	Extremely Low Volatility Organic compounds
40	EMEP	European Monitoring and Evaluation Program
	EPA	Environmental Protection Agency
	ESI	Electrospray Ionization

	EUCAARI	European Integrated project on Aerosol, Cloud, Climate, and Air Quality Interactions
	EURAD-IM	EUROpean Air pollution Dispersion - Inverse Model
	F-A	Flow System-Absorption
5	F-CIMS	Flow System-Chemical Ionization Mass Spectrometry
	F-LIF	Flow System-Laser Induced Fluorescence
	FIGAERO	Filter Inlet for Gases and Aerosols
	FIXCIT	Focused Isoprene eXperiment at California Institute of Technology
10	FTICR	Fourier Transform Ion Cyclotron
	FTIR	Fourier Transform Infrared Spectroscopy
	GC	Gas Chromatography
	GC-MS	Gas Chromatography Mass Spectrometry
	GCM	Global Climate Model
15	GECKO-A	Generator of Explicit Chemistry and Kinetics of Organics in the Atmosphere
	GEOS-Chem	Goddard Earth Observing System-Chemistry
	GLOMAP	Global Model of Aerosol Processes
	GTEC	Georgia Tech Environmental Chamber
	HAP	Hazardous Air Pollutant(s)
20	HOHPEX	HOHenpeissenberg Photochemistry Experiment
	HPLC	High Performance Liquid Chromatography
	HO ₂	Hydroperoxy radical
	HR-ToF	High Resolution Time-of-Flight
	IC	Ion Chromatography
25	ICARTT	International Consortium for Atmospheric Research on Transport and Transformation
	IGAC	International Global Atmospheric Chemistry
	IN	Ice Nuclei
	IUPAC	International Union of Pure and Applied Chemistry
30	LC	Liquid Chromatography
	LED	Light Emitting Diode
	LIF	Laser Induced Fluorescence
	LO-OOA	Less Oxidized Oxygenated Organic Aerosol
	LV-OOA	Low Volatility Oxygenated Organic Aerosol
35	MAC	Mass Absorption Coefficient
	MCM	Master Chemical Mechanism
	MBO	2-methyl-3-buten-2-ol
	MIESR	Matrix Isolation Electron Spin Resonance
	MO-OOA	More Oxidized Oxygenated Organic Aerosol
40	MOSAIC	Model for Simulating Aerosol Interactions and Chemistry
	MOZART	Model for OZone and Related chemical Tracers
	NARSTO	North American Research Strategy for Tropospheric Ozone
	NEAQS	New England Air Quality Study
	NBL	Nocturnal Boundary Layer
45	NEI	National Emissions Inventory
	NO	Nitric oxide
	NO ₂	Nitrogen dioxide
	NO ₃	Nitrate radical
	N ₂ O ₅	Dinitrogen Pentoxide

	NO _x	Nitrogen Oxides, NO + NO ₂
	NO _y	Total Reactive Nitrogen
	NOS	Nitrooxy Organosulfate
	NSF	National Science Foundation
5	O ₃	Ozone
	OA	Organic Aerosol
	OC	Organic Carbon
	OH	Hydroxyl Radical
	OS	Organosulfate
10	PACIFIC	Pacific Air Quality Study
	PAH	Polyaromatic (or Poycyclic Aromatic) Hydrocarbons
	PiLS	Particle into Liquid Sampler
	PiG	Plume in Grid
	PM	Particulate Matter
15	PM _{1/2.5}	Particulate Matter smaller than 1/2.5 microns
	PMF	Positive Matrix Factorization
	PROPHET	Program for Research on Oxidants: Photochemistry, Emissions and Transport
	PTR-MS	Proton Transfer Reaction Mass Spectrometry
20	PR-A	Pulse Radiolysis-Absorption
	RH	Relative Humidity
	RI	Refractive Index
	RL	Residual Layer
	RONO ₂	Organic nitrate
25	RO ₂	Organic peroxy radical
	RR	Relative Rate
	SAPRC	Statewide Air Pollution Research Center
	SAR	Structure Activity Relationship
	SEAC ⁴ RS	Studies of Emissions and Atmospheric Composition, Clouds and Climate Coupling by Regional Surveys
30	SEARCH	Southeastern Aerosol Research and Characterization
	SOA	Secondary Organic Aerosol
	SOAS	Southern Oxidant and Aerosol Study
	SOS	Southern Oxidant Study
35	STOCHEM-CRI	STOchastic lagrangian CHEMistry model using Common Representative Intermediates
	SV-OOA	Semi Volatile Oxygenated Organic Aerosol
	TD-CAPS	Thermal Dissociation Cavity Attenuated Phase Shift Spectroscopy
	TD-CRDS	Thermal Dissociation Cavity Ring Down Spectroscopy
40	TD-LIF	Thermal Dissociation Laser Induced Fluorescence
	UKESM-1	UK Earth System Model 1
	VBS	Volatility Basis Set
	VOC	Volatile Organic Compound(s)
	WRF-Chem	Weather Research Forecast with Chemistry
45		

References

- Abida, O., Mielke, L. H., and Osthoff, H. D.: Observation of gas-phase peroxyxynitrous and peroxyxynitric acid during the photolysis of nitrate in acidified frozen solutions, *Chemical Physics Letters*, 511, 187-192, <http://dx.doi.org/10.1016/j.cplett.2011.06.055>, 2011.
- Alessandrini, S., and Ferrero, E.: A hybrid Lagrangian–Eulerian particle model for reacting pollutant dispersion in non-homogeneous non-isotropic turbulence, *Physica A: Statistical Mechanics and its Applications*, 388, 1375-1387, <http://dx.doi.org/10.1016/j.physa.2008.12.015>, 2009.
- Aliwell, S. R., and Jones, R. L.: Measurement of atmospheric NO₃ 2. Diurnal variation of stratospheric NO₃ at midlatitude, *Geophys. Res. Lett.*, 23, 2589-2592, 1996a.
- Aliwell, S. R., and Jones, R. L.: Measurement of atmospheric NO₃ 1. Improved removal of water vapour absorption features in the analysis for NO₃, *Geophys. Res. Lett.*, 23, 2585-2588, 1996b.
- Aliwell, S. R., and Jones, R. L.: Measurements of tropospheric NO₃ at midlatitude, *J. Geophys. Res.*, 103, 5719-5727, 1998.
- Allan, B. J., Carslaw, N., Coe, H., Burgess, R. A., and Plane, J. M. C.: Observations of the Nitrate Radical in the Marine Boundary Layer, *J. Atmos. Chem.*, 33, 129-154, 1999.
- Allan, B. J., McFiggans, G., Plane, J. M. C., Coe, H., and McFadyen, G. G.: The nitrate radical in the remote marine boundary layer, *J. Geophys. Res.*, 105, 24,191-124,204, 2000.
- Allan, B. J., Plane, J. M. C., Coe, H., and Shillito, J.: Observations of NO₃ concentration profiles in the troposphere, *J. Geophys. Res.*, 107, 4588, doi: 4510.1029/2002JD002112, 2002.
- Allan, J. D., Delia, A. E., Coe, H., Bower, K. N., Alfarra, M. R., Jimenez, J. L., Middlebrook, A. M., Drewnick, F., Onasch, T. B., Canagaratna, M. R., Jayne, J. T., and Worsnop, D. R.: A generalised method for the extraction of chemically resolved mass spectra from aerodyne aerosol mass spectrometer data, *J. Aerosol. Sci.*, 35, 909-922, 2004.
- Allan, J. D., Alfarra, M. R., Bower, K. N., Coe, H., Jayne, J. T., Worsnop, D. R., Aalto, P. P., Kulmala, M., Hyötyläinen, T., Cavalli, F., and Laaksonen, A.: Size and composition measurements of background aerosol and new particle growth in a Finnish forest during QUEST 2 using an Aerodyne Aerosol Mass Spectrometer, *Atmos. Chem. Phys.*, 6, 315-327, 10.5194/acp-6-315-2006, 2006.
- Alvarado, A., Arey, J., and Atkinson, R.: Kinetics of the Gas-Phase Reactions of OH and NO₃ Radicals and O₃ with the Monoterpene Reaction Products Pinonaldehyde, Caronaldehyde, and Sabinaketone, *Journal of Atmospheric Chemistry*, 31, 281–297, 1998.
- Andreae, M. O., and Gelencser, A.: Black carbon or brown carbon? The nature of light-absorbing carbonaceous aerosols, *Atmos Chem Phys*, 6, 3131-3148, 2006.
- Angove, D., Fookes, C., Hynes, R., Walters, C., and Azzi, M.: The characterisation of secondary organic aerosol formed during the photodecomposition of 1, 3-butadiene in air containing nitric oxide, *Atmospheric environment*, 40, 4597-4607, 2006.
- Arangio, A. M., Slade, J. H., Berkemeier, T., Pöschl, U., Knopf, D. A., and Shiraiwa, M.: Multiphase Chemical Kinetics of OH Radical Uptake by Molecular Organic Markers of Biomass Burning Aerosols: Humidity and Temperature Dependence, Surface Reaction, and Bulk Diffusion, *The Journal of Physical Chemistry A*, 119, 4533-4544, 10.1021/jp510489z, 2015.
- Archibald, A. T., Cooke, M. C., Utembe, S. R., Shallcross, D. E., Derwent, R. G., and Jenkin, M. E.: Impacts of mechanistic changes on HO_x formation and recycling in the

- oxidation of isoprene, *Atmos. Chem. Phys.*, 10, 8097-8118, 10.5194/acp-10-8097-2010, 2010.
- 5 Asaf, D., D., P., Matveev, V., Peleg, M., Kern, C., Zingler, J., Platt, U., and Luria, M.: Long-Term Measurements of NO₃ Radical at a Semi-arid Urban Site: 1. Extreme Concentration Events and Their Oxidation Capacity, *Environ. Sci. Technol.*, 43, 9117-9123, 2009.
- Atkinson, R., Aschmann, S. M., Winer, A. M., and Pitts, J. N.: Kinetics of the Gas-Phase Reactions of NO₃ Radicals with a Series of Dialkenes, Cycloalkenes, and Monoterpenes at 295 +/- 1-K, *Environmental Science & Technology*, 18, 370-375, 1984.
- 10 Atkinson, R., Aschmann, S. M., Winer, A. M., and Pitts, J. N.: Kinetics and atmospheric implications of the gas-phase reactions of NO₃ radicals with a series of monoterpenes and related organics at 294 +/- 2-K, *Environmental Science & Technology*, 19, 159-163, 10.1021/es00132a009, 1985.
- Atkinson, R., Aschmann, S. M., and Pitts, J. N.: Rate constants for the gas-phase reactions of the nitrate radical with a series of organic compounds at 296 ± 2 K, *J Phys Chem A*, 92, 3454-3457, 1988.
- 15 Atkinson, R., Aschmann, S. M., and Arey, J.: Rate constants for the gas-phase reactions of OH and NO₃ radicals and O₃ with sabinene and camphene at 296 ± 2 K, *Atmospheric Environment*, 24, 2647-2654, 1990.
- Atkinson, R., Arey, J., Aschmann, S. M., Corchnoy, S. B., and Shu, Y.: Rate constants for the gas-phase reactions of *cis*-3-Hexen-1-ol, *cis*-3-Hexenylacetate, *trans*-2-Hexenal, and Linalool with OH and NO₃ radicals and O₃ at 296 ± 2 K, and OH radical formation yields from the O₃ reactions, *Int J Chem Kinet*, 27, 941-955, 1995.
- 20 Atkinson, R., and Arey, J.: Atmospheric Degradation of Volatile Organic Compounds, *Chem. Rev.*, 103, 4605-4638, 2003.
- 25 Atlas, E.: Evidence for Greater-Than-or-Equal-to-C-3 Alkyl Nitrates in Rural and Remote Atmospheres, *Nature*, 331, 426-428, 1988.
- Atlas, E., and Schauffler, S.: Analysis of alkyl nitrates and selected halocarbons in the ambient atmosphere using a charcoal preconcentration technique, *Environmental Science & Technology*, 25, 61-67, 1991.
- 30 Aumont, B., Szopa, S., and Madronich, S.: Modelling the evolution of organic carbon during its gas-phase tropospheric oxidation: development of an explicit model based on a self-generating approach, *Atmos. Chem. Phys.*, 5, 2497-2517, 10.5194/acp-5-2497-2005, 2005.
- Ayers, J. D., Apodaca, R. L., Simpson, W. R., and Baer, D. S.: Off-axis cavity ringdown spectroscopy: application to atmospheric nitrate radical detection, *Applied Optics*, 44, 7239-7242, 10.1364/AO.44.007239, 2005.
- 35 Ayers, J. D., and Simpson, W. R.: Measurements of N₂O₅ near Fairbanks, Alaska, *Journal of Geophysical Research: Atmospheres*, 111, n/a-n/a, 10.1029/2006JD007070, 2006.
- 40 Ayres, B. R., Allen, H. M., Draper, D. C., Brown, S. S., Wild, R. J., Jimenez, J. L., Day, D. A., Campuzano-Jost, P., Hu, W., de Gouw, J., Koss, A., Cohen, R. C., Duffey, K. C., Romer, P., Baumann, K., Edgerton, E., Takahama, S., Thornton, J. A., Lee, B. H., Lopez-Hilfiker, F. D., Mohr, C., Wennberg, P. O., Nguyen, T. B., Teng, A., Goldstein, A. H., Olson, K., and Fry, J. L.: Organic nitrate aerosol formation via NO₃ + biogenic volatile organic compounds in the southeastern United States, *Atmos. Chem. Phys.*, 15, 13377-13392, 10.5194/acp-15-13377-2015, 2015.
- 45 Bahadur, R., Praveen, P. S., Xu, Y., and Ramanathan, V.: Solar absorption by elemental and brown carbon determined from spectral observations, *Proceedings of the National Academy of Sciences*, 109, 17366-17371, 2012.

- Baker, J., Arey, J., and Atkinson, R.: Kinetics of the gas-phase reactions of OH radicals, NO₃ radicals and O₃ with three C₇ carbonyls formed from the atmospheric reactions of myrcene, ocimene and terpinolene, *J. Atmos. Chem.*, 48, 241-260, 2004.
- 5 Ball, S. M., Povey, I. M., Norton, E. G., and Jones, R. L.: Broadband cavity ringdown spectroscopy of the NO₃ radical, *Chemical Physics Letters*, 342, 113-120, [http://dx.doi.org/10.1016/S0009-2614\(01\)00573-5](http://dx.doi.org/10.1016/S0009-2614(01)00573-5), 2001.
- Ball, S. M., Langridge, J. M., and Jones, R. L.: Broadband cavity enhanced absorption spectroscopy using light emitting diodes, *Chemical Physics Letters*, 398, 68-74, <http://dx.doi.org/10.1016/j.cplett.2004.08.144>, 2004.
- 10 Barnes, I., Bastian, V., Becker, K. H., and Tong, Z.: Kinetics and Products of the Reactions of NO₃ with Monoalkenes, Dialkenes, and Monoterpenes, *J Phys Chem-US*, 94, 2413-2419, 1990.
- Bartenbach, S., Williams, J., Plass-Dülmer, C., Berresheim, H., and Lelieveld, J.: In-situ measurement of reactive hydrocarbons at Hohenpeissenberg with comprehensive two-dimensional gas chromatography (GC× GC-FID): use in estimating HO and NO₃, *Atmos Chem Phys*, 7, 1-14, 2007.
- 15 Bates, K. H., Crouse, J. D., St Clair, J. M., Bennett, N. B., Nguyen, T. B., Seinfeld, J. H., Stoltz, B. M., and Wennberg, P. O.: Gas Phase Production and Loss of Isoprene Epoxydiols, *J Phys Chem A*, 118, 1237-1246, 2014.
- 20 Beaver, M. R., Clair, J. M. S., Paulot, F., Spencer, K. M., Crouse, J. D., LaFranchi, B. W., Min, K. E., Pusede, S. E., Woolridge, P. J., Schade, G. W., Park, C., Cohen, R. C., and Wennberg, P. O.: Importance of biogenic precursors to the budget of organic nitrates during BEARPEX 2009: observations of multifunctional organic nitrates by CIMS and TD-LIF, *Atmos. Chem. Phys.*, 12, 5773-5785, 10.5194/acpd-12-319-2012, 2012.
- 25 Benter, T., and Schindler, R. N.: Absolute rate coefficients for the reaction of NO₃ radicals with simple dienes, *Chemical Physics Letters*, 145, 67-70, 10.1016/0009-2614(88)85134-0, 1988.
- Benton, A. K., Langridge, J. M., Ball, S. M., Bloss, W. J., Dall'Osto, M., Nemitz, E., Harrison, R. M., and Jones, R. L.: Night-time chemistry above London: measurements of NO₃ and N₂O₅ from the BT Tower, *Atmos. Chem. Phys.*, 10, 9781-9795, 10.5194/acp-10-9781-2010, 2010.
- 30 Berkemeier, T., Ammann, M., Mentel, T. F., Pöschl, U., and Shiraiwa, M.: Organic Nitrate Contribution to New Particle Formation and Growth in Secondary Organic Aerosols from α-Pinene Ozonolysis, *Environmental Science & Technology*, 50, 6334-6342, 10.1021/acs.est.6b00961, 2016.
- 35 Berndt, T., Boge, O., Kind, I., and Rolle, W.: Reaction of NO₃ radicals with 1,3-cyclohexadiene alpha-terpinene, and alpha-phellandrene: Kinetics and products, *Ber. Bunsen-Ges. Phys. Chem. Chem. Phys.*, 100, 462-469, 1996.
- Berndt, T., and Boge, O.: Gas-phase reaction of NO₃ radicals with isoprene: A kinetic and mechanistic study, *Int J Chem Kinet*, 29, 755-765, 1997a.
- 40 Berndt, T., and Boge, O.: Products and mechanism of the gas-phase reaction of NO₃ radicals with α-pinene, *Journal of the Chemical Society, Faraday Transactions*, 93, 3021-3027, 10.1039/a702364b, 1997b.
- Biesenthal, T., Bottenheim, J., Shepson, P., Li, S. M., and Brickell, P.: The chemistry of biogenic hydrocarbons at a rural site in eastern Canada, *Journal of Geophysical Research: Atmospheres*, 103, 25487-25498, 1998.
- 45 Bitter, M., Ball, S. M., Povey, I. M., and Jones, R. L.: A broadband cavity ringdown spectrometer for in-situ measurements of atmospheric trace gases, *Atmos. Chem. Phys.*, 5, 2547-2560, 10.5194/acp-5-2547-2005, 2005.

- Blake, N. J., Blake, D. R., Wingenter, O. W., Sive, B. C., Kang, C. H., Thornton, D. C., Bandy, A. R., Atlas, E., Flocke, F., Harris, J. M., and Rowland, F. S.: Aircraft measurements of the latitudinal, vertical, and seasonal variations of NMHCs, methyl nitrate, methyl halides, and DMS during the First Aerosol Characterization Experiment (ACE 1), *J Geophys Res-Atmos*, 104, 21803-21817, 1999.
- 5 Blake, N. J., Blake, D. R., Sive, B. C., Katzenstein, A. S., Meinardi, S., Wingenter, O. W., Atlas, E. L., Flocke, F., Ridley, B. A., and Rowland, F. S.: The seasonal evolution of NMHCs and light alkyl nitrates at middle to high northern latitudes during TOPSE, *J Geophys Res-Atmos*, 108, Artn 8359
- 10 10.1029/2001jd001467, 2003a.
- Blake, N. J., Blake, D. R., Swanson, A. L., Atlas, E., Flocke, F., and Rowland, F. S.: Latitudinal, vertical, and seasonal variations of C-1-C-4 alkyl nitrates in the troposphere over the Pacific Ocean during PEM-Tropics A and B: Oceanic and continental sources, *J Geophys Res-Atmos*, 108, Artn 8242
- 15 10.1029/2001jd001444, 2003b.
- Boersma, K. F., Jacob, D. J., Eskes, H. J., Pinder, R. W., Wang, J., and van der A, R. J.: Intercomparison of SCIAMACHY and OMI tropospheric NO₂ columns: Observing the diurnal evolution of chemistry and emissions from space, *Journal of Geophysical Research: Atmospheres*, 113, n/a-n/a, 10.1029/2007JD008816, 2008.
- 20 Bond, T., Zarzycki, C., Flanner, M., and Koch, D.: Quantifying immediate radiative forcing by black carbon and organic matter with the Specific Forcing Pulse, *Atmos Chem Phys*, 11, 1505-1525, 2011.
- Bond, T. C., and Bergstrom, R. W.: Light absorption by carbonaceous particles: An investigative review, *Aerosol Science and Technology*, 40, 1-41, 2006.
- 25 Bonn, B., and Moortgat, G. K.: New particle formation during α - and β -pinene oxidation by O₃, OH and NO₃, and the influence of water vapour: particle size distribution studies, *Atmos. Chem. Phys.*, 2, 183-196, 2002.
- Boschan, R., Merrow, R. T., and Vandolah, R. W.: The Chemistry of Nitrate Esters, *Chemical Reviews*, 55, 485-510, 1955.
- 30 Bossmeyer, J., Brauers, T., Richter, C., Rohrer, F., Wegener, R., and Wahner, A.: Simulation chamber studies of the NO₃ chemistry of atmospheric aldehydes, *Geophys. Res. Lett.*, 33, L18810, doi:18810.11029/12006GL026778, 2006.
- Boucher, O., D. Randall, P. Artaxo, C. Bretherton, G. Feingold, P. Forster, V.-M. Kerminen, Y. Kondo, H. Liao, U. Lohmann, P. Rasch, S.K. Satheesh, S. Sherwood, B. Stevens and X.Y. Zhang: Clouds and Aerosols. In: *Climate Change 2013: The Physical Science Basis. Contribution of Working Group I to the Fifth Assessment Report of the Intergovernmental Panel on Climate Change*, Cambridge, United Kingdom and New York, NY, USA, 2013.
- 35 Boyd, C. M., Sanchez, J., Xu, L., Eugene, A. J., Nah, T., Tuet, W. Y., Guzman, M. I., and Ng, N. L.: Secondary organic aerosol formation from the β -pinene+NO₃ system: effect of humidity and peroxy radical fate, *Atmos. Chem. Phys.*, 15, 7497-7522, 10.5194/acp-15-7497-2015, 2015.
- 40 Bräuer, P., Mouchel-Vallon, C., Tilgner, A., Mutzel, A., Böge, O., Rodigast, M., Poulain, L., van Pinxteren, D., Aumont, B., and Herrmann, H.: Development of a protocol designed for the self-generation of explicit aqueous phase oxidation schemes of organic compounds, *Atmos. Chem. Phys. Discuss.*, in preparation, 2016.
- 45 Brown, S. S., Stark, H., Ciciora, S. J., and Ravishankara, A. R.: In-situ measurement of atmospheric NO₃ and N₂O₅ via cavity ring-down spectroscopy, *Geophys. Res. Lett.*, 28, 3227-3230, 2001.

- Brown, S. S., Stark, H., Ciciora, S. J., McLaughlin, R. J., and Ravishankara, A. R.: Simultaneous in-situ detection of atmospheric NO₃ and N₂O₅ via cavity ring-down spectroscopy, *Rev. Sci. Instr.*, 73, 3291-3301, 2002.
- 5 Brown, S. S., Stark, H., Ryerson, T. B., Williams, E. J., Nicks, D. K. J., Trainer, M., Fehsenfeld, F. C., and Ravishankara, A. R.: Nitrogen oxides in the nocturnal boundary layer: Simultaneous, in-situ detection of NO₃, N₂O₅, NO, NO₂ and O₃, *J. Geophys. Res.*, 108, D94299, doi:10.1029/2002JD002917, 2003.
- 10 Brown, S. S., Dubé, W. P., Osthoff, H. D., Stutz, J., Ryerson, T. B., Wollny, A. G., Brock, C. A., Warneke, C., de Gouw, J. A., Atlas, E., Neuman, J. A., Holloway, J. S., Lerner, B. M., Williams, E. J., Kuster, W. C., Goldan, P. D., Angevine, W. M., Trainer, M., Fehsenfeld, F. C., and Ravishankara, A. R.: Vertical profiles in NO₃ and N₂O₅ measured from an aircraft: Results from the NOAA P-3 and surface platforms during NEAQS 2004, *J. Geophys. Res.*, 112, D22304, doi: 10.1029/2007JD008883, 2007a.
- 15 Brown, S. S., Dubé, W. P., Osthoff, H. D., Wolfe, D. E., Angevine, W. M., and Ravishankara, A. R.: High resolution vertical distributions of NO₃ and N₂O₅ through the nocturnal boundary layer, *Atmos. Chem. Phys.*, 7, 139-149, 2007b.
- 20 Brown, S. S., de Gouw, J. A., Warneke, C., Ryerson, T. B., Dubé, W. P., Atlas, E., Weber, R. J., Peltier, R. E., Neuman, J. A., Roberts, J. M., Swanson, A., Flocke, F., McKeen, S. A., Brioude, J., Sommariva, R., Trainer, M., Fehsenfeld, F. C., and Ravishankara, A. R.: Nocturnal isoprene oxidation over the Northeast United States in summer and its impact on reactive nitrogen partitioning and secondary organic aerosol, *Atmos. Chem. Phys.*, 9, 3027-3042, 2009.
- 25 Brown, S. S., Dubé, W. P., Peischl, J., Ryerson, T. B., Atlas, E., Warneke, C., de Gouw, J., Te Lintel Hekkert, S., Brock, C. A., Flocke, F., Trainer, M., Parrish, D. D., Fehsenfeld, F. C., and Ravishankara, A. R.: Budgets for nocturnal VOC oxidation by nitrate radicals aloft during the 2006 Texas Air Quality Study, *J. Geophys. Res.*, 116, D24305, doi:10.1029/2011JD016544, 2011.
- 30 Brown, S. S., and Stutz, J.: Nighttime Radical Observations and Chemistry, *Chem. Soc. Reviews*, 41, 6405-6447, DOI: 10.1039/c2cs35181a, 2012.
- 35 Brown, S. S., Dubé, W. P., Bahreini, R., Middlebrook, A. M., Brock, C. A., Warneke, C., de Gouw, J. A., Washenfelder, R. A., Atlas, E., Peischl, J., Ryerson, T. B., Holloway, J. S., Schwarz, J. P., Spackman, R., Trainer, M., Parrish, D. D., Fehsenfeld, F. C., and Ravishankara, A. R.: Biogenic VOC oxidation and organic aerosol formation in an urban nocturnal boundary layer: Aircraft vertical profiles in Houston, TX, *Atmos. Chem. Phys.*, 13, 11317-11337, doi:10.5194/acp-13-11317-2013, 2013.
- 40 Browne, E. C., Min, K. E., Wooldridge, P. J., Apel, E., Blake, D. R., Brune, W. H., Cantrell, C. A., Cubison, M. J., Diskin, G. S., Jimenez, J. L., Weinheimer, A. J., Wennberg, P. O., Wisthaler, A., and Cohen, R. C.: Observations of total RONO₂ over the boreal forest: NO_x sinks and HNO₃ sources, *Atmos. Chem. Phys.*, 13, 4543-4562, 10.5194/acp-13-4543-2013, 2013.
- 45 Browne, E. C., Wooldridge, P. J., Min, K. E., and Cohen, R. C.: On the role of monoterpene chemistry in the remote continental boundary layer, *Atmos. Chem. Phys.*, 14, 1225-1238, 10.5194/acp-14-1225-2014, 2014.
- Bruns, E. A., Perraud, V., Zelenyuk, A., Ezell, M. J., Johnson, S. N., Yu, Y., Imre, D., Finlayson-Pitts, B. J., and Alexander, M. L.: Comparison of FTIR and Particle Mass Spectrometry for the Measurement of Particulate Organic Nitrates, *Environmental Science & Technology*, 44, 1056-1061, 2010.
- Calvert, J. G., Orlando, J., Stockwell, W. R., and Wallington, T. J.: *The Mechanisms of Reactions Influencing Atmospheric Ozone*, Oxford University Press, New York, New York, 2015.

- Canosa-Mas, C. E., Carr, S., King, M. D., Shallcross, D. E., Thompson, K. C., and Wayne, R. P.: A kinetic study of the reactions of NO₃ with methyl vinyl ketone, methacrolein, acrolein, methyl acrylate and methyl methacrylate, *Physical Chemistry Chemical Physics*, 1, 4195 - 4202, 1999a.
- 5 Canosa-Mas, C. E., King, M. D., Scarr, P. J., Thompson, K. C., and Wayne, R. P.: An experimental study of the gas-phase reactions of the NO₃ radical with three sesquiterpenes: isolongifolene, alloisolongifolene, and neoclovene, *Physical Chemistry Chemical Physics*, 1, 2929 - 2933, 1999b.
- 10 Carlton, A. G., Bhave, P. V., Napelenok, S. L., Edney, E. O., Sarwar, G., Pinder, R. W., Pouliot, G. A., and Houyoux, M.: Model Representation of Secondary Organic Aerosol in CMAQv4.7, *Environmental Science & Technology*, 44, 8553-8560, 10.1021/es100636q, 2010a.
- 15 Carlton, A. G., Pinder, R. W., Bhave, P. V., and Pouliot, G. A.: To What Extent Can Biogenic SOA be Controlled?, *Environmental Science & Technology*, 44, 3376-3380, 10.1021/es903506b, 2010b.
- Carter, W. P. L.: Development of the SAPRC-07 Chemical Mechanism and Updated Ozone Reactivity Scales, Final report to the California Air Resources Board Contract No. 03-318. January 27, 2010a.
- 20 Carter, W. P. L.: Development of the SAPRC-07 chemical mechanism, *Atmospheric Environment*, 44, 5324-5335, <http://dx.doi.org/10.1016/j.atmosenv.2010.01.026>, 2010b.
- Castellanos, P., and Boersma, K. F.: Reductions in nitrogen oxides over Europe driven by environmental policy and economic recession, *Scientific Reports*, 2, 265, 10.1038/srep00265
[http://www.nature.com/articles/srep00265 - supplementary-information](http://www.nature.com/articles/srep00265-supplementary-information), 2012.
- 25 Cavdar, H., and Saracoglu, N.: Synthesis of new beta-hydroxy nitrate esters as potential glycomimetics or vasodilators, *Eur J Org Chem*, 4615-4621, 2008.
- Cerully, K. M., Bougiatioti, A., Hite Jr, J. R., Guo, H., Xu, L., Ng, N. L., Weber, R., and Nenes, A.: On the link between hygroscopicity, volatility, and oxidation state of ambient and water-soluble aerosols in the southeastern United States, *Atmos. Chem. Phys.*, 15, 8679-8694, 10.5194/acp-15-8679-2015, 2015.
- 30 Chacon-Madrid, H. J., Henry, K. M., and Donahue, N. M.: Photo-oxidation of pinonaldehyde at low NO_x: from chemistry to organic aerosol formation, *Atmos. Chem. Phys.*, 13, 3227-3236, 10.5194/acp-13-3227-2013, 2013.
- Chameides, W. L.: Photo-chemical role of tropospheric nitrogen oxides, *Geophys. Res. Lett.*, 5, 17-20, 1978.
- 35 Chen, J., Avise, J., Guenther, A., Wiedinmyer, C., Salathe, E., Jackson, R. B., and Lamb, B.: Future land use and land cover influences on regional biogenic emissions and air quality in the United States, *Atmospheric Environment*, 43, 5771-5780, <http://dx.doi.org/10.1016/j.atmosenv.2009.08.015>, 2009.
- 40 Chew, A. A., Atkinson, R., and Aschmann, S. M.: Kinetics of the gas-phase reactions of NO₃ radicals with a series of alcohols, glycol ethers, ethers and chloroalkenes, *J. Chem. Soc. Faraday Trans.*, 94, 1083-1089, 1998.
- Chung, C. E., Ramanathan, V., and Decremer, D.: Observationally constrained estimates of carbonaceous aerosol radiative forcing, *P Natl Acad Sci USA*, 109, 11624-11629, 10.1073/pnas.1203707109, 2012.
- 45 Chung, S. H., and Seinfeld, J. H.: Global distribution and climate forcing of carbonaceous aerosols, *J. Geophys. Res.*, 107, 4407, doi:10.1029/2001JD001397, 2002.
- Clifford, G. M., Thüner, L. P., Wenger, J. C., and Shallcross, D. E.: Kinetics of the gas-phase reactions of OH and NO₃ radicals with aromatic aldehydes, *Journal of Photochemistry*

- and Photobiology A: Chemistry, 176, 172-182,
<http://dx.doi.org/10.1016/j.jphotochem.2005.09.022>, 2005.
- 5 Coe, H., Allan, B. J., and Plane, J. M. C.: Retrieval of vertical profiles of NO₃ from zenith sky measurements using an optimal estimation method, *J. Geophys. Res.*, 107, 4587, doi: 4510.1029/2002JD002111, 2002.
- Cohan, D. S., Hu, Y., and Russell, A. G.: Dependence of ozone sensitivity analysis on grid resolution, *Atmospheric Environment*, 40, 126-135,
<http://dx.doi.org/10.1016/j.atmosenv.2005.09.031>, 2006.
- 10 Corchnoy, S. B., and Atkinson, R.: Kinetics of the gas-phase reactions of hydroxyl and nitrogen oxide (NO₃) radicals with 2-carene, 1,8-cineole, p-cymene, and terpinolene, *Environmental Science and Technology*, 24, 1497-1502, 1990.
- Cosman, L. M., Knopf, D. A., and Bertram, A. K.: N₂O₅ Reactive Uptake on Aqueous Sulfuric Acid Solutions Coated with Branched and Straight-Chain Insoluble Organic Surfactants, *J Phys Chem A*, 112, 2386-2396, 2008.
- 15 Crippa, M., Canonaco, F., Lanz, V., Äijälä, M., Allan, J., Carbone, S., Capes, G., Ceburnis, D., Dall'Osto, M., and Day, D.: Organic aerosol components derived from 25 AMS data sets across Europe using a consistent ME-2 based source apportionment approach, *Atmos Chem Phys*, 14, 6159-6176, 2014.
- Crounse, J. D., Paulot, F., Kjaergaard, H. G., and Wennberg, P. O.: Peroxy radical isomerization in the oxidation of isoprene, *Physical Chemistry Chemical Physics*, 13, 13607-13613, 10.1039/C1CP21330J, 2011.
- 20 Crowley, J. N., Schuster, G., Pouvesle, N., Parchatka, U., Fischer, H., Bonn, B., Bingemer, H., and Lelieveld, J.: Nocturnal nitrogen oxides at a rural mountain-site in south-western Germany, *Atmos. Chem. Phys.*, 10, 2795-2812, 10.5194/acp-10-2795-2010, 2010.
- 25 Crowley, J. N., Thieser, J., Tang, M. J., Schuster, G., Bozem, H., Beygi, Z. H., Fischer, H., Diesch, J. M., Drewnick, F., Borrmann, S., Song, W., Yassaa, N., Williams, J., Pöhler, D., Platt, U., and Lelieveld, J.: Variable lifetimes and loss mechanisms for NO₃ and N₂O₅ during the DOMINO campaign: contrasts between marine, urban and continental air, *Atmos. Chem. Phys.*, 11, 10853-10870, 10.5194/acp-11-10853-2011, 2011.
- 30 Crutzen, P. J.: A Discussion of the Chemistry of Some Minor Constituents in the Stratosphere and Troposphere, *Pure and Applied Geophysics*, 106-108, 1385-1399, 1973.
- Curci, G., Beekmann, M., Vautard, R., Smitatek, G., Steinbrecher, R., Theloke, J., and Friedrich, R.: Modelling study of the impact of isoprene and terpene biogenic emissions on European ozone levels, *Atmospheric Environment*, 43, 1444-1455,
<http://dx.doi.org/10.1016/j.atmosenv.2008.02.070>, 2009.
- 35 Darer, A. I., Cole-Filipiak, N. C., O'Connor, A. E., and Elrod, M. J.: Formation and Stability of Atmospherically Relevant Isoprene-Derived Organosulfates and Organonitrates, *Environmental Science & Technology*, 45, 1895-1902, 10.1021/es103797z, 2011.
- 40 Day, D., Wooldridge, P., Dillon, M., Thornton, J., and Cohen, R.: A thermal dissociation laser-induced fluorescence instrument for in situ detection of NO₂, peroxy nitrates, alkyl nitrates, and HNO₃, *Journal of Geophysical Research: Atmospheres*, 107, 2002.
- Day, D. A., Dillon, M. B., Wooldridge, P. J., Thornton, J. A., Rosen, R. S., Wood, E. C., and Cohen, R. C.: On alkyl nitrates, O₃, and the "missing NO_y", *J. Geophys. Res.*, 108, doi: 10.129/2003JD003685, 2003.
- 45 Day, D. A., Liu, S., Russell, L. M., and Ziemann, P. J.: Organonitrate group concentrations in submicron particles with high nitrate and organic fractions in coastal southern California, *Atmospheric Environment*, 44, 1970-1979, 2010.

- Dlugokencky, E. J., and Howard, C. J.: Studies of NO₃ radical reactions with some atmospheric organic compounds at low pressures, *J Phys Chem-Us*, 93, 1091-1096, 10.1021/j100340a015, 1989.
- 5 Docherty, K. S., and Ziemann, P. J.: Reaction of Oleic Acid Particles with NO₃ Radicals: Products, Mechanism, and Implications for Radical-Initiated Organic Aerosol Oxidation, *J. Phys. Chem. A*, 110, 3567-3577, 2006.
- Donahue, N. M., Robinson, A. L., Stanier, C. O., and Pandis, S. N.: Coupled Partitioning, Dilution, and Chemical Aging of Semivolatile Organics, *Environmental Science & Technology*, 40, 2635-2643, 10.1021/es052297c, 2006.
- 10 Dorn, H. P., Apodaca, R. L., Ball, S. M., Brauers, T., Brown, S. S., Crowley, J. N., Dubé, W. P., Fuchs, H., Häsel, R., Heitmann, U., Jones, R. L., Kiendler-Scharr, A., Labazan, I., Langridge, J. M., Meinen, J., Mentel, T. F., Platt, U., Pöhler, D., Rohrer, F., Ruth, A. A., Schlosser, E., Schuster, G., Shillings, A. J. L., Simpson, W. R., Thieser, J., Tillmann, R., Varma, R., Venables, D. S., and Wahner, A.: Intercomparison of NO₃ radical detection instruments in the atmosphere simulation chamber SAPHIR, *Atmos. Meas. Tech.*, 6, 1111-1140, doi:10.5194/amt-6-1111-2013, 2013.
- 15 Draper, D. C., Farmer, D. K., Desyaterik, Y., and Fry, J. L.: A qualitative comparison of secondary organic aerosol yields and composition from ozonolysis of monoterpenes at varying concentrations of NO₂, *Atmos. Chem. Phys.*, 15, 12267-12281, 10.5194/acp-15-12267-2015, 2015.
- 20 Dubé, W. P., Brown, S. S., Osthoff, H. D., Nunley, M. R., Ciciora, S. J., Paris, M. W., McLaughlin, R. J., and Ravishankara, A. R.: Aircraft instrument for simultaneous, in situ measurement of NO₃ and N₂O₅ via pulsed cavity ring-down spectroscopy, *Review of Scientific Instruments*, 77, 034101, doi:<http://dx.doi.org/10.1063/1.2176058>, 2006.
- 25 Duncan, B. N., Lamsal, L. N., Thompson, A. M., Yoshida, Y., Lu, Z., Streets, D. G., Hurwitz, M. M., and Pickering, K. E.: A space-based, high-resolution view of notable changes in urban NO_x pollution around the world (2005–2014), *Journal of Geophysical Research: Atmospheres*, 121, 976-996, 10.1002/2015JD024121, 2016.
- 30 Ehn, M., Thornton, J. A., Kleist, E., Sipila, M., Junninen, H., Pullinen, I., Springer, M., Rubach, F., Tillmann, R., Lee, B., Lopez-Hilfiker, F., Andres, S., Acir, I.-H., Rissanen, M., Jokinen, T., Schobesberger, S., Kangasluoma, J., Kontkanen, J., Nieminen, T., Kurten, T., Nielsen, L. B., Jorgensen, S., Kjaergaard, H. G., Canagaratna, M., Maso, M. D., Berndt, T., Petaja, T., Wahner, A., Kerminen, V.-M., Kulmala, M., Worsnop, D. R., Wildt, J., and Mentel, T. F.: A large source of low-volatility secondary organic aerosol, *Nature*, 506, 476-479, 10.1038/nature13032, 2014.
- 35 Ellermann, T., Nielsen, O. J., and Skov, H.: Absolute rate constants for the reaction of NO₃ radicals with a series of dienes at 295-K, *Chemical Physics Letters*, 200, 224-229, 10.1016/0009-2614(92)80002-s, 1992.
- 40 Emmons, L. K., Walters, S., Hess, P. G., Lamarque, J. F., Pfister, G. G., Fillmore, D., Granier, C., Guenther, A., Kinnison, D., Laepple, T., Orlando, J., Tie, X., Tyndall, G., Wiedinmyer, C., Baughcum, S. L., and Kloster, S.: Description and evaluation of the Model for Ozone and Related chemical Tracers, version 4 (MOZART-4), *Geosci. Model Dev.*, 3, 43-67, 10.5194/gmd-3-43-2010, 2010.
- Eyth, A., Zubrow, A., and Mason, R.: Preparation of Emissions Inventories for the Version 6.1, 2011 Emissions Modeling Platform Report. , Technical Support Document (TSD), 2014.
- 45 Fantechi, G., Jensen, N. R., Hjorth, J., and Peeters, J.: Determination of the rate constants for the gas-phase reactions of methyl butenol with OH radicals, ozone, NO₃ radicals, and Cl atoms, *Int J Chem Kinet*, 30, 589-594, 1998a.

- Fantechi, G., Jensen, N. R., Hjorth, J., and Peeters, J.: Mechanistic studies of the atmospheric oxidation of methyl butenol by OH radicals, ozone and NO₃ radicals, *Atmos. Environ.*, 32, 3547-3556, [http://dx.doi.org/10.1016/S1352-2310\(98\)00061-2](http://dx.doi.org/10.1016/S1352-2310(98)00061-2), 1998b.
- 5 Farmer, D. K., Matsunaga, A., Docherty, K. S., Surratt, J. D., Seinfeld, J. H., Ziemann, P. J., and Jimenez, J. L.: Response of the Aerosol Mass Spectrometer to organonitrates and organosulfates and implications for field studies., *PNAS*, 107, 6670-6675, doi: 10.1073/pnas.0912340107, 2010.
- Feng, Y., Ramanathan, V., and Kotamarthi, V.: Brown carbon: a significant atmospheric absorber of solar radiation?, *Atmos Chem Phys*, 13, 8607-8621, 2013.
- 10 Fiedler, S. E., Hoheisel, G., Ruth, A. A., and Hese, A.: Incoherent broad-band cavity-enhanced absorption spectroscopy of azulene in a supersonic jet, *Chemical Physics Letters*, 382, 447-453, <http://dx.doi.org/10.1016/j.cplett.2003.10.075>, 2003.
- 15 Fiore, A. M., Dentener, F. J., Wild, O., Cuvelier, C., Schultz, M. G., Hess, P., Textor, C., Schulz, M., Doherty, R. M., Horowitz, L. W., MacKenzie, I. A., Sanderson, M. G., Shindell, D. T., Stevenson, D. S., Szopa, S., Van Dingenen, R., Zeng, G., Atherton, C., Bergmann, D., Bey, I., Carmichael, G., Collins, W. J., Duncan, B. N., Faluvegi, G., Folberth, G., Gauss, M., Gong, S., Hauglustaine, D., Holloway, T., Isaksen, I. S. A., Jacob, D. J., Jonson, J. E., Kaminski, J. W., Keating, T. J., Lupu, A., Marmer, E., Montanaro, V., Park, R. J., Pitari, G., Pringle, K. J., Pyle, J. A., Schroeder, S., Vivanco, M. G., Wind, P., Wojcik, G., Wu, S., and Zuber, A.: Multimodel estimates of intercontinental source-receptor relationships for ozone pollution, *J. Geophys. Res.*, 114, 2009.
- 20 Fischer, R. G., Kastler, J., and Ballschmiter, K.: Levels and pattern of alkyl nitrates, multifunctional alkyl nitrates, and halocarbons in the air over the Atlantic Ocean, *J Geophys Res-Atmos*, 105, 14473-14494, Doi 10.1029/1999jd900780, 2000.
- 25 Fisher, J. A., Jacob, D. J., Travis, K. R., Kim, P. S., Marais, E. A., Chan Miller, C., Yu, K., Zhu, L., Yantosca, R. M., Sulprizio, M. P., Mao, J., Wennberg, P. O., Crouse, J. D., Teng, A. P., Nguyen, T. B., St. Clair, J. M., Cohen, R. C., Romer, P., Nault, B. A., Wooldridge, P. J., Jimenez, J. L., Campuzano-Jost, P., Day, D. A., Hu, W., Shepson, P. B., Xiong, F., Blake, D. R., Goldstein, A. H., Misztal, P. K., Hanisco, T. F., Wolfe, G. M., Ryerson, T. B., Wisthaler, A., and Mikoviny, T.: Organic nitrate chemistry and its implications for nitrogen budgets in an isoprene- and monoterpene-rich atmosphere: constraints from aircraft (SEAC4RS) and ground-based (SOAS) observations in the Southeast US, *Atmos. Chem. Phys.*, 16, 5969-5991, 10.5194/acp-16-5969-2016, 2016.
- 30 Flocke, F., Volzthomas, A., and Kley, D.: Measurements of Alkyl Nitrates in Rural and Polluted Air Masses, *Atmos Environ a-Gen*, 25, 1951-1960, 1991.
- 35 Flocke, F., Atlas, E., Madronich, S., Schauffler, S. M., Aikin, K., Margitan, J. J., and Bui, T. P.: Observations of methyl nitrate in the lower stratosphere during STRAT: Implications for its gas phase production mechanisms, *Geophys Res Lett*, 25, 1891-1894, 1998.
- 40 Foley, K. M., Hogrefe, C., Pouliot, G., Possiel, N., Roselle, S. J., Simon, H., and Timin, B.: Dynamic evaluation of CMAQ part I: Separating the effects of changing emissions and changing meteorology on ozone levels between 2002 and 2005 in the eastern US, *Atmospheric Environment*, 103, 247-255, <http://dx.doi.org/10.1016/j.atmosenv.2014.12.038>, 2015.
- 45 Franze, T., Weller, M. G., Niessner, R., and Poschl, U.: Enzyme immunoassays for the investigation of protein nitration by air pollutants, *Analyst*, 128, 824-831, 10.1039/b303132b, 2003.
- Franze, T., Weller, M. G., Niessner, R., and Pöschl, U.: Protein Nitration by Polluted Air, *Environmental Science & Technology*, 39, 1673-1678, 10.1021/es0488737, 2005.

- Fry, J. L., Kiendler-Scharr, A., Rollins, A. W., Wooldridge, P. J., Brown, S. S., Fuchs, H., Dubé, W. P., Mensah, A., dal Maso, M., Tillmann, R., Dorn, H.-P., Brauers, T., and Cohen, R. C.: Organic nitrate and secondary organic aerosol yield from NO₃ oxidation of β-pinene evaluated using a gas-phase kinetics/aerosol partitioning model *Atmos. Chem. Phys.*, 9, 1431-1449, 2009.
- Fry, J. L., Kiendler-Scharr, A., Rollins, A. W., Brauers, T., Brown, S. S., Dorn, H. P., Dubé, W. P., Fuchs, H., Mensah, A., Rohrer, F., Tillmann, R., Wahner, A., Wooldridge, P. J., and Cohen, R. C.: SOA from limonene: role of NO₃ in its generation and degradation, *Atmos. Chem. Phys.*, 11, 3879-3894, 2011.
- Fry, J. L., and Sackinger, K.: Model evaluation of NO₃ secondary organic aerosol (SOA) source and heterogeneous organic aerosol (OA) sink in the Western United States, *Atmos. Chem. Phys.*, 12, 8797-8811, 10.5194/acpd-12-5189-2012, 2012.
- Fry, J. L., Draper, D. C., Zarzana, K. J., Campuzano-Jost, P., Day, D. A., Jimenez, J. L., Brown, S. S., Cohen, R. C., Kaser, L., Hansel, A., Cappellin, L., Karl, T., Hodzic Roux, A., Turnipseed, A., Cantrell, C., Lefer, B., and Grossberg, N.: Observations of gas- and aerosol-phase organic nitrates at BEACHON-RoMBAS 2011, *Atmos. Chem. Phys.*, 13, 8585-8605, 2013.
- Fry, J. L., Draper, D. C., Barsanti, K. C., Smith, J. N., Ortega, J., Winkler, P. M., Lawler, M. J., Brown, S. S., Edwards, P. M., Cohen, R. C., and Lee, L.: Secondary Organic Aerosol Formation and Organic Nitrate Yield from NO₃ Oxidation of Biogenic Hydrocarbons, *Environmental Science & Technology*, 48, 11944-11953, 10.1021/es502204x, 2014.
- Fuchs, H., Dubé, W. P., Ciciora, S. J., and Brown, S. S.: Determination of Inlet Transmission and Conversion Efficiencies for in Situ Measurements of the Nocturnal Nitrogen Oxides, NO₃, N₂O₅ and NO₂, via Pulsed Cavity Ring-Down Spectroscopy, *Anal. Chem.*, 80, 6010-6017, DOI: 10.1021/ac8007253, 2008.
- Fuchs, H., Simpson, W. R., Apodaca, R. L., Brauers, T., Cohen, R. C., Crowley, J. N., Dorn, H. P., Dubé, W. P., Fry, J. L., Häsel, R., Kajii, Y., Kiendler-Scharr, A., Labazan, I., Matsumoto, J., Mentel, T. F., Nakashima, Y., Rohrer, F., Rollins, A. W., Schuster, G., Tillmann, R., Wahner, A., Wooldridge, P. J., and Brown, S. S.: Comparison of N₂O₅ mixing ratios during NO₃Comp 2007 in SAPHIR, *Atmos. Meas. Tech.*, 5, 2763-2777, 10.5194/amtd-5-4927-2012, 2012.
- Fuentes, J. D., Wang, D., Bowling, D. R., Potosnak, M., Monson, R. K., Goliff, W. S., and Stockwell, W. R.: Biogenic Hydrocarbon Chemistry within and Above a Mixed Deciduous Forest, *J. Atmos. Chem.*, 56, 165-185, 2007.
- Gao, S., Ng, N. L., Keywood, M., Varutbangkul, V., Bahreini, R., Nenes, A., He, J., Yoo, K. Y., Beauchamp, J. L., Hodyss, R. P., Flagan, R. C., and Seinfeld, J. H.: Particle Phase Acidity and Oligomer Formation in Secondary Organic Aerosol, *Environmental Science & Technology*, 38, 6582-6589, 10.1021/es049125k, 2004.
- Gao, S., Surratt, J. D., Knipping, E. M., Edgerton, E. S., Shahgholi, M., and Seinfeld, J. H.: Characterization of polar organic components in fine aerosols in the southeastern United States: Identity, origin, and evolution, *Journal of Geophysical Research: Atmospheres*, 111, n/a-n/a, 10.1029/2005JD006601, 2006.
- Garnes, L. A., and Allen, D. T.: Size Distributions of Organonitrates in Ambient Aerosol Collected in Houston, Texas, *Aerosol Science and Technology*, 36, 983-992, 10.1080/02786820290092186, 2002.
- Geyer, A., Alicke, B., Mihelcic, D., Stutz, J., and Platt, U.: Comparison of tropospheric NO₃ radical measurements by differential optical absorption spectroscopy and matrix isolation electron spin resonance, *J. Geophys. Res.*, 104, 26,097-026,105, 1999.

- Geyer, A., Ackermann, R., Dubois, R., Lohrmann, B., Müller, T., and Platt, U.: Long-term observation of nitrate radicals in the continental boundary layer near Berlin, *Atmospheric Environment*, 35, 3619-3631, [http://dx.doi.org/10.1016/S1352-2310\(00\)00549-5](http://dx.doi.org/10.1016/S1352-2310(00)00549-5), 2001a.
- 5 Geyer, A., Alicke, B., Konrad, S., Schmitz, T., Stutz, J., and Platt, U.: Chemistry and oxidation capacity of the nitrate radical in the continental boundary layer near Berlin, *Journal of Geophysical Research: Atmospheres*, 106, 8013-8025, 10.1029/2000JD900681, 2001b.
- Geyer, A., Alicke, B., Ackermann, R., Martinez, M., Harder, H., Brune, W., di Carlo, P., Williams, E., Jobson, T., Hall, S., Shetter, R., and Stutz, J.: Direct observations of daytime NO₃: Implications for urban boundary layer chemistry, *J. Geophys. Res.*, 108, doi: 10.1029/2002JD002967, 2003.
- 10 Glasius, M., Calogirou, A., Jensen, N. R., Hjorth, J., and Nielsen, C. J.: Kinetic study of gas-phase reactions of pinonaldehyde and structurally related compounds, *Int J Chem Kinet*, 29, 527-533, 10.1002/(sici)1097-4601(1997)29:7<527::aid-kin7>3.0.co;2-w, 1997.
- Goldan, P. D., Kuster, W. C., Fehsenfeld, F. C., and Montzka, S. A.: Hydrocarbon measurements in the southeastern United States: The rural oxidants in the southern environment (ROSE) program 1990, *Journal of Geophysical Research: Atmospheres*, 100, 25945-25963, 1995.
- 15 Goldstein, A., and Galbally, I.: Known and Unexplored Organic Constituents in the Earth's Atmosphere, *Environ. Sci. Technol.*, 41, 1514-1521, 2007.
- Gölz, C., Senzig, J., and Platt, U.: NO₃-initiated oxidation of biogenic hydrocarbons, *Chemosphere - Global Change Science*, 3, 339-352, [http://dx.doi.org/10.1016/S1465-9972\(01\)00015-0](http://dx.doi.org/10.1016/S1465-9972(01)00015-0), 2001.
- 20 Gómez-González, Y., Surratt, J. D., Cuyckens, F., Szmigielski, R., Vermeylen, R., Jaoui, M., Lewandowski, M., Offenberg, J. H., Kleindienst, T. E., Edney, E. O., Blockhuys, F., Van Alsenoy, C., Maenhaut, W., and Claeys, M.: Characterization of organosulfates from the photooxidation of isoprene and unsaturated fatty acids in ambient aerosol using liquid chromatography/(-) electrospray ionization mass spectrometry, *Journal of Mass Spectrometry*, 43, 371-382, 10.1002/jms.1329, 2008.
- 25 Griffin, R. J., Cocker, D. R., III, Flagan, R. C., and Seinfeld, J. H.: Organic aerosol formation from the oxidation of biogenic hydrocarbons, *J. Geophys. Res.*, 104, 3555-3567, 1999.
- 30 Griffiths, P. T., Badger, C. L., Cox, R. A., Folkers, M., Henk, H. H., and Mentel, T. F.: Reactive Uptake of N₂O₅ by Aerosols Containing Dicarboxylic Acids. Effect of Particle Phase, Composition, and Nitrate Content, *J. Phys. Chem.*, 113, 5082-5090, 2009.
- Gross, S., and Bertram, A. K.: Reactive Uptake of NO₃, N₂O₅, NO₂, HNO₃, and O₃ on Three Types of Polycyclic Aromatic Hydrocarbon Surfaces, *J. Phys. Chem. A*, 2008.
- 35 Gross, S., and Bertram, A. K.: Products and kinetics of the reaction of an alkane monolayer and a terminal alkene monolayer with NO₃ radicals, *J. Geophys. Res.*, 114, D02307, doi:10.1029/2008JD010987, 2009.
- Gross, S., Iannone, R. Q., Xiao, S., and Bertram, A. K.: Reactive uptake studies of NO₃ and N₂O₅ on alkenoic acid, alkanoate and polyalcohol substrates to probe nighttime aerosol chemistry, *Phys. Chem. Chem. Phys.*, 11, 7792-7803, 2009.
- 40 Grossenbacher, J. W., Couch, T., Shepson, P. B., Thornberry, T., Witmer-Rich, M., Carroll, M. A., Faloon, I., Tan, D., Brune, W., Ostling, K., and Bertman, S.: Measurements of isoprene nitrates above a forest canopy, *J Geophys Res-Atmos*, 106, 24429-24438, 2001.
- Gruijthuisen, Y. K., Grieshuber, I., Stöcklinger, A., Tischler, U., Fehrenbach, T., Weller, M. G., Vogel, L., Vieths, S., Pöschl, U., and Duschl, A.: Nitration Enhances the Allergenic Potential of Proteins, *International Archives of Allergy and Immunology*, 141, 265-275, 2006.
- 45 Guenther, A., Hewitt, C. N., Erickson, D., Fall, R., Geron, C., Graedel, T. E., Harley, P., Klinger, L., Lerdau, M., McKay, W. A., Pierce, T. E., Scholes, B., Steinbrecher, R., Tallamraju,

- R., Taylor, J., and Zimmerman, P.: A global model of natural volatile organic compound emissions, *J. Geophys. Res.*, 100, 8873-8892, 1995.
- 5 Häkkinen, S. A. K., Äijälä, M., Lehtipalo, K., Junninen, H., Backman, J., Virkkula, A., Nieminen, T., Vestenius, M., Hakola, H., Ehn, M., Worsnop, D. R., Kulmala, M., Petäjä, T., and Riipinen, I.: Long-term volatility measurements of submicron atmospheric aerosol in Hyytiälä, Finland, *Atmos. Chem. Phys.*, 12, 10771-10786, 10.5194/acp-12-10771-2012, 2012.
- 10 Hallquist, M., Langer, S., Ljungstrom, E., and Wangberg, I.: Rates of reaction between the nitrate radical and some unsaturated alcohols, *Int J Chem Kinet*, 28, 467-474, 10.1002/(sici)1097-4601(1996)28:6<467::aid-kin9>3.0.co;2-t, 1996.
- Hallquist, M., Wangberg, I., and Ljungstrom, E.: Atmospheric Fate of Carbonyl Oxidation Products Originating from α -Pinene and 3-Carene: Determination of Rate of Reaction with OH and NO₃ Radicals, UV Absorption Cross Sections, and Vapor Pressures, *Environmental Science and Technology*, 31, 3166-3172, 1997a.
- 15 Hallquist, M., Wängberg, I., and Ljungström, E.: Atmospheric Fate of Carbonyl Oxidation Products Originating from α -Pinene and δ^3 -Carene: Determination of Rate of Reaction with OH and NO₃ Radicals, UV Absorption Cross Sections, and Vapor Pressures, *Environmental Science & Technology*, 31, 3166-3172, 10.1021/es970151a, 1997b.
- 20 Hallquist, M., Wängberg, I., Ljungstrom, E., Barnes, I., and Becker, K. H.: Aerosol and Product Yields from NO₃ Radical-Initiated Oxidation of Selected Monoterpenes, *Environ. Sci. Technol.*, 33, 553-559, 1999.
- Hallquist, M., Wenger, J. C., Baltensperger, U., Rudich, Y., Simpson, D., Claeys, M., Dommen, J., Donahue, N. M., George, C., Goldstein, A. H., Hamilton, J. F., Herrmann, H., Hoffmann, T., Iinuma, Y., Jang, M., Jenkin, M. E., Jimenez, J. L., Kiendler-Scharr, A., Maenhaut, W., McFiggans, G., Mentel, T. F., Monod, A., Prévot, A. S. H., Seinfeld, J. H., Surratt, J. D., Szmigielski, R., and Wildt, J.: The formation, properties and impact of secondary organic aerosol: current and emerging issues, *Atmos. Chem. Phys.*, 9, 5155-5235, 2009.
- 30 Hao, C., Shepson, P. B., Drummond, J. W., and Muthuramu, K.: Gas chromatographic detector for selective and sensitive detection of atmospheric organic nitrates, *Analytical Chemistry*, 66, 3737-3743, 1994.
- Hao, L. Q., Kortelainen, A., Romakkaniemi, S., Portin, H., Jaatinen, A., Leskinen, A., Komppula, M., Miettinen, P., Sueper, D., Pajunoja, A., Smith, J. N., Lehtinen, K. E. J., Worsnop, D. R., Laaksonen, A., and Virtanen, A.: Atmospheric submicron aerosol composition and particulate organic nitrate formation in a boreal forestland–urban mixed region, *Atmos. Chem. Phys.*, 14, 13483-13495, 10.5194/acp-14-13483-2014, 2014.
- 35 Harrison, M. A., Barra, S., Borghesi, D., Vione, D., Arsene, C., and Olariu, R. I.: Nitrated phenols in the atmosphere: a review, *Atmospheric Environment*, 39, 231-248, 2005.
- 40 Heintz, F., Platt, U., Flentje, J., and Dubois, R.: Long-term observation of nitrate radicals at the Tor Station, Kap Arkona (Rügen), *J. Geophys. Res.*, 101, 22891-22910, 1996.
- Herrmann, H., and Zellner, R.: Reactions of NO₃-Radicals in Aqueous Solution, in: *N-Centered Radicals*, edited by: Alfassi, Z. B., Wiley, Chichester, 291-343, 1998.
- Herrmann, H.: Kinetics of aqueous phase reactions relevant for atmospheric chemistry, *Chemical Reviews*, 103, 4691-4716, 10.1021/cr020658q, 2003.
- 45 Herrmann, H., Tilgner, A., Barzagli, P., Majdik, Z., Gligorovski, S., Poulain, L., and Monod, A.: Towards a more detailed description of tropospheric aqueous phase organic chemistry: CAPRAM 3.0, *Atmospheric Environment*, 39, 4351-4363, 2005.

- Herrmann, H., Hoffmann, D., Schaefer, T., Brauer, P., and Tilgner, A.: Tropospheric Aqueous-Phase Free-Radical Chemistry: Radical Sources, Spectra, Reaction Kinetics and Prediction Tools, *Chem Phys Chem*, 11, 3796-3822, 10.1002/cphc.201000533, 2010.
- 5 Herrmann, H., Schaefer, T., Tilgner, A., Styler, S. A., Weller, C., Teich, M., and Otto, T.: Tropospheric Aqueous-Phase Chemistry: Kinetics, Mechanisms, and Its Coupling to a Changing Gas Phase, *Chemical Reviews*, 115, 4259-4334, 10.1021/cr500447k, 2015.
- Hidy, G. M., Blanchard, C. L., Baumann, K., Edgerton, E., Tanenbaum, S., Shaw, S., Knipping, E., Tombach, I., Jansen, J., and Walters, J.: Chemical climatology of the southeastern United States, 1999-2013, *Atmos. Chem. Phys.*, 14, 11893-11914, 10.5194/acp-14-11893-2014, 2014.
- 10 Hildebrandt Ruiz, L. H., and Yarwood, G.: Interactions between organic aerosol and NO_y: Influence on oxidant production., Prepared for the Texas AQRP (Project 12-012), by the University of Texas at Austin, and ENVIRON International Corporation, Novato, CA, 2013.
- 15 Hodzic, A., Jimenez, J. L., Prévôt, A. S. H., Szidat, S., Fast, J. D., and Madronich, S.: Can 3-D models explain the observed fractions of fossil and non-fossil carbon in and near Mexico City?, *Atmos. Chem. Phys.*, 10, 10997-11016, 10.5194/acp-10-10997-2010, 2010.
- Hoffmann, D., Weigert, B., Barzagli, P., and Herrmann, H.: Reactivity of poly-alcohols towards OH, NO₃ and SO₄⁻ in aqueous solution, *Physical Chemistry Chemical Physics*, 11, 9351-9363, 2009.
- 20 Hoffmann, T., Odum, J. R., Bowman, F., Collins, D., Klockow, D., Flagan, R. C., and Seinfeld, J. H.: Formation of organic aerosols from the oxidation of biogenic hydrocarbons, *Journal Of Atmospheric Chemistry*, 26, 189-222, 1997.
- Horowitz, L. W., Fiore, A. M., Milly, G. P., Cohen, R. C., Perrin, A., Wooldridge, P. J., Hess, P. G., Emmons, L. K., and Lamarque, J. F.: Observational constraints on the chemistry of isoprene nitrates over the eastern United States, *J. Geophys. Res.*, 112, D12S08, doi:10.1029/2006JD007747, 2007.
- 25 Hou, H., Deng, L., Li, J., and Wang, B.: A Systematic Computational Study of the Reactions of HO₂ with RO₂: □ The HO₂ + CH₂ClO₂, CHCl₂O₂, and CCl₃O₂ Reactions, *The Journal of Physical Chemistry A*, 109, 9299-9309, 10.1021/jp052718c, 2005.
- Hou, H., and Wang, B.: A Systematic Computational Study on the Reactions of HO₂ with RO₂: □ The HO₂ + CH₃O₂(CD₃O₂) and HO₂ + CH₂FO₂ Reactions, *The Journal of Physical Chemistry A*, 109, 451-460, 10.1021/jp046329e, 2005.
- 30 Hoyle, C. R., Berntsen, T., Myhre, G., and Isaksen, I. S. A.: Secondary organic aerosol in the global aerosol – chemical transport model Oslo CTM2, *Atmos. Chem. Phys.*, 7, 5675-5694, 10.5194/acp-7-5675-2007, 2007.
- 35 Hoyle, C. R., Boy, M., Donahue, N. M., Fry, J. L., Glasius, M., Guenther, A., Hallar, A. G., Huff Hartz, K., Petters, M. D., Petaja, T., Rosenoern, T., and Sullivan, A. P.: A review of the anthropogenic influence on biogenic secondary organic aerosol, *Atmos. Chem. Phys.*, 11, 321-343, 10.5194/acpd-10-19515-2010, 2011.
- 40 Hu, K. S., Darer, A. I., and Elrod, M. J.: Thermodynamics and kinetics of the hydrolysis of atmospherically relevant organonitrates and organosulfates, *Atmos. Chem. Phys.*, 11, 8307-8320, 2011.
- Hu, X.-M., Nielsen-Gammon, J. W., and Zhang, F.: Evaluation of Three Planetary Boundary Layer Schemes in the WRF Model, *Journal of Applied Meteorology and Climatology*, 49, 1831-1844, 10.1175/2010JAMC2432.1, 2010.
- 45 Huey, L. G.: Measurement of trace atmospheric species by chemical ionization mass spectrometry: Speciation of reactive nitrogen and future directions, *Mass Spectrometry Reviews*, 26, 166-184, 10.1002/mas.20118, 2007.

- Huie, R. E.: in: *Laboratory Studies of Atmospheric Heterogeneous Chemistry; Current Problems in Atmospheric Chemistry*, Advances in Physical Chemistry Series, edited by: Barker, J. R., World Scientific, Singapore, 374–419, 1994.
- 5 Hung, H., -M., Katrib, Y., and Martin, S., T.: Products and Mechanisms of the Reaction of Oleic Acid with Ozone and Nitrate Radical, *The Journal of Physical Chemistry A*, 109, 4517-4530, 10.1021/jp0500900, 2005.
- Hurst, J. M., Barket, D. J., Herrera-Gomez, O., Couch, T. L., Shepson, P. B., Faloona, I., Tan, D., Brune, W., Westberg, H., and Lamb, B.: Investigation of the nighttime decay of isoprene, *Journal of Geophysical Research: Atmospheres*, 106, 24335-24346, 2001.
- 10 Hutzell, W. T., Luecken, D. J., Appel, K. W., and Carter, W. P. L.: Interpreting predictions from the SAPRC07 mechanism based on regional and continental simulations, *Atmospheric Environment*, 46, 417-429, <http://dx.doi.org/10.1016/j.atmosenv.2011.09.030>, 2012.
- Iannone, R., Xiao, S., and Bertram, A. K.: Potentially important nighttime heterogeneous chemistry: NO₃ with aldehydes and N₂O₅ with alcohols, *Physical Chemistry Chemical Physics*, 13, 10214-10223, 10.1039/C1CP20294D, 2011.
- 15 Inuma, Y., Müller, C., Berndt, T., Böge, O., Claeys, M., and Herrmann, H.: Evidence for the Existence of Organosulfates from *b*-Pinene Ozonolysis in Ambient Secondary Organic Aerosol, *Environ. Sci. Technol.*, 41, 6678-6683, <http://dx.doi.org/10.1021/es070938t>, 2007.
- 20 Iyer, S., Lopez-Hilfiker, F., Lee, B. H., Thornton, J. A., and Kurten, T.: Modeling the Detection of Organic and Inorganic Compounds Using Iodide-Based Chemical Ionization, *J Phys Chem A*, 120, 576-587, 2016.
- Jacobs, M. I., Burke, W. J., and Elrod, M. J.: Kinetics of the reactions of isoprene-derived hydroxynitrates: gas phase epoxide formation and solution phase hydrolysis, *Atmos. Chem. Phys.*, 14, 8933-8946, 10.5194/acp-14-8933-2014, 2014.
- 25 Jacobson, M. Z.: Isolating nitrated and aromatic aerosols and nitrated aromatic gases as sources of ultraviolet light absorption, *Journal of Geophysical Research: Atmospheres*, 104, 3527-3542, 10.1029/1998jd100054, 1999.
- Jang, J.-C. C., Jeffries, H. E., and Tonnesen, S.: Sensitivity of ozone to model grid resolution — II. Detailed process analysis for ozone chemistry, *Atmospheric Environment*, 29, 3101-3114, [http://dx.doi.org/10.1016/1352-2310\(95\)00119-J](http://dx.doi.org/10.1016/1352-2310(95)00119-J), 1995.
- 30 Jaoui, M., Kleindienst, T. E., Docherty, K. S., Lewandowski, M., and Offenberg, J. H.: Secondary organic aerosol formation from the oxidation of a series of sesquiterpenes: α -cedrene, β -caryophyllene, α -humulene and α -farnesene with O₃, OH and NO₃ radicals, *Environmental Chemistry*, 10, 178-193, 2013.
- 35 Jayne, J. T., Leard, D. C., Zhang, X. F., Davidovits, P., Smith, K. A., Kolb, C. E., and Worsnop, D. R.: Development of an aerosol mass spectrometer for size and composition analysis of submicron particles, *Aerosol Science and Technology*, 33, 49-70, 2000.
- Jenkin, M. E., Saunders, S. M., and Pilling, M. J.: The tropospheric degradation of volatile organic compounds: a protocol for mechanism development, *Atmospheric Environment*, 40 31, 81-104, [http://dx.doi.org/10.1016/S1352-2310\(96\)00105-7](http://dx.doi.org/10.1016/S1352-2310(96)00105-7), 1997.
- Jenkin, M. E., Young, J. C., and Rickard, A. R.: The MCM v3.3.1 degradation scheme for isoprene, *Atmos. Chem. Phys.*, 15, 11433-11459, 10.5194/acp-15-11433-2015, 2015.
- 45 Jimenez, J. L., Canagaratna, M. R., Donahue, N. M., Prevot, A. S. H., Zhang, Q., Kroll, J. H., DeCarlo, P. F., Allan, J. D., Coe, H., Ng, N. L., Aiken, A. C., Docherty, K. S., Ulbrich, I. M., Grieshop, A. P., Robinson, A. L., Duplissy, J., Smith, J. D., Wilson, K. R., Lanz, V. A., Hueglin, C., Sun, Y. L., Tian, J., Laaksonen, A., Raatikainen, T., Rautiainen, J., Vaattovaara, P., Ehn, M., Kulmala, M., Tomlinson, J. M., Collins, D. R., Cubison, M. J., Dunlea, E. J., Huffman, J. A., Onasch, T. B., Alfarra, M. R., Williams, P. I., Bower, K.,

- Kondo, Y., Schneider, J., Drewnick, F., Borrmann, S., Weimer, S., Demerjian, K., Salcedo, D., Cottrell, L., Griffin, R., Takami, A., Miyoshi, T., Hatakeyama, S., Shiono, A., Sun, J. Y., Zhang, Y. M., Dzepina, K., Kimmel, J. R., Sueper, D., Jayne, J. T., Herndon, S. C., Trimborn, A. M., Williams, L. R., Wood, E. C., Middlebrook, A. M., Kolb, C. E., Baltensperger, U., and Worsnop, D. R.: Evolution of Organic Aerosols in the Atmosphere, *Science*, 326, 1525-1529, 2009.
- Johnston, H. S., Davis, H. F., and Lee, Y. T.: NO₃ Photolysis Product Channels: Quantum Yields from Observed Energy Thresholds, *J. Phys. Chem.*, 100, 4713-4723, 1996.
- Jones, B. T., and Ham, J. E.: alpha-Terpineol reactions with the nitrate radical: Rate constant and gas-phase products, *Atmospheric Environment*, 42, 6689-6698, 10.1016/j.atmosenv.2008.04.017, 2008.
- Kaduwela, A., Luecken, D., Carter, W., and Derwent, R.: New directions: Atmospheric chemical mechanisms for the future, *Atmospheric Environment*, 122, 609-610, <http://dx.doi.org/10.1016/j.atmosenv.2015.10.031>, 2015.
- Kaiser, J. C., Riemer, N., and Knopf, D. A.: Detailed heterogeneous oxidation of soot surfaces in a particle-resolved aerosol model, *Atmos. Chem. Phys.*, 11, 4505-4520, 10.5194/acp-11-4505-2011, 2011.
- Kames, J., Schurath, U., Flocke, F., and Volzthomas, A.: Preparation of Organic Nitrates from Alcohols and N₂O₅ for Species Identification in Atmospheric Samples, *Journal of Atmospheric Chemistry*, 16, 349-359, 1993.
- Karamchandani, P., Seigneur, C., Vijayaraghavan, K., and Wu, S.-Y.: Development and application of a state-of-the-science plume-in-grid model, *Journal of Geophysical Research: Atmospheres*, 107, ACH 12-11-ACH 12-13, 10.1029/2002JD002123, 2002.
- Kastler, J., and Ballschmiter, K.: Bifunctional alkyl nitrates - trace constituents of the atmosphere, *Fresen J Anal Chem*, 360, 812-816, 1998.
- Kastler, J., Jarman, W., and Ballschmiter, K.: Multifunctional organic nitrates as constituents in European and US urban photo-smog, *Fresen J Anal Chem*, 368, 244-249, DOI 10.1007/s002160000550, 2000.
- Kennedy, O., Ouyang, B., Langridge, J., Daniels, M., Bauguitte, S., Freshwater, R., McLeod, M., Ironmonger, C., Sendall, J., and Norris, O.: An aircraft based three channel broadband cavity enhanced absorption spectrometer for simultaneous measurements of NO₃, N₂O₅ and NO₂, 2011.
- Kercher, J. P., Riedel, T. P., and Thornton, J. A.: Chlorine activation by N₂O₅: simultaneous, in situ detection of ClNO₂ and N₂O₅ by chemical ionization mass spectrometry, *Atmos. Meas. Tech.*, 2, 193-204, 10.5194/amt-2-193-2009, 2009.
- Kerdouci, J., Picquet-Varrault, B., and Doussin, J.-F.: Prediction of Rate Constants for Gas-Phase Reactions of Nitrate Radical with Organic Compounds: A New Structure–Activity Relationship, *Chem Phys Chem*, 11, 3909-3920, 2010.
- Kerdouci, J., Picquet-Varrault, B., Durand-Jolibois, R., Gaimoz, C., and Doussin, J.-F.: An Experimental Study of the Gas-Phase Reactions of NO₃ Radicals with a Series of Unsaturated Aldehydes: *trans*-2-Hexenal, *trans*-2-Heptenal, and *trans*-2-Octenal, *The Journal of Physical Chemistry A*, 116, 10135-10142, 10.1021/jp3071234, 2012.
- Kerdouci, J., Picquet-Varrault, B., and Doussin, J.-F.: Structure–activity relationship for the gas-phase reactions of NO₃ radical with organic compounds: Update and extension to aldehydes, *Atmospheric Environment*, 84, 363-372, <http://dx.doi.org/10.1016/j.atmosenv.2013.11.024>, 2014.

- Kern, C., Trick, S., Rippel, B., and Platt, U.: Applicability of light-emitting diodes as light sources for active differential optical absorption spectroscopy measurements, *Appl. Opt.*, 45, 2077-2088, 2006.
- 5 Kesselmeier, J., and Staudt, M.: Biogenic Volatile Organic Compounds (VOC): An Overview on Emission, Physiology and Ecology, *Journal of Atmospheric Chemistry*, 33, 23-88, 10.1023/A:1006127516791, 1999.
- Khan, M. A. H., Cooke, M. C., Utembe, S. R., Archibald, A. T., Derwent, R. G., Xiao, P., Percival, C. J., Jenkin, M. E., Morris, W. C., and Shallcross, D. E.: Global modeling of the nitrate radical (NO_3) for present and pre-industrial scenarios, *Atmospheric Research*, 164–165, 347-357, <http://dx.doi.org/10.1016/j.atmosres.2015.06.006>, 2015.
- 10 Kiendler-Scharr, A., Mensah, A. A., Friese, E., Topping, D., Nemitz, E., Prevot, A. S. H., Äijälä, M., Allan, J., Canonaco, F., Canagaratna, M., Carbone, S., Crippa, M., Dall'Osto, M., Day, D. A., De Carlo, P., Di Marco, C. F., Elbern, H., Eriksson, A., Freney, E., Hao, L., Herrmann, H., Hildebrandt, L., Hillamo, R., Jimenez, J. L., Laaksonen, A., McFiggans, G., Mohr, C., O'Dowd, C., Otjes, R., Ovadnevaite, J., Pandis, S. N., Poulain, L., Schlag, P., Sellegri, K., Swietlicki, E., Tiitta, P., Vermeulen, A., Wahner, A., Worsnop, D., and Wu, H. C.: Organic nitrates from night-time chemistry are ubiquitous in the European submicron aerosol, *Geophys Res Lett*, n/a-n/a, 10.1002/2016GL069239, 2016.
- 15 Kim, P. S., Jacob, D. J., Fisher, J. A., Travis, K., Yu, K., Zhu, L., Yantosca, R. M., Sulprizio, M. P., Jimenez, J. L., Campuzano-Jost, P., Froyd, K. D., Liao, J., Hair, J. W., Fenn, M. A., Butler, C. F., Wagner, N. L., Gordon, T. D., Welti, A., Wennberg, P. O., Crouse, J. D., St. Clair, J. M., Teng, A. P., Millet, D. B., Schwarz, J. P., Markovic, M. Z., and Perring, A. E.: Sources, seasonality, and trends of southeast US aerosol: an integrated analysis of surface, aircraft, and satellite observations with the GEOS-Chem chemical transport model, *Atmos. Chem. Phys.*, 15, 10411-10433, 10.5194/acp-15-10411-2015, 2015.
- 20 Kim, S.-W., Heckel, A., McKeen, S. A., Frost, G. J., Hsie, E. Y., Trainer, M. K., Richter, A., Burrows, J. P., Peckham, S. E., and Grell, G. A.: Satellite-observed U.S. power plant NO_x emission reductions and their impact on air quality, *Geophys. Res. Lett.*, 33, L22812, [doi:10.1029/2006GL027749](https://doi.org/10.1029/2006GL027749), 2006.
- 25 Kind, I., Berndt, T., and Böge, O.: Gas-phase rate constants for the reaction of NO_3 radicals with a series of cyclic alkenes, 2-ethyl-1-butene and 2,3-dimethyl-1,3-butadiene, *Chemical Physics Letters*, 288, 111-118, 1998.
- King, M. D., Dick, E. M., and Simpson, W. R.: A new method for the atmospheric detection of the nitrate radical (NO_3), *Atmospheric Environment*, 34, 685-688, [http://dx.doi.org/10.1016/S1352-2310\(99\)00418-5](http://dx.doi.org/10.1016/S1352-2310(99)00418-5), 2000.
- 35 Kleist, E., Mentel, T. F., Andres, S., Bohne, A., Folkers, A., Kiendler-Scharr, A., Rudich, Y., Springer, M., Tillmann, R., and Wildt, J.: Irreversible impacts of heat on the emissions of monoterpenes, sesquiterpenes, phenolic BVOC and green leaf volatiles from several tree species, *Biogeosciences*, 9, 5111-5123, 10.5194/bg-9-5111-2012, 2012.
- 40 Knopf, D. A., Mak, J., Gross, S., and Bertram, A. K.: Does atmospheric processing of saturated hydrocarbon surfaces by NO_3 lead to volatilization, *Geophys. Res. Lett.*, 33, L17816, [doi:10.1029/2006GL026884](https://doi.org/10.1029/2006GL026884), 2006.
- Knopf, D. A., Forrester, S. M., and Slade, J. H.: Heterogeneous oxidation kinetics of organic biomass burning aerosol surrogates by O_3 , NO_2 , N_2O_5 , and NO_3 , *Physical Chemistry Chemical Physics*, 13, 21050-21062, 2011.
- 45 Knote, C., Hodzic, A., Jimenez, J. L., Volkamer, R., Orlando, J. J., Baidar, S., Brioude, J., Fast, J., Gentner, D. R., Goldstein, A. H., Hayes, P. L., Knighton, W. B., Oetjen, H., Setyan, A., Stark, H., Thalman, R., Tyndall, G., Washenfelder, R., Waxman, E., and Zhang, Q.:

- Simulation of semi-explicit mechanisms of SOA formation from glyoxal in aerosol in a 3-D model, *Atmos. Chem. Phys.*, 14, 6213-6239, 10.5194/acp-14-6213-2014, 2014.
- 5 Knote, C., Tuccella, P., Curci, G., Emmons, L., Orlando, J. J., Madronich, S., Baró, R., Jiménez-Guerrero, P., Luecken, D., Hogrefe, C., Forkel, R., Werhahn, J., Hirtl, M., Pérez, J. L., San José, R., Giordano, L., Brunner, D., Yahya, K., and Zhang, Y.: Influence of the choice of gas-phase mechanism on predictions of key gaseous pollutants during the AQMEII phase-2 intercomparison, *Atmospheric Environment*, 115, 553-568, <http://dx.doi.org/10.1016/j.atmosenv.2014.11.066>, 2015.
- 10 Koenig, J. Q., Covert, D. S., and Pierson, W. E.: Effects of Inhalation of Acidic Compounds on Pulmonary Function in Allergic Adolescent Subjects, *Environmental Health Perspectives*, 79, 173-178, 1989.
- Koo, B., Knipping, E., and Yarwood, G.: 1.5-Dimensional volatility basis set approach for modeling organic aerosol in CAMx and CMAQ, *Atmospheric Environment*, 95, 158-164, <http://dx.doi.org/10.1016/j.atmosenv.2014.06.031>, 2014.
- 15 Koop, T., Bookhold, J., Shiraiwa, M., and Poschl, U.: Glass transition and phase state of organic compounds: dependency on molecular properties and implications for secondary organic aerosols in the atmosphere, *Physical Chemistry Chemical Physics*, 13, 19238-19255, 10.1039/C1CP22617G, 2011.
- 20 Kotzias, D., Hjorth, J. L., and Skov, H.: A chemical mechanism for dry deposition - The role of biogenic hydrocarbon (terpene) emissions in the dry deposition of O₃, SO₂ and NO_x in forest areas, *Toxicological and Environmental Chemistry*, 20-1, 95-99, 10.1080/02772248909357364, 1989.
- Krechmer, J. E., Pagonis, D., Ziemann, P. J., and Jimenez, J. L.: Quantification of Gas-Wall Partitioning in Teflon Environmental Chambers Using Rapid Bursts of Low-Volatility Oxidized Species Generated in Situ, *Environmental Science & Technology*, 50, 5757-5765, 10.1021/acs.est.6b00606, 2016.
- 25 Krotkov, N. A., McLinden, C. A., Li, C., Lamsal, L. N., Celarier, E. A., Marchenko, S. V., Swartz, W. H., Bucsela, E. J., Joiner, J., Duncan, B. N., Boersma, K. F., Veefkind, J. P., Levelt, P. F., Fioletov, V. E., Dickerson, R. R., He, H., Lu, Z., and Streets, D. G.: Aura OMI observations of regional SO₂ and NO₂ pollution changes from 2005 to 2015, *Atmos. Chem. Phys.*, 16, 4605-4629, 10.5194/acp-16-4605-2016,
- 30 Kulmala, M., Asmi, A., Lappalainen, H., Baltensperger, U., Brenguier, J.-L., Facchini, M., Hansson, H.-C., Hov, Ø., O'Dowd, C., and Pöschl, U.: General overview: European Integrated project on Aerosol Cloud Climate and Air Quality interactions (EUCAARI)–integrating aerosol research from nano to global scales, *Atmos Chem Phys*, 11, 13061-13143, 2011.
- 35 Kwan, A. J., Chan, A. W. H., Ng, N. L., Kjaergaard, H. G., Seinfeld, J. H., and Wennberg, P. O.: Peroxy radical chemistry and OH radical production during the NO₃-initiated oxidation of isoprene, *Atmos Chem Phys*, 12, 7499-7515, 2012.
- 40 Kwok, E. S. C., Aschmann, S. M., Arey, J., and Atkinson, R.: Product formation from the reaction of the NO₃ radical with isoprene and rate constants for the reactions of methacrolein and methyl vinyl ketone with the NO₃ radical, *Int J Chem Kinet*, 28, 925-934, 1996.
- 45 La, Y. S., Camredon, M., Ziemann, P. J., Valorso, R., Matsunaga, A., Lannuque, V., Lee-Taylor, J., Hodzic, A., Madronich, S., and Aumont, B.: Impact of chamber wall loss of gaseous organic compounds on secondary organic aerosol formation: explicit modeling of SOA formation from alkane and alkene oxidation, *Atmos. Chem. Phys.*, 16, 1417-1431, 10.5194/acp-16-1417-2016, 2016.

- Lack, D., NLangridg, J. M., Bahreni, R., Cappa, C. D., Middlebrook, A. M., and Schwarz, J. P.: Brown carbon and internal mixing in biomass burning particles, P Natl Acad Sci USA, Early edition, 2012.
- 5 Lamarque, J.-F., Kyle, G. P., Meinshausen, M., Riahi, K., Smith, S. J., Vuuren, D. P., Conley, A. J., and Vitt, F.: Global and regional evolution of short-lived radiatively-active gases and aerosols in the Representative Concentration Pathways, Climatic Change, 109, 191-212, 10.1007/s10584-011-0155-0, 2011.
- 10 Lane, T. E., Donahue, N. M., and Pandis, S. N.: Effect of NO_x on Secondary Organic Aerosol Concentrations, Environmental Science & Technology, 42, 6022-6027, 10.1021/es703225a, 2008.
- Langridge, J. M., Ball, S. M., Shillings, A. J. L., and Jones, R. L.: A broadband absorption spectrometer using light emitting diodes for ultrasensitive, in situ trace gas detection, Review of Scientific Instruments, 79, 123110, doi:<http://dx.doi.org/10.1063/1.3046282>, 2008.
- 15 Laskin, A., Laskin, J., and Nizkorodov, S. A.: Chemistry of Atmospheric Brown Carbon, Chemical reviews, 115, 4335-4382, 2015.
- Le Breton, M., Bacak, A., Muller, J. B. A., Bannan, T. J., Kennedy, O., Ouyang, B., Xiao, P., Bauguitte, S. J. B., Shallcross, D. E., Jones, R. L., Daniels, M. J. S., Ball, S. M., and Percival, C. J.: The first airborne comparison of N₂O₅ measurements over the UK using a CIMS and BBCEAS during the RONOCO campaign, Analytical Methods, 6, 9731-9743, 10.1039/C4AY02273D, 2014.
- 20 Lee, B. H., Lopez-Hilfiker, F. D., Mohr, C., Kurten, T., Worsnop, D. R., and Thornton, J. A.: An Iodide-Adduct High-Resolution Time-of-Flight Chemical-Ionization Mass Spectrometer: Application to Atmospheric Inorganic and Organic Compounds, Environmental Science & Technology, 48, 6309-6317, 2014a.
- 25 Lee, B. H., Mohr, C., Lopez-Hilfiker, F. D., Lutz, A., Hallquist, M., Lee, L., Romer, P., Cohen, R. C., Iyer, S., Kurten, T., Hu, W., Day, D. A., Campuzano-Jost, P., Jimenez, J. L., Xu, L., Ng, N. L., Guo, H., Weber, R. J., Wild, R. J., Brown, S. S., Koss, A., de Gouw, J., Olson, K., Goldstein, A. H., Seco, R., Kim, S., McAvery, K., Shepson, P. B., Baumann, K., Edgerton, E., Liu, J., Shilling, J. E., Miller, D. O., Brune, W. H., D'Ambro, E. L., and Thornton, J. A.: Highly functionalized organic nitrates in the Southeastern U.S.: Contribution to secondary organic aerosol and reactive nitrogen budgets, PNAS, in press, 2016.
- 30 Lee, L., Wooldridge, P., Nah, T., Wilson, K., and Cohen, R.: Observation of rates and products in the reaction of NO₃ with submicron squalane and squalene aerosol, Physical Chemistry Chemical Physics, 15, 882-892, 10.1039/C2CP42500A, 2013.
- Lee, L., Teng, A. P., Wennberg, P. O., Crouse, J. D., and Cohen, R. C.: On Rates and Mechanisms of OH and O₃ Reactions with Isoprene-Derived Hydroxy Nitrates, J Phys Chem A, 118, 1622-1637, 2014b.
- 40 Lee, L., Wooldridge, P. J., deGouw, J., Brown, S. S., Bates, T. S., Quinn, P. K., and Cohen, R. C.: Particulate organic nitrates observed in an oil and natural gas production region during wintertime, Atmos. Chem. Phys., 15, 9313-9325, 10.5194/acp-15-9313-2015, 2015.
- 45 Li, Y. P., Elbern, H., Lu, K. D., Friese, E., Kiendler-Scharr, A., Mentel, T. F., Wang, X. S., Wahner, A., and Zhang, Y. H.: Updated aerosol module and its application to simulate secondary organic aerosols during IMPACT campaign May 2008, Atmos. Chem. Phys., 13, 6289-6304, 10.5194/acp-13-6289-2013, 2013.

- Liggio, J., and McLaren, R.: An optimized method for the determination of volatile and semi-volatile aldehydes and ketones in ambient particulate matter, *International Journal of Environmental & Analytical Chemistry*, 83, 819-835, 2003.
- 5 Lin, P., Liu, J., Shilling, J. E., Kathmann, S. M., Laskin, J., and Laskin, A.: Molecular characterization of brown carbon (BrC) chromophores in secondary organic aerosol generated from photo-oxidation of toluene, *Physical Chemistry Chemical Physics*, 2015.
- Liu, S., Ahlm, L., Day, D. A., Russell, L. M., Zhao, Y., Gentner, D. R., Weber, R. J., Goldstein, A. H., Jaoui, M., Offenberg, J. H., Kleindienst, T. E., Rubitschun, C., Surratt, J. D., Sheesley, R. J., and Scheller, S.: Secondary organic aerosol formation from fossil fuel sources contribute majority of summertime organic mass at Bakersfield, *Journal of Geophysical Research: Atmospheres*, 117, n/a-n/a, 10.1029/2012jd018170, 2012a.
- 10 Liu, S., Shilling, J. E., Song, C., Hiranuma, N., Zaveri, R. A., and Russell, L. M.: Hydrolysis of Organonitrate Functional Groups in Aerosol Particles, *Aerosol Science and Technology*, 46, 1359-1369, 10.1080/02786826.2012.716175, 2012b.
- 15 Ljungström, E., and Hallquist, M.: Nitrate radical formation rates in Scandinavia, *Atmospheric Environment*, 30, 2925-2932, 1996.
- Lockwood, A. L., Shepson, P. B., Fiddler, M. N., and Alaghmand, M.: Isoprene nitrates: preparation, separation, identification, yields, and atmospheric chemistry, *Atmos Chem Phys*, 10, 6169-6178, 2010.
- 20 Lopez-Hilfiker, F. D., Mohr, C., Ehn, M., Rubach, F., Kleist, E., Wildt, J., Mentel, T. F., Lutz, A., Hallquist, M., Worsnop, D., and Thornton, J. A.: A novel method for online analysis of gas and particle composition: description and evaluation of a Filter Inlet for Gases and AEROSols (FIGAERO), *Atmos Meas Tech*, 7, 983-1001, 2014.
- Lopez-Hilfiker, F. D., Iyer, S., Mohr, C., Lee, B. H., D'Ambro, E. L., Kurtén, T., and Thornton, J. A.: Constraining the sensitivity of iodide adduct chemical ionization mass spectrometry to multifunctional organic molecules using the collision limit and thermodynamic stability of iodide ion adducts, *Atmos. Meas. Tech.*, 9, 1505-1512, 10.5194/amt-9-1505-2016, 2016.
- 25 Loza, C. L., Chan, A. W. H., Galloway, M. M., Keutsch, F. N., Flagan, R. C., and Seinfeld, J. H.: Characterization of Vapor Wall Loss in Laboratory Chambers, *Environmental Science & Technology*, 44, 5074-5078, 10.1021/es100727v, 2010.
- Lu, J. W., Flores, J. M., Lavi, A., Abo-Riziq, A., and Rudich, Y.: Changes in the optical properties of benzo[a]pyrene-coated aerosols upon heterogeneous reactions with NO₂ and NO₃, *Physical Chemistry Chemical Physics*, 13, 6484-6492, 10.1039/c0cp02114h, 2011.
- 35 Lu, Z., Streets, D. G., de Foy, B., Lamsal, L. N., Duncan, B. N., and Xing, J.: Emissions of nitrogen oxides from US urban areas: estimation from Ozone Monitoring Instrument retrievals for 2005–2014, *Atmos. Chem. Phys.*, 15, 10367-10383, 10.5194/acp-15-10367-2015, 2015.
- Luecken, D. J., Phillips, S., Sarwar, G., and Jang, C.: Effects of using the CB05 vs. SAPRC99 vs. CB4 chemical mechanism on model predictions: Ozone and gas-phase photochemical precursor concentrations, *Atmospheric Environment*, 42, 5805-5820, <http://dx.doi.org/10.1016/j.atmosenv.2007.08.056>, 2008.
- 40 Luecken, D. J., Hutzell, W. T., Strum, M. L., and Pouliot, G. A.: Regional sources of atmospheric formaldehyde and acetaldehyde, and implications for atmospheric modeling, *Atmospheric Environment*, 47, 477-490, <http://dx.doi.org/10.1016/j.atmosenv.2011.10.005>, 2012.
- 45 Luxenhofer, O., Schneider, M., Dambach, M., and Ballschmiter, K.: Semivolatile long chain C6-C17 alkyl nitrates as trace compounds in air, *Chemosphere*, 33, 393-404, Doi 10.1016/0045-6535(96)00205-6, 1996.

- Ma, X., Yu, F., and Luo, G.: Aerosol direct radiative forcing based on GEOS-Chem-APM and uncertainties, *Atmos Chem Phys*, 12, 5563-5581, 2012.
- Mao, J., Paulot, F., Jacob, D. J., Cohen, R. C., Crounse, J. D., Wennberg, P. O., Keller, C. A., Hudman, R. C., Barkley, M. P., and Horowitz, L. W.: Ozone and organic nitrates over the eastern United States: Sensitivity to isoprene chemistry, *Journal of Geophysical Research: Atmospheres*, 118, 2013JD020231, 10.1002/jgrd.50817, 2013.
- Martinez, E., Cabanas, B., Aranda, A., and Martin, P.: Kinetics of the Reactions of NO₃ Radical with Selected Monoterpenes: A Temperature Dependence Study, *Environmental Science and Technology*, 32, 3730-3734, 1998.
- Martinez, E., Cabañas, B., Aranda, A., Martín, P., and Salgado, S.: Absolute Rate Coefficients for the Gas-Phase Reactions of NO₃ Radical with a Series of Monoterpenes at T = 298 to 433 K, *Journal of Atmospheric Chemistry*, 33, 265-282, 1999.
- Martinez, M., Perner, D., Hackenthal, E.-M., Külzer, S., and Schültz, L.: NO₃ at Helgoland during the NORDEX campaign in October 1996, *J. Geophys. Res.*, 105, 22685-22695, 2000.
- Matsumoto, J., Imai, H., Kosugi, N., and Kajii, Y.: In situ measurement of N₂O₅ in the urban atmosphere by thermal decomposition/laser-induced fluorescence technique, *Atmospheric Environment*, 39, 6802-6811, <http://dx.doi.org/10.1016/j.atmosenv.2005.07.055>, 2005a.
- Matsumoto, J., Kosugi, N., Imai, H., and Kajii, Y.: Development of a measurement system for nitrate radical and dinitrogen pentoxide using a thermal conversion/laser-induced fluorescence technique, *Review of Scientific Instruments*, 76, 064101, doi:<http://dx.doi.org/10.1063/1.1927098>, 2005b.
- Matsunaga, A., and Ziemann, P. J.: Gas-Wall Partitioning of Organic Compounds in a Teflon Film Chamber and Potential Effects on Reaction Product and Aerosol Yield Measurements, *Aerosol Science and Technology*, 44, 881-892, 10.1080/02786826.2010.501044, 2010.
- McDonald, B. C., Dallmann, T. R., Martin, E. W., and Harley, R. A.: Long-term trends in nitrogen oxide emissions from motor vehicles at national, state, and air basin scales, *J. Geophys. Res.*, 117, D00V18, 10.1029/2012jd018304, 2012.
- McLaren, R., Salmon, R. A., Liggio, J., Hayden, K. L., Anlauf, K. G., and Leitch, W. R.: Nighttime chemistry at a rural site in the Lower Fraser Valley, *Atmospheric Environment*, 38, 5837-5848, 2004.
- McLaren, R., Wojtal, P., Majonis, D., McCourt, J., Halla, J. D., and Brook, J.: NO₃ radical measurements in a polluted marine environment: links to ozone formation, *Atmos. Chem. Phys.*, 10, 4187-4206, 2010.
- McMurry, P. H., and Grosjean, D.: Gas and aerosol wall losses in Teflon film smog chambers, *Environmental Science & Technology*, 19, 1176-1182, 10.1021/es00142a006, 1985.
- McNeill, V. F., Wolfe, G. M., and Thornton, J. A.: The Oxidation of Oleate in Submicron Aqueous Salt Aerosols: Evidence of a Surface Process, *The Journal of Physical Chemistry A*, 111, 1073-1083, 10.1021/jp066233f, 2007.
- Meinen, J., Thieser, J., Platt, U., and Leisner, T.: Technical Note: Using a high finesse optical resonator to provide a long light path for differential optical absorption spectroscopy: CE-DOAS, *Atmos. Chem. Phys.*, 10, 3901-3914, 10.5194/acp-10-3901-2010, 2010.
- Millet, D. B., Baasandorj, M., Hu, L., Mitroo, D., Turner, J., and Williams, B. J.: Nighttime Chemistry and Morning Isoprene Can Drive Urban Ozone Downwind of a Major Deciduous Forest, *Environmental science & technology*, 50, 4335-4342, 2016.

- Mishra, A. K., Klingmueller, K., Fredj, E., Lelieveld, J., Rudich, Y., and Koren, I.: Radiative signature of absorbing aerosol over the eastern Mediterranean basin, *Atmos. Chem. Phys.*, 14, 7213-7231, 10.5194/acp-14-7213-2014, 2014.
- 5 Misztal, P. K., Hewitt, C. N., Wildt, J., Blande, J. D., Eller, A. S. D., Fares, S., Gentner, D. R., Gilman, J. B., Graus, M., Greenberg, J., Guenther, A. B., Hansel, A., Harley, P., Huang, M., Jardine, K., Karl, T., Kaser, L., Keutsch, F. N., Kiendler-Scharr, A., Kleist, E., Lerner, B. M., Li, T., Mak, J., Nölscher, A. C., Schnitzhofer, R., Sinha, V., Thornton, B., Warneke, C., Wegener, F., Werner, C., Williams, J., Worton, D. R., Yassaa, N., and Goldstein, A. H.: Atmospheric benzenoid emissions from plants rival those from fossil fuels, *Scientific Reports*, 5, 12064, 10.1038/srep12064
- 10 [http://www.nature.com/articles/srep12064 - supplementary-information](http://www.nature.com/articles/srep12064-supplementary-information), 2015.
- Moise, T., Talukdar, R. K., Frost, G. J., Fox, R. W., and Rudich, Y.: Reactive uptake of NO₃ by liquid and frozen organics, *J. Geophys. Res.*, 107, D24014, DOI:24010.21029/22001JD000334, 2002.
- 15 Moise, T., Flores, J. M., and Rudich, Y.: Optical Properties of Secondary Organic Aerosols and Their Changes by Chemical Processes, *Chemical Reviews*, 115, 4400-4439, 10.1021/cr5005259, 2015.
- Moldanova, J., and Ljungstrom, E.: Modelling of particle formation from NO₃ oxidation of selected monoterpenes, *J. Aerosol. Sci.*, 31, 1317-1333, 2000.
- 20 Müller, J. F., Peeters, J., and Stavrou, T.: Fast photolysis of carbonyl nitrates from isoprene, *Atmos. Chem. Phys.*, 14, 2497-2508, 10.5194/acp-14-2497-2014, 2014.
- Muthuramu, K., Shepson, P. B., and Obrien, J. M.: Preparation, Analysis, and Atmospheric Production of Multifunctional Organic Nitrates, *Environmental Science & Technology*, 27, 1117-1124, 1993.
- 25 Mylonas, D. T., Allen, D. T., Ehrman, S. H., and Pratsinis, S. E.: The sources and size distributions of organonitrates in Los Angeles aerosol, *Atmospheric Environment. Part A. General Topics*, 25, 2855-2861, [http://dx.doi.org/10.1016/0960-1686\(91\)90211-O](http://dx.doi.org/10.1016/0960-1686(91)90211-O), 1991.
- Nah, T., McVay, R. C., Zhang, X., Boyd, C. M., Seinfeld, J. H., and Ng, N. L.: Influence of seed aerosol surface area and oxidation rate on vapor wall deposition and SOA mass yields: a case study with α -pinene ozonolysis, *Atmos. Chem. Phys.*, 16, 9361-9379, 10.5194/acp-16-9361-2016, 2016a. .
- 30 Nah, T., Sanchez, J., Boyd, C. M., and Ng, N. L.: Photochemical Aging of α -pinene and β -pinene Secondary Organic Aerosol formed from Nitrate Radical Oxidation, *Environmental Science & Technology*, 50, 222-231, 10.1021/acs.est.5b04594, 2016b.
- 35 Nakayama, T., Ide, T., Taketani, F., Kawai, M., Takahashi, K., and Matsumi, Y.: Nighttime measurements of ambient N₂O₅, NO₂, NO and O₃ in a sub-urban area, Toyokawa, Japan, *Atmospheric Environment*, 42, 1995-2006, <http://dx.doi.org/10.1016/j.atmosenv.2007.12.001>, 2008.
- Nakayama, T., Matsumi, Y., Sato, K., Imamura, T., Yamazaki, A., and Uchiyama, A.: Laboratory studies on optical properties of secondary organic aerosols generated during the photooxidation of toluene and the ozonolysis of α -pinene, *Journal of Geophysical Research: Atmospheres*, 115, n/a-n/a, 10.1029/2010jd014387, 2010.
- 40 Naudet, J. P., Huguenin, D., Rigaud, P., and Cariolle, D.: Stratospheric observations of NO₃ and its experimental and theoretical distribution between 20 and 40 km, *Planet. Space Sci.*, 29, 707-712, 1981.
- 45 Neta, P., Huie, R. E., and Ross, A. B.: Rate Constants for Reactions of Inorganic Radicals in Aqueous Solution, *Journal of Physical and Chemical Reference Data*, 17, 1027-1284, doi:<http://dx.doi.org/10.1063/1.555808>, 1988.

- Ng, N. L., Kwan, A. J., Surratt, J. D., Chan, A. W. H., Chhabra, P. S., Sorooshian, A., Pye, H. O. T., Crouse, J. D., Wennberg, P. O., Flagan, R. C., and Seinfeld, J. H.: Secondary organic aerosol (SOA) formation from reaction of isoprene with nitrate radicals (NO_3), *Atmos. Chem. Phys.*, 8, 4117-4140, 2008.
- 5 Ng, N. L., Canagaratna, M. R., Zhang, Q., Jimenez, J. L., Tian, J., Ulbrich, I. M., Kroll, J. H., Docherty, K. S., Chhabra, P. S., Bahreini, R., Murphy, S. M., Seinfeld, J. H., Hildebrandt, L., Donahue, N. M., DeCarlo, P. F., Lanz, V. A., Prévôt, A. S. H., Dinar, E., Rudich, Y., and Worsnop, D. R.: Organic aerosol components observed in Northern Hemispheric datasets from Aerosol Mass Spectrometry, *Atmos. Chem. Phys.*, 10, 4625-4641, 10.5194/acp-10-4625-2010, 2010.
- 10 Ng, N. L., Herndon, S. C., Trimborn, A., Canagaratna, M. R., Croteau, P. L., Onasch, T. B., Sueper, D., Worsnop, D. R., Zhang, Q., Sun, Y. L., and Jayne, J. T.: An Aerosol Chemical Speciation Monitor (ACSM) for Routine Monitoring of the Composition and Mass Concentrations of Ambient Aerosol, *Aerosol Science and Technology*, 45, 780-794, 10.1080/02786826.2011.560211, 2011.
- 15 Nguyen, T. B., Crouse, J. D., Schwantes, R. H., Teng, A. P., Bates, K. H., Zhang, X., St. Clair, J. M., Brune, W. H., Tyndall, G. S., Keutsch, F. N., Seinfeld, J. H., and Wennberg, P. O.: Overview of the Focused Isoprene eXperiment at the California Institute of Technology (FIXCIT): mechanistic chamber studies on the oxidation of biogenic compounds, *Atmos. Chem. Phys.*, 14, 13531-13549, 10.5194/acp-14-13531-2014, 2014.
- 20 Nguyen, T. B., Crouse, J. D., Teng, A. P., Clair, J. M. S., Paulot, F., Wolfe, G. M., and Wennberg, P. O.: Rapid deposition of oxidized biogenic compounds to a temperate forest, *P Natl Acad Sci USA*, 112, E392-E401, 2015.
- Nichols, P. L., Magnusson, A. B., and Ingham, J. D.: Synthesis of Nitric Esters by the Addition of Nitric Acid to the Ethylene Oxide Ring, *J Am Chem Soc*, 75, 4255-4258, 1953.
- 25 Niinemets, Ü., Copolovici, L., and Hüve, K.: High within-canopy variation in isoprene emission potentials in temperate trees: Implications for predicting canopy-scale isoprene fluxes, *Journal of Geophysical Research: Biogeosciences*, 115, n/a-n/a, 10.1029/2010JG001436, 2010.
- 30 Nizich, S. V., Pope, A. A., Driver, L. M., and Group, P.-A.: National Air Pollutant Emission Trends Report, 1900-1998, 2000.
- Noda, J., Nyman, G., and Langer, S.: Kinetics of the gas-phase reaction of some unsaturated alcohols with the nitrate radical, *J Phys Chem A*, 106, 945-951, 2002.
- Noxon, J. F., Norton, R. B., and Henderson, W. R.: Observation of Atmospheric NO_3 , *Geophys. Res. Lett.*, 5, 675-678, 1978.
- 35 Noxon, J. F., Norton, R. B., and Marovich, E.: NO_3 in the troposphere, *Geophys. Res. Lett.*, 7, 125-128, 1980.
- Noxon, J. F.: NO_3 and NO_2 in the Mid-Pacific Troposphere, *J. Geophys. Res.*, 88, 11017-11021, 1983.
- 40 O'Brien, R. E., Laskin, A., Laskin, J., Rubitschun, C. L., Surratt, J. D., and Goldstein, A. H.: Molecular characterization of S- and N-containing organic constituents in ambient aerosols by negative ion mode high-resolution Nanospray Desorption Electrospray Ionization Mass Spectrometry: CalNex 2010 field study, *Journal of Geophysical Research: Atmospheres*, 119, 706-712, 720, 10.1002/2014JD021955, 2014.
- 45 O'Keefe, A.: Integrated cavity output analysis of ultra-weak absorption, *Chemical Physics Letters*, 293, 331-336, [http://dx.doi.org/10.1016/S0009-2614\(98\)00785-4](http://dx.doi.org/10.1016/S0009-2614(98)00785-4), 1998.
- O'Keefe, A., Scherer, J. J., and Paul, J. B.: cw Integrated cavity output spectroscopy, *Chemical Physics Letters*, 307, 343-349, [http://dx.doi.org/10.1016/S0009-2614\(99\)00547-3](http://dx.doi.org/10.1016/S0009-2614(99)00547-3), 1999.

- O'Keefe, A., and Deacon, D. A.: Cavity ring-down optical spectrometer for absorption measurements using pulsed laser sources, *Review of Scientific Instruments*, 59, 2544-2551, 1988.
- 5 Odame-Ankrah, C. A., and Osthoff, H. D.: A compact diode laser cavity ring-down spectrometer for atmospheric measurements of NO₃ and N₂O₅ with automated zeroing and calibration, *Applied Spectroscopy*, 65, 1260-1268, 10.1366/11-06384, 2011.
- Odum, J. R., Hoffman, T., Bowman, F., Collins, D., Flagan, R. C., and Seinfeld, J. H.: Gas/Particle Partitioning and Secondary Organic Aerosol Yields, *Environ. Sci. Technol.*, 30, 2580-2585, 1996.
- 10 Olariu, R. I., Barnes, I., Bejan, I., Arsene, C., Vione, D., Klotz, B., and Becker, K. H.: FT-IR Product Study of the Reactions of NO₃ Radicals With ortho-, meta-, and para-Cresol, *Environmental Science & Technology*, 47, 7729-7738, 10.1021/es401096w, 2013.
- Osthoff, H. D., Pilling, M. J., Ravishankara, A. R., and Brown, S. S.: Temperature dependence of the NO₃ absorption cross section above 298 K and determination of the equilibrium constant for NO₃ + NO₂ - N₂O₅ at atmospherically relevant conditions, *Phys. Chem. Chem. Phys.*, 9, 5785-5793, doi: 10.1039/b709193a, 2007.
- 15 Osthoff, H. D., Bates, T. S., Johnson, J. E., Kuster, W. C., Goldan, P. D., Sommariva, R., Williams, E. J., Lerner, B. M., Warneke, C., de Gouw, J. A., Pettersson, A., Baynard, T., Meagher, J. F., Fehsenfeld, F. C., Ravishankara, A. R., and Brown, S. S.: Regional variation of dimethyl sulfide oxidation mechanism in the summertime marine boundary layer in the Gulf of Maine, *J. Geophys. Res.*, 114, D07301, doi:10.1029/2008JD010990, 2009.
- Pandis, S. N., Paulson, S. E., Seinfeld, J. H., and Flagan, R. C.: Aerosol formation in the photooxidation of isoprene and β-pinene, *Atmospheric Environment. Part A. General Topics*, 25, 997-1008, [http://dx.doi.org/10.1016/0960-1686\(91\)90141-S](http://dx.doi.org/10.1016/0960-1686(91)90141-S), 1991.
- 25 Paoli, R., Cariolle, D., and Sausen, R.: Review of effective emissions modeling and computation, *Geosci. Model Dev.*, 4, 643-667, 10.5194/gmd-4-643-2011, 2011.
- Parrish, D. D., Buhr, M. P., Trainer, M., Norton, R. B., Shimshock, J. P., Fehsenfeld, F. C., Anlauf, K. G., Bottenheim, J. W., Tang, Y. Z., Wiebe, H. A., Roberts, J. M., Tanner, R. L., Newman, L., Bowersox, V. C., Olszyna, K. J., Bailey, E. M., Rodgers, M. O., Wang, T., Berresheim, H., Roychowdhury, U. K., and Demerjian, K. L.: The Total Reactive Oxidized Nitrogen Levels and the Partitioning between the Individual-Species at 6 Rural Sites in Eastern North-America, *J Geophys Res-Atmos*, 98, 2927-2939, 1993.
- 30 Paul, D., Furgeson, A., and Osthoff, H. D.: Measurements of total peroxy and alkyl nitrate abundances in laboratory-generated gas samples by thermal dissociation cavity ring-down spectroscopy, *Rev. Sci. Instr.*, 80, 114101, 10.1063/1.3258204, 2009.
- Paulot, F., Henze, D. K., and Wennberg, P. O.: Impact of the isoprene photochemical cascade on tropical ozone, *Atmos Chem Phys*, 12, 1307-1325, 10.5194/acp-12-1307-2012, 2012.
- Paulson, S. E., and Seinfeld, J. H.: Development and Evaluation of a Photooxidation Mechanism for Isoprene, *J. Geophys. Res.*, 97, 20703-20715, 1992.
- 40 Peeters, J., Nguyen, T. L., and Vereecken, L.: HOx radical regeneration in the oxidation of isoprene, *Physical Chemistry Chemical Physics*, 11, 5935-5939, 10.1039/B908511D, 2009.
- Perraud, V., Bruns, E. A., Ezell, M. J., Johnson, S. N., Greaves, J., and Finlayson-Pitts, B. J.: Identification of organic nitrates in the NO₃ radical initiated oxidation of α-pinene by atmospheric pressure chemical ionization mass spectrometry, *Environmental science & technology*, 44, 5887-5893, 2010.
- 45

- Perring, A. E., Wisthaler, A., Graus, M., Wooldridge, P. J., Lockwood, A. L., Mielke, L. H., Shepson, P. B., Hansel, A., and Cohen, R. C.: A product study of the isoprene+NO₃ reaction, *Atmos. Chem. Phys.*, 9, 4945-4946, 2009.
- 5 Perring, A. E., Pusede, S. E., and Cohen, R. C.: An Observational Perspective on the Atmospheric Impacts of Alkyl and Multifunctional Nitrates on Ozone and Secondary Organic Aerosol, *Chemical Reviews*, 113, 5848-5870, 10.1021/cr300520x, 2013.
- Pfrang, C., Martin, R. S., Canosa-Mas, C. E., and Wayne, R. P.: Gas-phase reactions of NO₃ and N₂O₅ with (Z)-hex-4-en-1-ol, (Z)-hex-3-en-1-ol ("leaf alcohol"), (E)-hex-3-en-1-ol, (Z)-hex-2-en-1-ol, (E)-hex-2-en-1-ol, *Physical Chemistry Chemical Physics*, 8, 354-363, 10
2006.
- Pierce, T., Geron, C., Bender, L., Dennis, R., Tonnesen, G., and Guenther, A.: Influence of increased isoprene emissions on regional ozone modeling, *Journal of Geophysical Research: Atmospheres*, 103, 25611-25629, 10.1029/98JD01804, 1998.
- 15 Pitts, J. N., Jr., Bierman, H. W., Atkinson, R., and Winer, A. M.: Atmospheric implications of simultaneous measurements of NO₃ radicals and HONO, *Geophys. Res. Lett.*, 11, 557-560, 1984.
- Platt, U., Perner, D., Winer, A. M., Harris, G. W., and Pitts, J. N. J.: Detection of NO₃ in the polluted troposphere by differential optical absorption, *Geophys. Res. Lett.*, 7, 89-92, 1980.
- 20 Platt, U., Perner, D., Schröder, J., Kessler, C., and Toennissen, A.: The Diurnal Variation of NO₃, *J. Geophys. Res.*, 86, 11965-11970, 1981.
- Platt, U., LeBras, G., Poulet, G., Burrows, J. P., and Moortgat, G.: Peroxy radicals from night-time reactions of NO₃ with organic compounds, *Nature*, 348, 147-149, 1990.
- Platt, U., and Stutz, J.: *Differential optical absorption spectroscopy: principles and applications*, 25 Springer, Berlin, 2008.
- Platt, U., Meinen, J., Pöhler, D., and Leisner, T.: Broadband cavity enhanced differential optical absorption spectroscopy (CE-DOAS)—applicability and corrections, *Atmos Meas Tech*, 2, 713-723, 2009.
- Platt, U. F., Winer, A. M., Bierman, H. W., Atkinson, R., and Pitts, J. N., Jr.: Measurement of Nitrate Radical Concentrations in Continental Air, *Environ. Sci. Technol.*, 18, 365-369, 30 1984.
- Pöschl, U.: *Atmospheric Aerosols: Composition, Transformation, Climate and Health Effects*, *Angewandte Chemie International Edition*, 44, 7520-7540, 10.1002/anie.200501122, 2005.
- 35 Pöschl, U., and Shiraiwa, M.: Multiphase Chemistry at the Atmosphere–Biosphere Interface Influencing Climate and Public Health in the Anthropocene, *Chemical Reviews*, 115, 4440-4475, 10.1021/cr500487s, 2015.
- Praske, E., Crounse, J. D., Bates, K. H., Kurtén, T., Kjaergaard, H. G., and Wennberg, P. O.: Atmospheric Fate of Methyl Vinyl Ketone: Peroxy Radical Reactions with NO and HO₂, 40 *The Journal of Physical Chemistry A*, 119, 4562-4572, 10.1021/jp5107058, 2015.
- Pratt, K. A., Mielke, L. H., Shepson, P. B., Bryan, A. M., Steiner, A. L., Ortega, J., Daly, R., Helmig, D., Vogel, C. S., Griffith, S., Dusanter, S., Stevens, P. S., and Alaghmand, M.: Contributions of individual reactive biogenic volatile organic compounds to organic nitrates above a mixed forest, *Atmos. Chem. Phys.*, 12, 10125-10143, 10.5194/acp-12-45 10125-2012, 2012.
- Pye, H. O. T., Chan, A. W. H., Barkley, M. P., and Seinfeld, J. H.: Global modeling of organic aerosol: the importance of reactive nitrogen (NO_x and NO₃), *Atmos. Chem. Phys.*, 10, 11261-11276, 10.5194/acp-10-11261-2010, 2010.

- Pye, H. O. T., Luecken, D. J., Xu, L., Boyd, C. M., Ng, N. L., Baker, K. R., Ayres, B. R., Bash, J. O., Baumann, K., Carter, W. P. L., Edgerton, E., Fry, J. L., Hutzell, W. T., Schwede, D. B., and Shepson, P. B.: Modeling the Current and Future Roles of Particulate Organic Nitrates in the Southeastern United States, *Environmental Science & Technology*, 49, 14195-14203, 10.1021/acs.est.5b03738, 2015.
- 5 Ramanathan, V., Li, F., Ramana, M., Praveen, P., Kim, D., Corrigan, C., Nguyen, H., Stone, E. A., Schauer, J. J., and Carmichael, G.: Atmospheric brown clouds: Hemispherical and regional variations in long-range transport, absorption, and radiative forcing, *Journal of Geophysical Research: Atmospheres* (1984–2012), 112, 2007a.
- 10 Ramanathan, V., Ramana, M. V., Roberts, G., Kim, D., Corrigan, C., Chung, C., and Winker, D.: Warming trends in Asia amplified by brown cloud solar absorption, *Nature*, 448, 575-U575, 2007b.
- Reemtsma, T., These, A., Venkatachari, P., Xia, X., Hopke, P. K., Springer, A., and Linscheid, M.: Identification of Fulvic Acids and Sulfated and Nitrated Analogues in Atmospheric Aerosol by Electrospray Ionization Fourier Transform Ion Cyclotron Resonance Mass Spectrometry, *Analytical Chemistry*, 78, 8299-8304, 10.1021/ac061320p, 2006.
- 15 Reinmuth-Selzle, K., Ackaert, C., Kampf, C. J., Samonig, M., Shiraiwa, M., Kofler, S., Yang, H., Gadermaier, G., Brandstetter, H., Huber, C. G., Duschl, A., Oostingh, G. J., and Pöschl, U.: Nitration of the birch pollen allergen Bet v 1.0101: Efficiency and site-selectivity of liquid and gaseous nitrating agents, *J. Proteome Res.*, 13, 1570-1577, 2014.
- 20 Renbaum-Wolff, L., Grayson, J. W., Bateman, A. P., Kuwata, M., Sellier, M., Murray, B. J., Shilling, J. E., Martin, S. T., and Bertram, A. K.: Viscosity of α -pinene secondary organic material and implications for particle growth and reactivity, *Proceedings of the National Academy of Sciences*, 110, 8014-8019, 2013.
- 25 Richter, A., Burrows, J. P., Nusz, H., Granier, C., and Niemeier, U.: Increase in tropospheric nitrogen dioxide over China observed from space, *Nature*, 437, 129-132, http://www.nature.com/nature/journal/v437/n7055/supinfo/nature04092_S1.html, 2005.
- Rickard, A.: The Master Chemical Mechanism Version MCM v3.2, available at: <http://mcm.leeds.ac.uk/MCMv3.2/> (last access: 05 Mai 2015), 2015.
- 30 Rindelaub, J. D., McAvey, K. M., and Shepson, P. B.: The photochemical production of organic nitrates from α -pinene and loss via acid-dependent particle phase hydrolysis, *Atmospheric Environment*, 100, 193-201, <http://dx.doi.org/10.1016/j.atmosenv.2014.11.010>, 2015.
- Robinson, A. L., Donahue, N. M., and Rogge, W. F.: Photochemical oxidation and changes in molecular composition of organic aerosol in the regional context, *Journal of Geophysical Research: Atmospheres*, 111, n/a-n/a, 10.1029/2005JD006265, 2006.
- 35 Rollins, A. W., Kiendler-Scharr, A., Fry, J. L., Brauers, T., Brown, S. S., Dorn, H.-P., Dubé, W. P., Fuchs, H., Mensah, A., Mentel, T. F., Rohrer, F., Tilmann, R., Wegener, R., Wooldridge, P. J., and Cohen, R. C.: Isoprene oxidation by nitrate radical: alkyl nitrate and secondary organic aerosol yields, *Atmos. Chem. Phys.*, 9, 6685-6703, 2009.
- 40 Rollins, A. W., Smith, J. D., Wilson, K. R., and Cohen, R. C.: Real Time In Situ Detection of Organic Nitrates in Atmospheric Aerosols, *Environ. Sci. Technol.*, 44, 5540-5545, 10.1021/es100926x, 2010.
- Rollins, A. W., Browne, E. C., Min, K. E., Pusede, S. E., Wooldridge, P. J., Gentner, D. R., Goldstein, A. H., Liu, S., Day, D. A., Russell, L. M., and Cohen, R. C.: Evidence for NO_x Control over Nighttime SOA Formation, *Science*, 337, 1210-1212, 2012.
- 45 Rollins, A. W., Pusede, S., Wooldridge, P., Min, K. E., Gentner, D. R., Goldstein, A. H., Liu, S., Day, D. A., Russell, L. M., Rubitschun, C. L., Surratt, J. D., and Cohen, R. C.: Gas/particle partitioning of total alkyl nitrates observed with TD-LIF in Bakersfield,

- Journal of Geophysical Research: Atmospheres, 118, 6651-6662, 10.1002/jgrd.50522, 2013.
- Ross, A. B., Bielski, B. H. J., Buxton, G. V., Cabelli, D. E., Helman, W. P., Huie, R. E., Grodkovski, J., Neta, P., Mulazzani, Q. G., and Wilkinson, F.: NIST standard reference database 40: NDRL/NIST solution kinetics database vers. 3.0, in, 1998.
- 5 Rudich, Y., Talukdar, R. K., Fox, R. W., and Ravinshankara, A. R.: Rate coefficients for reactions of NO₃ with a few olefins and oxygenated olefins, *J Phys Chem A*, 100, 5374-5381, 1996.
- 10 Rudich, Y., Talukdar, R. K., and Ravishankara, A. R.: Multiphase chemistry of NO₃ in the remote troposphere, *J Geophys Res-Atmos*, 103, 16133-16143, 10.1029/98jd01280, 1998.
- Rudich, Y.: Laboratory Perspectives on the Chemical Transformations of Organic Matter in Atmospheric Particles, *Chem. Rev.*, 103, 5097-5124, 2003.
- Russell, A. R., Valin, L. C., and Cohen, R. C.: Trends in OMI NO₂ observations over the United States: effects of emission control technology and the economic recession, *Atmos. Chem. Phys.*, 12, 12197-12209, 10.5194/acp-12-12197-2012, 2012.
- 15 Sadanaga, Y., Takaji, R., Ishiyama, A., Nakajima, K., Matsuki, A., and Bandow, H.: Thermal dissociation cavity attenuated phase shift spectroscopy for continuous measurement of total peroxy and organic nitrates in the clean atmosphere, *Review of Scientific Instruments*, 87, 074102, doi:<http://dx.doi.org/10.1063/1.4958167>, 2016.
- 20 Sanders, R. W., Solomon, S., Mount, G. H., Bates, M. W., and Schmeltekopf, A. L.: Visible Spectroscopy at McMurdo Station, Antarctica 3. Observations of NO₃, *J. Geophys. Res.*, 92, 8339-8342, 1987.
- Saunders, S. M., Jenkin, M. E., Derwent, R. G., and Pilling, M. J.: Protocol for the development of the Master Chemical Mechanism, MCM v3 (Part A): tropospheric degradation of non-aromatic volatile organic compounds, *Atmos. Chem. Phys.*, 3, 161-180, 10.5194/acp-3-161-2003, 2003.
- 25 Schichtel, B., Malm, W. C., Bench, G., Fallon, S., McDade, C. E., Chow, J. C., and Watson, J. G.: Fossil and contemporary fine particulate carbon fractions at 12 rural and urban sites in the United States, *J. Geophys. Res.*, 113, D02311, doi:10.1029/2007JD008605, 2008.
- 30 Schlag, P., Kiendler-Scharr, A., Blom, M. J., Canonaco, F., Henzing, J. S., Moerman, M., Prévôt, A. S. H., and Holzinger, R.: Aerosol source apportionment from 1-year measurements at the CESAR tower in Cabauw, the Netherlands, *Atmos. Chem. Phys.*, 16, 8831-8847, 10.5194/acp-16-8831-2016, 2016.
- Schneider, M., and Ballschmiter, K.: Alkyl nitrates as achiral and chiral solute probes in gas chromatography - Novel properties of a beta-cyclodextrin derivative and characterization of its enantioselective forces, *J Chromatogr A*, 852, 525-534, 1999.
- 35 Schuster, G., Labazan, I., and Crowley, J. N.: A cavity ring down/cavity enhanced absorption device for measurement of ambient NO₃ and N₂O₅, *Atmos. Meas. Tech.*, 2, 1-13, 10.5194/amt-2-1-2009, 2009.
- 40 Schwantes, R. H., Teng, A. P., Nguyen, T. B., Coggon, M. M., Crouse, J. D., St. Clair, J. M., Zhang, X., Schilling, K. A., Seinfeld, J. H., and Wennberg, P. O.: Isoprene NO₃ Oxidation Products from the RO₂ + HO₂ Pathway, *The Journal of Physical Chemistry A*, 119, 10158-10171, 10.1021/acs.jpca.5b06355, 2015.
- 45 Scott, C. E., Rap, A., Spracklen, D. V., Forster, P. M., Carslaw, K. S., Mann, G. W., Pringle, K. J., Kivekäs, N., Kulmala, M., Lihavainen, H., and Tunved, P.: The direct and indirect radiative effects of biogenic secondary organic aerosol, *Atmos. Chem. Phys.*, 14, 447-470, 10.5194/acp-14-447-2014, 2014.

- Setyan, A., Zhang, Q., Merkel, M., Knighton, W. B., Sun, Y., Song, C., Shilling, J. E., Onasch, T. B., Herndon, S. C., Worsnop, D. R., Fast, J. D., Zaveri, R. A., Berg, L. K., Wiedensohler, A., Flowers, B. A., Dubey, M. K., and Subramanian, R.: Characterization of submicron particles influenced by mixed biogenic and anthropogenic emissions using high-resolution aerosol mass spectrometry: results from CARES, *Atmos. Chem. Phys.*, 12, 8131-8156, 10.5194/acp-12-8131-2012, 2012.
- Shiraiwa, M., Garland, R. M., and Pöschl, U.: Kinetic double-layer model of aerosol surface chemistry and gas-particle interactions (K2-SURF): Degradation of polycyclic aromatic hydrocarbons exposed to O₃, NO₂, H₂O, OH and NO₃, *Atmos. Chem. Phys.*, 9, 9571-9586, 2009.
- Shiraiwa, M., Sosedova, Y., Rouviere, A., Yang, H., Zhang, Y., Abbatt, J. P. D., Ammann, M., and Pöschl, U.: The role of long-lived reactive oxygen intermediates in the reaction of ozone with aerosol particles, *Nature Chem*, 4, 291-295, 2011.
- Shiraiwa, M., Pöschl, U., and Knopf, D. A.: Multiphase Chemical Kinetics of NO₃ Radicals Reacting with Organic Aerosol Components from Biomass Burning, *Environmental Science & Technology*, 46, 6630-6636, 10.1021/es300677a, 2012.
- Shorees, B., Atkinson, R., and Arey, J.: Kinetics of the gas-phase reactions of beta-phellandrene with OH and NO₃ radicals and O₃ at 297-K +/- 2-K, *Int J Chem Kinet*, 23, 897-906, 10.1002/kin.550231005, 1991.
- Shu, Y. H., and Atkinson, R.: Kinetics of the gas-phase reactions of a series of sesquiterpenes with OH radicals, NO₃ radicals and O₃, *Abstr. Pap. Am. Chem. Soc.*, 209, 108-ENVR, 1995.
- Simpson, W. R.: Continuous wave cavity ring-down spectroscopy applied to in situ detection of dinitrogen pentoxide (N₂O₅), *Review of Scientific Instruments*, 74, 3442-3452, doi:<http://dx.doi.org/10.1063/1.1578705>, 2003.
- Slusher, D. L., Huey, L. G., Tanner, D. J., Flocke, F. M., and Roberts, J. M.: A thermal dissociation-chemical ionization mass spectrometry (TD-CIMS) technique for the simultaneous measurement of peroxyacyl nitrates and dinitrogen pentoxide, *Journal of Geophysical Research: Atmospheres*, 109, n/a-n/a, 10.1029/2004JD004670, 2004.
- Smith, J. P., and Solomon, S.: Atmospheric NO₃ 3. Sunrise Disappearance and the Stratospheric Profile, *J. Geophys. Res.*, 95, 13819-13827, 1990.
- Smith, J. P., Solomon, S., Sanders, R. W., Miller, H. L., Perliski, L. M., Keys, J. G., and Schmeltekopf, A. L.: Atmospheric NO₃ 4. Vertical Profiles at Middle and Polar Latitudes at Sunrise, *J. Geophys. Res.*, 98, 8983-8989, 1993.
- Sobanski, N., Tang, M. J., Thieser, J., Schuster, G., Pöhler, D., Fischer, H., Song, W., Sauvage, C., Williams, J., Fachinger, J., Berkes, F., Hoor, P., Platt, U., Lelieveld, J., and Crowley, J. N.: Chemical and meteorological influences on the lifetime of NO₃ at a semi-rural mountain site during PARADE, *Atmos. Chem. Phys.*, 16, 4867-4883, 10.5194/acp-16-4867-2016, 2016.
- Solomon, S., Sanders, R. W., Mount, G. H., Carroll, M. A., Jakoubek, R. O., and Schmeltekopf, A. L.: Atmospheric NO₃ 2. Observations in Polar Regions, *J. Geophys. Res.*, 94, 16423-16427, 1989.
- Solomon, S., Smith, J. P., Sanders, R. W., Perliski, L., Miller, H. L., Mount, G. H., Keys, J. G., and Schmeltekopf, A. L.: Visible and Near-Ultraviolet Spectroscopy at McMurdo Station, Antarctica 8. Observations of Nighttime NO₂ and NO₃ from April to October 1991, *J. Geophys. Res.*, 98, 993-1000, 1993.
- Song, C., Gyawali, M., Zaveri, R. A., Shilling, J. E., and Arnott, W. P.: Light absorption by secondary organic aerosol from α -pinene: Effects of oxidants, seed aerosol acidity, and

- relative humidity, *Journal of Geophysical Research: Atmospheres*, 118, 11,741-711,749, 10.1002/jgrd.50767, 2013.
- 5 Spittler, M., Barnes, I., Bejan, I., Brockmann, K. J., Benter, T., and Wirtz, K.: Reactions of NO₃ radicals with limonene and alpha-pinene: Product and SOA formation, *Atmospheric Environment*, 40, S116-S127, 2006.
- Spracklen, D. V., Jimenez, J. L., Carslaw, K. S., Worsnop, D. R., Evans, M. J., Mann, G. W., Zhang, Q., Canagaratna, M. R., Allan, J., Coe, H., McFiggans, G., Rap, A., and Forster, P.: Aerosol mass spectrometer constraint on the global secondary organic aerosol budget, *Atmos. Chem. Phys.*, 11, 12109-12136, 10.5194/acp-11-12109-2011, 2011.
- 10 Squire, O. J., Archibald, A. T., Abraham, N. L., Beerling, D. J., Hewitt, C. N., Lathièrè, J., Pike, R. C., Telford, P. J., and Pyle, J. A.: Influence of future climate and cropland expansion on isoprene emissions and tropospheric ozone, *Atmos. Chem. Phys.*, 14, 1011-1024, 10.5194/acp-14-1011-2014, 2014.
- Squire, O. J., Archibald, A. T., Griffiths, P. T., Jenkin, M. E., Smith, D., and Pyle, J. A.: Influence of isoprene chemical mechanism on modelled changes in tropospheric ozone due to climate and land use over the 21st century, *Atmos. Chem. Phys.*, 15, 5123-5143, 10.5194/acp-15-5123-2015, 2015.
- 15 Stark, H., Brown, S. S., Goldan, P. D., Aldener, M., Kuster, W. C., Jakoubek, R., Fehsenfeld, F. C., Meagher, J., Bates, T. S., and Ravishankara, A. R.: Influence of the nitrate radical on the oxidation of dimethyl sulfide in a polluted marine environment, *J. Geophys. Res.*, 112, D10S10, doi:10.1029/2006JD007669, 2007.
- 20 Starn, T., Shepson, P., Bertman, S., Riemer, D., Zika, R., and Olszyna, K.: Nighttime isoprene chemistry at an urban-impacted forest site, *Journal of Geophysical Research: Atmospheres*, 103, 22437-22447, 1998.
- 25 Stavrakou, T., Müller, J.-F., Boersma, K. F., De Smedt, I., and van der A, R. J.: Assessing the distribution and growth rates of NO_x emission sources by inverting a 10-year record of NO₂ satellite columns, *Geophys. Res. Lett.*, 35, L10801, doi:10.1029/2008GL033521, 2008.
- 30 Steinbacher, M., Dommen, J., Ordonez, C., Reimann, S., Gruebler, F. C., Staehelin, J., Andreani-Aksoyoglu, S., and Prevot, A. S. H.: Volatile Organic Compounds in the Po Basin. Part B: Biogenic VOCs, *J. Atmos. Chem.*, 51, 293-315, DOI: 10.1007/s10874-005-3577-0, 2005.
- Stewart, D. J., Almarok, S. H., Lockhart, J. P., Mohamed, O. M., Nutt, D. R., Pfrang, C., and Marston, G.: The kinetics of the gas-phase reactions of selected monoterpenes and cycloalkenes with ozone and the NO₃ radical, *Atmospheric Environment*, 70, 227-235, 10.1016/j.atmosenv.2013.01.036, 2013.
- 35 Stier, P., Seinfeld, J. H., Kinne, S., and Boucher, O.: Aerosol absorption and radiative forcing, *Atmos Chem Phys*, 7, 5237-5261, 2007.
- Strader, R., Lurmann, F., and Pandis, S. N.: Evaluation of secondary organic aerosol formation in winter, *Atmospheric Environment*, 33, 4849-4863, [http://dx.doi.org/10.1016/S1352-2310\(99\)00310-6](http://dx.doi.org/10.1016/S1352-2310(99)00310-6), 1999.
- 40 Streets, D. G., Yu, C., Wu, Y., Chin, M., Zhao, Z., Hayasaka, T., and Shi, G.: Aerosol trends over China, 1980-2000, *Atmospheric Research*, 88, 174-182, <http://dx.doi.org/10.1016/j.atmosres.2007.10.016>, 2008.
- 45 Stroud, C., Roberts, J., Williams, E., Hereid, D., Angevine, W., Fehsenfeld, F., Wisthaler, A., Hansel, A., Martinez-Harder, M., and Harder, H.: Nighttime isoprene trends at an urban forested site during the 1999 Southern Oxidant Study, *Journal of Geophysical Research: Atmospheres*, 107, 2002.

- Stutz, J., Alicke, B., and Neftel, A.: Nitrous acid formation in the urban atmosphere: Gradient measurements of NO₂ and HONO over grass in Milan, Italy, *J Geophys Res-Atmos*, 107, 8192, [Artn 8192](#), 2002.
- 5 Stutz, J., Alicke, B., Ackermann, R., Geyer, A., White, A. B., and Williams, E.: Vertical profiles of NO₃, N₂O₅, O₃, and NO_x in the nocturnal boundary layer: 1. Observations during the Texas Air Quality Study 2000, *J. Geophys. Res.*, 109, D12306, doi: 10.1029/2003JD004209, 2004.
- 10 Stutz, J., Wong, K. W., Lawrence, L., Ziemba, L., Flynn, J. H., Rappenglück, B., and Lefer, B.: Nocturnal NO₃ radical chemistry in Houston, TX, *Atmospheric Environment*, 44, 4099-4106, 2010.
- Suarez-Bertoa, R., Picquet-Varrault, B., Tamas, W., Pangui, E., and Doussin, J. F.: Atmospheric Fate of a Series of Carbonyl Nitrates: Photolysis Frequencies and OH-Oxidation Rate Constants, *Environmental Science & Technology*, 46, 12502-12509, 10.1021/es302613x, 15 2012.
- Suda, S. R., Petters, M. D., Yeh, G. K., Strollo, C., Matsunaga, A., Faulhaber, A., Ziemann, P. J., Prenni, A. J., Carrico, C. M., Sullivan, R. C., and Kreidenweis, S. M.: Influence of Functional Groups on Organic Aerosol Cloud Condensation Nucleus Activity, *Environmental Science & Technology*, 48, 10182-10190, 10.1021/es502147y, 2014.
- 20 Suh, I., Lei, W. F., and Zhang, R. Y.: Experimental and theoretical studies of isoprene reaction with NO₃, *J Phys Chem A*, 105, 6471-6478, 10.1021/jp0105950, 2001.
- Sun, Y. L., Zhang, Q., Schwab, J. J., Yang, T., Ng, N. L., and Demerjian, K. L.: Factor analysis of combined organic and inorganic aerosol mass spectra from high resolution aerosol mass spectrometer measurements, *Atmos Chem Phys*, 12, 8537-8551, 2012.
- 25 Surratt, J. D., Kroll, J. H., Kleindienst, T. E., Edney, E. O., Claeys, M., Sorooshian, A., Ng, N. L., Offenberg, J. H., Lewandowski, M., Jaoui, M., Flagan, R. C., and Seinfeld, J. H.: Evidence for Organosulfates in Secondary Organic Aerosol, *Environmental Science & Technology*, 41, 517-527, 10.1021/es062081q, 2007.
- 30 Surratt, J. D., Gómez-González, Y., Chan, A. W. H., Vermeylen, R., Shahgholi, M., Kleindienst, T. E., Edney, E. O., Offenberg, J. H., Lewandowski, M., Jaoui, M., Maenhaut, W., Claeys, M., Flagan, R. C., and Seinfeld, J. H.: Organosulfate Formation in Biogenic Secondary Organic Aerosol, *The Journal of Physical Chemistry A*, 112, 8345-8378, 10.1021/jp802310p, 2008.
- 35 Szmigielski, R., Vermeylen, R., Dommen, J., Metzger, A., Maenhaut, W., Baltensperger, U., and Claeys, M.: The acid effect in the formation of 2-methyltetrols from the photooxidation of isoprene in the presence of NO_x, *Atmospheric Research*, 98, 183-189, <http://dx.doi.org/10.1016/j.atmosres.2010.02.012>, 2010.
- Takagi, H., Washida, N., Akimoto, H., and Okuda, M.: Analysis of Nitrate and Nitrite Esters by Gas-Chromatography Photoionization Mass-Spectrometry, *Analytical Chemistry*, 53, 40 175-179, DOI 10.1021/ac00225a011, 1981.
- Teng, A. P., Crounse, J. D., Lee, L., St Clair, J. M., Cohen, R. C., and Wennberg, P. O.: Hydroxy nitrate production in the OH-initiated oxidation of alkenes, *Atmos Chem Phys*, 15, 4297-4316, 2015.
- 45 Thieser, J., Schuster, G., Schuladen, J., Phillips, G. J., Reiffs, A., Parchatka, U., Pöhler, D., Lelieveld, J., and Crowley, J. N.: A two-channel thermal dissociation cavity ring-down spectrometer for the detection of ambient NO₂, RO₂NO₂ and RONO₂, *Atmos. Meas. Tech.*, 9, 553-576, 10.5194/amt-9-553-2016, 2016.

- Tilgner, A., Bräuer, P., Wolke, R., and Herrmann, H.: Modelling multiphase chemistry in deliquescent aerosols and clouds using CAPRAM3.0i, *Journal of Atmospheric Chemistry*, 70, 221-256, 10.1007/s10874-013-9267-4, 2013.
- 5 Tolocka, M. P., Jang, M., Ginter, J. M., Cox, F. J., Kamens, R. M., and Johnston, M. V.: Formation of Oligomers in Secondary Organic Aerosol, *Environmental Science & Technology*, 38, 1428-1434, 10.1021/es035030r, 2004.
- 10 Tong, D. Q., Lamsal, L., Pan, L., Ding, C., Kim, H., Lee, P., Chai, T., Pickering, K. E., and Stajner, I.: Long-term NO_x trends over large cities in the United States during the great recession: Comparison of satellite retrievals, ground observations, and emission inventories, *Atmospheric Environment*, 107, 70-84, <http://dx.doi.org/10.1016/j.atmosenv.2015.01.035>, 2015.
- 15 Travis, K. R., Jacob, D. J., Fisher, J. A., Kim, P. S., Marais, E. A., Zhu, L., Yu, K., Miller, C. C., Yantosca, R. M., Sulprizio, M. P., Thompson, A. M., Wennberg, P. O., Crounse, J. D., St. Clair, J. M., Cohen, R. C., Laughner, J. L., Dibb, J. E., Hall, S. R., Ullmann, K., Wolfe, G. M., Pollack, I. B., Peischl, J., Neuman, J. A., and Zhou, X.: Why do models overestimate surface ozone in the Southeast United States?, *Atmos. Chem. Phys.*, 16, 13561-13577, 10.5194/acp-16-13561-2016, 2016.
- 20 Treves, K., Shragina, L., and Rudich, Y.: Henry's law constants of some beta-, gamma-, and delta-hydroxy alkyl nitrates of atmospheric interest, *Environmental Science & Technology*, 34, 1197-1203, 2000.
- 25 Tröstl, J., Chuang, W. K., Gordon, H., Heinritzi, M., Yan, C., Molteni, U., Ahlm, L., Frege, C., Bianchi, F., Wagner, R., Simon, M., Lehtipalo, K., Williamson, C., Craven, J. S., Duplissy, J., Adamov, A., Almeida, J., Bernhammer, A.-K., Breitenlechner, M., Brilke, S., Dias, A., Ehrhart, S., Flagan, R. C., Franchin, A., Fuchs, C., Guida, R., Gysel, M., Hansel, A., Hoyle, C. R., Jokinen, T., Junninen, H., Kangasluoma, J., Keskinen, H., Kim, J., Krapf, M., Kürten, A., Laaksonen, A., Lawler, M., Leiminger, M., Mathot, S., Möhler, O., Nieminen, T., Onnela, A., Petäjä, T., Piel, F. M., Miettinen, P., Rissanen, M. P., Rondo, L., Sarnela, N., Schobesberger, S., Sengupta, K., Sipilä, M., Smith, J. N., Steiner, G., Tomè, A., Virtanen, A., Wagner, A. C., Weingartner, E., Wimmer, D., Winkler, P. M., Ye, P., Carslaw, K. S., Curtius, J., Dommen, J., Kirkby, J., Kulmala, M., Riipinen, I., Worsnop, D. R., Donahue, N. M., and Baltensperger, U.: The role of low-volatility organic compounds in initial particle growth in the atmosphere, *Nature*, 533, 527-531, 10.1038/nature18271, 2016.
- 30 Utembe, S. R., Cooke, M. C., Archibald, A. T., Shallcross, D. E., Derwent, R. G., and Jenkin, M. E.: Simulating secondary organic aerosol in a 3-D Lagrangian chemistry transport model using the reduced Common Representative Intermediates mechanism (CRI v2-R5), *Atmospheric Environment*, 45, 1604-1614, <http://dx.doi.org/10.1016/j.atmosenv.2010.11.046>, 2011.
- 40 Vaattovaara, P., Petaja, T., Joutsensaari, J., Miettinen, P., Zaprudin, B., Kortelainen, A., Heijari, J., Yli-Pirila, P., Aalto, P., Worsnop, D. R., and Laaksonen, A.: The evolution of nucleation- and Aitken-mode particle compositions in a boreal forest environment during clean and pollution-affected new-particle formation events, *Boreal Environment Research*, 14, 662-682, 2009.
- 45 Varma, R. M., Ball, S. M., Brauers, T., Dorn, H. P., Heitmann, U., Jones, R. L., Platt, U., Pöhler, D., Ruth, A. A., Shillings, A. J. L., Thieser, J., Wahner, A., and Venables, D. S.: Light extinction by secondary organic aerosol: an intercomparison of three broadband cavity spectrometers, *Atmos. Meas. Tech.*, 6, 3115-3130, 10.5194/amt-6-3115-2013, 2013.
- Venables, D. S., Gherman, T., Orphal, J., Wenger, J. C., and Ruth, A. A.: High Sensitivity in Situ Monitoring of NO₃ in an Atmospheric Simulation Chamber Using Incoherent Broadband

- Cavity-Enhanced Absorption Spectroscopy, *Environmental Science & Technology*, 40, 6758-6763, 10.1021/es061076j, 2006.
- 5 Verstraeten, W. W., Neu, J. L., Williams, J. E., Bowman, K. W., Worden, J. R., and Boersma, K. F.: Rapid increases in tropospheric ozone production and export from China, *Nature Geosci*, 8, 690-695, 10.1038/ngeo2493
<http://www.nature.com/ngeo/journal/v8/n9/abs/ngeo2493.html> - [supplementary-information](#), 2015.
- 10 Vijayaraghavan, K., Karamchandani, P., and Seigneur, C.: Plume-in-grid modeling of summer air pollution in Central California, *Atmospheric Environment*, 40, 5097-5109, <http://dx.doi.org/10.1016/j.atmosenv.2005.12.050>, 2006.
- Virtanen, A., Joutsensaari, J., Koop, T., Kannosto, J., Yli-Pirila, P., Leskinen, J., Makela, J. M., Holopainen, J. K., Poschl, U., Kulmala, M., Worsnop, D. R., and Laaksonen, A.: An amorphous solid state of biogenic secondary organic aerosol particles, *Nature*, 467, 824-827, 2010.
- 15 von Friedeburg, C., Wagner, T., Geyer, A., Kaiser, N., Vogel, B., Vogel, H., and Platt, U.: Derivation of tropospheric NO₃ profiles using off-axis differential optical absorption spectroscopy measurements during sunrise and comparison with simulations, *J Geophys Res-Atmos*, 107, 4168, doi: 4110.1029/2001JD000481, 2002.
- 20 von Kuhlmann, R., Lawrence, M. G., Pöschl, U., and Crutzen, P. J.: Sensitivities in global scale modeling of isoprene, *Atmos. Chem. Phys.*, 4, 1-17, 2004.
- Vrekoussis, M., Kanakidou, M., Mihalopoulos, N., Crutzen, P. J., Lelieveld, J., Perner, D., Berresheim, H., and Baboukas, E.: Role of NO₃ radical in oxidation processes in the eastern Mediterranean troposphere during the MINOS campaign, *Atmos. Chem. Phys.*, 4, 169-182, 2004.
- 25 Wagner, N. L., Dubé, W. P., Washenfelder, R. A., Young, C. J., Pollack, I. B., Ryerson, T. B., and Brown, S. S.: Diode laser-based cavity ring-down instrument for NO₃, N₂O₅, NO₂ and O₃ from aircraft, *Atmos. Meas. Tech.*, 4, 1227-1240, 10.5194/amt-4-1227-2011, 2011.
- 30 Wagner, T., Otten, C., Pfeilsticker, K., Pundt, I., and Platt, U.: DOAS moonlight observation of atmospheric NO₃ in the Arctic winter, *Geophys. Res. Lett.*, 27, 3441-3444, 10.1029/1999gl011153, 2000.
- 35 Wang, X., Wang, T., Yan, C., Tham, Y. J., Xue, L., Xu, Z., and Zha, Q.: Large daytime signals of N₂O₅ and NO₃ inferred at 62 amu in a TD-CIMS: chemical interference or a real atmospheric phenomenon?, *Atmos. Meas. Tech.*, 7, 1-12, 10.5194/amt-7-1-2014, 2014.
- Wangberg, I., Barnes, I., and Becker, K. H.: Product and mechanistic study of the reaction of NO₃ radicals with alpha-pinene, *Environmental Science & Technology*, 31, 2130-2135, 1997.
- 40 Warneke, C., de Gouw, J. A., Goldan, P. D., Kuster, W. C., Williams, E. J., Lerner, B. M., Brown, S. S., Stark, H., Aldener, M., Ravishankara, A. R., Roberts, J. M., Marchewka, M., Bertman, S., Sueper, D. T., McKeen, S. A., Meagher, J. F., and Fehsenfeld, F. C.: Comparison of day and nighttime oxidation of biogenic and anthropogenic VOCs along the New England coast in summer during New England Air Quality Study 2002, *J. Geophys. Res.*, 109, D10309, doi:10.1029/2003JD004424, 2004.
- 45 Washenfelder, R., Attwood, A., Brock, C., Guo, H., Xu, L., Weber, R., Ng, N., Allen, H., Ayres, B., and Baumann, K.: Biomass burning dominates brown carbon absorption in the rural southeastern United States, *Geophys Res Lett*, 42, 653-664, 2015.
- Wayne, R. P., Barnes, I., Biggs, P., Burrows, J. P., Canosa-Mas, C. E., Hjorth, J., LeBras, G., Moortgat, G. K., Perner, D., Poulet, G., Restelli, G., and Sidebottom, H.: The Nitrate

- Radical: Physics, Chemistry, and the Atmosphere, Atmospheric Environment Part A - General Topics, 25, 1-203, 1991.
- 5 Weaver, A., Solomon, S., Sanders, R. W., Arpag, K., and Miller, H. L. J.: Atmospheric NO₃. Off-axis measurements at sunrise: Estimates of tropospheric NO₃ at 40°N, *J. Geophys. Res.*, 101, 18605-18612, 1996.
- Weber, R. J., Sullivan, A. P., Peltier, R., Russell, A., Yan, B., Zheng, M., de Gouw, J. A., Warneke, C., Brock, C. A., Holloway, J. S., Atlas, E. L., and Edgerton, E.: A study of secondary organic aerosol formation in the anthropogenic-influenced southeastern United States, *J. Geophys. Res.*, 112, D13302, doi:10.1029/2007JD008408, 2007.
- 10 Werner, G., Kastler, J., Looser, R., and Ballschmiter, K.: Organic nitrates of isoprene as atmospheric trace compounds, *Angew Chem Int Edit*, 38, 1634-1637, 1999.
- Wille, U., Becker, E., Schindler, R. N., Lancar, I. T., Poulet, G., and Lebras, G.: A Discharge flow mass-spectrometric study of the reaction between the NO₃ radical and isoprene, *Journal of Atmospheric Chemistry*, 13, 183-193, 10.1007/bf00115972, 1991.
- 15 Winer, A. M., Atkinson, R., and Pitts, J. N. J.: Gaseous Nitrate Radical: Possible Nighttime Atmospheric Sink for Biogenic Organic Compounds, *Science*, 224, 156-158, 1984.
- Woidich, S., Froescheis, O., Luxenhofer, O., and Ballschmiter, K.: EI- and NCI-mass spectrometry of arylalkyl nitrates and their occurrence in urban air, *Fresen J Anal Chem*, 364, 91-99, 1999.
- 20 Wolke, R., Sehili, A. M., Simmel, M., Knoth, O., Tilgner, A., and Herrmann, H.: SPACCIM: A parcel model with detailed microphysics and complex multiphase chemistry, *Atmospheric Environment*, 39, 4375-4388, 10.1016/J.Atmosenv.2005.02.038, 2005.
- Wong, K. W., and Stutz, J.: Influence of nocturnal vertical stability on daytime chemistry: A one-dimensional model study, *Atmos. Environ.*, 44, 3753-3760, 2010.
- 25 Wood, E., Bertram, T., Wooldridge, P., and Cohen, R.: Measurements of N₂O₅, NO₂, and O₃ east of the San Francisco Bay, *Atmos Chem Phys*, 5, 483-491, 2005.
- Wood, E. C., Wooldridge, P. J., Freese, J. H., Albrecht, T., and Cohen, R. C.: Prototype for In Situ Detection of Atmospheric NO₃ and N₂O₅ via Laser-Induced Fluorescence, *Environmental Science & Technology*, 37, 5732-5738, 10.1021/es034507w, 2003.
- 30 Worton, D. R., Mills, G. P., Oram, D. E., and Sturges, W. T.: Gas chromatography negative ion chemical ionization mass spectrometry: Application to the detection of alkyl nitrates and halocarbons in the atmosphere, *J Chromatogr A*, 1201, 112-119, 10.1016/j.chroma.2008.06.019, 2008.
- 35 Wu, C., Pullinen, I., Andres, S., Carriero, G., Fares, S., Goldbach, H., Hacker, L., Kasal, T., Kiendler-Scharr, A., Kleist, E., Paoletti, E., Wahner, A., Wildt, J., and Mentel, T. F.: Impacts of soil moisture on de novo monoterpene emissions from European beech, Holm oak, Scots pine, and Norway spruce, *Biogeosciences*, 12, 177-191, 10.5194/bg-12-177-2015, 2015.
- 40 Wu, T., Coeur-Tourneur, C., Dhont, G., Cassez, A., Fertein, E., He, X., and Chen, W.: Simultaneous monitoring of temporal profiles of NO₃, NO₂ and O₃ by incoherent broadband cavity enhanced absorption spectroscopy for atmospheric applications, *Journal of Quantitative Spectroscopy and Radiative Transfer*, 133, 199-205, 2014.
- Xiao, S., and Bertram, A. K.: Reactive uptake kinetics of NO₃ on multicomponent and multiphase organic mixtures containing unsaturated and saturated organics, *Phys. Chem. Chem. Phys.*, 13, 6628-6636, 2011.
- 45 Xie, Y., Paulot, F., Carter, W. P. L., Nolte, C. G., Luecken, D. J., Hutzell, W. T., Wennberg, P. O., Cohen, R. C., and Pinder, R. W.: Understanding the impact of recent advances in isoprene photooxidation on simulations of regional air quality, *Atmos. Chem. Phys.*, 13, 8439-8455, 10.5194/acp-13-8439-2013, 2013.

- Xing, J., Pleim, J., Mathur, R., Pouliot, G., Hogrefe, C., Gan, C. M., and Wei, C.: Historical gaseous and primary aerosol emissions in the United States from 1990 to 2010, *Atmos. Chem. Phys.*, 13, 7531-7549, 10.5194/acp-13-7531-2013, 2013.
- 5 Xing, J., Mathur, R., Pleim, J., Hogrefe, C., Gan, C. M., Wong, D. C., Wei, C., Gilliam, R., and Pouliot, G.: Observations and modeling of air quality trends over 1990–2010 across the Northern Hemisphere: China, the United States and Europe, *Atmos. Chem. Phys.*, 15, 2723-2747, 10.5194/acp-15-2723-2015, 2015.
- 10 Xiong, F., McAvey, K. M., Pratt, K. A., Groff, C. J., Hostetler, M. A., Lipton, M. A., Starn, T. K., Seeley, J. V., Bertman, S. B., Teng, A. P., Crouse, J. D., Nguyen, T. B., Wennberg, P. O., Misztal, P. K., Goldstein, A. H., Guenther, A. B., Koss, A. R., Olson, K. F., de Gouw, J. A., Baumann, K., Edgerton, E. S., Feiner, P. A., Zhang, L., Miller, D. O., Brune, W. H., and Shepson, P. B.: Observation of isoprene hydroxynitrates in the southeastern United States and implications for the fate of NO_x, *Atmos. Chem. Phys.*, 15, 11257-11272, 10.5194/acp-15-11257-2015, 2015.
- 15 Xiong, F., Borca, C. H., Slipchenko, L. V., and Shepson, P. B.: Photochemical degradation of isoprene-derived 4, 1-nitrooxy enal, *Atmos Chem Phys*, 16, 5595-5610, 2016.
- 20 Xu, L., Guo, H., Boyd, C. M., Klein, M., Bougiatioti, A., Cerully, K. M., Hite, J. R., Isaacman-VanWertz, G., Kreisberg, N. M., Knote, C., Olson, K., Koss, A., Goldstein, A. H., Hering, S. V., de Gouw, J., Baumann, K., Lee, S.-H., Nenes, A., Weber, R. J., and Ng, N. L.: Effects of anthropogenic emissions on aerosol formation from isoprene and monoterpenes in the southeastern United States, *Proceedings of the National Academy of Sciences*, 112, 37-42, 2015a.
- 25 Xu, L., Suresh, S., Guo, H., Weber, R. J., and Ng, N. L.: Aerosol characterization over the southeastern United States using high-resolution aerosol mass spectrometry: spatial and seasonal variation of aerosol composition and sources with a focus on organic nitrates, *Atmos. Chem. Phys.*, 15, 7307-7336, 10.5194/acp-15-7307-2015, 2015b.
- Yarwood, G., Rao, S., Yocke, M., and Whitten, G. Z.: Updates to the Carbon Bond chemical mechanism: CB05 Final Report prepared for US EPA., 2005.
- 30 Ye, P., Ding, X., Hakala, J., Hofbauer, V., Robinson, E. S., and Donahue, N. M.: Vapor wall loss of semi-volatile organic compounds in a Teflon chamber, *Aerosol Science and Technology*, 50, 822-834, 10.1080/02786826.2016.1195905, 2016.
- 35 Yeh, G. K., and Ziemann, P. J.: Alkyl Nitrate Formation from the Reactions of C8–C14 n-Alkanes with OH Radicals in the Presence of NO_x: Measured Yields with Essential Corrections for Gas–Wall Partitioning, *The Journal of Physical Chemistry A*, 118, 8147-8157, 10.1021/jp500631v, 2014.
- Yokelson, R. J., Burkholder, J. B., Fox, R. W., Talukdar, R. K., and Ravishankara, A. R.: Temperature Dependence of the NO₃ Absorption Cross Section, *J. Phys. Chem.*, 98, 13144 - 13150, 1994.
- 40 Yvon, S. A., Plane, J. M. C., Nien, C.-F., Cooper, D. J., and Saltzman, E. S.: Interaction between nitrogen and sulfur cycles in the polluted marine boundary layer, *J. Geophys. Res.*, 101, 1379-1386, 1996.
- 45 Zaveri, R. A., Berkowitz, C. M., Brechtel, F. J., Gilles, M. K., Hubbe, J. M., Jayne, J. T., Kleinman, L. I., Laskin, A., Madronich, S., Onasch, T. B., Pekour, M. S., Springston, S. R., Thornton, J. A., Tivanski, A. V., and Worsnop, D. R.: Nighttime chemical evolution of aerosol and trace gases in a power plant plume: Implications for secondary organic nitrate and organosulfate aerosol formation, NO₃ radical chemistry, and N₂O₅ heterogeneous hydrolysis, *J. Geophys. Res.*, 115, D12304, 10.1029/2009jd013250, 2010.
- Zhang, Q., Jimenez, J. L., Canagaratna, M. R., Allan, J. D., Coe, H., Ulbrich, I., Alfarra, M. R., Takami, A., Middlebrook, A. M., Sun, Y. L., Dzepina, K., Dunlea, E., Docherty, K. S.,

- 5 DeCarlo, P. F., Salcedo, D., Onasch, T. B., Jayne, J. T., Miyoshi, T., Shimojo, A., Hatakeyama, S., Takegawa, N., Kondo, Y., Scheider, J., Drewnick, F., Borrmann, S., Weimer, S., Demerjian, K. L., Williams, P. I., Bower, K., Bahreini, R., Cottrell, L., Griffin, R. J., Rautiainen, J., Sun, J. Y., Zhang, Y. M., and Worsnop, D. R.: Ubiquity and dominance of oxygenated species in organic aerosols in anthropogenically-influenced Northern Hemisphere midlatitudes, *Geophys. Res. Lett.*, 34, L13801, doi:10.1029/2007GL029979, 2007.
- 10 Zhang, X., Cappa, C. D., Jathar, S. H., McVay, R. C., Ensberg, J. J., Kleeman, M. J., and Seinfeld, J. H.: Influence of vapor wall loss in laboratory chambers on yields of secondary organic aerosol, *Proceedings of the National Academy of Sciences*, 111, 5802-5807, 2014a.
- Zhang, X., Schwantes, R. H., McVay, R. C., Lignell, H., Coggon, M. M., Flagan, R. C., and Seinfeld, J. H.: Vapor wall deposition in Teflon chambers, *Atmos. Chem. Phys.*, 15, 4197-4214, 10.5194/acp-15-4197-2015, 2015.
- 15 Zhang, Y., Chapleski, R. C., Lu, J. W., Rockhold, T. H., Troya, D., and Morris, J. R.: Gas-surface reactions of nitrate radicals with vinyl-terminated self-assembled monolayers, *Physical Chemistry Chemical Physics*, 16, 16659-16670, 10.1039/C4CP01982B, 2014b.
- Zhang, Y., and Morris, J. R.: Hydrogen Abstraction Probability in Reactions of Gas-Phase NO₃ with an OH-Functionalized Organic Surface, *The Journal of Physical Chemistry C*, 119, 14742-14747, 10.1021/acs.jpcc.5b00562, 2015.
- 20 Zhao, Z., Husainy, S., Stoudemayer, C. T., and Smith, G. D.: Reactive uptake of NO₃ radicals by unsaturated fatty acid particles, *Physical Chemistry Chemical Physics*, 13, 17809-17817, 2011a.
- Zhao, Z. J., Husainy, S., and Smith, G. D.: Kinetics Studies of the Gas-Phase Reactions of NO₃ Radicals with Series of 1-Alkenes, Dienes, Cycloalkenes, Alkenols, and Alkenals, *J Phys Chem A*, 115, 12161-12172, 10.1021/jp206899w, 2011b.
- 25 Zheng, J., Zhang, R., Fortner, E., Volkamer, R., Molina, L., Aiken, A., Jimenez, J., Gaeggeler, K., Dommen, J., and Dusanter, S.: Measurements of HNO₃ and N₂O₅ using ion drift-chemical ionization mass spectrometry during the MILAGRO/MCMA-2006 campaign, *Atmos Chem Phys*, 8, 6823-6838, 2008.
- 30 Zheng, Y., Unger, N., Hodzic, A., Emmons, L., Knote, C., Tilmes, S., Lamarque, J. F., and Yu, P.: Limited effect of anthropogenic nitrogen oxides on secondary organic aerosol formation, *Atmos. Chem. Phys.*, 15, 13487-13506, 10.5194/acp-15-13487-2015, 2015.
- 35 Zhou, S., and Wenger, J. C.: Kinetics and products of the gas-phase reactions of acenaphthene with hydroxyl radicals, nitrate radicals and ozone, *Atmospheric Environment*, 72, 97-104, <http://dx.doi.org/10.1016/j.atmosenv.2013.02.044>, 2013.