

# A quantification method for heat-decomposable methylglyoxal oligomers and its application on 1,3,5-trimethylbenzene SOA

Maria Rodigast, Anke Mutzel, and Hartmut Herrmann\*

*Leibniz Institute for Tropospheric Research (TROPOS), Atmospheric Chemistry Dept. (ACD), Permoserstr. 15, D-04318 Leipzig, Germany*

\*Corresponding author. Tel: +49-341-2717-7024; fax: +49-341-271799-7024.

*E-mail address:* herrmann@tropos.de

For submission to: Atmospheric Chemistry and Physics

First submitted on July 02<sup>nd</sup> 2016, revised August 09<sup>th</sup>, 2016

---

## 1 Abstract

2 Methylglyoxal forms oligomeric compounds in the atmospheric aqueous particle phase, which could establish  
3 a significant contribution to the formation of aqueous secondary organic aerosol (aqSOA). Thus-far, no  
4 suitable method for the quantification of methylglyoxal oligomers is available despite the great effort spent for  
5 structure elucidation. In the present study a simplified method was developed to quantify heat-decomposable  
6 methylglyoxal oligomers as a sum parameter. The method is based on the thermal decomposition of oligomers  
7 into methylglyoxal monomers. Formed methylglyoxal monomers were detected using PFBHA (o-(2,3,4,5,6-  
8 pentafluorobenzyl)hydroxylamine hydrochloride) derivatisation and gas chromatography/mass spectrometry  
9 (GC/MS) analysis. The method development was focused on the heating time (varied between 15 and 48  
10 hours), pH during the heating process (pH = 1 - 7), and heating temperature (50°C, 100°C). The optimised  
11 values of these method parameters are presented.

12 The developed method was applied to quantify heat-decomposable methylglyoxal oligomers formed during  
13 the OH-radical oxidation of 1,3,5-trimethylbenzene (TMB) in the Leipziger aerosol chamber (LEAK).  
14 Oligomer formation was investigated as a function of seed particle acidity and relative humidity. A fraction of  
15 heat-decomposable methylglyoxal oligomers of up to 8% in the produced organic particle mass was found,  
16 highlighting the importance of those oligomers formed solely by methylglyoxal for SOA formation. Overall,  
17 the present study provides a new and suitable method for quantification of heat-decomposable methylglyoxal  
18 oligomers in the aqueous particle phase.

## 19 **1. Introduction**

20 Aromatic compounds represent a large fraction of the emitted hydrocarbons, contributing up to 52% to the  
21 total non-methane hydrocarbon mass at an industrial dominated site in China (Liu et al., 2008). One of these  
22 aromatic compounds is 1,3,5-trimethylbenzene (TMB), which was measured in the gas phase in concentrations  
23 ranging from 0.7 to 40.6  $\mu\text{g m}^{-3}$  (Gee and Sollars, 1998; Khoder, 2007). The gas-phase oxidation of 1,3,5-  
24 TMB leads to low-volatility oxidation products, which partition into the particle phase and form secondary  
25 organic aerosol (SOA). Oxidation products of 1,3,5-TMB were investigated in a number of literature studies  
26 (e. g. Huang et al., 2015; Baltensperger et al., 2005; Kalberer et al., 2004; Kalberer et al., 2006; Paulsen et al.,  
27 2005; Healy et al., 2008; Cocker et al., 2001; Smith et al., 1999; Metzger et al., 2008; Wyche et al., 2009; Yu  
28 et al., 1997). Methylglyoxal was found as one of the most important oxidation product (Metzger et al., 2008;  
29 Healy et al., 2008; Cocker et al., 2001; Smith et al., 1999; Wyche et al., 2009; Baltensperger et al., 2005;  
30 Rickard et al., 2010; Kalberer et al., 2004; Yu et al., 1997; Kleindienst et al., 1999; Müller et al., 2012; Nishino  
31 et al., 2010; Hamilton et al., 2003; Tuazon et al., 1986; Bandow and Washida, 1985; Lim and Turpin, 2015)  
32 contributing with a fraction of up to 2% to the particle mass (Healy et al., 2008; Cocker et al., 2001).  
33 Methylglyoxal has often been described to form oligomeric compounds in the aqueous particle phase (see, e.  
34 g. Herrmann et al., 2015 for an overview; De Haan et al., 2009; Kalberer et al., 2004; Loeffler et al., 2006;  
35 Zhao et al., 2006; Sareen et al., 2010; Altieri et al., 2008), which are supposed to play an important role in the  
36 formation of aqueous secondary organic aerosols (aqSOA; e. g. Kalberer et al., 2004).

37 In general, oligomeric compounds can be formed in the aqueous particle phase through aldol  
38 condensation (e. g. Tilgner and Herrmann, 2010; Sareen et al., 2010; Sedehi et al., 2013; Krizner et al., 2009;  
39 Barsanti and Pankow, 2005; De Haan et al., 2009; Yasmeen et al., 2010), acetal/hemiacetal formation (Kalberer  
40 et al., 2004 and Yasmeen et al., 2010), esterification (Altieri et al., 2008; Sato et al., 2012; Tan et al., 2010; De  
41 Haan et al., 2011; Sedehi et al., 2013), imine formation (Altieri et al., 2008; Sato et al., 2012; Tan et al., 2010;  
42 De Haan et al., 2011; Sedehi et al., 2013), hydrolysis of epoxides (Paulot et al., 2009; Surratt et al., 2010),  
43 polymerisation, and radical – radical reactions (Schaefer et al., 2015; Tan et al., 2012; Lim et al., 2013).  
44 During the last decade, huge efforts were undertaken to detect and identify oligomeric compounds. As it can  
45 be seen in Table 1, a number of mass spectrometric methods were used including (matrix assisted) laser  
46 desorption/ionisation mass spectrometry (MALDI-MS, LDI-MS), Fourier transform ion cyclotron resonance  
47 mass spectrometry (FT-ICR-MS), electrospray ionisation mass spectrometry and electrospray ionisation  
48 tandem mass spectrometry (ESI/MS, ESI/MS/MS). In addition, spectroscopic methods like UV/Vis  
49 (ultraviolet-visible spectroscopy), FTIR (Fourier transform infrared spectroscopy), and NMR (nuclear  
50 magnetic resonance spectroscopy) analysis were used for identification.

51 Despite the past effort for structure elucidation of oligomeric compounds a suitable quantification  
52 method is not available. Mostly, an overall contribution of oligomers to the particle mass was determined  
53 using, e.g., a volatility tandem differential mobility analyser (VTDMA). Kalberer et al. (2004) determined an  
54 oligomer contribution of 50% to the particle mass formed by the photooxidation of 1,3,5-TMB. In a further  
55 experiment, oligomer mass fractions of 80% and 90% were determined with a VTDMA-based approach for  
56 1,3,5-TMB and  $\alpha$ -pinene (Kalberer et al., 2006). Alfarrá et al. (2006) investigated the photooxidation of 1,3,5-  
57 TMB and found an increase of the oligomer fraction of 3.1 and 3.7%  $\text{hour}^{-1}$ . A particulate oligomer fraction of  
58 50% was reported for 1,3,5-TMB and  $\alpha$ -pinene by Baltensperger et al. (2005). Dommen et al. (2006) detected

59 a contribution of oligomers to the organic particle mass increasing from 27% to 44% in the first 5 hours of the  
60 photooxidation of isoprene. Nguyen et al. (2011) investigated oligomers from isoprene photooxidation with  
61 ESI-MS and nano-DESI-MS (nanospray desorption electrospray ionisation) connected to a high resolution  
62 linear ion trap (LTQ-) orbitrap. They calculated an oligomer fraction of 80 – 90%.

63 De Haan et al. (2009) estimated the oligomer fraction formed by methylglyoxal in the aqueous phase  
64 with NMR concluding 37% of methylglyoxal are dimers and oligomers. In another approach it was estimated  
65 that after 4 days in aqueous particles containing amino acids, 15% of the carbonyl compounds are oligomers  
66 (Noziere et al., 2007). Contrary, with ammonium sulfate particles 30% of the carbonyl compounds are  
67 converted into oligomers (Noziere et al., 2007). These estimations are based on the rate constants for oligomer  
68 formation which were determined in the study by Noziere et al. (2007). Besides these estimations,  
69 quantification of oligomeric compounds was also conducted using surrogate compounds (Surratt et al., 2006,  
70 Zappoli et al., 1999, and Gao et al., 2004) or synthesised authentic standards (Birdsall et al., 2013).

71 In summary, a variety of methods exists which quantify the fraction of oligomeric compounds derived  
72 from methylglyoxal, but the results are contradicting due to the lack of a suitable method for quantification  
73 and second, due to different reaction conditions used in the studies. Thus, the present study presents a  
74 fundamental approach for a reliable quantification of methylglyoxal oligomers in laboratory-generated SOA.  
75 The method is applicable for any oligomeric compounds, which can be decomposed into methylglyoxal  
76 monomers during the heating process at a temperature of 100 °C. As the oligomerisation mechanisms leading  
77 to the quantified oligomeric compounds are not known, it cannot be specified if the oligomers are reversibly  
78 or irreversibly formed. In addition, it cannot be excluded that there exist oligomers, which are not  
79 decomposable into their methylglyoxal monomers through the heating process. Thus, the quantified oligomers  
80 are termed as heat-decomposable methylglyoxal oligomers.

81

## 82 **2. Experimental**

### 83 2.1 Chemicals and standards

84 1,3,5-TMB ( $\geq 99.8\%$ ), hydrochloric acid (37%), tetramethylethylene (99%), and sodium hydroxide  
85 (50 – 52%) were obtained from Sigma-Aldrich (Hamburg, Germany). *O*-(2,3,4,5,6-pentafluorobenzyl)-  
86 hydroxylamine hydrochloride ( $\geq 99\%$ ), methylglyoxal (40% in water), and ammonium hydrogensulfate (98%)  
87 were purchased from Fluka (Hamburg, Germany). Sulfuric acid (98%) was obtained from Merck KGaA  
88 (Darmstadt, Germany). Dichloromethane (Chromasolv 99.8%) was obtained from Riedel-de Haen (Seelze,  
89 Germany) and ammonium sulfate (99.5%) was purchased from Carl Roth (Karlsruhe, Germany). Ultrapure  
90 water was used to prepare the seed particle solutions, the authentic standards, and to extract the filter samples  
91 (Milli-Q gradient A 10, 18.2 M $\Omega$  cm, 3 ppb TOC, Millipore, USA).

92

### 93 2.2 Chamber experiments

94 The OH-radical oxidation of 1,3,5-TMB was investigated in the LEipzigiger AerosolKammer (LEAK). A  
95 detailed description of the aerosol chamber can be found elsewhere (Mutzel et al., 2016). The conditions of  
96 the experimental runs are summarised in Table 2. The experiments were conducted in the presence of  
97 ammonium bisulfate particles or ammonium sulfate particles mixed with sulfuric acid to achieve different seed  
98 acidities. In order to investigate OH-radical oxidation of 1,3,5-TMB at low NO<sub>x</sub> levels (< 1 ppb) and under

99 dark conditions the ozonolysis of tetramethylethylene (TME) was used as OH-radical source (Berndt and  
100 Böge, 2006). The cycloaddition of ozone to TME yields a primary ozonide, which reacts further and forms a  
101 stabilised Criegee Intermediate (sCI). The sCI decomposes via the hydroperoxide channel, leading to the  
102 formation of OH radicals (Gutbrod et al., 1996) with a yield of  $0.92 \pm 0.08$  (Berndt and Böge, 2006). O<sub>3</sub> was  
103 produced by UV irradiation of O<sub>2</sub> with an O<sub>2</sub> flow rate of 5 L minute<sup>-1</sup>. It was injected at the beginning of the  
104 experiments and  $\approx 26$  ppbv of TME was introduced into the aerosol chamber in steps of 15 minutes. 1,3,5-  
105 TMB ( $\approx 92$  ppb) was injected into the aerosol chamber using a microliter-syringe. The oxidation of 1,3,5-TMB  
106 was studied at relative humidities (RH) between  $\approx 0\%$  and 75% adjusted by flushing the aerosol chamber with  
107 humid or dry air. The consumption of the precursor compound ( $\Delta$ HC) was monitored over a reaction time of  
108 90 minutes with a proton-transfer-reaction time-of-flight mass spectrometer (PTR-TOF MS; 8000, IONICON  
109 Analytik, Innsbruck, Germany). The volume size distribution of the seed particles was measured with a  
110 scanning mobility particle sizer (SMPS; 3010; TSI, USA). An average density of 1 g cm<sup>-3</sup> was used to calculate  
111 the increase of the organic particle mass ( $\Delta$ M). To collect the particle phase after the experiments, 1.2 m<sup>3</sup> of  
112 the chamber volume was sampled on a PTFE filter (borosilicate glass fiber filter coated with fluorocarbon, 47  
113 mm in diameter, PALLFLEX T60A20, PALL, NY, USA) connected to a XAD-4 coated denuder (URG-2000-  
114 30B5, URG Corporation, Chapel Hill, NC, USA) (Kahnt et al., 2011) to avoid artefacts caused by adsorption  
115 of gas-phase organic compounds onto the filter.

116

## 117 2.3 Sample preparation

118 For method development, PTFE filter samples from aerosol chamber experiments were used. The following  
119 method parameters were investigated: heating time, pH during the heating process, and heating temperature  
120 (Table 3). Filter samples from the same experiments were used for the optimisation of the respective method  
121 parameters.

122

### 123 2.3.1 Filter extraction

124 Two halves of the PTFE filters were cut into small pieces. Each filter half was extracted separately with 1 mL  
125 H<sub>2</sub>O for 30 minutes using an orbital shaker (700 rpm, revolutions per minutes). They were shaken again  
126 separately with 1 mL H<sub>2</sub>O for 30 minutes and flushed at the end of the procedure with 1 mL H<sub>2</sub>O resulting in  
127 two 3 mL extracts. Notably, the extraction efficiency was not investigated in the present study, thus it is not  
128 known. Water was used as extracting reagent, because organic solvents like methanol and acetonitrile have  
129 lower boiling points than water, thus lower heating temperatures can be applied for the decomposition of the  
130 oligomers. Besides this, organic solvents like methanol and acetonitrile are miscible with dichloromethane,  
131 thus an extraction of the derivatised methylglyoxal with dichloromethane prior the injection into GC/MS would  
132 not be possible. The extract of one half of the filter was used for oligomer measurements (extract 1) and with  
133 the second one methylglyoxal monomers were quantified which were not a building block of oligomers  
134 (extract 2). A detailed description of the derivatisation procedure can be found in Rodigast et al. (2015).

135

### 136 2.3.2 Derivatisation procedure

137 *Extract 1 – heat-decomposable methylglyoxal oligomers*

138 For quantification of heat-decomposable methylglyoxal oligomers the extract was acidified and heated to  
139 decompose the oligomeric bonds. The pH was adjusted with hydrochloric acid (37%) or sodium hydroxide  
140 ( $1 \text{ mol L}^{-1}$ ) to pH = 1, 3, 5, and 7 while heating temperatures of  $50^\circ\text{C}$  and  $100^\circ\text{C}$  were investigated. For the  
141 derivatisation of the formed monomeric methylglyoxal,  $300 \mu\text{L}$  of *o*-(2,3,4,5,6-  
142 pentafluorobenzyl)hydroxylamine hydrochloride (PFBHA,  $5 \text{ mg mL}^{-1}$ ) was added to the sample solution after  
143 2 minutes of the heating process. Different heating times were tested varying between 15 hours and 48 hours.  
144 After the derivatisation was complete, the extracts were allowed to cool down to room temperature.

145

#### 146 *Extract 2 – Methylglyoxal monomer*

147 The second half of the filters was used to quantify monomeric methylglyoxal including also singly and doubly  
148 hydrated methylglyoxal, which can be hydrolysed at room temperature into monomers. The filters were  
149 prepared according to the method described by Rodigast et al. (2015), thus  $300 \mu\text{L}$  of an aqueous PFBHA  
150 solution ( $5 \text{ mg mL}^{-1}$ ) was added to the filter extracts. After a derivatisation time of 24 hours at room  
151 temperature the derivatised methylglyoxal monomers were extracted.

152

#### 153 2.3.3 Extraction for GC/MS analysis

154 After derivatisation of both filter extracts (extract 1 and 2), derivatised methylglyoxal was extracted at pH = 1  
155 for 30 minutes with  $250 \mu\text{L}$  of dichloromethane using an orbital shaker (1500 rpm; Rodigast et al., 2015).  $1 \mu\text{L}$   
156 of the organic phase was injected into GC/MS for analysis. The measurements were repeated for three times  
157 to ensure reliable GC/MS signals.

158 For quantification, a 5-point calibration was performed at the beginning of each chromatographic run using a  
159 standard solution of methylglyoxal in a concentration range of  $0.13$  to  $8 \mu\text{mol L}^{-1}$ .

160

#### 161 2.4 Instrumentation

162 The samples were analysed using a GC System (6890 Series Agilent Technologies, Frankfurt, Germany)  
163 coupled with an electron ionisation quadrupole mass spectrometer in splitless mode with an inlet temperature  
164 of  $250^\circ\text{C}$  (Agilent 5973 Network mass selective detector, Frankfurt, Germany). The derivatives were separated  
165 with a HP-5MS UI column (Agilent J & W GC columns,  $30 \text{ m} \times 0.25 \text{ mm} \times 0.25 \mu\text{m}$ ) using the following  
166 temperature program:  $50^\circ\text{C}$  isothermal for 2 minutes and elevated to  $230^\circ\text{C}$  ( $10^\circ\text{C minute}^{-1}$ ). The temperature  
167 of  $230^\circ\text{C}$  was held constant for 1 minute and ended with  $320^\circ\text{C}$  for 10 minutes, thus the method has a run time  
168 of 36 minutes.

169

### 170 **3. Results**

171 Hastings et al. (2005) investigated the influence of the temperature of the GC inlet on the detection of  
172 oligomeric compounds. These authors concluded that oligomers decompose into monomer building blocks at  
173 higher inlet temperatures ( $\geq 120^\circ\text{C}$ ) which caused problems for oligomer quantification. In the present study a  
174 quantification method is proposed to decompose heat-decomposable oligomers into methylglyoxal monomers  
175 due to heating, acidification and PFBHA derivatisation prior GC/MS injection.

176 (E) and (Z) isomers of methylglyoxal were formed during PFBHA derivatisation resulting in two peaks in the  
177 GC/MS chromatogram. For quantification, the sum of these peaks was used to avoid an over- or  
178 underestimation of methylglyoxal due to variations of the isomer peak ratio during the heating process.

179

### 180 **3.1 Method development**

#### 181 *Influence of heating time*

182 The influence of the heating time was examined with PTFE filters which were sampled after OH-radical  
183 oxidation of 1,3,5-TMB at RH = 75% in the presence of  $\text{NH}_4\text{HSO}_4$  seed particles (experiment #3). To  
184 investigate the effect of the heating time on the decomposition of the heat-decomposable oligomeric  
185 compounds, the aqueous filter extracts (extract 1) were acidified to pH = 1 and heated to 100°C for  
186 15 – 48 hours. The results were compared to the unheated aqueous filter extracts (extract 2) to determine the  
187 increase of methylglyoxal concentration due to decomposition of the heat-decomposable oligomers.  
188 Additionally, a  $6.25 \mu\text{mol L}^{-1}$  standard solution of methylglyoxal was acidified and heated for different times  
189 to exclude an effect of the heating process on the derivatisation. The results are illustrated in Fig. 1a.

190 The highest methylglyoxal concentration can be found after a heating time of 24 hours. The methylglyoxal  
191 concentration was about six times higher ( $c = 1.82 \pm 0.14 \mu\text{mol L}^{-1}$ ) in comparison to the unheated filter extract  
192 ( $c = 0.29 \pm 0.01 \mu\text{mol L}^{-1}$ ). To exclude that the higher methylglyoxal concentrations were only a result of a  
193 better PFBHA derivatisation during heating, a methylglyoxal standard solution was also heated for 24 hours  
194 (Fig. 1b). A methylglyoxal concentration of  $c = 5.32 \pm 0.05 \mu\text{mol L}^{-1}$  was found, which corresponds to a  
195 recovery of  $\approx 85\%$ . Thus, an effect of the heating process on the derivatisation can be excluded indicating that  
196 the higher methylglyoxal concentration was caused by decomposition of heat-decomposable oligomers into  
197 monomers.

198 One filter extract was heated for 15 hours and allowed to stand at room temperature for 9 hours  
199 (sample a) to reach a total derivatisation time of 24 hours (as it was optimised for PFBHA derivatisation by  
200 Rodigast et al., 2015). To exclude reoligomerisation processes of methylglyoxal in sample a, one filter extract  
201 was heated for 15 hours and measured directly after the heating process (sample b). As it can be seen in Fig. 1a  
202 both filter samples (sample a and b) showed lower methylglyoxal concentrations than after heating for 24  
203 hours. The lower methylglyoxal concentration of sample b might be caused by an incomplete derivatisation  
204 due to the immediate measurement of the filter extract after 15 hours heating time. In comparison, the lower  
205 concentration in sample a might be caused by reoligomerisation of methylglyoxal.

206 To probe this hypothesis a  $6.25 \mu\text{mol L}^{-1}$  methylglyoxal standard was heated for 15 hours and  
207 measured immediately (like sample a) or, alternatively, was allowed to stand at room temperature for 9 hours  
208 (like sample b). In Fig. 1b a lower methylglyoxal concentration can be observed for the immediately measured  
209 sample ( $3.11 \pm 0.20 \mu\text{mol L}^{-1}$ ) compared to the sample after 9 hours at room temperature  
210 ( $5.84 \pm 0.27 \mu\text{mol L}^{-1}$ ). Thus, it can be concluded that a derivatisation time of 24 hours is needed for a complete  
211 derivatisation despite the heating process. This supports the hypothesis that methylglyoxal monomers were not  
212 completely derivatised, if the filter sample was heated for 15 hours and directly measured (sample b). Based  
213 on the incomplete derivatisation after 15 hours heating time, methylglyoxal monomers are able to react again  
214 under oligomer formation during the 9 hours at room temperature. The rate constants are reported to be  
215  $k = 5 \times 10^{-6} \text{ M}^{-1} \text{ minutes}^{-1}$  for ammonium ion catalysed and  $k \leq 1 \times 10^{-3} \text{ M}^{-1} \text{ minutes}^{-1}$  for  $\text{H}_3\text{O}^+$  catalysed aldol

216 reaction (Sareen et al., 2010). Naturally, both of these ions are present in the aqueous filter extract. Despite the  
217 oligomerisation of methylglyoxal monomers during the 9 hours at room temperature, the derivatisation  
218 proceeds as well during this time leading to higher methylglyoxal concentrations in sample b than in sample  
219 a, which was directly measured after 15 hours heating (Fig. 1a).

220 Longer heating times than 24 hours (30 and 48 hours) led to lower methylglyoxal concentrations in  
221 the filter samples as well. A possible explanation might be the decomposition of the derivatised compound  
222 during the long heating process. As no decrease of the concentration was observed in the methylglyoxal  
223 standard solution (Fig. 1b) the loss of the derivatisation group is unlikely as a reason for the lower  
224 concentrations. Thus, it can be speculated that the low methylglyoxal concentrations in the filter samples are  
225 a result of further reactions with particle-phase species, which do not exist in the standard samples. Based on  
226 the outlined results, a heating time of 24 hours was chosen.

227 The pH during the heating process was investigated as well.

228

### 229 *Influence of pH*

230 The effect of the pH was examined with PTFE filters, which were sampled after OH-radical oxidation of 1,3,5-  
231 TMB at RH = 50% in the presence of  $\text{NH}_4\text{HSO}_4$  particles (experiment #2). The pH was varied between pH =  
232 1 and pH = 7.

233 As it can be seen in Fig. 2a the highest methylglyoxal concentration can be found at pH = 1. The methylglyoxal  
234 concentration was about two times higher at pH = 1 ( $c = 1.01 \pm 0.11 \mu\text{mol L}^{-1}$ ) compared to the filter extract,  
235 which was neither heated nor acidified ( $c = 0.45 \pm 0.01 \mu\text{mol L}^{-1}$ ). An increasing pH leads to a lower  
236 methylglyoxal concentration, which can be observed for filter samples (Fig. 2a) as well as for the  
237 methylglyoxal standard solution (Fig. 2b). As this was observed for both types of samples it appears that the  
238 pH influences the derivatisation and/or the oligomer decomposition. No influence of the pH on the PFBHA  
239 derivatisation reaction was reported by Rodigast et al. (2015) indicating the effect of the pH is connected to  
240 thermal decomposition of the heat-decomposable oligomeric compounds. In summary, based on these results  
241 pH = 1 was used.

242

### 243 *Influence of heating temperature*

244 The effect of the heating temperature was examined with filter samples of experiment #2. The heating  
245 temperature was varied between 50°C and 100°C and the filter extracts were heated for 24 hours at pH = 1. A  
246 temperature above 100°C cannot be used to avoid evaporation of water and/or target compounds. Fig. 3a shows  
247 the influence of the temperature on the decomposition of the heat-decomposable methylglyoxal oligomers into  
248 monomers. Higher concentration of methylglyoxal can be detected with higher temperature. The results  
249 illustrated in Fig. 3a indicate that a higher temperature than 50°C is needed to decompose the oligomeric  
250 compounds. In comparison to the filter, which was neither acidified nor heated, the concentration increased by  
251 a factor of two if the extract was heated to 100°C. Fig. 3b shows no significant influence of the temperature  
252 on the methylglyoxal standard solution. Thus, an influence of the heating temperature on the derivatisation  
253 procedure can be excluded.

254 Based on these results, the PTFE filter extracts from the aerosol chamber experiments were acidified  
255 to pH = 1 and heated for 24 hours to 100°C to decompose heat-decomposable oligomeric compounds into

256 methylglyoxal. According to the literature studies other carbonyl compounds can be expected as particle-phase  
257 products, e.g., propionaldehyde (Cocker et al., 2001), glyoxal (Cocker et al., 2001; Huang et al., 2015), 2-  
258 methyl-4-oxo-2-pentenal (Healy et al., 2008; Huang et al., 2014), glycolaldehyde (Cocker et al., 2001) and  
259 3,5-dimethylbenzaldehyde (Huang et al., 2014). Noticeably, no carbonyl compounds other than methylglyoxal  
260 were identified, which showed an increase after thermal decomposition.

261 The developed quantification method was afterwards applied to laboratory-generated SOA formed  
262 during further oxidation experiments of 1,3,5-TMB to investigate the influence of seed particle acidity and  
263 relative humidity on the oligomer content.

264

### 265 **3.2 SOA yield and growth curves of 1,3,5-TMB oxidation**

266 SOA formation of 1,3,5-TMB was investigated in a number of literature studies mostly in the presence of  $\text{NO}_x$   
267 and under variation of the hydrocarbon to  $\text{NO}_x$  ratio ( $[\text{HC}]/[\text{NO}_x]$  ratio). Healy et al. (2008) determined SOA  
268 yields ( $Y_{\text{SOA}}$ ) of 1,3,5-TMB photooxidation ranging from 4.5 to 8.3%. Further studies determined  $Y_{\text{SOA}}$   
269 between 0.29% and 15.6% (Table 4) under variation of the  $[\text{HC}]/[\text{NO}_x]$  ratio concluding SOA formation is  
270 enhanced at low  $\text{NO}_x$  mixing ratios (Sato et al., 2012; Kleindienst et al., 1999; Baltensperger et al., 2005;  
271 Wyche et al., 2009; Odum et al., 1997; Paulsen et al., 2005; Cocker et al., 2001). Only Cao and Jang (2007)  
272 investigated SOA yields in the absence of  $\text{NO}_x$  and reported values between 7.1 and 13.8%. The SOA yields  
273 were also determined in the present study for all conducted experiments based on the ratio of  $\Delta\text{M}$  to  $\Delta\text{HC}$   
274 (Table 2). Notably, the SOA yields of 1,3,5-TMB are not corrected for the wall loss to the surface of the aerosol  
275 chamber, which might possibly lead to an underestimation of the reported SOA yields.  $Y_{\text{SOA}}$  varied between 4  
276 and 7% dependent on reaction conditions and is in good agreement to literature values.

277 For a further investigation of SOA-formation processes of 1,3,5-TMB, Fig. 4a illustrates the  
278 dependency between the consumption of 1,3,5-TMB ( $\Delta\text{HC}$ ) and the produced organic particle mass ( $\Delta\text{M}$ ).  
279 Particle growth started directly after the experiment was initialised indicating that the oxidation leads  
280 immediately to the formation of condensable products as first-generation oxidation products. These products  
281 condense on the pre-existing seed particles resulting in the immediate particle growth observed in Fig. 4a.  
282 Differences of the growth curves in dependence on the seed particles ( $\text{NH}_4\text{HSO}_4$  and  $(\text{NH}_4)_2\text{SO}_4/\text{H}_2\text{SO}_4$ ) were  
283 not observed concluding that the seed particle acidity (Table 5) has no influence on the SOA formation of  
284 1,3,5-TMB. Cao and Jang (2007) found also only a small influence of seed particle acidity on SOA formation.

285 Fig. 4a showed great differences in the growth curves under variation of RH. The RH value can have  
286 an influence on the phase state of the particles which, in turn, has an effect on the partitioning of the compounds  
287 into the particles as well as on particle-phase reactions (Ziemann, 2010; Saukko et al., 2012). The  
288 deliquescence RH of  $(\text{NH}_4)_2\text{SO}_4$  and  $\text{NH}_4\text{HSO}_4$  seed particles are known from literature to be 79% and 39%,  
289 respectively (Cziczo et al., 1997). Thus, pure  $\text{NH}_4\text{HSO}_4$  seed particles are liquid at the applied RH values of  
290 50% and 75% and solid at  $\text{RH} = 0\%$  while  $(\text{NH}_4)_2\text{SO}_4$  seed particles are solid over the whole RH range.  
291 Nevertheless, in the present study the particles are a mixture of inorganic and partitioned organic compounds.  
292 Organic compounds might change the phase state of the particles (Bertram et al., 2011) due to an influence on  
293 the deliquescence point (Andrews and Larson, 1993; Lightstone et al., 2000) as well as the hygroscopic  
294 behaviour of the particles (Lightstone et al., 2000; Prenni et al., 2003; Chen and Lee, 1999). Virtanen et al.,  
295 2010 postulated that particles are in an amorphous solid state if oligomeric compounds are present in the



296 particles. Thus, it can be speculated that the particles in the present study containing a fraction of up to 8% of  
297 oligomeric compounds might be in an amorphous solid phase state. It was assumed, that the further reactions  
298 in the particle phase might be inhibited in solid particles (Saukko et al., 2012) thus, further oligomerisation or  
299 other reactions might become less effective after a certain fraction of oligomers exist in the particles. In  
300 addition, the partitioning of methylglyoxal monomers can be inhibited into solid particles (Saukko et al., 2012),  
301 which then might also lead to lower oligomer fractions in SOA. Thus, it might be possible that the phase state  
302 influences  $\Delta M$  and the SOA yields.  $\Delta M$  is the highest at RH = 0% ( $\Delta M = 18.1 - 19.7 \mu\text{g m}^{-3}$ ) whereas  $\Delta M$  is  
303 the lowest under humid conditions (RH = 50% and 75%,  $\Delta M = 11.3 - 11.7 \mu\text{g m}^{-3}$  and  $13.9 - 14.2 \mu\text{g m}^{-3}$ ).  
304 Due to the variation of RH in the aerosol chamber the liquid water content (LWC) of the particles is changing  
305 (Table 5). The LWC was calculated using model II from the extended aerosol thermodynamic model (E-AIM;  
306 Clegg et al., 1998). With increasing RH the LWC of the seed particle increases as well. The LWC of the seed  
307 particles influences i) the partitioning of the compounds from the gas phase into the particle phase and ii) the  
308 formation and/or further reaction in the particle phase (Zuend et al., 2010; Cocker et al., 2001; Seinfeld et al.,  
309 2001; Fick et al., 2003). These two effects might influence the SOA formation under different relative  
310 humidities.

311 An effect can also be seen in Fig. 4b. The SOA formation is enhanced at RH = 0% leading to the  
312 highest SOA yields of  $Y_{\text{SOA}} \approx 7\%$  for both seed particles. Higher RH values resulted in lower  $Y_{\text{SOA}}$  between 4  
313 and 5%. These findings are in good agreement with the study by Cao and Jang (2007), which observed lower  
314  $Y_{\text{SOA}}$  values at elevated RH.

315 The influence of RH on SOA formation is controversial (Hennigan et al., 2008; Fick et al., 2003;  
316 Edney et al., 2000; Saxena and Hildemann, 1996; Baker et al., 2001; Hasson et al., 2001, Cocker et al., 2001).  
317 Edney et al. (2000) and Seinfeld et al. (2001) reported an enhanced SOA formation of hydrophilic compounds  
318 under humid conditions and a lowered SOA formation of hydrophobic compounds. This is also supported by  
319 Saxena and Hildemann (1996), which found an enhanced partitioning of organic compounds with several  
320 hydroxyl groups at higher LWCs of the particles. This might lead to the conclusion that the OH-radical  
321 oxidation of 1,3,5-TMB results in the formation of hydrophobic compounds which showed an enhanced  
322 partitioning under dry conditions. Additionally, it can be speculated that the formation of oligomeric  
323 compounds can be enhanced at lower RH values resulting in higher  $Y_{\text{SOA}}$  due to the increasing conversion of  
324 the monomeric building blocks and their enhanced partitioning into the particle phase.

325

### 326 **3.3 Particulate methylglyoxal**

327 Methylglyoxal is reported in the literature as an important oxidation product of 1,3,5-TMB (Metzger et al.,  
328 2008; Healy et al., 2008; Cocker et al., 2001; Smith et al., 1999; Wyche et al., 2009; Baltensperger et al., 2005;  
329 Rickard et al., 2010; Kalberer et al., 2004; Yu et al., 1997; Kleindienst et al., 1999; Müller et al., 2012; Nishino  
330 et al., 2010; Hamilton et al., 2003; Tuazon et al., 1986; Bandow and Washida, 1985) with yields in the particle  
331 phase between 0.7 and 2%.

332 The fraction of methylglyoxal in the particle phase in dependency on the reaction conditions is shown  
333 in Fig. 5a, with resulting fractions between  $\approx 0.6\%$  and  $\approx 2.2\%$ . With increasing RH the fraction decreases for  
334 both seed particles. Methylglyoxal has the highest fraction under dry conditions ( $1.73 \pm 0.20\%$  and  
335  $2.17 \pm 0.20\%$  for  $\text{NH}_4\text{HSO}_4$  and  $(\text{NH}_4)_2\text{SO}_4/\text{H}_2\text{SO}_4$ ) and with  $(\text{NH}_4)_2\text{SO}_4/\text{H}_2\text{SO}_4$  seed particles.

336 Healy et al. (2008) measured a contribution of methylglyoxal to SOA mass of  $2.06 \pm 0.08\%$  from the  
337 photooxidation of 1,3,5-TMB in the presence of  $\text{NO}_x$  at  $\text{RH} = 50\%$ . In the present study a methylglyoxal  
338 fraction of  $1.24 \pm 0.04\%$  for  $\text{NH}_4\text{HSO}_4$  seed particles and  $0.80 \pm 0.08\%$  for  $(\text{NH}_4)_2\text{SO}_4/\text{H}_2\text{SO}_4$  seed particles  
339 was determined at  $\text{RH} = 50\%$ . Thus, the contribution is slightly lower than measured by Healy et al. (2008).  
340 In comparison, Cocker et al., 2001 measured a particulate fraction of  $0.72\%$ .

341 The dependency of particulate methylglyoxal on  $\text{RH}$  could be a result of the influence of  $\text{RH}$  on the  
342 partitioning from the gas- into the particle phase or on further reactions in the particle phase forming oligomers.  
343 The formation of oligomeric compounds from methylglyoxal has been investigated in a number of studies  
344 (e. g. De Haan et al., 2009; Kalberer et al., 2004; Loeffler et al., 2006; Zhao et al., 2006; Sareen et al., 2010;  
345 Altieri et al., 2008).

346

### 347 **3.4 Heat-decomposable methylglyoxal oligomers**

348 A method was developed to determine the contribution of heat-decomposable methylglyoxal oligomers to the  
349 produced organic particle mass  $\Delta\text{M}$ . The method is based on the thermal decomposition of the heat-  
350 decomposable methylglyoxal oligomers into monomers. Thus, the concentration of monomeric methylglyoxal  
351 was determined prior and after thermal decomposition. The concentrations were converted into the fraction of  
352 methylglyoxal oligomers of  $\Delta\text{M}$  using the molar mass of methylglyoxal ( $M_w = 72.06 \text{ g mol}^{-1}$ ). An oligomer  
353 fraction of  $\approx 2$  up to  $\approx 8\%$  was determined.

354 Fig. 5b shows the dependency of the detected heat-decomposable methylglyoxal oligomers on the  
355 relative humidity with  $\text{NH}_4\text{HSO}_4$  and  $(\text{NH}_4)_2\text{SO}_4/\text{H}_2\text{SO}_4$  seed particles. In the presence of  $\text{NH}_4\text{HSO}_4$  seed  
356 particles the highest oligomer fraction ( $8.2 \pm 0.7\%$ ) can be observed with  $\text{RH} = 0\%$  whereas in the presence of  
357  $(\text{NH}_4)_2\text{SO}_4/\text{H}_2\text{SO}_4$  seed particles the oligomer fraction is the lowest ( $2.1 \pm 0.4\%$ ) under dry conditions  
358 ( $\text{RH} = 0\%$ ). A possible explanation for the opposite trend of the oligomer fractions with  $\text{RH}$  between  $\text{NH}_4\text{HSO}_4$   
359 and  $(\text{NH}_4)_2\text{SO}_4/\text{H}_2\text{SO}_4$  seed particles could be different oligomer formation mechanism caused by different  
360 seed particle acidity. The type of accretion reaction might change with  $\text{pH}$  (Yasmeen et al., 2010). In Table 5  
361 the  $\text{pH}$  of the seed particles was calculated with E-AIM.  $\text{NH}_4\text{HSO}_4$  particles have  $\text{pH} = 0.1$  and  $1.2$  at  
362  $\text{RH} = 50\%$  and  $75\%$ . In comparison  $(\text{NH}_4)_2\text{SO}_4/\text{H}_2\text{SO}_4$  seed particles are less acidic ( $\text{pH} = 4.0$  at  $\text{RH} = 50\%$  and  
363  $\text{pH} = 4.2$  at  $\text{RH} = 75\%$ ).

364 It was postulated by Yasmeen et al. (2010) that a lower  $\text{pH}$  ( $\text{pH} < 3.5$ ) favor acetal/hemiacetal  
365 formation whereas at high  $\text{pH}$  ( $\text{pH} = 4 - 5$ ) aldol condensation are more relevant. This has been supported by  
366 Sedehi et al. (2013) and Sareen et al. (2010).

367 Thus, in the presence of strong acidic  $\text{NH}_4\text{HSO}_4$  seed particles acetal/hemiacetal formation might be  
368 the favored oligomer formation mechanism. Oligomerisation via acetal/hemiacetal formation occurs under a  
369 reversible water loss (Yasmeen et al., 2010). As higher  $\text{RH}$  values in the aerosol chamber LEAK leads to higher  
370 LWCs of the seed particles (Table 5) the chemical equilibrium of the reaction shifts towards the precursor  
371 compound resulting in a lower methylglyoxal oligomer fraction (Kalberer et al., 2004; Liggió et al., 2005). In  
372 addition, the  $\text{pH}$  of  $\text{NH}_4\text{HSO}_4$  particles decreases with decreasing  $\text{RH}$  (Table 5) thus acid-catalysed  
373 acetal/hemiacetal formation might be enhanced under dry conditions due to a lower  $\text{pH}$  (Liggió et al., 2005).

374 In the presence of  $(\text{NH}_4)_2\text{SO}_4/\text{H}_2\text{SO}_4$  seed particles the oligomer fraction increases with increasing  
375  $\text{RH}$  (Fig. 5b). As it was mentioned, aldol condensation can be assumed as the favored accretion reaction under

376 these conditions (Yasmeen et al., 2010). Aldol condensation includes as a first step aldol addition followed by  
377 a loss of water. The loss of water is irreversible, thus the aldol condensation will not be inhibited with higher  
378 LWC of the seed particles.

379 Other accretion reactions can contribute to the formation of heat-decomposable methylglyoxal  
380 oligomers with  $(\text{NH}_4)_2\text{SO}_4/\text{H}_2\text{SO}_4$  seed particles as well. Altieri et al. (2008) detected products formed through  
381 acid-catalysed esterification at  $\text{pH} \approx 4$ . This equilibrium reaction involves the reversible loss of water as it was  
382 reported for acetal/hemiacetal formation (Lim et al., 2010). Thus, it can be expected that with higher LWCs  
383 the contribution of esterification reactions to oligomer formation decreases due to the shift of the equilibrium  
384 towards the monomers.

385 Imidazole formation was also postulated as possible oligomer-formation mechanism for  
386 methylglyoxal (Sedehehi et al., 2013; De Haan et al., 2011). It was found that imidazole formation is of minor  
387 importance compared to aldol condensation (Sedehehi et al., 2013). However, imidazole formation involves also  
388 a reversible loss of water, thus it does not provide a feasible explanation for the higher oligomer fraction at  
389 higher RH with  $(\text{NH}_4)_2\text{SO}_4/\text{H}_2\text{SO}_4$  seed particles.

390 Radical – radical reactions are also postulated as a possible reaction pathway to form oligomers  
391 (Schaefer et al., 2015; Lim et al., 2013; Rincon et al., 2009; Lim et al., 2010; Sun et al., 2010). Radical-radical  
392 reactions of methylglyoxal might occur following the H - atom abstraction of methylglyoxal with OH radicals  
393 and a subsequent recombination of the resulting alkyl radicals (as discussed for glyoxal in Schaefer et al.,  
394 2015). The contribution of radical – radical reactions to oligomer formation is not well understood as  
395 obviously, the reaction of alkyl radicals with oxygen tends to suppress this pathway. Nevertheless, it can be  
396 expected, that with higher LWCs of the seed particles and thus with a higher reaction volume, the absolute  
397 amount of methylglyoxal in the particle phase might increase, but not its particle-phase concentrations. For  
398 aerosol particle systems, ionic strength effects (Herrmann et al., 2015) are able to influence the uptake of  
399 methylglyoxal into the particle phase as well. Waxman et al. (2015) observed a salting-out effect for  
400 methylglyoxal for all investigated seed particles at higher ionic strengths.

401 Low pH combined with high solute concentrations as calculated for the present aerosol particles, can  
402 trigger isomerisation (or switching) reactions as discussed by Herrmann et al. (2015). Overall, a clear  
403 discussion on how radical-radical reaction might be affected by increasing LWC (through increasing RH) and  
404 by pH is difficult at the current level of knowledge.

405 In summary, the present study provides a reliable quantification method for heat-decomposable  
406 methylglyoxal oligomers formed by 1,3,5-TMB oxidation. The fraction of oligomeric substances formed solely  
407 by methylglyoxal oligomerisation varied dependent on RH and seed particle acidity between 2 – 8%, which is  
408 lower than the determined values by Kalberer et al. (2004) and Baltensperger et al. (2005) (varying between  
409 50 and 80%). In the present study only heat-decomposable methylglyoxal oligomers were quantified, thus  
410 there might be not heat-decomposable methylglyoxal oligomers or oligomers originating from other monomers  
411 than methylglyoxal, which were not determined in the present study leading to lower oligomer fractions of  $\Delta\text{M}$   
412 compared to the literature studies. The obtained data are not fully conclusive and literature studies are often  
413 contradicting. Thus, more experiments are necessary to get a clearer picture about the influence of RH and  
414 particle phase acidity on oligomer formation and to explain the non-linear relation between the oligomer  
415 fraction and RH.

416

#### 417 **4. Summary**

418 In the present study a method was developed to quantify oligomers formed from methylglyoxal. The method  
419 is based on the thermal decomposition of heat-decomposable methylglyoxal oligomers into monomers. The  
420 formed methylglyoxal monomers were detected with PFBHA derivatisation and GC/MS analysis. The  
421 influence of heating time, pH and heating temperature on the decomposition of heat-decomposable  
422 methylglyoxal oligomers was systematically investigated. The best result was achieved with a heating time of  
423 24 hours at 100°C and pH = 1. The method was applied to heat-decomposable methylglyoxal oligomers  
424 formed during the oxidation of 1,3,5-TMB resulting in an oligomer fraction of up to  $\approx$  8%. A contradicting  
425 dependency of the oligomer fraction under varying RH with  $\text{NH}_4\text{HSO}_4$  and  $(\text{NH}_4)_2\text{SO}_4/\text{H}_2\text{SO}_4$  seed particles  
426 was found, which might be caused by different oligomer formation mechanisms.  
427 Overall, the present method provides an important step revealing the amount of oligomers present in the  
428 particle phase, their tentative formation mechanism and their importance for aqSOA formation.

429

#### 430 **5. Acknowledgements**

431 This study was supported by the Scholarship program of the German Federal Environmental Foundation  
432 (Deutsche Bundesstiftung Umwelt, DBU; grant number 20013/244).

433

#### 434 **References**

- 435 Alfarra, M. R., Paulsen, D., Gysel, M., Garforth, A. A., Dommen, J., Prevot, A. S. H., Worsnop, D. R.,  
436 Baltensperger, U., and Coe, H.: A mass spectrometric study of secondary organic aerosols formed from the  
437 photooxidation of anthropogenic and biogenic precursors in a reaction chamber, *Atmospheric Chemistry and*  
438 *Physics*, 6, 5279-5293, 10.5194/acp-6-5279-2006, 2006.
- 439 Altieri, K. E., Seitzinger, S. P., Carlton, A. G., Turpin, B. J., Klein, G. C., and Marshall, A. G.: Oligomers  
440 formed through in-cloud methylglyoxal reactions: Chemical composition, properties, and mechanisms  
441 investigated by ultra-high resolution FT-ICR mass spectrometry, *Atmospheric Environment*, 42, 1476-1490,  
442 10.1016/j.atmosenv.2007.11.015, 2008.
- 443 Andrews, E., and Larson, S. M.: Effect of surfactant layers on the size changes of aerosol-particles as a function  
444 of relative-humidity, *Environmental Science & Technology*, 27, 857-865, 10.1021/es00042a007, 1993.
- 445 Angove, D. E., Fookes, C. J. R., Hynes, R. G., Walters, C. K., and Azzi, M.: The characterisation of secondary  
446 organic aerosol formed during the photodecomposition of 1,3-butadiene in air containing nitric oxide,  
447 *Atmospheric Environment*, 40, 4597-4607, 10.1016/j.atmosenv.2006.03.046, 2006.
- 448 Bahreini, R., Keywood, M. D., Ng, N. L., Varutbangkul, V., Gao, S., Flagan, R. C., Seinfeld, J. H., Worsnop,  
449 D. R., and Jimenez, J. L.: Measurements of secondary organic aerosol from oxidation of cycloalkenes,  
450 terpenes, and m-xylene using an Aerodyne aerosol mass spectrometer, *Environmental Science &*  
451 *Technology*, 39, 5674-5688, 10.1021/es048061a, 2005.
- 452 Baker, J., Aschmann, S. M., Arey, J., and Atkinson, R.: Reactions of stabilized Criegee intermediates from the  
453 gas-phase reactions of O-3 with selected alkenes, *International Journal of Chemical Kinetics*, 34, 73-85,  
454 2001.
- 455 Baltensperger, U., Kalberer, M., Dommen, J., Paulsen, D., Alfarra, M. R., Coe, H., Fisseha, R., Gascho, A.,  
456 Gysel, M., Nyeki, S., Sax, M., Steinbacher, M., Prevot, A. S. H., Sjogren, S., Weingartner, E., and Zenobi,  
457 R.: Secondary organic aerosols from anthropogenic and biogenic precursors, *Faraday Discussions*, 130, 265-  
458 278, 10.1039/b417367h, 2005.
- 459 Bandow, H., and Washida, N.: Ring-cleavage reactions of aromatic hydrocarbons studied by FT-IR  
460 spectroscopy .III. Photooxidation of 1,2,3-,1,2,4-, and 1,3,5-trimethylbenzene in the NO<sub>x</sub>-air system,  
461 *Bulletin of the Chemical Society of Japan*, 58, 2549-2555, 10.1246/bcsj.58.2549, 1985.
- 462 Barsanti, K. C., and Pankow, J. F.: Thermodynamics of the formation of atmospheric organic particulate matter  
463 by accretion reactions - 2. Dialdehydes, methylglyoxal, and diketones, *Atmospheric Environment*, 39, 6597-  
464 6607, 10.1016/j.atmosenv.2005.07.056, 2005.
- 465 Berndt, T., and Böge, O.: Formation of phenol and carbonyls from the atmospheric reaction of OH radicals  
466 with benzene, *Physical Chemistry Chemical Physics*, 8, 1205-1214, 10.1039/b514148f, 2006.

467 Bertram, A. K., Martin, S. T., Hanna, S. J., Smith, M. L., Bodsworth, A., Chen, Q., Kuwata, M., Liu, A.; You,  
468 Y., and Zorn, S. R.: Predicting the relative humidities of liquid-liquid phase separation, efflorescence, and  
469 deliquescence of mixed particles of ammonium sulfate, organic material, and water using the organic-to-  
470 sulfate mass ratio of the particle and the oxygen-to-carbon elemental ratio of the organic component,  
471 *Atmospheric Chemistry and Physics*, 11, 10995-11006, 10.5194/acp-11-10995-2011, 2011.

472 Birdsall, A. W., Zentner, C. A., and Elrod, M. J.: Study of the kinetics and equilibria of the oligomerization  
473 reactions of 2-methylglyceric acid, *Atmospheric Chemistry and Physics*, 13, 3097-3109, 10.5194/acp-13-  
474 3097-2013, 2013.

475 Bones, D. L., Henricksen, D. K., Mang, S. A., Gonsior, M., Bateman, A. P., Nguyen, T. B., Cooper, W. J., and  
476 Nizkorodov, S. A.: Appearance of strong absorbers and fluorophores in limonene-O-3 secondary organic  
477 aerosol due to NH<sub>4</sub><sup>+</sup>-mediated chemical aging over long time scales, *Journal of Geophysical Research-  
478 Atmospheres*, 115, 14, 10.1029/2009jd012864, 2010.

479 Cao, G., and Jang, M.: Effects of particle acidity and UV light on secondary organic aerosol formation from  
480 oxidation of aromatics in the absence of NO<sub>x</sub>, *Atmospheric Environment*, 41, 7603-7613,  
481 10.1016/j.atmosenv.2007.05.034, 2007.

482 Casale, M. T., Richman, A. R., Elrod, M. J., Garland, R. M., Beaver, M. R., and Tolbert, M. A.: Kinetics of  
483 acid-catalyzed aldol condensation reactions of aliphatic aldehydes, *Atmospheric Environment*, 41, 6212-  
484 6224, 10.1016/j.atmosenv.2007.04.002, 2007.

485 Chen, Y. Y., and Lee, W. M. G.: Hygroscopic properties of inorganic-salt aerosol with surface-active organic  
486 compounds, *Chemosphere*, 38, 2431-2448, 10.1016/s0045-6535(98)00436-6, 1999.

487 Clegg, S. L., Brimblecombe, P., and Wexler, A. S.: Thermodynamic model of the system H<sup>+</sup>-NH<sub>4</sub><sup>+</sup>-SO<sub>4</sub><sup>2-</sup>-  
488 -NO<sub>3</sub><sup>-</sup>-H<sub>2</sub>O at tropospheric temperatures, *Journal of physical Chemistry A*, 102, 2137-2154,  
489 10.1021/jp973042r, 1998.

490 Cocker, D. R., Mader, B. T., Kalberer, M., Flagan, R. C., and Seinfeld, J. H.: The effect of water on gas-particle  
491 partitioning of secondary organic aerosol: II. m-xylene and 1,3,5-trimethylbenzene photooxidation systems,  
492 *Atmospheric Environment*, 35, 6073-6085, 10.1016/s1352-2310(01)00405-8, 2001.

493 Cziczo, D. J., Nowak, J. B., Hu, J. H., and Abbatt, J. P. D.: Infrared spectroscopy of model tropospheric  
494 aerosols as a function of relative humidity: Observation of deliquescence and crystallization, *Journal of  
495 Geophysical Research-Atmospheres*, 102, 18843-18850, 10.1029/97jd01361, 1997.

496 De Haan, D. O., Corrigan, A. L., Tolbert, M. A., Jimenez, J. L., Wood, S. E., and Turley, J. J.: Secondary  
497 organic aerosol formation by self-reactions of methylglyoxal and glyoxal in evaporating droplets,  
498 *Environmental Science & Technology*, 43, 8184-8190, 10.1021/es902152t, 2009.

499 De Haan, D. O., Hawkins, L. N., Kononenko, J. A., Turley, J. J., Corrigan, A. L., Tolbert, M. A., and Jimenez,  
500 J. L.: Formation of Nitrogen-Containing Oligomers by Methylglyoxal and Amines in Simulated Evaporating  
501 Cloud Droplets, *Environmental Science & Technology*, 45, 984-991, 10.1021/es102933x, 2011.

502 Denkenberger, K. A., Moffet, R. C., Holecek, J. C., Rebotier, T. P., and Prather, K. A.: Real-time, single-  
503 particle measurements of oligomers in aged ambient aerosol particles, *Environmental Science & Technology*,  
504 41, 5439-5446, 10.1021/es0703291, 2007.

505 Dommen, J., Metzger, A., Duplissy, J., Kalberer, M., Alfarra, M. R., Gascho, A., Weingartner, E., Prevot, A.  
506 S. H., Verheggen, B., and Baltensperger, U.: Laboratory observation of oligomers in the aerosol from  
507 isoprene/NO<sub>x</sub> photooxidation, *Geophysical Research Letters*, 33, 1-5, 10.1029/2006GL026523, 2006.

508 Drozd, G. T., and McNeill, V. F.: Organic matrix effects on the formation of light-absorbing compounds from  
509 alpha-dicarbonyls in aqueous salt solution, *Environmental Science-Processes & Impacts*, 16, 741-747,  
510 10.1039/c3em00579h, 2014.

511 Edney, E. O., Driscoll, D. J., Speer, R. E., Weathers, W. S., Kleindienst, T. E., Li, W., and Smith, D. F.: Impact  
512 of aerosol liquid water on secondary organic aerosol yields of irradiated toluene/propylene/NO<sub>x</sub>/(NH<sub>4</sub>)<sub>2</sub>  
513 SO<sub>4</sub>/air mixtures, *Atmospheric Environment*, 34, 3907-3919, 10.1016/s1352-2310(00)00174-6, 2000.

514 Fick, J., Pommer, L., Nilsson, C., and Andersson, B.: Effect of OH radicals, relative humidity, and time on the  
515 composition of the products formed in the ozonolysis of alpha-pinene, *Atmospheric Environment*, 37, 4087-  
516 4096, 10.1016/s1352-2310(03)00522-3, 2003.

517 Gao, S., Keywood, M., Ng, N. L., Surratt, J., Varutbangkul, V., Bahreini, R., Flagan, R. C., and Seinfeld, J.  
518 H.: Low-molecular-weight and oligomeric components in secondary organic aerosol from the ozonolysis of  
519 cycloalkenes and alpha-pinene, *Journal of Physical Chemistry A*, 108, 10147-10164, 10.1021/jp047466e,  
520 2004.

521 Garland, R. M., Elrod, M. J., Kincaid, K., Beaver, M. R., Jimenez, J. L., and Tolbert, M. A.: Acid-catalyzed  
522 reactions of hexanal on sulfuric acid particles: Identification of reaction products, *Atmospheric Environment*,  
523 40, 6863-6878, 10.1016/j.atmosenv.2006.07.009, 2006.

524 Gee, I. L., and Sollars, C. J.: Ambient air levels of volatile organic compounds in Latin American and Asian  
525 cities, *Chemosphere*, 36, 2497-2506, 10.1016/S0045-6535(97)10217-X, 1998.

526 Gutbrod, R., Schindler, R. N., Kraka, E., and Cremer, D.: Formation of OH radicals in the gas phase ozonolysis  
527 of alkenes: the unexpected role of carbonyl oxides, *Chemical Physics Letters*, 252, 221-229, 10.1016/0009-  
528 2614(96)00126-1, 1996.

529 Hall, W. A., and Johnston, M. V.: Oligomer Formation Pathways in Secondary Organic Aerosol from MS and  
530 MS/MS Measurements with High Mass Accuracy and Resolving Power, *Journal of the American Society*  
531 *for Mass Spectrometry*, 23, 1097-1108, 10.1007/s13361-012-0362-6, 2012.

532 Hallquist, M., Wenger, J. C., Baltensperger, U., Rudich, Y., Simpson, D., Claeys, M., Dommen, J., Donahue,  
533 N. M., George, C., Goldstein, A. H., Hamilton, J. F., Herrmann, H., Hoffmann, T., Iinuma, Y., Jang, M.,  
534 Jenkin, M. E., Jimenez, J. L., Kiendler-Scharr, A., Maenhaut, W., McFiggans, G., Mentel, T. F., Monod, A.,  
535 Prevot, A. S. H., Seinfeld, J. H., Surratt, J. D., Szmigielski, R., and Wildt, J.: The formation, properties and  
536 impact of secondary organic aerosol: current and emerging issues, *Atmospheric Chemistry and Physics*, 9,  
537 5155-5236, 10.5194/acp-9-5155-2009, 2009.

538 Hamilton, J. F., Lewis, A. C., Bloss, C., Wagner, V., Henderson, A. P., Golding, B. T., Wirtz, K., Martin-  
539 Reviejo, M., and Pilling, M. J.: Measurements of photo-oxidation products from the reaction of a series of  
540 alkyl-benzenes with hydroxyl radicals during EXACT using comprehensive gas chromatography,  
541 *Atmospheric Chemistry and Physics*, 3, 1999-2014, 10.5194/acp-3-1999-2003, 2003.

542 Hamilton, J. F., Lewis, A. C., Reynolds, J. C., Carpenter, L. J., and Lubben, A.: Investigating the composition  
543 of organic aerosol resulting from cyclohexene ozonolysis: low molecular weight and heterogeneous reaction  
544 products, *Atmospheric Chemistry and Physics*, 6, 4973-4984, 2006.

545 Hasson, A. S., Orzechowska, G., and Paulson, S. E.: Production of stabilized Criegee intermediates and  
546 peroxides in the gas phase ozonolysis of alkenes 1. Ethene, trans-2-butene, and 2,3-dimethyl-2-butene,  
547 *Journal of Geophysical Research-Atmospheres*, 106, 34131-34142, 10.1029/2001jd000597, 2001.

548 Hastings, W. P., Koehler, C. A., Bailey, E. L., and De Haan, D. O.: Secondary organic aerosol formation by  
549 glyoxal hydration and oligomer formation: Humidity effects and equilibrium shifts during analysis,  
550 *Environmental Science & Technology*, 39, 8728-8735, 10.1021/es050446l, 2005.

551 Healy, R. M., Wenger, J. C., Metzger, A., Duplissy, J., Kalberer, M., and Dommen, J.: Gas/particle partitioning  
552 of carbonyls in the photooxidation of isoprene and 1,3,5-trimethylbenzene, *Atmospheric Chemistry and*  
553 *Physics*, 8, 3215-3230, 10.5194/acp-8-3215-2008, 2008.

554 Heaton, K. J., Dreyfus, M. A., Wang, S., and Johnston, M. V.: Oligomers in the early stage of biogenic  
555 secondary organic aerosol formation and growth, *Environmental Science & Technology*, 41, 6129-6136,  
556 10.1021/es070314n, 2007.

557 Hennigan, C. J., Bergin, M. H., Dibb, J. E., and Weber, R. J.: Enhanced secondary organic aerosol formation  
558 due to water uptake by fine particles, *Geophysical Research Letters*, 35, 5, 10.1029/2008gl035046, 2008.

559 Herrmann, H., Schaefer, T., Tilgner, A., Styler, S. A., Weller, C., Teich, M., and Otto, T.: Tropospheric  
560 aqueous-phase chemistry: Kinetics, mechanisms, and its coupling to a changing gas phase, *Chemical*  
561 *Reviews*, 115, 4259-4334, 10.1021/cr500447k, 2015.

562 Holmes, B. J., and Petrucci, G. A.: Water-soluble oligomer formation from acid-catalyzed reactions of  
563 levoglucosan in proxies of atmospheric aqueous aerosols, *Environmental Science & Technology*, 40, 4983-  
564 4989, 10.1021/es060646c, 2006.

565 Huang, M. Q., Lin, Y. H., Huang, X. Y., Liu, X. Q., Guo, X. Y., Hu, C. J., Zhao, W. X., Gu, X. J., Fang, L.,  
566 and Zhang, W. J.: Experimental study of particulate products for aging of 1,3,5-trimethylbenzene secondary  
567 organic aerosol, *Atmospheric Pollution Research*, 6, 209-219, 10.5094/APR.2015.025, 2015.

568 Iinuma, Y., Böge, O., Gnauk, T., and Herrmann, H.: Aerosol-chamber study of the  $\alpha$ -pinene/O<sub>3</sub> reaction:  
569 influence of particle acidity on aerosol yields and products, *Atmospheric Environment*, 38, 761-773,  
570 10.1016/j.atmosenv.2003.10.015, 2004.

571 Jang, M., Lee, S., and Kamens, R. M.: Organic aerosol growth by acid-catalyzed heterogeneous reactions of  
572 octanal in a flow reactor, *Atmospheric Environment*, 37, 2125-2138, 10.1016/s1352-2310(03)00077-3, 2003.

573 Jang, M. S., and Kamens, R. M.: Atmospheric secondary aerosol formation by heterogeneous reactions of  
574 aldehydes in the presence of a sulfuric acid aerosol catalyst, *Environmental Science & Technology*, 35, 4758-  
575 4766, 10.1021/es010790s, 2001.

576 Kahnt, A., Iinuma, Y., Böge, O., Mutzel, A., and Herrmann, H.: Denuder sampling techniques for the  
577 determination of gas-phase carbonyl compounds: A comparison and characterisation of in situ and ex situ  
578 derivatisation methods, *Journal of Chromatography B*, 879, 1402-1411, 10.1016/j.jchromb.2011.02.028,  
579 2011.

580 Kalberer, M., Paulsen, D., Sax, M., Steinbacher, M., Dommen, J., Prevot, A. S. H., Fisseha, R., Weingartner,  
581 E., Frankevich, V., Zenobi, R., and Baltensperger, U.: Identification of polymers as major components of  
582 atmospheric organic aerosols, *Science*, 303, 1659-1662, 10.1126/science.1092185, 2004.

583 Kalberer, M., Sax, M., and Samburova, V.: Molecular size evolution of oligomers in organic aerosols collected  
584 in urban atmospheres and generated in a smog chamber, *Environmental Science & Technology*, 40, 5917-  
585 5922, 10.1021/es052576o, 2006.

586 Khoder, M. I.: Ambient levels of volatile organic compounds in the atmosphere of Greater Cairo, *Atmospheric*  
587 *Environment*, 41, 554-566, 10.1016/j.atmosenv.2006.08.051, 2007.

588 Kleindienst, T. E., Smith, D. F., Li, W., Edney, E. O., Driscoll, D. J., Speer, R. E., and Weathers, W. S.:  
589 Secondary organic aerosol formation from the oxidation of aromatic hydrocarbons in the presence of dry  
590 submicron ammonium sulfate aerosol, *Atmospheric Environment*, 33, 3669-3681, 10.1016/S1352-  
591 2310(99)00121-1, 1999.

592 Krizner, H. E., De Haan, D. O., and Kua, J.: Thermodynamics and Kinetics of Methylglyoxal Dimer  
593 Formation: A Computational Study, *Journal of Physical Chemistry A*, 113, 6994-7001, 10.1021/jp903213k,  
594 2009.

595 Kua, J., Galloway, M. M., Millage, K. D., Avila, J. E., and De Haan, D. O.: Glycolaldehyde Monomer and  
596 Oligomer Equilibria in Aqueous Solution: Comparing Computational Chemistry and NMR Data, *Journal of*  
597 *Physical Chemistry A*, 117, 2997-3008, 10.1021/jp312202j, 2013.

598 Kundu, S., Fisseha, R., Putman, A. L., Rahn, T. A., and Mazzoleni, L. R.: High molecular weight SOA  
599 formation during limonene ozonolysis: insights from ultrahigh-resolution FT-ICR mass spectrometry  
600 characterization, *Atmospheric Chemistry and Physics*, 12, 5523-5536, 10.5194/acp-12-5523-2012, 2012.

601 Liggio, J., Li, S. M., and McLaren, R.: Heterogeneous reactions of glyoxal on particulate matter: Identification  
602 of acetals and sulfate esters, *Environmental Science & Technology*, 39, 1532-1541, 10.1021/es048375y,  
603 2005.

604 Lightstone, J. M., Onasch, T. B., Imre, D., and Oatis, S.: Deliquescence, efflorescence, and water activity in  
605 ammonium nitrate and mixed ammonium nitrate/succinic acid microparticles, *Journal of Physical Chemistry*  
606 *A*, 104, 9337-9346, 10.1021/jp002137h, 2000.

607 Lim, Y. B., Tan, Y., Perri, M. J., Seitzinger, S. P., and Turpin, B. J.: Aqueous chemistry and its role in  
608 secondary organic aerosol (SOA) formation, *Atmospheric Chemistry and Physics*, 10, 10521-10539,  
609 10.5194/acp-10-10521-2010, 2010.

610 Lim, Y. B., Tan, Y., and Turpin, B. J.: Chemical insights, explicit chemistry, and yields of secondary organic  
611 aerosol from OH radical oxidation of methylglyoxal and glyoxal in the aqueous phase, *Atmospheric*  
612 *Chemistry and Physics*, 13, 8651-8667, 10.5194/acp-13-8651-2013, 2013.

613 Lim, Y. B., and Turpin, B. J.: Laboratory evidence of organic peroxide and peroxyhemiacetal formation in the  
614 aqueous phase and implications for aqueous OH, *Atmospheric Chemistry and Physics*, 15, 12867-12877,  
615 10.5194/acp-15-12867-2015, 2015.

616 Liu, Y., Shao, M., Lu, S. H., Liao, C. C., Wang, J. L., and Chen, G.: Volatile organic compound (VOC)  
617 measurements in the pearl river delta (PRD) region, China, *Atmospheric Chemistry and Physics*, 8, 1531-  
618 1545, 2008.

619 Loeffler, K. W., Koehler, C. A., Paul, N. M., and De Haan, D. O.: Oligomer formation in evaporating aqueous  
620 glyoxal and methyl glyoxal solutions, *Environmental Science & Technology*, 40, 6318-6323,  
621 10.1021/es060810w, 2006.

622 Metzger, A., Dommen, J., Gaeggeler, K., Duplissy, J., Prevot, A. S. H., Kleffmann, J., Elshorbany, Y.,  
623 Wisthaler, A., and Baltensperger, U.: Evaluation of 1,3,5 trimethylbenzene degradation in the detailed  
624 tropospheric chemistry mechanism, MCMv3.1, using environmental chamber data, *Atmospheric Chemistry*  
625 *and Physics*, 8, 6453-6468, 10.5194/acp-8-6453-2008, 2008.

626 Müller, L., Reinnig, M. C., Warnke, J., and Hoffmann, T.: Unambiguous identification of esters as oligomers  
627 in secondary organic aerosol formed from cyclohexene and cyclohexene/alpha-pinene ozonolysis,  
628 *Atmospheric Chemistry and Physics*, 8, 1423-1433, 2008.

629 Müller, M., Graus, M., Wisthaler, A., Hansel, A., Metzger, A., Dommen, J., and Baltensperger, U.: Analysis  
630 of high mass resolution PTR-TOF mass spectra from 1,3,5-trimethylbenzene (TMB) environmental chamber  
631 experiments, *Atmospheric Chemistry and Physics*, 12, 829-843, 10.5194/acp-12-829-2012, 2012.

632 Mutzel, A., Rodigast, M., Iinuma, Y., Boge, O., and Herrmann, H.: Monoterpene SOA - Contribution of first-  
633 generation oxidation products to formation and chemical composition, *Atmospheric Environment*, 130, 136-  
634 144, 10.1016/j.atmosenv.2015.10.080, 2016.

635 Nemet, I., Vikić-Topić, D., and Varga-Defterdarović, L.: Spectroscopic studies of methylglyoxal in water and  
636 dimethylsulfoxide, *Bioorganic Chemistry*, 32, 560-570, 10.1016/j.bioorg.2004.05.008, 2004.

637 Nguyen, T. B., Roach, P. J., Laskin, J., Laskin, A., and Nizkorodov, S. A.: Effect of humidity on the  
638 composition of isoprene photooxidation secondary organic aerosol, *Atmospheric Chemistry and Physics*, 11,  
639 6931-6944, 10.5194/acp-11-6931-2011, 2011.

640 Nishino, N., Arey, J., and Atkinson, R.: Formation yields of glyoxal and methylglyoxal from the gas-phase  
641 OH radical-initiated reactions of toluene, xylenes, and trimethylbenzenes as a function of NO<sub>2</sub> concentration,  
642 *Journal of Physical Chemistry A*, 114, 10140-10147, 10.1021/jp105112h, 2010.

643 Nozière, B., and Esteve, W.: Organic reactions increasing the absorption index of atmospheric sulfuric acid  
644 aerosols, *Geophysical Research Letters*, 32, 5, 10.1029/2004gl021942, 2005.

645 Noziere, B., Dziedzic, P., and Cordova, A.: Formation of secondary light-absorbing "fulvic-like" oligomers:  
646 A common process in aqueous and ionic atmospheric particles?, *Geophysical Research Letters*, 34, 1-5,  
647 10.1029/2007GL031300, 2007.

648 Noziere, B., and Cordova, A.: A kinetic and mechanistic study of the amino acid catalyzed aldol condensation  
649 of acetaldehyde in aqueous and salt solutions, *Journal of Physical Chemistry A*, 112, 2827-2837,  
650 10.1021/jp7096845, 2008.

651 Noziere, B., Dziedzic, P., and Cordova, A.: Inorganic ammonium salts and carbonate salts are efficient  
652 catalysts for aldol condensation in atmospheric aerosols, *Physical Chemistry Chemical Physics*, 12, 3864-  
653 3872, 10.1039/B924443C, 2010.

654 Odum, J. R., Jungkamp, T. P. W., Griffin, R. J., Forstner, H. J. L., Flagan, R. C., and Seinfeld, J. H.: Aromatics,  
655 reformulated gasoline, and atmospheric organic aerosol formation, *Environmental Science & Technology*,  
656 31, 1890-1897, 10.1021/es9605351, 1997.

657 Paulot, F., Crounse, J. D., Kjaergaard, H. G., Kurten, A., St Clair, J. M., Seinfeld, J. H., and Wennberg, P. O.:  
658 Unexpected Epoxide Formation in the Gas-Phase Photooxidation of Isoprene, *Science*, 325, 730-733,  
659 10.1126/science.1172910, 2009.

660 Paulsen, D., Dommen, J., Kalberer, M., Prevot, A. S. H., Richter, R., Sax, M., Steinbacher, M., Weingartner,  
661 E., and Baltensperger, U.: Secondary organic aerosol formation by irradiation of 1,3,5-trimethylbenzene-  
662 NO<sub>x</sub>-H<sub>2</sub>O in a new reaction chamber for atmospheric chemistry and physics, *Environmental Science &*  
663 *Technology*, 39, 2668-2678, 10.1021/es0489137, 2005.

664 Prenni, A. J., De Mott, P. J., and Kreidenweis, S. M.: Water uptake of internally mixed particles containing  
665 ammonium sulfate and dicarboxylic acids, *Atmospheric Environment*, 37, 4243-4251, 10.1016/s1352-  
666 2310(03)00559-4, 2003.

667 Reinhardt, A., Emmenegger, C., Gerrits, B., Panse, C., Dommen, J., Baltensperger, U., Zenobi, R., and  
668 Kalberer, M.: Ultrahigh mass resolution and accurate mass measurements as a tool to characterize oligomers  
669 in secondary organic aerosols, *Analytical Chemistry*, 79, 4074-4082, 10.1021/ac062425v, 2007.

670 Rickard, A. R., Wyche, K. P., Metzger, A., Monks, P. S., Ellis, A. M., Dommen, J., Baltensperger, U., Jenkin,  
671 M. E., and Pilling, M. J.: Gas phase precursors to anthropogenic secondary organic aerosol: Using the Master  
672 Chemical Mechanism to probe detailed observations of 1,3,5-trimethylbenzene photo-oxidation,  
673 *Atmospheric Environment*, 44, 5423-5433, 10.1016/j.atmosenv.2009.09.043, 2010.

674 Rincon, A. G., Guzman, M. I., Hoffmann, M. R., and Colussi, A. J.: Optical absorptivity versus molecular  
675 composition of model organic aerosol matter, *Journal of Physical Chemistry A*, 113, 10512-10520,  
676 10.1021/jp904644n, 2009.

677 Rodigast, M., Mutzel, A., Iinuma, Y., Haferkorn, S., and Herrmann, H.: Characterisation and optimisation of  
678 a sample preparation method for the detection and quantification of atmospherically relevant carbonyl  
679 compounds in aqueous medium, *Atmospheric Measurement Techniques*, 8, 2409-2416, 10.5194/amt-8-  
680 2409-2015, 2015.

681 Sadezky, A., Chaimbault, P., Mellouki, A., Rompp, A., Winterhalter, R., Le Bras, G., and Moortgat, G. K.:  
682 Formation of secondary organic aerosol and oligomers from the ozonolysis of enol ethers, *Atmospheric*  
683 *Chemistry and Physics*, 6, 5009-5024, 2006.

684 Sareen, N., Schwier, A. N., Shapiro, E. L., Mitroo, D., and McNeill, V. F.: Secondary organic material formed  
685 by methylglyoxal in aqueous aerosol mimics, *Atmospheric Chemistry and Physics*, 10, 997-1016, 2010.

686 Sato, K., Takami, A., Kato, Y., Seta, T., Fujitani, Y., Hikida, T., Shimono, A., and Imamura, T.: AMS and  
687 LC/MS analyses of SOA from the photooxidation of benzene and 1,3,5-trimethylbenzene in the presence of  
688 NO<sub>x</sub>: effects of chemical structure on SOA aging, *Atmospheric Chemistry and Physics*, 12, 4667-4682,  
689 10.5194/acp-12-4667-2012, 2012.

690 Saukko, E., Lambe, A. T., Massoli, P., Koop, T., Wright, J. P., Croasdale, D. R., Pedernera, D. A., Onasch, T.  
691 B., Laaksonen, A., Davidovits, P., Worsnop, D. R., and Virtanen, A.: Humidity-dependent phase state of  
692 SOA particles from biogenic and anthropogenic precursors, *Atmospheric Chemistry and Physics*, 12, 7517-  
693 7529, 10.5194/acp-12-7517-2012, 2012.

694 Saxena, P., and Hildemann, L. M.: Water-soluble organics in atmospheric particles: A critical review of the  
695 literature and application of thermodynamics to identify candidate compounds, *Journal of Atmospheric*  
696 *Chemistry*, 24, 57-109, 10.1007/bf00053823, 1996.

697 Schaefer, T., van Pinxteren, D., and Herrmann, H.: Multiphase chemistry of glyoxal: Revised kinetics of the  
698 alkyl radical reaction with molecular oxygen and the reaction of Glyoxal with OH, NO<sub>3</sub>, and SO<sub>4</sub>- in aqueous  
699 solution, *Environmental Science & Technology*, 49, 343-350, 10.1021/es505860s, 2015.

700 Schwier, A. N., Sareen, N., Mitroo, D., Shapiro, E. L., and McNeill, V. F.: Glyoxal-Methylglyoxal Cross-  
701 Reactions in Secondary Organic Aerosol Formation, *Environmental Science & Technology*, 44, 6174-6182,  
702 10.1021/es101225q, 2010.



703 Sedehi, N., Takano, H., Blasic, V. A., Sullivan, K. A., and De Haan, D. O.: Temperature- and pH-dependent  
704 aqueous-phase kinetics of the reactions of glyoxal and methylglyoxal with atmospheric amines and  
705 ammonium sulfate, *Atmospheric Environment*, 77, 656-663, 10.1016/j.atmosenv.2013.05.070, 2013.

706 Seinfeld, J. H., Erdakos, G. B., Asher, W. E., and Pankow, J. F.: Modeling the formation of secondary organic  
707 aerosol (SOA). 2. The predicted effects of relative humidity on aerosol formation in the  $\alpha$ -pinene-,  $\beta$ -pinene-,  
708 sabinene-, D3-carene-, and cyclohexene-ozone systems (vol 35, pg 1806, 2001), *Environmental Science &*  
709 *Technology*, 35, 1806-1817, 10.1021/es011025g, 2001.

710 Smith, D. F., Kleindienst, T. E., and McIver, C. D.: Primary product distributions from the reaction of OH with  
711 m-, p-xylene, 1,2,4- and 1,3,5-trimethylbenzene, *Journal of Atmospheric Chemistry*, 34, 339-364,  
712 10.1023/A:1006277328628, 1999.

713 Song, C., Gyawali, M., Zaveri, R. A., Shilling, J. E., and Arnott, W. P.: Light absorption by secondary organic  
714 aerosol from  $\alpha$ -pinene: Effects of oxidants, seed aerosol acidity, and relative humidity, *Journal of*  
715 *Geophysical Research-Atmospheres*, 118, 9, 10.1002/jgrd.50767, 2013.

716 Sun, Y. L., Zhang, Q., Anastasio, C., and Sun, J.: Insights into secondary organic aerosol formed via aqueous-  
717 phase reactions of phenolic compounds based on high resolution mass spectrometry, *Atmospheric Chemistry*  
718 *and Physics*, 10, 4809-4822, 10.5194/acp-10-4809-2010, 2010.

719 Surratt, J. D., Murphy, S. M., Kroll, J. H., Ng, N. L., Hildebrandt, L., Sorooshian, A., Szmigielski, R.,  
720 Vermeylen, R., Maenhaut, W., Claeys, M., Flagan, R. C., and Seinfeld, J. H.: Chemical composition of  
721 secondary organic aerosol formed from the photooxidation of isoprene, *Journal of Physical Chemistry A*,  
722 110, 9665-9690, 10.1021/jp061734m, 2006.

723 Surratt, J. D., Kroll, J. H., Kleindienst, T. E., Edney, E. O., Claeys, M., Sorooshian, A., Ng, N. L., Offenberg,  
724 J. H., Lewandowski, M., Jaoui, M., Flagan, R. C., and Seinfeld, J. H.: Evidence for organosulfates in  
725 secondary organic aerosol, *Environmental Science & Technology*, 41, 517-527, 10.1021/es062081q, 2007.

726 Surratt, J. D., Chan, A. W. H., Eddingsaas, N. C., Chan, M. N., Loza, C. L., Kwan, A. J., Hersey, S. P., Flagan,  
727 R. C., Wennberg, P. O., and Seinfeld, J. H.: Reactive intermediates revealed in secondary organic aerosol  
728 formation from isoprene, *Proceedings of the National Academy of Sciences of the United States of America*,  
729 107, 6640-6645, 10.1073/pnas.0911114107, 2010.

730 Szmigielski, R., Surratt, J. D., Vermeylen, R., Szmigielska, K., Kroll, J. H., Ng, N. L., Murphy, S. M.,  
731 Sorooshian, A., Seinfeld, J. H., and Claeys, M.: Characterization of 2-methylglyceric acid oligomers in  
732 secondary organic aerosol formed from the photooxidation of isoprene using trimethylsilylation and gas  
733 chromatography/ion trap mass spectrometry, *Journal of Mass Spectrometry*, 42, 101-116, 10.1002/jms.1146,  
734 2007.

735 Tan, Y., Carlton, A. G., Seitzinger, S. P., and Turpin, B. J.: SOA from methylglyoxal in clouds and wet  
736 aerosols: Measurement and prediction of key products, *Atmospheric Environment*, 44, 5218-5226,  
737 10.1016/j.atmosenv.2010.08.045, 2010.

738 Tan, Y., Lim, Y. B., Altieri, K. E., Seitzinger, S. P., and Turpin, B. J.: Mechanisms leading to oligomers and  
739 SOA through aqueous photooxidation: insights from OH radical oxidation of acetic acid and methylglyoxal,  
740 *Atmospheric Chemistry and Physics*, 12, 801-813, 10.5194/acp-12-801-2012, 2012.

741 Tilgner, A., and Herrmann, H.: Radical-driven carbonyl-to-acid conversion and acid degradation in  
742 tropospheric aqueous systems studied by CAPRAM, *Atmospheric Environment*, 44, 5415-5422,  
743 10.1016/j.atmosenv.2010.07.050, 2010.

744 Tolocka, M. P., Jang, M., Ginter, J. M., Cox, F. J., Kamens, R. M., and Johnston, M. V.: Formation of  
745 oligomers in secondary organic aerosol, *Environmental Science & Technology*, 38, 1428-1434,  
746 10.1021/es035030r, 2004.

747 Tuazon, E. C., MacLeod, H., Atkinson, R., and Carter, W. P. L.:  $\alpha$ -dicarbonyl yields from the NO<sub>x</sub>-air  
748 photooxidations of a series of aromatic hydrocarbons in air, *Environmental Science & Technology*, 20, 383-  
749 387, 10.1021/es00146a010, 1986.

750 Virtanen, A., Joutsensaari, J., Koop, T., Kannosto, J., Yli-Pirila, P., Leskinen, J., Makela, J. M., Holopainen,  
751 J. K., Poschl, U., Kulmala, M., Worsnop, D. R., and Laaksonen, A.: An amorphous solid state of biogenic  
752 secondary organic aerosol particles, *Nature*, 467, 824-827, 10.1038/nature09455, 2010.

753 Waxman, E. M., Elm, J., Kurten, T., Mikkelsen, K. V., Ziemann, P. J., and Vokamer, R.: Glyoxal and  
754 Methylglyoxal Setschenow Salting Constants in Sulfate, Nitrate, and Chloride Solutions: Measurements and  
755 Gibbs Energies, *Environmental Science & Technology*, 49, 11500-11508, 10.1021/acs.est.5b02782, 2015.

756 Wyche, K. P., Monks, P. S., Ellis, A. M., Cordell, R. L., Parker, A. E., Whyte, C., Metzger, A., Dommen, J.,  
757 Duplissy, J., Prevot, A. S. H., Baltensperger, U., Rickard, A. R., and Wulfert, F.: Gas phase precursors to  
758 anthropogenic secondary organic aerosol: detailed observations of 1,3,5-trimethylbenzene photooxidation,  
759 *Atmospheric Chemistry and Physics*, 9, 635-665, 10.5194/acp-9-635/2009/, 2009.

760 Yasmeen, F., Sauret, N., Gal, J. F., Maria, P. C., Massi, L., Maenhaut, W., and Claeys, M.: Characterization  
761 of oligomers from methylglyoxal under dark conditions: a pathway to produce secondary organic aerosol

762 through cloud processing during nighttime, *Atmospheric Chemistry and Physics*, 10, 3803-3812,  
763 10.5194/acp-10-3803-2010, 2010.

764 Yu, J. Z., Jeffries, H. E., and Sexton, K. G.: Atmospheric photooxidation of alkylbenzenes -I. Carbonyl product  
765 analyses, *Atmospheric Environment*, 31, 2261-2280, 10.1016/S1352-2310(97)00011-3, 1997.

766 Zahardis, J., LaFranchi, B. W., and Petrucci, G. A.: Photoelectron resonance capture ionization-aerosol mass  
767 spectrometry of the ozonolysis products of oleic acid particles: Direct measure of higher molecular weight  
768 oxygenates, *Journal of Geophysical Research-Atmospheres*, 110, 10, 10.1029/2004jd005336, 2005.

769 Zappoli, S., Andracchio, A., Fuzzi, S., Facchini, M. C., Gelencser, A., Kiss, G., Krivacsy, Z., Molnar, A.,  
770 Meszaros, E., Hansson, H. C., Rosman, K., and Zebuhr, Y.: Inorganic, organic and macromolecular  
771 components of fine aerosol in different areas of Europe in relation to their water solubility, *Atmospheric  
772 Environment*, 33, 2733-2743, 10.1016/s1352-2310(98)00362-8, 1999.

773 Zhao, J., Levitt, N. P., Zhang, R. Y., and Chen, J. M.: Heterogeneous reactions of methylglyoxal in acidic  
774 media: Implications for secondary organic aerosol formation, *Environmental Science & Technology*, 40,  
775 7682-7687, 10.1021/es060610k, 2006.

776 Ziemann, P. J.: Atmospheric chemistry Phase matters for aerosols, *Nature*, 467, 797-798, 2010.

777 Zuend, A., Marcolli, C., Peter, T., and Seinfeld, J. H.: Computation of liquid-liquid equilibria and phase  
778 stabilities: implications for RH-dependent gas/particle partitioning of organic-inorganic aerosols,  
779 *Atmospheric Chemistry and Physics*, 10, 7795-7820, 10.5194/acp-10-7795-2010, 2010.

Table 1: Overview of methods for structure elucidation of oligomeric compounds (after Hallquist et al., 2009).

Method	Reference
(Matrix assisted) laser desorption/ionisation mass spectrometry (MALDI-MS, LDI-MS)	Dommen et al., 2006; Kalberer et al., 2004; Kalberer et al., 2006; Reinhardt et al., 2007; Holmes and Petrucci, 2006; Surratt et al., 2006; Denkenberger et al., 2007
Fourier transform ion cyclotron resonance mass spectrometry (FT-ICR-MS)	Kundu et al., 2012; Altieri et al., 2008; Tolocka et al., 2004; Hall and Johnston, 2012; Denkenberger et al., 2007; Tan et al., 2012
On-line atmospheric pressure chemical ionisation tandem mass spectrometry (APCI tandem MS)	Müller et al., 2008
Aerosol mass spectrometry (AMS)	Sareen et al., 2010; Schwier et al., 2010; Bahreini et al., 2005; Heaton et al., 2007
Electrospray ionisation mass spectrometry (ESI/MS, ESI/MS/MS)	Altieri et al., 2008; Hall and Johnston, 2012; Surratt et al., 2006; Yasmeeen et al., 2010; Hastings et al., 2005; Bones et al., 2010; Surratt et al., 2007; Hamilton et al., 2006; Sadezky et al., 2006; Sato et al., 2012; Noziere et al., 2010; Tolocka et al., 2004; Iinuma et al., 2004; Nguyen et al., 2011; Bahreini et al., 2005
Aerosol time of flight mass spectrometry (ALTOFMS)	Huang et al., 2015
Gas chromatography mass spectrometry (GC/MS)	Hastings et al., 2005; Surratt et al., 2006; Szmigielski et al., 2007; Angove et al., 2006
Ion trap mass spectrometry (IT-MS)	Surratt et al., 2006; Gao et al., 2004
Photoelectron resonance capture ionisation-aerosol mass spectrometry (PERCI-MS)	Zahardis et al., 2005
Ultraviolet-visible spectroscopy (UV/Vis)	Nemet et al., 2004; Noziere and Esteve, 2005; Bones et al., 2010; Song et al., 2013; Casale et al., 2007; Alfarra et al., 2006; Drozd and McNeill, 2014; Noziere and Cordova, 2008
Fourier transform infrared spectroscopy (FTIR)	Loeffler et al., 2006; Bones et al., 2010; Jang et al., 2003; Jang and Kamens, 2001; Holmes and Petrucci, 2006
nuclear magnetic resonance spectroscopy (NMR)	Nemet et al., 2004; Bones et al., 2010; Angove et al., 2006; Garland et al., 2006; Kua et al., 2013; De Haan et al., 2011

Table 2: Experiments in the aerosol chamber LEAK for the OH radical oxidation of 1,3,5-TMB. All experiments were conducted at 293 K and with 91.9 ppb 1,3,5-TMB.

Experiment number	seed	RH [%]	O <sub>3ini</sub> [ppb]	ΔHC [ppb]	ΔM [μg m <sup>-3</sup> ]	SOA yield Y <sub>SOA</sub> [%]
#1	78 mmol L <sup>-1</sup> NH <sub>4</sub> H <sub>2</sub> SO <sub>4</sub>	≈ 0	≈ 137	57.2	19.7	7.00
#2	78 mmol L <sup>-1</sup> NH <sub>4</sub> H <sub>2</sub> SO <sub>4</sub>	50	≈ 133	55.2	11.3	4.12
#3	78 mmol L <sup>-1</sup> NH <sub>4</sub> H <sub>2</sub> SO <sub>4</sub>	75	≈ 134	56.2	14.2	5.14
#4	60 mmol L <sup>-1</sup> (NH <sub>4</sub> ) <sub>2</sub> SO <sub>4</sub> / 0.4 mmol L <sup>-1</sup> H <sub>2</sub> SO <sub>4</sub>	≈ 0	≈ 132	56.2	18.1	6.55
#5	60 mmol L <sup>-1</sup> (NH <sub>4</sub> ) <sub>2</sub> SO <sub>4</sub> / 0.4 mmol L <sup>-1</sup> H <sub>2</sub> SO <sub>4</sub>	50	≈ 135	56.5	11.7	4.21
#6	60 mmol L <sup>-1</sup> (NH <sub>4</sub> ) <sub>2</sub> SO <sub>4</sub> / 0.4 mmol L <sup>-1</sup> H <sub>2</sub> SO <sub>4</sub>	75	≈ 144	57.2	13.9	4.94

1,3,5-TMB: 1,3,5-Trimethylbenzene; RH: Relative humidity

Table 3: Investigated method parameters and used PTFE filters from 1,3,5-TMB oxidation for method development.

Parameter	Range	Filter of experiment
Heating time	15, <b>24</b> , 30, 48 hours	#3
pH	<b>1</b> , 3, 5, 7	#2
Heating temperature	50, <b>100</b> °C	#2

Selected parameters given in **bold**.

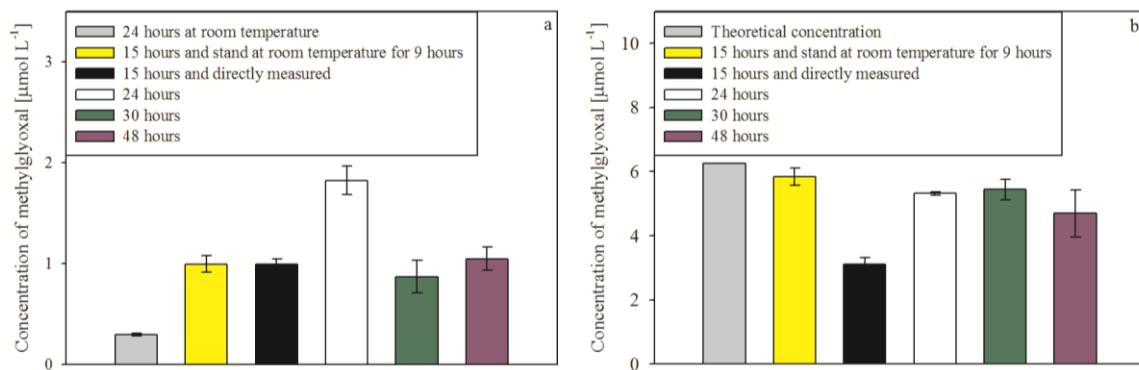


Figure 1: Influence of the heating time on the detected methylglyoxal concentrations in filter samples (a) and the methylglyoxal standard solution (b).

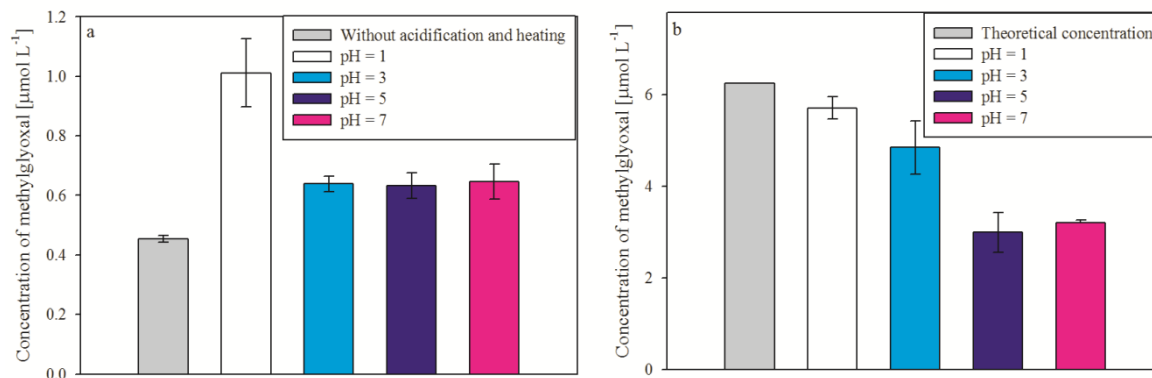


Figure 2: Influence of pH on the detected methylglyoxal concentration in filter samples (a) and the methylglyoxal standard solution (b).

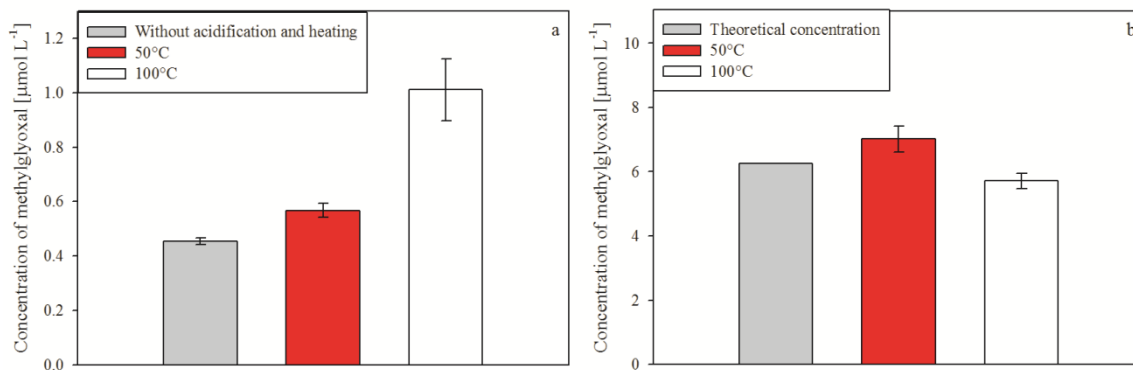


Figure 3: Influence of the heating temperature on the detected methylglyoxal concentration in filter samples (a) and the standard solution (b).

Table 4: SOA yields ( $Y_{\text{SOA}}$ ) of 1,3,5-TMB reported in the literature.

SOA yield $Y_{\text{SOA}}$ [%]	Reference
2.81 - 7.91	Cocker et al., 2001
4.5 - 8.34	Healy et al., 2008
$2.5 \pm 0.1 - 15.6 \pm 1.0$	Sato et al., 2012
3.1	Odum et al., 1997
$0.41 \pm 0.1$	Kleindienst et al., 1999
0.29 - 6.36	Wyche et al., 2009
$4.7 \pm 0.7$	Paulsen et al., 2005
$7.1 \pm 0.3 - 13.8 \pm 0.6$	Cao and Jang, 2007
4.12 - 7.00	This work

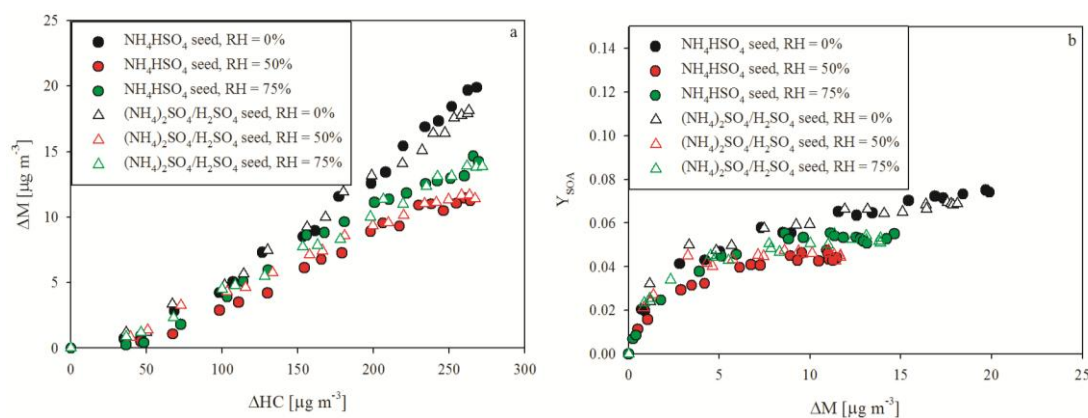


Figure 4: SOA growth curve (a) and yield curve (b) of the OH radical oxidation of 1,3,5-TMB in the presence of  $\text{NH}_4\text{HSO}_4$  or  $(\text{NH}_4)_2\text{SO}_4/\text{H}_2\text{SO}_4$  seed under variation of RH.

Table 5: LWC and pH of the seed particles calculated with E-AIM.

seed	RH [%]	pH <sub>seed</sub> <sup>[a]</sup>	LWC [g m <sup>-3</sup> ] <sup>[a]</sup>
78 mmol L <sup>-1</sup> $\text{NH}_4\text{HSO}_4$	≈ 0	— <sup>[b]</sup>	— <sup>[b]</sup>
78 mmol L <sup>-1</sup> $\text{NH}_4\text{HSO}_4$	50	0.1	$6.66 \times 10^{-6}$
78 mmol L <sup>-1</sup> $\text{NH}_4\text{HSO}_4$	75	1.2	$12.29 \times 10^{-6}$
60 mmol L <sup>-1</sup> $(\text{NH}_4)_2\text{SO}_4/0.4$ mmol L <sup>-1</sup> $\text{H}_2\text{SO}_4$	≈ 0	— <sup>[b]</sup>	— <sup>[b]</sup>
60 mmol L <sup>-1</sup> $(\text{NH}_4)_2\text{SO}_4/0.4$ mmol L <sup>-1</sup> $\text{H}_2\text{SO}_4$	50	4.0	$4.25 \times 10^{-6}$
60 mmol L <sup>-1</sup> $(\text{NH}_4)_2\text{SO}_4/0.4$ mmol L <sup>-1</sup> $\text{H}_2\text{SO}_4$	75	4.2	$11.56 \times 10^{-6}$

LWC: Liquid water content; [a] pH and LWC of the seed particles were calculated for different RH using model II from the extended aerosol thermodynamic model (E-AIM; Clegg et al., 1998); [b] calculation of the pH and LWC was not possible due to the low relative humidity of  $\text{RH} \approx 0\%$ . A  $\text{RH} = 10\%$  is set as lower limit in E-AIM.

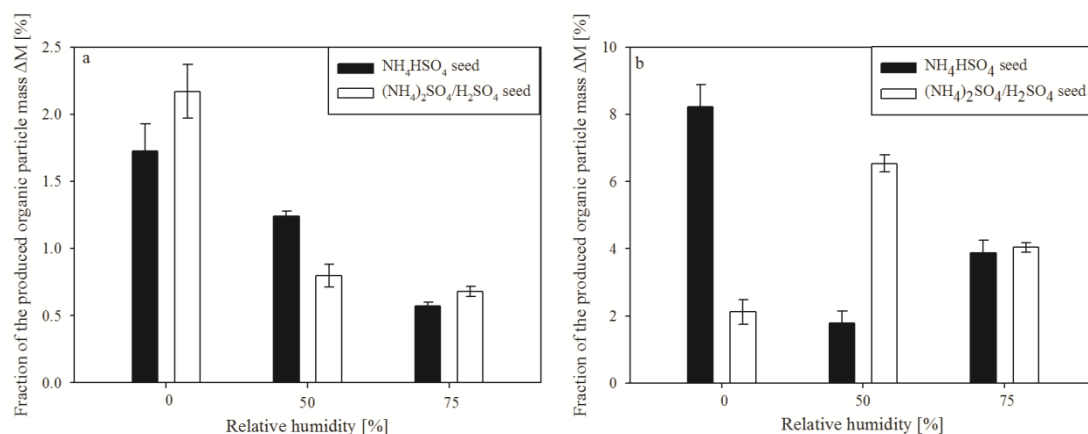


Figure 5: Contribution of methylglyoxal (a) and their heat-decomposable oligomers (b) to the produced organic particle mass ( $\Delta\text{M}$ ) with  $\text{NH}_4\text{HSO}_4$  and  $(\text{NH}_4)_2\text{SO}_4/\text{H}_2\text{SO}_4$  seed particles under variation of the relative humidity.