

Photochemical Organonitrate Formation in Wet Aerosols

Yong Bin Lim^{1,2}, Hwajin Kim^{1,3}, Jin Young Kim^{1,3}, and Barbara J. Turpin⁴

¹Center for Environment, Health and Welfare Research, Korea Institute of Science and Technology, Seoul 02792, Republic of Korea

5 ²Department of Environmental Sciences, Rutgers University, New Brunswick, New Jersey 08901, USA

³Department of Energy and Environmental Engineering, University of Science and Technology, Daejeon 34113, Republic of Korea

⁴Department of Environmental Science and Engineering, University of North Carolina, Chapel Hill, North Carolina 27599, USA

10 *Correspondence to:* Yong Bin Lim (ylim@kist.re.kr) and Jin Young Kim (jykim@kist.re.kr)

Abstract. Water is the most abundant component of atmospheric fine aerosol. However, despite rapid progress, multiphase chemistry involving wet aerosols is still poorly understood. In this work, we report results from smog chamber photooxidation of glyoxal and OH – containing ammonium sulfate or sulfuric acid particles in the presence of NO_x and O₃ at high and low relative humidity. Particles were analyzed using ultra high performance
15 liquid chromatography coupled to quadrupole time-of-flight mass spectrometry (UPLC-Q-TOF-MS).

During the 3 hour irradiation, OH oxidation products of glyoxal that are also produced in dilute aqueous solutions (e.g., oxalic acids and tartaric acids) were formed in both ammonium sulfate (AS) aerosols and sulfuric acid (SA) aerosols. However, the major products were organonitrogens (CHNO), organosulfates (CHOS), and organonitrogen-sulfates (CHNOS). These were also the dominant products formed in the dark chamber indicating
20 non-radical formation. In the humid chamber (> 70 % RH), two main products for both AS and SA aerosols were organonitrates, which appeared at m/z 147 and 226. They were formed in the aqueous phase via non-radical reactions of glyoxal and nitric acid, and their formation was enhanced by photochemistry because of the photochemical formation of nitric acid via reactions of peroxy radicals, NO_x and OH during the irradiation.

1 Introduction

25 Atmospheric aerosols affect human health and climate (Seinfeld and Pandis, 1998), and a large fraction is secondary organic aerosol (SOA) (Zhang et al., 2007). SOA forms via partitioning of semi-volatile organic products from gas-phase oxidation of volatile organic compounds (VOCs) (Odum et al., 1996; Pankow, 1994), multiphase reactions involving aerosols (Jang et al., 2002; Kalberer et al., 2004), and aqueous-phase reactions in cloud/fog waters (Blando and Turpin, 2000). SOA formation via aqueous chemistry (SOA_{aq}) has been suggested
30 by recent laboratory, field and modeling studies (El-Sayed et al., 2015; Ervens et al., 2011; Gilardoni et al., 2016; Gong et al., 2011; Lee et al., 2012; Lee et al., 2011; Lin et al., 2012; Liu et al., 2012a; Liu et al., 2012b; McNeill et al., 2012; Myriokefalitakis et al., 2011; Ortiz-Montalvo et al., 2014; Ortiz-Montalvo et al., 2012; Tan et al., 2012; Zhou et al., 2011). Including SOA_{aq} is likely to improve model predictions, which currently underestimate the ambient concentration and oxidation state of organic aerosols. Water soluble organic compounds with a small
35 carbon number (C2-C3) are not considered by the partitioning theory (Pankow, 1994) because of their high vapor

pressure. However, they are potential SOA_{aq} precursors. In addition, these water soluble organics and liquid water are abundant in the atmosphere (Blando and Turpin, 2000; Carlton and Turpin, 2013; Liao and Seinfeld, 2005).

SOA_{aq} formation is expected in cloud/fog droplets and aerosol waters via radical and non-radical reactions (Lim et al., 2010; McNeill et al., 2012). Since OH radicals with the concentrations of 10^{-14} — 10^{-12} M are available in the atmospheric aqueous phase (Arakaki et al., 2013; Ervens et al., 2014), water soluble organic compounds (e.g., glyoxal, methylglyoxal) undergo photooxidation forming dicarboxylic acids (e.g., oxalic acids) via peroxy radical reactions and oligomers via organic radical-radical reactions (Altieri et al., 2008; Lim et al., 2010; Lim et al., 2013; Tan et al., 2012; Tan et al., 2009). Even without OH radicals, the photolysis of pyruvic acid also forms oligomers in concentrated solutions (Guzman et al., 2006). Organic compounds form organosulfates with sulfuric acids via acid catalysis (i.e., with acidic sulfate) (Surratt et al., 2010; Surratt et al., 2008; Surratt et al., 2007a). Water soluble organic compounds like glyoxal and methylglyoxal hydrate and form oligomers through hemiacetal formation and aldol condensation, especially in evaporating droplets (Corrigan et al., 2008; Liggio et al., 2005; Loeffler et al., 2006; Noziere et al., 2009; Schwier et al., 2010). Ammonium ions, which are abundant in atmospheric aerosols (Zhang et al., 2007), form nitrogen-containing organics including imidazoles with water soluble organic compounds (Galloway et al., 2009; Kampf et al., 2012; Noziere and Cordova, 2008; Sareen et al., 2010; Yu et al., 2011), and also act as catalysts enhancing oligomer formation (Nguyen et al., 2014; Noziere et al., 2009). Water soluble carboxylic acids (Blando and Turpin, 2000; Chebbi and Carlier, 1996) and cations (e.g., Na⁺, K⁺, NH₄⁺, protonated amines) form low volatility carboxylate salts (Drozd et al., 2014; Ortiz-Montalvo et al., 2014; Paciga et al., 2014; Smith et al., 2010).

Although these findings have significantly improved our understanding of aqueous chemistry, atmospheric processes like gas-wet particle partitioning of water soluble organic compounds, OH radicals, and water in aerosols are still poorly understood. Therefore, organic chemistry in the presence of wet aerosol warrants further study. Studies of wet aerosol chemistry to date have demonstrated that the chemistry in wet aerosols can be quite different than that under dilute (cloud-relevant) conditions. For example, in reaction vessel experiments for photooxidation of glyoxal or methylglyoxal in the dilute aqueous phase, sulfuric acid does not affect the formation of major products (e.g., oxalic acid) (Tan et al., 2009), while both smog chamber and field studies observe organosulfate formation in aerosols in the presence of sulfuric acid, which contributes both liquid water and acidity to condensed phase aerosol chemistry (Galloway et al., 2009; Surratt et al., 2007a; Surratt et al., 2007b; Tolocka and Turpin, 2012). In fact, several key questions remain to be answered. For example, the major sink of nitrate radicals in the aqueous phase is the formation of HNO₃ (Kirkland et al., 2013). However, it should be noted that organonitrates are commonly observed in rain waters (Altieri et al., 2009), clouds (Boone et al., 2015) and wet aerosols (Hodas et al., 2014). Are organonitrates formed in the aqueous phase? Are they taken up into atmospheric waters after gas phase formation during the daytime ($\text{ROO}\cdot + \text{NO} \rightarrow \text{RONO}_2$) or the nighttime ($\text{R} + \text{NO}_3 \rightarrow \text{RONO}_2$)? Or are they formed via aqueous chemistry?

A smog chamber is ideal to explore condensed-phase chemistry to address these issues. Volkamer et al. (2009) conducted smog chamber experiments for aqueous chemistry of glyoxal in wet particles. In their experiments, glyoxal was photochemically produced from the acetylene-OH reaction in the gas phase, and partitioned into wet seed particles (e.g., ammonium sulfate, ammonium bisulfate, fulvic acid) with the RH range from ~ 20 % to ~ 60 %. Clearly, glyoxal is volatile, not semivolatile. Nevertheless, it forms SOA due to the high water solubility.

This provided evidence that SOA yields were correlated with the water content, not the organic mass portion in aerosols. Then, Galloway et al. (2009) studied glyoxal uptake by ammonium sulfate particles in a smog chamber, conducting dark and irradiated experiments at ~ 60 - 70 % RH. While Volkamer et al. focused on SOA yields, Galloway et al. characterized aerosol products from dark/irradiated reactions using a high resolution time-of-flight aerosol mass spectrometer, identifying imidazoles among other organic nitrogen products from dark reactions and glycolic acid sulfates (C₂H₃O₆S₁) among other organosulfate products from irradiated reactions (Note that Volkamer et al. conducted OH radical chemistry, but Galloway et al. had no OH source). Note that glyoxal is used as a surrogate of water soluble organic compounds in ambient wet aerosols, to explore non-radical and radical reactions in the condensed phase leading to SOA. Later, Kampf et al. (2012) studied further glyoxal-ammonium sulfate aerosols identifying various imidazoles and oligomers under dark reactions using a high performance liquid chromatograph coupled with a tandem mass spectrometer. Chamber studies for isoprene epoxides (IEPOX) in the aqueous phase have been also conducted. Surratt et al. (2010) observed in a dark chamber (~ 30 % RH) IEPOX taken up by acidic sulfate aerosols formed oligomers presumably in the aqueous phase since sulfuric acid takes up water even at low RH. Nguyen et al. (2014) observed that liquid water content strongly correlated with IEPOX uptake and oligomer formation by ammonium sulfate seed particles in the presence of aerosol liquid water.

There are still few smog chamber studies addressing condensed-phase chemistry explicitly in terms of radical reactions (irradiated reactions) and non-radical reactions (dark reactions); these two types of aqueous chemistry must be explored to understand SOA_{aq} formation in aerosols. One of the challenges in studies of SOA formation through wet aerosol chemistry is that the concentration of aerosol water, the medium of the aqueous-phase reactions, depends on 1) the hygroscopicity of aerosols, 2) concentration of aerosol particles and 3) RH. Furthermore, product formation also depends on 1) the gas-phase transport of water soluble organic compounds, 2) OH partitioning between the gas and aqueous phases, and 3) competition in the aqueous phase between photooxidation and dark (non-radical) reactions.

In this work, we conduct multiphase photochemical oxidation and dark reactions in the presence of wet aerosols: glyoxal-H₂O₂-ammonium sulfate aerosols (AS aerosols) and glyoxal-H₂O₂-sulfuric acid aerosols (SA aerosols) in a smog chamber under low (< 5 % RH) and high (> 70 % RH) humidity conditions. Ammonium sulfate and sulfuric acid were used for seed particles to observe ammonium interactions, liquid water, and acidity effects. H₂O₂ provided a source of OH radicals in the wet aerosols during the irradiation. NO_x and O₃ were initially introduced into the chamber with modest concentrations ([NO_x]_{initial} = 3—83 ppb, [O₃]_{initial} = 0—12 ppb) to reflect chemistry under anthropogenic influences (Carlton and Turpin, 2013; Ervens et al., 2011). After chamber reactions wet aerosols were characterized by ultra-performance liquid chromatography quadrupole time-of-flight mass spectrometry (UPLC-Q-TOF-MS).

2 Experimental Section

2.1 Chemicals

The following chemicals were used in this study: glyoxal solution (Sigma-Aldrich) 40 % in H₂O (by weight), hydrogen peroxide (Kanto Chemical Co. Inc.) 30 % in H₂O (by weight), ammonium sulfate (Sigma-Aldrich)

99.999% (by weight), sulfuric acid (Junsei Chemical Co. Inc.) 95.0 % in H₂O (by volume), and nitric acid (Sigma Aldrich) 70% in H₂O (by weight).

2.2 Environmental Chamber Method

Photooxidation/dark experiments for AS aerosols and SA aerosols were conducted in a 5 m³ PTFE environmental chamber at Korea Institute Science and Technology (KIST), Seoul, Republic of Korea. The chamber was initially filled with clean/dry air (< 0.5 ppb NMHC, < 5 % RH) at 20-25°C and atmospheric pressure. AS aerosols were made by atomizing the aqueous solution of 1 mM glyoxal, 200 μM H₂O₂, and 0.012 M (NH₄)₂SO₄ and SA aerosols were made by atomizing the aqueous solution of 1 mM glyoxal, 200 μM H₂O₂, and 0.012 M H₂SO₄. Note that atomized particles were passed through a diffusion dryer (3062-NC, TSI; residence time ~ 5 s) before introducing to the chamber to minimize the water content. 200 μM H₂O₂, previously used by Nguyen et al. (2013) in flow tube studies, was used here since this concentration generates ~10⁻¹⁴ M, an atmospheric aqueous OH concentration (Arakaki et al., 2013), during the reaction with 1 mM glyoxal according to the updated full kinetic model (Lim et al., 2010; Lim et al., 2013; Lim and Turpin, 2015) (Fig. S1; Model details are in Section 3.3). The smog chamber background levels were < 40 particles and ~10⁻² μg/m³. Atomized aerosols with mass concentrations of 70–180 μg/m³ and a size of 70–90 nm (geometric mean diameter) were then introduced into the chamber for photooxidation and dark reactions. Concentrations of NO_x, O₃, and particle mass in the smog chamber can be related to a moderate haze condition in urban areas, particularly observed in Seoul or Beijing.

The photooxidation was initiated by turning on blacklights, which generate tropospheric UV light (340–400 nm) with a peak intensity at 359 nm. For humid condition experiments, the KIST humidifier was used to achieve up to ~ 90 % RH. RH and temperature were measured using a Kimo AMI 300 multi function meter. This humidifier was developed by modifying an existing commercial humidifier. Water spray and evaporation pan were specially designed to generate water steam rapidly. While adding water vapors into the chamber, we monitored SMPS to ensure no water droplet was introduced. All experiments were conducted in moderate O₃ and NO_x conditions ([O₃]_{initial} = 0–13 ppb, [NO]_{initial} = 2–81 ppb and [NO₂]_{initial} = 0–5 ppb). NO and NO_x concentrations were measured using an NO-NO₂-NO_x Analyzer (Thermo Scientific Model 42i). Ozone concentrations were measured using an Ozone Analyzer (Thermo Scientific Model 49i). We conducted 14 experiments in an irradiated/dark chamber adjusting relative humidity from 5 % to 90 %. Table S1 summarizes experimental conditions. Fractions of aerosol liquid water (ALW) in aerosols were estimated using the extended aerosol inorganic model (E-AIM) (Wexler and Clegg, 2002) and also included in the table. For the ALW estimations, Model II (H⁺, NH₄⁺, SO₄²⁻, NO₃⁻, H₂O, and Organic Compound) was used and neither radical nor non-radical reactions in the condensed phase were considered.

2.3 Filter Extraction and Aerosol Analysis

At chamber reaction time of 0, 30, 60, 120, and 180 minutes, aerosols were collected on blank Teflon filters (25 mm, 1.0 μm, Pall Corporation) for 10 minutes at a sampling rate of 10 LPM (Only 0 and 180 minute samples were collected for dark reactions). These filter samples were extracted with 5 mL Milipore water (18.2 MΩ) for 20 minute sonication. Note that any possible hydrogen peroxide formed during sonication is not likely to affect aqueous-phase photooxidation. According to our previous reaction vessel experiments (Tan et al., 2009), hydrogen peroxide does not react with glyoxal or oxalic acid. It only oxidizes glyoxylic acid. But in this smog

chamber experiments, glyoxylic acid evaporates. Ultra performance liquid chromatography coupled to quadrupole time-of-flight mass spectrometry (UPLC-Q-TOF-MS) (Waters, Synapt G2) was used to examine the elemental composition of aerosol samples. The capillary voltage and the capillary temperature were -2500 V and 350 °C, respectively for negative mode analyses. Positive mode analyses were conducted with the capillary voltage of 2500 V and the capillary temperature of 250 °C. The aerosol samples were diluted with methanol by 2 fold by volume (i.e., 50:50 water/methanol), then immediately introduced into the electrospray ionization source by direct infusion with a flow rate of 2.54 mL/hr. Since no column was used for separation, clusters could be formed during the ionization.

Two standard solutions, AS solution (1 mM glyoxal, 200 μM H₂O₂, and 0.012 M (NH₄)₂SO₄) and SA solutions (1 mM glyoxal, 200 μM H₂O₂, and 0.012 M H₂SO₄), were also analyzed by UPLC-Q-TOF-MS using the method described above.

Organic compounds (CHO), organonitrogens (CHNO), organosulfates (CHOS), and organosulfate-nitrogens (CHNOS) were analyzed both in the negative and positive modes. In the negative mode, undissociated acid compounds (i.e., [M-H]⁻) such as carboxylic acids, organonitrates and organosulfates, are detected. And some organonitrates are detected as Cl⁻ adducts. In the positive mode, glyoxal, glyoxal oligomers and reduced organonitrogen compounds (e.g., imines; note that imidazoles are imines) are detected via protonation ([M + H]⁺) or as sodium adducts ([M + Na]⁺). Elemental formulas were assigned by MIDAS Formula Calculator (version 1.2.3) within the uncertainty of 150 ppm based on the mass accuracy of measured nitrate peaks (m/z 62). Note that unlike Fourier transform ion cyclotron mass spectrometry (FTICR-MS), whose uncertainty is below 1 ppm, it is well known that uncertainties of TOF could be high (Smith et al., 2013). In addition to this, the elemental formulas for organosulfates (with ³²S) were confirmed by the coexistence of the identical formula with the sulfur isotope (³⁴S), present with a signal intensity reduced to ~ 100 times smaller in a mass spectrum (Note that natural abundance is 95 % ³²S and 4 % ³⁴S). Similarly, Cl⁻ adducts (³⁵Cl) were confirmed by chlorine isotope (³⁷Cl) adducts with an intensity reduced by ~ 20 times (Note that natural abundance is 75 % ³⁵Cl and 25 % ³⁷Cl).

2.4 MS/MS analysis for m/z 147 and standard MS analysis for m/z 147 and 226

The smog chamber product peak at m/z 147 was further analyzed by a liquid chromatograph tandem mass spectrometer (LC-MS/MS; 6460 Agilent Triple Quadrupole). Again, the mobile phase was 50:50 water/methanol and the direct injection with a flow rate of 0.1 mL/min (no column) was used. The sample was analyzed in the negative mode. The capillary voltage and the capillary temperature were -3000 V and 350 °C, respectively. A standard solution prepared by mixing glyoxal (7.6 mM) and nitric acid (15 mM) was analyzed by UPLC-Q-TOF-MS with the method described above.

3 Results and Discussion

3.1 Photochemical Organonitrate Formation in Wet Aerosols

During the irradiation for both AS and SA aerosols in the humid chamber (> 70 % RH) the major products, organonitrates (m/z 147 and 226) were likely formed by non-radical reactions of glyoxal with nitric acid in the aqueous phase of wet aerosols (Fig. 1A and B), and nitric acid (m/z 62) is formed via radical reactions in the gas-

phase system of glyoxal-NO_x-OH. LC-MS/MS analysis was conducted for m/z 147, and fragments were m/z 62 and 103 (Fig. S2). m/z 62 indicates nitric acid and m/z 103 is a loss of 44 (CO₂) suggesting that the parent molecule is a carboxylic acid. The standard solution of the glyoxal-HNO₃ mixture analyzed by UPLC-Q-TOF-MS showed the major peaks at m/z 62, 147 and 226 (Fig. S3). This confirms that m/z 147 and 226 can be formed via aqueous non-radical reactions of glyoxal and nitric acid without UV. According to the MIDAS molecular calculator, these two peaks are organonitrates (m/z 147, C₆H₂N₂O₁₂ (z = 2); m/z 226, C₄H₁N₁O₈Cl₁), and not likely nitric acid adducts to glyoxal (clusters). The proposed formation and molecular structures are illustrated in Scheme 4. Other organonitrates may form through this mechanism as well. However, the chemical formula provided herein has the smallest error compared to the measured mass. It appears that nitric acid undergoes nitrate ester formation (R-OH + HNO₃ ⇌ R-ONO₂ + H₂O) (Boschan et al., 1955) and oxidizes some hydroxyl groups (Connelly et al., 2012). Therefore, m/z 147 and 226 are organonitrates formed by the aqueous-phase reaction of glyoxal and nitric acid. m/z 147 is likely to be doubly charged (z = 2) and this is supported by the coexistence of m/z 147.5 (Δz = 0.5). On the other hand, m/z 226 is likely to be a Cl⁻ adduct organonitrate. Cl⁻ adducts for organonitrates have been observed (Bouma and Jennings, 1981; Lawrence et al., 2001; Rajapakse et al., 2016; Zhu and Cole, 2000), and MIDAS does not propose realistic organonitrates without Cl⁻. The uncertainty for the mass of Cl adducts is reasonably low (~ 50 ppm). Cl⁻ adducts are confirmed by the coexistence of m/z 228 (Δz = 2), organonitrates adducted by Cl⁻ isotope (³⁷Cl) with the low mass uncertainty (10 – 30 ppm).

Despite the non-radical formation of organonitrates, nitric acid was photochemically formed during the irradiation (Scheme 1A). It is also possible that nitric acid is formed in the dark (Scheme 1B). Indeed, m/z 62, 147 and 226 initially appeared for AS and SA aerosols in dark reactions (Fig. 2E and F). However, these peaks disappeared in 3 hours (Fig. S4). This suggests that photochemical formation of nitric acid is continuous during the irradiation. The chamber was initially filled with NO and little NO₂, but NO was converted to NO₂ as irradiation proceeded. Peroxy radicals are effective for the NO-NO₂ conversion (Atkinson and Arey, 2003) and our measured NO_x levels support this. During the irradiation of AS aerosols (Experiment #1, Table S1), the concentration of NO₂ increased from 4.0 ppb to 20.0 ppb (Δ[NO₂] = 16.0 ppb) while the concentration of NO was reduced from 24.0 ppb to 5.5 ppb (Δ[NO] = -18.5 ppb). Another photochemical experiment for AS aerosols (Experiment #2) also shows significant increase of [NO₂] (Δ[NO₂] = 10.0 ppb, Δ[NO] = -3.8 ppb). However, in the photochemical experiment for AS aerosols containing no glyoxal (Experiment #7), NO₂ only increased by 0.7 ppb while the initial [NO] was similar to Experiment #2. Notice that O₃ increased. This is due to photolysis of NO₂.

Photochemistry on wet aerosols may lead to volatile organic products that contribute to gas-phase peroxy radicals. Glyoxal is not likely to evaporate due to high water solubility (effective H_{glyoxal} ~ 2e7) (Ervens and Volkamer, 2010). Among products of glyoxal-OH reactions glyoxylic acid and formic acid are not very water soluble (H_{glyoxylic acid} = 9.12e3 M/atm; H_{formic acid} = 5.50e3), so they could evaporate to the gas phase and undergo OH radical reactions forming peroxy radicals (Model simulations are discussed in Section 3.3). OH radicals produced via photolysis of H₂O₂ could evaporate while reacting with glyoxal in the aqueous phase (H_{OH} = 30 M/atm). Scheme 2 shows gas-phase OH reactions of glyoxylic acid and formic acid. In the gas phase, glyoxylic acid (HO(O)CC(O)H) reacts with OH and O₂ forming peroxy radicals (HO(O)CC(O)OO·), which convert NO to NO₂ (HO(O)CC(O)OO· + NO → HO(O)CC(O)O· + NO₂). Although there is no literature available for OH reactions of glyoxylic acid in the gas phase, these peroxy radicals (HO(O)CC(O)OO·) are not likely to produce organic

5 nitrates since the similar structured peroxy radicals ($\text{H(O)CC(O)OO}\cdot$), which are formed from OH reactions of glyoxal in the gas phase, are reported to produce neither alkyl nitrates ($\text{H(O)CC(O)OO}\cdot + \text{NO} \rightarrow \text{H(O)CC(O)ONO}_2$) nor alkyl peroxyacetylnitrates ($\text{H(O)CC(O)OO}\cdot + \text{NO}_2 \rightarrow \text{H(O)CC(O)OONO}_2$), and only convert NO to NO_2 (Orlando and Tyndall, 2001). OH radical reactions of formic acid lead to CO_2 without NO_x reactions (Scheme 2B) (Atkinson et al., 2004). Therefore, glyoxylic acid is likely to be the source of peroxy radicals that convert NO to NO_2 , and organonitrates in this work are not from gas-phase formation. Since gas-phase OH reactions of glyoxylic acid and formic acid produce HO_2 (Scheme 2A and B), this HO_2 contributes to additional conversion from NO to NO_2 and recycles OH (i.e., $\text{HO}_2 + \text{NO} \rightarrow \text{OH} + \text{NO}_2$) (Orlando and Tyndall, 2001). Lastly, NO_2 reacts with OH forming HNO_3 (Scheme 1A) (Finlayson-Pitts and Pitts Jr, 1999).

10 Subsequently, nitric acid is taken up into ALW. In the humid chamber, estimated ALW fractions in wet aerosols were 19.4—45.8 % for AS aerosols (Experiment #4, Table S1) and 53.1—74.2 % for SA aerosols (Experiment #12) throughout experiments, and after 3 hours of irradiation the peaks at m/z 62 (nitric acid), 147 and 226 were prominent (Fig. 1A and B). However, in the dry chamber, ALW fractions were only ~ 1 % for AS aerosols (Experiment #1) and 26.5—32.4 % (Experiment #11) for SA aerosols. After 3 hours of irradiation, only m/z 62 and 147 (m/z 226 was missing) appeared with smaller intensities for AS aerosols (Fig. 1C), and none of m/z 62, 147, and 226 appeared for SA aerosols (Fig. 1D). It is interesting that HNO_3 was found in AS aerosols in the dry chamber. Formation of HNO_3 by heterogeneous reactions of NO_2 on the surface of aerosols has been reported previously (Crowley et al., 2010). Note, the oxidation of NO (and NO_2) by O_2 in the gas phase is too slow (Atkinson et al., 2004), and NO and NO_2 are not very soluble for partitioning into the aqueous phase ($H_{\text{NO}} = 0.019$ M/atm, $H_{\text{NO}_2} = 0.007$ M/atm). Therefore, heterogeneous reactions NO_2 on the dry surface of AS aerosols could form HNO_3 . No nitric acid was observed in SA aerosols, which still contain 26.5—32.4 % ALW in the dry chamber. It is possible that in the presence of sulfuric acid nitric acid acts as a base forming NO_2^+ and HSO_4^- (i.e., $\text{HNO}_3 + 2\text{H}_2\text{SO}_4 \rightarrow \text{NO}_2^+ + 2\text{HSO}_4^- + \text{H}_3\text{O}^+$) (McQuarrie et al., 1991). If NO_2^+ were formed in a significant amount, it could be an important reactive species. However, measurement of NO_2^+ and investigation of its potential role is beyond the scope of this study. Further studies are required for HNO_3 uptake by AS and SA aerosols in the dry chamber.

Figure 2 suggests gas phase photochemical production and uptake of HNO_3 into ALW. In Fig. 2A and B, both AS and SA solutions only show sulfuric acid peaks at m/z 97 (monomer) and m/z 195 (dimer), and an organosulfate peak at m/z 217 ($\text{C}_2\text{H}_{10}\text{O}_8\text{S}_2$), which is an ester product of a glyoxal and two sulfuric acids with the structure (A) and the formation (B) in Scheme 3. In the dry and dark chamber, neither nitric acid (m/z 62) nor organonitrates (m/z 147 and 226) were initially formed (Fig. 2C and D) suggesting little HNO_3 uptake in the dry chamber. Note that in the dry chamber ALW fractions are 1 % for AS aerosols (Fig. 2C; Experiment #8, Table S1) and 27 % for SA aerosols (Fig. 2D; Experiment #13). Again, in the humid and dark chamber m/z 62, 147 and 226 initially appeared for AS and SA aerosols (Fig. 2E and F) and this is due to HNO_3 uptake into sufficient ALW in both aerosols (ALW fraction for AS and SA aerosols are 54 %, 71 % respectively). But HNO_3 here is formed by dark reactions of O_3 and NO_x (Scheme 1B) and disappeared in the 3 hour dark reactions (Fig. S4).

3.2 Dilute Cloud-Relevant (Bulk) Chemistry vs. Multiphase Aerosol Photooxidation

The photochemistry of glyoxal in dilute aqueous solution vessel has been established (Lim et al., 2010; Tan et al., 2010). The OH reaction of glyoxal in the aqueous phase produces mostly oxalic acid with minor products like glyoxylic acid, formic acid and carbonic acid. When the glyoxal concentration is higher than cloud-relevant concentration, tartaric acid also becomes a major product formed via organic radical-radical reactions. The reaction mechanisms including concentration-dependent pathways were elucidated, and the aqueous photochemical kinetic model (Lim et al., 2010; Lim et al., 2013) was developed and validated by experimental results. Assuming adequate access to OH radicals, the model (Perri et al., 2010) predicts that oxalic acid, tartaric acid, and organosulfates will form via radical reactions in H₂SO₄-containing wet aerosols. However, multiphase modeling suggests depletion of OH radicals in wet aerosols may be substantial and predicts that non-radical chemical pathways will dominate, leading to the formation of organosulfates (McNeill et al., 2012).

While sulfuric acid and ammonium hydroxide addition do not interfere the real-time formation of oxalic acid in dilute (cloud-relevant) photooxidation experiments (bulk) (Ortiz-Montalvo et al., 2014; Tan et al., 2009), non-radical reactions with sulfate and ammonium ions dominate in AS and SA aerosols during the 3 hour irradiation in the humid/dry chamber. Mass spectral analyses in the negative mode (Fig. 1) suggest that the products are organic acids (CHO), organonitrates (CHNO), organosulfates (CHOS), and nitrooxy-organosulfates (CHNOS). Proposed chemical formula are listed in Table 1.

However, production of oxalic acid and tartaric acid provides evidence that OH reactions of glyoxal occurred in ALW. Note that oxalic acid cannot be formed in the gas phase since gas-phase photochemistry will decompose evaporated organic species (e.g., glyoxylic acid, formic acid) to CO₂ (Scheme 2). During irradiation, oxalic acid was formed in the humid chamber, shown by UPLC-Q-TOF-MS detection of *m/z* 89 (oxalic acid) in AS aerosols (Fig. 1A) and *m/z* 187 (oxalic acid-sulfuric acid adduct) in SA aerosols (Fig. 1B). Sulfuric acid adducts to organic acid are commonly observed during aerosol nucleation and particle growth (Zhang et al., 2004). Even in the dry chamber oxalic acid (*m/z* 89), glycolic acid (*m/z* 173 as a sulfuric acid adduct) and tartaric acid (*m/z* 247 as a sulfuric acid adduct) were formed as in SA aerosols (Fig. 1D). This can be explained by the high hygroscopicity of sulfuric acid. In the dry chamber (7 % RH) SA aerosols still held 32 % ALW (Experiment #11, Table S1).

The decay of glyoxal provides additional evidence that glyoxal reacts with OH radicals in ALW. Glyoxal is detected in the positive mode of UPLC-Q-TOF-MS. A number of peaks at *m/z*⁺ 59 (= [M + H]⁺), 95 (= [M + 2H₂O + H]⁺), 99 (= [M + H₂O + Na]⁺), 113 (= [M + MeOH + Na]⁺), 117 (= [M + 2H₂O + Na]⁺), 131 (= [M + H₂O + MeOH + Na]⁺), and 145 (= [M + 2MeOH + Na]⁺) represent glyoxal in various hydrated forms and hemiacetal forms with water and methanol from the mobile phase (M = glyoxal (CHO)₂; MeOH = methanol). In Fig. 3, glyoxal peaks in AS aerosols and SA aerosols are plotted in a relative scale (glyoxal was also detected for AS aerosols in the humid chamber; however, since it was only detected in 15 and 30 minute samples, no decay plot was constructed). The relative intensity was obtained by normalizing the fraction of the raw signal intensity divided by the weight of the collected particles on the filter. These estimations are not based on real-time online analyses since extracted filters were collected for 10 minutes, but still qualitatively indicate the glyoxal decay in wet aerosols. For SA aerosols, the lifetime (τ) of glyoxal in the dry chamber (51.3 min in Fig. 3A) is very similar to that in the humid chamber (54.1 min in Fig. 3B) due to high hygroscopicity of sulfuric acid (32% ALW in the dry chamber). Assuming no evaporation of ALW, the kinetic model (Details are discussed in the next section) predicts that the lifetime of glyoxal by OH reactions in the aqueous phase is 55.6 min, which is very similar to

estimated values above. However, for AS aerosols in the dry chamber, glyoxal peaks at m/z^+ 113, 117 and 131 decay sharply in 30 minutes and the estimated lifetime is 10.9 min (Fig. 3C), which is ~ 5 times shorter than the lifetime by OH reactions. Since AS aerosols in the dry chamber hold only $\sim 1\%$ ALW, this suggests that ALW evaporation affects glyoxal loss significantly. So it is possible that gas-phase glyoxal chemistry takes place during the irradiation of AS aerosols in the dry chamber since glyoxal could evaporate, too. However, gas-phase photochemistry of glyoxal produce neither oxalic acid nor organonitrates (PAN type compounds); it produces decomposed fragments (Scheme 2C) (Atkinson et al., 2006; Orlando and Tyndall, 2001).

Organonitrogens (CHNO), organosulfurs (CHOS), organonitrogen-sulfur (CHNOS) and organic compounds (CHO) were also detected in the positive mode of UPLC-Q-TOF-MS (Table 2 and Fig. 4). Imidazoles (m/z^+ 69, 145, 149, and 203) observed by Kampf et al. were also observed here in AS aerosols in the humid and dry chamber.

Organosulfates were formed in both AS and SA aerosols and detected in the negative mode of UPLC-Q-TOF-MS. The organosulfate (m/z^- 155, C₂H₃O₆S₁) observed by Galloway et al. was also observed in AS aerosols in the humid chamber. Galloway et al. proposed two structures for m/z^- 155, a glyoxal-sulfate and a glycolic acid-sulfate ester and we argue that it is more likely to be the glycolic acid-sulfate ester. Since OH reactions of glyoxal produce glycolic acid in the presence of HO₂, which is commonly available during aqueous photochemistry (Lim and Turpin, 2015) (Scheme 5A), the glycolic-acid sulfate ester is formed by non-radical esterification between glycolic acid and sulfuric acid (Scheme 5B). The m/z^- 173 organosulfate (C₂H₅O₇S₁) formed in SA aerosols in the dry chamber (7% RH, 32% ALW) is likely to be a glycolic acid-sulfuric acid adduct (Scheme 5C). However, the m/z^- 171 (organosulfate, C₂H₃O₇S₁), which was formed via glycolic acid radical-sulfuric acid radical reactions (Perri et al., 2010), was not observed here. This suggests that in the condensed phase OH radicals mostly contribute to oxidation of organic compounds, making products that subsequently form organosulfates or organic acid-sulfuric acid adducts via non-radical reactions.

3.3 Model Simulations for Smog Chamber Photooxidation

In this work, aqueous glyoxal chemistry described in a previous kinetic model (Lim et al., 2010; Lim et al., 2013; Lim and Turpin, 2015) was expanded by including partitioning of radical oxidants (e.g., OH) and organic compounds (e.g., glyoxylic acid, formic acid) into the gas phase and the gas-phase OH reactions. Newly added reactions are listed in Table S3. The model was then applied to better understand the multiphase chemistry in the smog chamber experiments, including whether the proposed pathway for the production of NO₂ and subsequent organonitrate formation is plausible. It is assumed that carboxylates (e.g., formate, glyoxylate, and oxalate) do not evaporate since they are likely to form low volatility carboxylate salts in the atmosphere (Ortiz-Montalvo et al., 2012), so only undissociated acids evaporate according to water solubility. The model is not well designed to simulate the dry conditions for AS aerosols in the chamber; since water evaporation is not allowed.

With the same initial concentrations of glyoxal (1 mM), H₂O₂ (200 μ M) and (NH₄)₂SO₄ or H₂SO₄ (0.012 M), the model predicts that the dominant product is glyoxylic acid in both AS and SA aerosols in the presence of ALW (Fig. 5). In dilute (bulk) aqueous chemistry experiments designed to study chemistry in cloud water, the dominant product was found to be oxalic acid (Tan et al., 2009). But in the chamber, where aqueous chemistry takes place in concentrated non-ideal solutions in wet aerosols with large surface area to volume ratios, oxalic acid formation was suppressed by partitioning of glyoxylic acid to the gas phase, consistent with predictions elsewhere (Skog et

al., submitted). The concentration of gas-phase glyoxylic acid produced through AS aerosol-phase chemistry reached up to ~ 200 ppb from AS aerosols (Fig. 6A) and ~ 800 ppb from SA aerosol-phase chemistry (Fig. 6B) in the presence of ALW. Note the predicted OH concentration in the gas phase was $\sim 1e6$ molecules/cm³, which is atmospherically relevant (Fig. S5). Clearly, in the gas phase sufficient amounts of peroxy radicals would have
5 been formed from aqueous aerosol photochemistry to convert NO to NO₂.

We also estimate the concentration of HNO₃ taken up into wet aerosols by including chemistry of NO_x, HO_x, peroxy radical, and HNO₃ partitioning ($H = 1.6e5$ M/atm) into a FACSIMILE model. ~ 500 μ M of HNO₃ uptake in the aqueous phase is predicted after 3 hours of irradiation when initial conditions are 10 ppb of NO, 0 ppb of NO₂, 10 ppb of O₃ and 500 ppb of an organic compound in the gas phase (glyoxylic acid). This concentration of
10 HNO₃ is sufficient to form organonitrates with glyoxal and comparable to that of other inorganic constituents in wet aerosols (200 μ M of ammonium sulfate/sulfuric acid).

3.4 Dark Aerosol-Phase Reactions

AS and SA solutions, and AS and SA aerosols at $t = 0$ min in the dark chamber were analyzed by UPLC-Q-TOF-MS in the negative mode (Fig. 2). Solutions only show sulfuric acid and organosulfate (Fig. 2A and B), but
15 atomized aerosols show many other peaks including organic acids (CHO), organosulfates (CHOS), nitric acids (HNO₃), organonitrogens (CHNO) and organonitrogen-sulfates (CHNOS) (Fig. 2C, D, E and F). When the solutions are atomized and introduced into the smog chamber, water evaporates to equilibrate to the chamber RH, and concentrations of solutes increase. Water loss and concentration increase result in the formation of oligomers and inorganic products. Glyoxal forms oligomers via hemiacetal formation and aldol-condensation can lead
20 organic acid products (Lim et al., 2010; Loeffler et al., 2006; Sareen et al., 2010). Generally, organic acid oligomers (CHO) were formed in the dry chamber, and inorganic compounds and oligomers (CHNO, CHNOS) in the humid chamber (Proposed molecular formula are listed in Table 3). It appears that acid catalysis (aldol condensation and hemiacetal formation) leading to organic acid formation favors low ALW and high acidity because a hydrated glyoxal in the aqueous phase will be partially dehydrated to form an aldehyde group, and the
25 dehydration can be maximized by the evaporation of ALW in the dry chamber (Lim et al., 2010). However, acidity effects on oligomer formation require further study because sulfuric acid in SA aerosols appears to enhance oligomerization while photochemically formed nitric acid does not. As discussed in Section 3.1, the prominent peaks represent nitric acid (m/z^- 62) and organonitrates (m/z^- 147 and 226) for both AS and SA aerosols in the humid dark chamber (Fig. 2E and F). In the dark, nitric acid is formed by N₂O₅ uptake by water and the gas-phase
30 reaction of NO₂ and NO₃ produces N₂O₅ (Scheme 1B) (Finlayson-Pitts and Pitts Jr, 1999). Dark experiments were conducted initially with NO and O₃ available, so NO₂ and NO₃ were probably formed by the O₃ oxidation of NO and NO₂, respectively (Scheme 1B).

After 1 hour of dark reactions, m/z^- 62, 147 and 226 disappeared in AS and SA aerosols in the humid chamber (Fig. S4). NO_x and O₃ levels stayed almost the same indicating little HNO₃ formation in the dark. Instead, many
35 other m/z^- peaks appeared indicating that various non-radical reactions took place. Non-radical reactions also occurred in the dry chamber.

In the positive-mode mass spectra for the AS solution, imidazole (m/z^+ 69), glyoxal (m/z^+ 117), and imines (m/z^+ 133, 248, and 363) were detected (Fig. S6A) while high molecular weight organic compounds, which are

presumably acid-catalyzed products from glyoxal, were detected in the SA solution (Fig. S6B). Many more peaks are found in the mass spectra of AS and SA aerosols (Fig. S6C, D, E and F) than the solutions. Proposed elemental compositions based on MIDAS are listed in Table S2. All organonitrogens in the positive mode for AS aerosols are expected to be imines because aqueous phase reactions of glyoxal with ammonium form imines (Galloway et al., 2009; Noziere et al., 2009; Yu et al., 2011). Organic compounds (CHO) are oligomers of glyoxal, which are mostly detected in SA aerosols while imines (CHNO) are prominent in AS aerosols.

After 1 hour dark reactions, oligomerization was evident in the positive mode mass spectra from dark experiments (Fig. S7). It appears that in AS aerosols ammonium ions form oligomers and imines. In SA aerosols the formation of oligomers and organosulfates are enhanced by sulfuric acid. This is consistent with the previous observation of oligomer formation for IEPOX (Nguyen et al., 2014). When ALW is sufficient (in AS aerosols in the humid chamber and SA aerosols in the humid/dry chamber), mass spectra are similar (Fig. S7A, B, and D), in which unidentified peaks at m/z^+ 99, 261, 299, 301, and 305 are dominant, indicating products of multiphase aerosol reactions are different from those of heterogeneous reactions on the dry aerosol surface (AS aerosols in the dry chamber, Fig. S7C). Further studies are required for surface and multiphase chemistry affected by hygroscopicity and acidity of aerosols and RH.

4 Conclusions and Atmospheric Implications

This work demonstrates HNO_3 uptake by wet aerosols and formation of organonitrates with water-soluble organic constituents via aqueous chemistry, which to our knowledge has not been reported previously. Our main conclusion is that organonitrates can be formed in wet aerosols during the daytime in the presence of NO_x in humid areas. Hydrogen peroxide is an OH radical source, and its presence in wet aerosols can be expected when \sim ppb is available in the gas phase. HNO_3 formation is facilitated by aqueous photooxidation: NO is effectively converted to NO_2 by volatile organic products (glyoxylic acids) during aqueous photooxidation; and OH generated in wet aerosols by photolysis of hydrogen peroxide evaporates and forms HNO_3 with NO_2 . HNO_3 then forms organonitrates with aldehydes and alcohols, dominant water-soluble organic species in wet aerosols. This chemistry is inherently multiphase chemistry. Organonitrates formed in aerosol waters are not likely alkylnitrates formed by peroxy radical reactions with NO in the gas phase, followed by gas-particle partitioning (Lee et al., 2016) because yields of alkylnitrates in alkane-OH- NO_x chamber experiments decreased in humid conditions due to hydrophobicity (Lim and Ziemann, 2009). In order to be hydrophilic, VOCs must contain a small number of carbons. This small size also facilitates uptake into wet aerosols. The reaction of peroxy radicals with NO favors alkoxy radical formation, and suppresses alkylnitrate formation (Arey et al., 2001). In our irradiated chamber, this organonitrate chemistry was facilitated by gas phase VOC- NO_x - O_3 photochemistry (Table S1) forming HNO_3 . This represents typical anthropogenic photochemistry of VOC- NO_x - O_3 leading to HNO_3 formation as a sink (Finlayson-Pitts and Pitts Jr, 1999). Note concentrations of glyoxal and hydrogen peroxide in atomized solutions are atmospherically-relevant (Guo et al., 2014; Lim et al., 2013).

Nitrates are major constituents in atmospheric aerosols (Zhang et al., 2007). They are very hygroscopic, facilitating water uptake into aerosols (Hennigan et al., 2008a; Hodas et al., 2014). ALW in turn facilitates aerosol partitioning of HNO_3 . Field observations support HNO_3 uptake by aerosol waters during the daytime (Allen et al., 2015; Hodas et al., 2014). Notably, nitrate concentrations are strongly correlated with water soluble organic

compound concentrations (Hennigan et al., 2008b). This study suggests that small, highly oxidized organonitrates are formed in wet aerosols. An understanding of their contribution to overall atmospheric organonitrate particulate mass warrants further study.

5 Acknowledgements

- 5 This work was supported by Brainpool Fellowship from Ministry of Science, ICT and Future Planning, Republic of Korea (152S-5-2-1416) and Korea Institute of Science and Technology. The authors acknowledge Minsuk Oh and Hyunmi Park at Mass Spectrometry Division in KIST Chemical Analysis Center for UPLC-HR-Q-TOF-MS analysis. The authors thank Jino Kim for laboratory assistance. The authors also thank Frank N. Keutsch for helpful discussions. Barbara J. Turpin gratefully acknowledges support from the US National Science Foundation
10 (#10526611).

References

- Allen, H. M., Draper, D. C., Ayres, B. R., Ault, A., Bondy, A., Takahama, S., Modini, R. L., Baumann, K., Edgerton, E., Knote, C., Laskin, A., Wang, B., and Fry, J. L.: Influence of crustal dust and sea spray supermicron particle concentrations and acidity on inorganic NO₃- aerosol during the 2013 Southern Oxidant and Aerosol Study, *Atmos. Chem. Phys.*, 15, 10669-10685, 10.5194/acp-15-10669-2015, 2015.
15
- Altieri, K. E., Seitzinger, S. P., Carlton, A. G., Turpin, B. J., Klein, G. C., and Marshall, A. G.: Oligomers formed through in-cloud methylglyoxal reactions: Chemical composition, properties, and mechanisms investigated by ultra-high resolution FT-ICR mass spectrometry, *Atmos. Environ.*, 42, 1476-1490, 10.1016/j.atmosenv.2007.11.015, 2008.
- 20 Altieri, K. E., Turpin, B. J., and Seitzinger, S. P.: Oligomers, organosulfates, and nitrooxy organosulfates in rainwater identified by ultra-high resolution electrospray ionization FT-ICR mass spectrometry, *Atmos. Chem. Phys.*, 9, 2533-2542, 2009.
- Arakaki, T., Anastasio, C., Kuroki, Y., Nakajima, H., Okada, K., Kotani, Y., Handa, D., Azechi, S., Kimura, T., Tshuhako, A., and Miyagi, Y.: A General Scavenging Rate Constant for Reaction of Hydroxyl Radical with
25 Organic Carbon in Atmospheric Waters, *Environ. Sci. Technol.*, 47, 8196-8203, 10.1021/es401927b, 2013.
- Arey, J., Aschmann, S. M., Kwok, E. S. C., and Atkinson, R.: Alkyl Nitrate, Hydroxyalkyl Nitrate, and Hydroxycarbonyl Formation from the NO_x-Air Photooxidations of C₅-C₈ n-Alkanes, *J. Phys. Chem. A*, 105, 1020-1027, 10.1021/jp003292z, 2001.
- 30 Atkinson, R., and Arey, J.: Atmospheric degradation of volatile organic compounds, *Chem. Rev.*, 103, 4605-4638, 10.1021/cr0206420, 2003.
- Atkinson, R., Baulch, D. L., Cox, R. A., Crowley, J. N., Hampson, R. F., Hynes, R. G., Jenkin, M. E., Rossi, M. J., and Troe, J.: Evaluated kinetic and photochemical data for atmospheric chemistry: Volume I - gas phase reactions of Ox, HO_x, NO_x and SO_x species, *Atmos. Chem. Phys.*, 4, 1461-1738, 10.5194/acp-4-1461-2004, 2004.
- 35 Atkinson, R., Baulch, D. L., Cox, R. A., Crowley, J. N., Hampson, R. F., Hynes, R. G., Jenkin, M. E., Rossi, M. J., and Troe, J.: Evaluated kinetic and photochemical data for atmospheric chemistry: Volume II - gas phase reactions of organic species, *Atmos. Chem. Phys.*, 6, 3625-4055, 2006.
- Blando, J. D., and Turpin, B. J.: Secondary organic aerosol formation in cloud and fog droplets: a literature evaluation of plausibility, *Atmos. Environ.*, 34, 1623-1632, 10.1016/s1352-2310(99)00392-1, 2000.

- Boone, E. J., Laskin, A., Laskin, J., Wirth, C., Shepson, P. B., Stirm, B. H., and Pratt, K. A.: Aqueous Processing of Atmospheric Organic Particles in Cloud Water Collected via Aircraft Sampling, *Environ. Sci. Technol.*, 49, 8523-8530, 10.1021/acs.est.5b01639, 2015.
- 5 Boschan, R., Merrow, R. T., and van Dolah, R. W.: The Chemistry of Nitrate Esters, *Chem. Rev.*, 55, 485-510, 10.1021/cr50003a001, 1955.
- Bouma, W. J., and Jennings, K. R.: Negative chemical ionization mass spectrometry of explosives, *Org. Mass Spectrom.*, 16, 331-335, 10.1002/oms.1210160802, 1981.
- Carlton, A. G., and Turpin, B. J.: Particle partitioning potential of organic compounds is highest in the Eastern US and driven by anthropogenic water, *Atmos. Chem. Phys.*, 13, 10203-10214, 10.5194/acp-13-10203-2013, 10 2013.
- Chebbi, A., and Carlier, P.: Carboxylic acids in the troposphere, occurrence, sources, and sinks: A review, *Atmos. Environ.*, 30, 4233-4249, Doi 10.1016/1352-2310(96)00102-1, 1996.
- Connelly, B. M., De Haan, D. O., and Tolbert, M. A.: Heterogeneous Glyoxal Oxidation: A Potential Source of Secondary Organic Aerosol, *J. Phys. Chem. A*, 116, 6180-6187, 10.1021/jp211502e, 2012.
- 15 Corrigan, A. L., Hanley, S. W., and De Haan, D. O.: Uptake of Glyoxal by Organic and Inorganic Aerosol, *Environ. Sci. Technol.*, 42, 4428-4433, 10.1021/es7032394, 2008.
- Crowley, J. N., Ammann, M., Cox, R. A., Hynes, R. G., Jenkin, M. E., Mellouki, A., Rossi, M. J., Troe, J., and Wallington, T. J.: Evaluated kinetic and photochemical data for atmospheric chemistry: Volume V – heterogeneous reactions on solid substrates, *Atmos. Chem. Phys.*, 10, 9059-9223, 10.5194/acp-10-9059-2010, 20 2010.
- Drozd, G., Woo, J., Häkkinen, S. A. K., Nenes, A., and McNeill, V. F.: Inorganic salts interact with oxalic acid in submicron particles to form material with low hygroscopicity and volatility, *Atmos. Chem. Phys.*, 14, 5205-5215, 10.5194/acp-14-5205-2014, 2014.
- El-Sayed, M. M. H., Wang, Y., and Hennigan, C. J.: Direct atmospheric evidence for the irreversible formation of aqueous secondary organic aerosol, *Geophys. Res. Lett.*, 42, 5577-5586, 10.1002/2015GL064556, 2015. 25
- Ervens, B., and Volkamer, R.: Glyoxal processing by aerosol multiphase chemistry: towards a kinetic modeling framework of secondary organic aerosol formation in aqueous particles, *Atmos. Chem. Phys.*, 10, 8219-8244, 10.5194/acp-10-8219-2010, 2010.
- Ervens, B., Turpin, B. J., and Weber, R. J.: Secondary organic aerosol formation in cloud droplets and aqueous particles (aqSOA): a review of laboratory, field and model studies, *Atmos. Chem. Phys.*, 11, 11069-11102, 10.5194/acp-11-11069-2011, 2011. 30
- Ervens, B., Sorooshian, A., Lim, Y. B., and Turpin, B. J.: Key parameters controlling OH-initiated formation of secondary organic aerosol in the aqueous phase (aqSOA), *J. Geophys. Res. Atmos.*, 119, 3997-4016, 10.1002/2013JD021021, 2014.
- 35 Finlayson-Pitts, B. J., and Pitts Jr, J. N.: Chemistry of the upper and lower atmosphere: theory, experiments, and applications, Academic press, 1999.
- Galloway, M. M., Chhabra, P. S., Chan, A. W. H., Surratt, J. D., Flagan, R. C., Seinfeld, J. H., and Keutsch, F. N.: Glyoxal uptake on ammonium sulphate seed aerosol: reaction products and reversibility of uptake under dark and irradiated conditions, *Atmos. Chem. Phys.*, 9, 3331-3345, 10.5194/acp-9-3331-2009, 2009.
- 40 Gilardoni, S., Massoli, P., Paglione, M., Giulianelli, L., Carbone, C., Rinaldi, M., Decesari, S., Sandrini, S., Costabile, F., Gobbi, G. P., Pietrogrande, M. C., Visentin, M., Scotto, F., Fuzzi, S., and Facchini, M. C.: Direct observation of aqueous secondary organic aerosol from biomass-burning emissions, *Proceedings of the National Academy of Sciences*, 10.1073/pnas.1602212113, 2016.

- Gong, W., Stroud, C., and Zhang, L.: Cloud Processing of Gases and Aerosols in Air Quality Modeling, *Atmosphere*, 2, 567-616, 10.3390/atmos2040567, 2011.
- Guo, J., Tilgner, A., Yeung, C., Wang, Z., Louie, P. K. K., Luk, C. W. Y., Xu, Z., Yuan, C., Gao, Y., Poon, S., Herrmann, H., Lee, S., Lam, K. S., and Wang, T.: Atmospheric Peroxides in a Polluted Subtropical
5 Environment: Seasonal Variation, Sources and Sinks, and Importance of Heterogeneous Processes, *Environ. Sci. Technol.*, 48, 1443-1450, 10.1021/es403229x, 2014.
- Guzman, M. I., Colussi, A. J., and Hoffmann, M. R.: Photoinduced oligomerization of aqueous pyruvic acid, *J. Phys. Chem. A*, 110, 3619-3626, 10.1021/jp056097z, 2006.
- Hennigan, C. J., Bergin, M. H., Dibb, J. E., and Weber, R. J.: Enhanced secondary organic aerosol formation
10 due to water uptake by fine particles, *Geophys. Res. Lett.*, 35, DOI:10.1029/2008GL035046, 10.1029/2008GL035046, 2008a.
- Hennigan, C. J., Sullivan, A. P., Fountoukis, C. I., Nenes, A., Hecobian, A., Vargas, O., Peltier, R. E., Case Hanks, A. T., Huey, L. G., Lefer, B. L., Russell, A. G., and Weber, R. J.: On the volatility and production mechanisms of newly formed nitrate and water soluble organic aerosol in Mexico City, *Atmos. Chem. Phys.*, 8,
15 3761-3768, 10.5194/acp-8-3761-2008, 2008b.
- Hodas, N., Sullivan, A. P., Skog, K., Keutsch, F. N., Collett, J. L., Decesari, S., Facchini, M. C., Carlton, A. G., Laaksonen, A., and Turpin, B. J.: Aerosol Liquid Water Driven by Anthropogenic Nitrate: Implications for Lifetimes of Water-Soluble Organic Gases and Potential for Secondary Organic Aerosol Formation, *Environ. Sci. Technol.*, 48, 11127-11136, 10.1021/es5025096, 2014.
- 20 Jang, M. S., Czoschke, N. M., Lee, S., and Kamens, R. M.: Heterogeneous atmospheric aerosol production by acid-catalyzed particle-phase reactions, *Science*, 298, 814-817, 10.1126/science.1075798, 2002.
- Kalberer, M., Paulsen, D., Sax, M., Steinbacher, M., Dommen, J., Prevot, A. S. H., Fisseha, R., Weingartner, E., Frankevich, V., Zenobi, R., and Baltensperger, U.: Identification of polymers as major components of atmospheric organic aerosols, *Science*, 303, 1659-1662, 10.1126/science.1092185, 2004.
- 25 Kampf, C. J., Jakob, R., and Hoffmann, T.: Identification and characterization of aging products in the glyoxal/ammonium sulfate system - implications for light-absorbing material in atmospheric aerosols, *Atmos. Chem. Phys.*, 12, 6323-6333, 10.5194/acp-12-6323-2012, 2012.
- Kirkland, J. R., Lim, Y. B., Tan, Y., Altieri, K. E., and Turpin, B. J.: Glyoxal secondary organic aerosol chemistry: effects of dilute nitrate and ammonium and support for organic radical-radical oligomer formation,
30 *Environ Chem*, 10, 158-166, 10.1071/EN13074, 2013.
- Lawrence, A. H., Neudorfl, P., and Stone, J. A.: The formation of chloride adducts in the detection of dinitro-compounds by ion mobility spectrometry, *Int. J. Mass spectrom.*, 209, 185-195, [http://dx.doi.org/10.1016/S1387-3806\(01\)00497-3](http://dx.doi.org/10.1016/S1387-3806(01)00497-3), 2001.
- 35 Lee, A. K. Y., Herckes, P., Leaitch, W. R., Macdonald, A. M., and Abbatt, J. P. D.: Aqueous OH oxidation of ambient organic aerosol and cloud water organics: Formation of highly oxidized products, *Geophys. Res. Lett.*, 38, 10.1029/2011gl047439, 2011.
- Lee, A. K. Y., Hayden, K. L., Herckes, P., Leaitch, W. R., Liggio, J., Macdonald, A. M., and Abbatt, J. P. D.: Characterization of aerosol and cloud water at a mountain site during WACS 2010: secondary organic aerosol formation through oxidative cloud processing, *Atmos. Chem. Phys.*, 12, 7103-7116, 10.5194/acp-12-7103-2012,
40 2012.
- Lee, B. H., Mohr, C., Lopez-Hilfiker, F. D., Lutz, A., Hallquist, M., Lee, L., Romer, P., Cohen, R. C., Iyer, S., Kurtén, T., Hu, W., Day, D. A., Campuzano-Jost, P., Jimenez, J. L., Xu, L., Ng, N. L., Guo, H., Weber, R. J., Wild, R. J., Brown, S. S., Koss, A., de Gouw, J., Olson, K., Goldstein, A. H., Seco, R., Kim, S., McAvey, K., Shepson, P. B., Starn, T., Baumann, K., Edgerton, E. S., Liu, J., Shilling, J. E., Miller, D. O., Brune, W.,
45 Schobesberger, S., D'Ambro, E. L., and Thornton, J. A.: Highly functionalized organic nitrates in the southeast United States: Contribution to secondary organic aerosol and reactive nitrogen budgets, *Proceedings of the National Academy of Sciences*, 10.1073/pnas.1508108113, 2016.

- Liao, H., and Seinfeld, J. H.: Global impacts of gas-phase chemistry-aerosol interactions on direct radiative forcing by anthropogenic aerosols and ozone, *J. Geophys. Res. Atmos.*, 110, 10.1029/2005jd005907, 2005.
- Liggio, J., Li, S.-M., and McLaren, R.: Reactive uptake of glyoxal by particulate matter, *J. Geophys. Res. Atmos.*, 110, 10.1029/2004JD005113, 10.1029/2004JD005113, 2005.
- 5 Lim, Y. B., and Ziemann, P. J.: Chemistry of Secondary Organic Aerosol Formation from OH Radical-Initiated Reactions of Linear, Branched, and Cyclic Alkanes in the Presence of NO_x, *Aerosol Sci. Technol.*, 43, 604-619, 10.1080/02786820902802567, 2009.
- Lim, Y. B., Tan, Y., Perri, M. J., Seitzinger, S. P., and Turpin, B. J.: Aqueous chemistry and its role in secondary organic aerosol (SOA) formation, *Atmos. Chem. Phys.*, 10, 10521-10539, 10.5194/acp-10-10521-2010, 2010.
- 10 Lim, Y. B., Tan, Y., and Turpin, B. J.: Chemical insights, explicit chemistry, and yields of secondary organic aerosol from OH radical oxidation of methylglyoxal and glyoxal in the aqueous phase, *Atmos. Chem. Phys.*, 13, 8651-8667, 10.5194/acp-13-8651-2013, 2013.
- Lim, Y. B., and Turpin, B. J.: Laboratory evidence of organic peroxide and peroxyhemiacetal formation in the aqueous phase and implications for aqueous OH, *Atmos. Chem. Phys.*, 15, 12867-12877, 10.5194/acp-15-12867-2015, 2015.
- 15 Lin, G., Penner, J. E., Sillman, S., Taraborrelli, D., and Lelieveld, J.: Global modeling of SOA formation from dicarbonyls, epoxides, organic nitrates and peroxides, *Atmos. Chem. Phys.*, 12, 4743-4774, 10.5194/acp-12-4743-2012, 2012.
- 20 Liu, J., Horowitz, L. W., Fan, S., Carlton, A. G., and Levy, H., II: Global in-cloud production of secondary organic aerosols: Implementation of a detailed chemical mechanism in the GFDL atmospheric model AM3, *J. Geophys. Res. Atmos.*, 117, 10.1029/2012jd017838, 2012a.
- Liu, Y., Monod, A., Tritscher, T., Praplan, A. P., DeCarlo, P. F., Temime-Roussel, B., Quivet, E., Marchand, N., Dommen, J., and Baltensperger, U.: Aqueous phase processing of secondary organic aerosol from isoprene photooxidation, *Atmos. Chem. Phys.*, 12, 5879-5895, 10.5194/acp-12-5879-2012, 2012b.
- 25 Loeffler, K. W., Koehler, C. A., Paul, N. M., and De Haan, D. O.: Oligomer formation in evaporating aqueous glyoxal and methyl glyoxal solutions, *Environ. Sci. Technol.*, 40, 6318-6323, 10.1021/es060810w, 2006.
- McNeill, V. F., Woo, J. L., Kim, D. D., Schwier, A. N., Wannell, N. J., Sumner, A. J., and Barakat, J. M.: Aqueous-Phase Secondary Organic Aerosol and Organosulfate Formation in Atmospheric Aerosols: A Modeling Study, *Environ. Sci. Technol.*, 46, 8075-8081, 10.1021/es3002986, 2012.
- 30 McQuarrie, D. A., Rock, P. A., and Gallogly, E. B.: *General chemistry*, WH Freeman New York, 1991.
- Myriokefalitakis, S., Tsigaridis, K., Mihalopoulos, N., Sciare, J., Nenes, A., Kawamura, K., Segers, A., and Kanakidou, M.: In-cloud oxalate formation in the global troposphere: a 3-D modeling study, *Atmos. Chem. Phys.*, 11, 5761-5782, 10.5194/acp-11-5761-2011, 2011.
- 35 Nguyen, T. B., Coggon, M. M., Flagan, R. C., and Seinfeld, J. H.: Reactive Uptake and Photo-Fenton Oxidation of Glycolaldehyde in Aerosol Liquid Water, *Environ. Sci. Technol.*, 47, 4307-4316, 10.1021/es400538j, 2013.
- Nguyen, T. B., Coggon, M. M., Bates, K. H., Zhang, X., Schwantes, R. H., Schilling, K. A., Loza, C. L., Flagan, R. C., Wennberg, P. O., and Seinfeld, J. H.: Organic aerosol formation from the reactive uptake of isoprene epoxydiols (IEPOX) onto non-acidified inorganic seeds, *Atmos. Chem. Phys.*, 14, 3497-3510, 10.5194/acp-14-3497-2014, 2014.
- 40 Noziere, B., and Cordova, A.: A kinetic and mechanistic study of the amino acid catalyzed aldol condensation of acetaldehyde in aqueous and salt solutions, *J. Phys. Chem. A*, 112, 2827-2837, 10.1021/jp7096845, 2008.

- Noziere, B., Dziedzic, P., and Cordova, A.: Products and Kinetics of the Liquid-Phase Reaction of Glyoxal Catalyzed by Ammonium Ions (NH₄⁺), *J. Phys. Chem. A*, 113, 231-237, 10.1021/jp8078293, 2009.
- Odum, J. R., Hoffmann, T., Bowman, F., Collins, D., Flagan, R. C., and Seinfeld, J. H.: Gas/particle partitioning and secondary organic aerosol yields, *Environ. Sci. Technol.*, 30, 2580-2585, Doi 10.1021/Es950943+, 1996.
- 5 Orlando, J. J., and Tyndall, G. S.: The atmospheric chemistry of the HC(O)CO radical, *Int. J. Chem. Kinet.*, 33, 149-156, 10.1002/1097-4601(200103)33:3<149::AID-KIN1008>3.0.CO;2-1, 2001.
- Ortiz-Montalvo, D. L., Lim, Y. B., Perri, M. J., Seitzinger, S. P., and Turpin, B. J.: Volatility and Yield of Glycolaldehyde SOA Formed through Aqueous Photochemistry and Droplet Evaporation, *Aerosol Sci. Technol.*, 46, 1002-1014, 10.1080/02786826.2012.686676, 2012.
- 10 Ortiz-Montalvo, D. L., Hakkinen, S. A. K., Schwier, A. N., Lim, Y. B., McNeill, V. F., and Turpin, B. J.: Ammonium Addition (and Aerosol pH) Has a Dramatic Impact on the Volatility and Yield of Glyoxal Secondary Organic Aerosol, *Environ. Sci. Technol.*, 48, 255-262, 10.1021/es4035667, 2014.
- Paciga, A. L., Riipinen, I., and Pandis, S. N.: Effect of Ammonia on the Volatility of Organic Diacids, *Environ. Sci. Technol.*, 48, 13769-13775, 10.1021/es5037805, 2014.
- 15 Pankow, J. F.: An Absorption-Model of the Gas Aerosol Partitioning Involved in the Formation of Secondary Organic Aerosol, *Atmos. Environ.*, 28, 189-193, Doi 10.1016/1352-2310(94)90094-9, 1994.
- Perri, M. J., Lim, Y. B., Seitzinger, S. P., and Turpin, B. J.: Organosulfates from glycolaldehyde in aqueous aerosols and clouds: Laboratory studies, *Atmos. Environ.*, 44, 2658-2664, 10.1016/j.atmosenv.2010.03.031, 2010.
- 20 Rajapakse, M. Y., Fowler, P. E., Eiceman, G. A., and Stone, J. A.: Dissociation Enthalpies of Chloride Adducts of Nitrate and Nitrite Explosives Determined by Ion Mobility Spectrometry, *J. Phys. Chem. A*, 120, 690-698, 10.1021/acs.jpca.5b10765, 2016.
- Sareen, N., Schwier, A. N., Shapiro, E. L., Mitroo, D., and McNeill, V. F.: Secondary organic material formed by methylglyoxal in aqueous aerosol mimics, *Atmos. Chem. Phys.*, 10, 997-1016, 2010.
- 25 Schwier, A. N., Sareen, N., Mitroo, D., Shapiro, E. L., and McNeill, V. F.: Glyoxal-Methylglyoxal Cross-Reactions in Secondary Organic Aerosol Formation, *Environ. Sci. Technol.*, 44, 6174-6182, 10.1021/es101225q, 2010.
- Seinfeld, J. H., and Pandis, S. N.: *Atmospheric chemistry and physics : from air pollution to climate change*, John Wiley, New York, 1326 pp. pp., 1998.
- 30 Skog, K. M., Baltensperger, U., Collett Jr, J. L., Crippa, M., Decesari, S., Hodas, N., Kaltsonoudis, C., Laaksonen, A., Lim, Y. B., McNeill, V. F., Nemitz, E., Poluzzi, V., Prevot, A. S. H., Sullivan, A. P., Twigg, M. M., Turpin, B. J., and Keutsch, F. N.: Gas-phase Formic and Glyoxylic Acid Formation from Aqueous Aerosol Processing of Glyoxal during PEGASOS, *Environ. Sci. Technol.*, submitted.
- 35 Smith, D. F., Kiss, A., Leach, F. E., Robinson, E. W., Paša-Tolić, L., and Heeren, R. M. A.: High mass accuracy and high mass resolving power FT-ICR secondary ion mass spectrometry for biological tissue imaging, *Anal. Bioanal. Chem.*, 405, 6069-6076, 10.1007/s00216-013-7048-1, 2013.
- Smith, J. N., Barsanti, K. C., Friedli, H. R., Ehn, M., Kulmala, M., Collins, D. R., Scheckman, J. H., Williams, B. J., and McMurry, P. H.: Observations of ammonium salts in atmospheric nanoparticles and possible climatic implications, *Proc. Natl. Acad. Sci. USA*, 107, 6634-6639, 10.1073/pnas.0912127107, 2010.
- 40 Surratt, J. D., Kroll, J. H., Kleindienst, T. E., Edney, E. O., Claeys, M., Sorooshian, A., Ng, N. L., Offenberg, J. H., Lewandowski, M., Jaoui, M., Flagan, R. C., and Seinfeld, J. H.: Evidence for organosulfates in secondary organic aerosol, *Environ. Sci. Technol.*, 41, 517-527, 10.1021/es062081q, 2007a.

- Surratt, J. D., Lewandowski, M., Offenberg, J. H., Jaoui, M., Kleindienst, T. E., Edney, E. O., and Seinfeld, J. H.: Effect of acidity on secondary organic aerosol formation from isoprene, *Environ. Sci. Technol.*, 41, 5363-5369, 10.1021/es0704176, 2007b.
- 5 Surratt, J. D., Gomez-Gonzalez, Y., Chan, A. W. H., Vermeylen, R., Shahgholi, M., Kleindienst, T. E., Edney, E. O., Offenberg, J. H., Lewandowski, M., Jaoui, M., Maenhaut, W., Claeys, M., Flagan, R. C., and Seinfeld, J. H.: Organosulfate formation in biogenic secondary organic aerosol, *J. Phys. Chem. A*, 112, 8345-8378, 10.1021/jp802310p, 2008.
- 10 Surratt, J. D., Chan, A. W. H., Eddingsaas, N. C., Chan, M. N., Loza, C. L., Kwan, A. J., Hersey, S. P., Flagan, R. C., Wennberg, P. O., and Seinfeld, J. H.: Reactive intermediates revealed in secondary organic aerosol formation from isoprene, *Proc. Natl. Acad. Sci. USA*, 107, 6640-6645, 10.1073/pnas.0911114107, 2010.
- Tan, Y., Perri, M. J., Seitzinger, S. P., and Turpin, B. J.: Effects of Precursor Concentration and Acidic Sulfate in Aqueous Glyoxal-OH Radical Oxidation and Implications for Secondary Organic Aerosol, *Environ. Sci. Technol.*, 43, 8105-8112, 10.1021/es901742f, 2009.
- 15 Tan, Y., Carlton, A. G., Seitzinger, S. P., and Turpin, B. J.: SOA from methylglyoxal in clouds and wet aerosols: Measurement and prediction of key products, *Atmos. Environ.*, 44, 5218-5226, 10.1016/j.atmosenv.2010.08.045, 2010.
- Tan, Y., Lim, Y. B., Altieri, K. E., Seitzinger, S. P., and Turpin, B. J.: Mechanisms leading to oligomers and SOA through aqueous photooxidation: insights from OH radical oxidation of acetic acid and methylglyoxal, *Atmos. Chem. Phys.*, 12, 801-813, 10.5194/acp-12-801-2012, 2012.
- 20 Tolocka, M. P., and Turpin, B.: Contribution of Organosulfur Compounds to Organic Aerosol Mass, *Environ. Sci. Technol.*, 46, 7978-7983, 10.1021/es300651v, 2012.
- Volkamer, R., Ziemann, P. J., and Molina, M. J.: Secondary Organic Aerosol Formation from Acetylene (C₂H₂): seed effect on SOA yields due to organic photochemistry in the aerosol aqueous phase, *Atmos. Chem. Phys.*, 9, 1907-1928, 2009.
- 25 Wexler, A. S., and Clegg, S. L.: Atmospheric aerosol models for systems including the ions H⁺, NH₄⁺, Na⁺, SO₄²⁻, NO₃⁻, Cl⁻, Br⁻, and H₂O, *J. Geophys. Res. Atmos.*, 107, ACH 14-11-ACH 14-14, 10.1029/2001JD000451, 2002.
- 30 Yu, G., Bayer, A. R., Galloway, M. M., Korshavn, K. J., Fry, C. G., and Keutsch, F. N.: Glyoxal in Aqueous Ammonium Sulfate Solutions: Products, Kinetics and Hydration Effects, *Environ. Sci. Technol.*, 45, 6336-6342, 10.1021/es200989n, 2011.
- 35 Zhang, Q., Jimenez, J. L., Canagaratna, M. R., Allan, J. D., Coe, H., Ulbrich, I., Alfarra, M. R., Takami, A., Middlebrook, A. M., Sun, Y. L., Dzepina, K., Dunlea, E., Docherty, K., DeCarlo, P. F., Salcedo, D., Onasch, T., Jayne, J. T., Miyoshi, T., Shimono, A., Hatakeyama, S., Takegawa, N., Kondo, Y., Schneider, J., Drewnick, F., Borrmann, S., Weimer, S., Demerjian, K., Williams, P., Bower, K., Bahreini, R., Cottrell, L., Griffin, R. J., Rautiainen, J., Sun, J. Y., Zhang, Y. M., and Worsnop, D. R.: Ubiquity and dominance of oxygenated species in organic aerosols in anthropogenically-influenced Northern Hemisphere midlatitudes, *Geophys. Res. Lett.*, 34, 10.1029/2007gl029979, 10.1029/2007gl029979, 2007.
- Zhang, R., Suh, I., Zhao, J., Zhang, D., Fortner, E. C., Tie, X., Molina, L. T., and Molina, M. J.: Atmospheric New Particle Formation Enhanced by Organic Acids, *Science*, 304, 1487-1490, 10.1126/science.1095139, 2004.
- 40 Zhou, Y., Zhang, H., Parikh, H. M., Chen, E. H., Rattanavaraha, W., Rosen, E. P., Wang, W., and Kamens, R. M.: Secondary organic aerosol formation from xylenes and mixtures of toluene and xylenes in an atmospheric urban hydrocarbon mixture: Water and particle seed effects (II), *Atmos. Environ.*, 45, 3882-3890, 10.1016/j.atmosenv.2010.12.048, 2011.
- 45 Zhu, J., and Cole, R. B.: Formation and decompositions of chloride adduct ions, [M + Cl]⁻, in negative ion electrospray ionization mass spectrometry, *J. Am. Soc. Mass. Spectrom.*, 11, 932-941, [http://dx.doi.org/10.1016/S1044-0305\(00\)00164-1](http://dx.doi.org/10.1016/S1044-0305(00)00164-1), 2000.

Table 1: Elemental compositions of organic-inorganic compounds at 180 minute irradiation time (UPLC-Q-TOF-MS negative mode analysis)

Aerosols (Conditions)	m/z	Elemental Composition	Compound	Error (ppm)
AS (Humid)	61.9907	N1O3	Nitric Acid	37.6
	88.9840	C2H1O4	Oxalic Acid	45.3
	96.9667	H1O4S1	Sulfuric Acid	68.0
	146.9669 (z = 2)	C6H2N2O12	Organonitrate	-95.5
	154.9581	C2H3O6S1	Glycolic acid-sulfate Ester*	-48.3
	197.9096	C2N1O8S1	Nitrooxy-organosulfate	-128.4
	225.9279 227.9426	C4H1N1O8Cl(35)1 C4H1N1O8Cl(37)1	Organonitrate	-51.9 26.0
SA (Humid)	61.9911	N1O3	Nitric Acid	44.1
	96.9603	H1O4S1	Sulfuric Acid	2.0
	146.9665 (z = 2)	C6H2N2O12	Organonitrate	-98.2
	181.9389	C2N1O7S1	Nitrooxy-organosulfate	-6.6
	186.9598	C2H3O8S1	Oxalic Acid-Sulfuric Acid	23.5
	197.9053	C2N1O8S1	Nitrooxy-organosulfate	-150.1
	225.9278 227.9404	C4H1N1O8Cl(35)1 C4H1N1O8Cl(37)1	Organonitrate	-52.3 16.4
	282.8897	C6H3O11S1	Organosulfate	-178.4
	288.8996	C8H1O10S1	Organosulfate	-103.8
AS (Dry)	61.9925	N1O3	Nitric Acid	66.7
	96.9614	H1O4S1	Sulfuric Acid	13.4
	146.9677 (z = 2)	C6H2N2O12	Organonitrate	-90.1
	171.0956	C6H11N4O2	Organonitrogen	40.0
	173.0084	C6H5O6	Organic Acid	-4.4
SA (Dry)	62.0241	N1O3	Nitric Acid	-10.5
	89.0389	C2H5N2O2	Organonitrogens	36.5
	96.9604	H1O4S1	Sulfuric Acid	3.1
	172.9572	C2H5O7S1	Glycolic Acid-Sulfuric Acid	109.5
	186.9687	C2H3O8S1	Oxalic Acid-Sulfuric Acid	71.1
	247.0045	C4H7O10S1	Tartaric Acid-Sulfuric Acid	113.2

*Glycolic acid-sulfate ester was detected by Galloway et al., 2009

Table 2: Elemental compositions of glyoxal and other organic-inorganic compounds at 180 minute irradiation time (UPLC-Q-TOF-MS positive mode analysis)

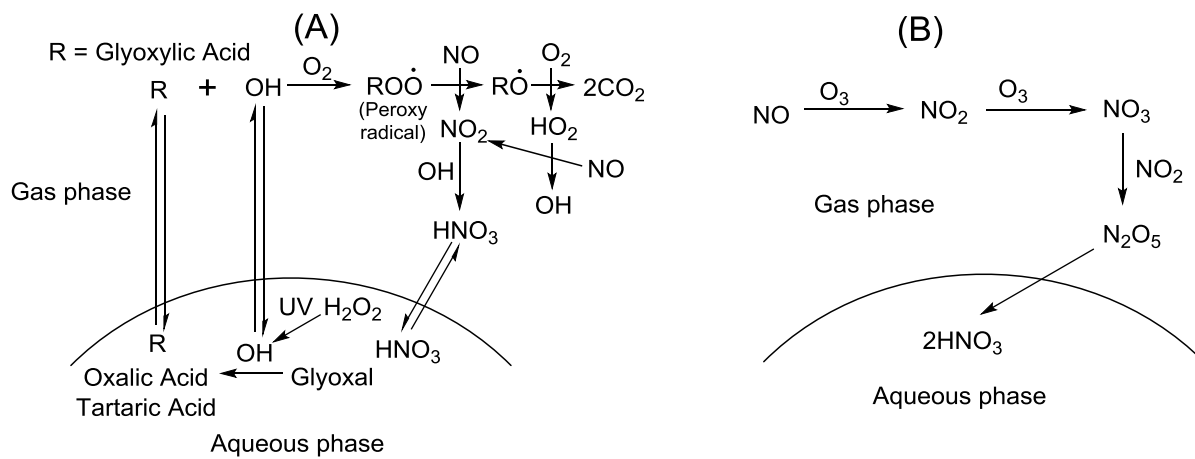
Aerosols (Conditions)	m/z ⁺	Elemental Composition	Compound	Error (ppm)
AS (Humid)	69.0491	C3H5N2	Imidazole*	63.4
	107.9732 (z = -2)	C4H109Na1	Organic Peroxide	-20.0
	109.0698	C4H10N2Na1	Imine	-35.0
	145.0652	C5H9N2O3	Imidazole*	30.5
	149.0299	C5H6N2O2Na1	Imidazole	-72.8
	203.1056	C7H12N6Na1	Imidazole	19.9
SA (Humid)	95.0307	C2H7O4	Glyoxal** (dihydrated)	33.5
	98.9911	C2H4O3Na1	Glyoxal** (monohydrated)	-143.1
	145.0499	C4H10O4Na1	Glyoxal (hydrated by 2 MeOHs)	19.1
	149.0294	C6H6O3Na1	Organic Compound	56.9
AS (Dry)	69.0528	C3H5N2	Imidazole*	116.9
	113.0274	C3H6O3Na1	Glyoxal (hydrated by 1 MeOH)	57.4
	117.0098	C2H4O6Na1	Glyoxal (dihydrated)	-51.5
	131.0348	C3H8O4Na1	Glyoxal (hydrated by 1 MeOH)	25.3
	149.0299	C5H6N2O2Na1	Imidazole	-33.9
	203.0614	C7H11N2O5	Imidazole*	23.9
SA (Dry)	95.0415	C2H7O4	Glyoxal** (dihydrated)	80.1
	98.9894	C2H4O3Na1	Glyoxal** (monohydrated)	-160.3
	131.0065	C3H8O4Na1	Glyoxal (hydrated by 1 MeOH)	-190.7
	149.0213	C6H6O3Na1	Organic Compound	2.6

*Imidazole detected by Kampf et al., 2012

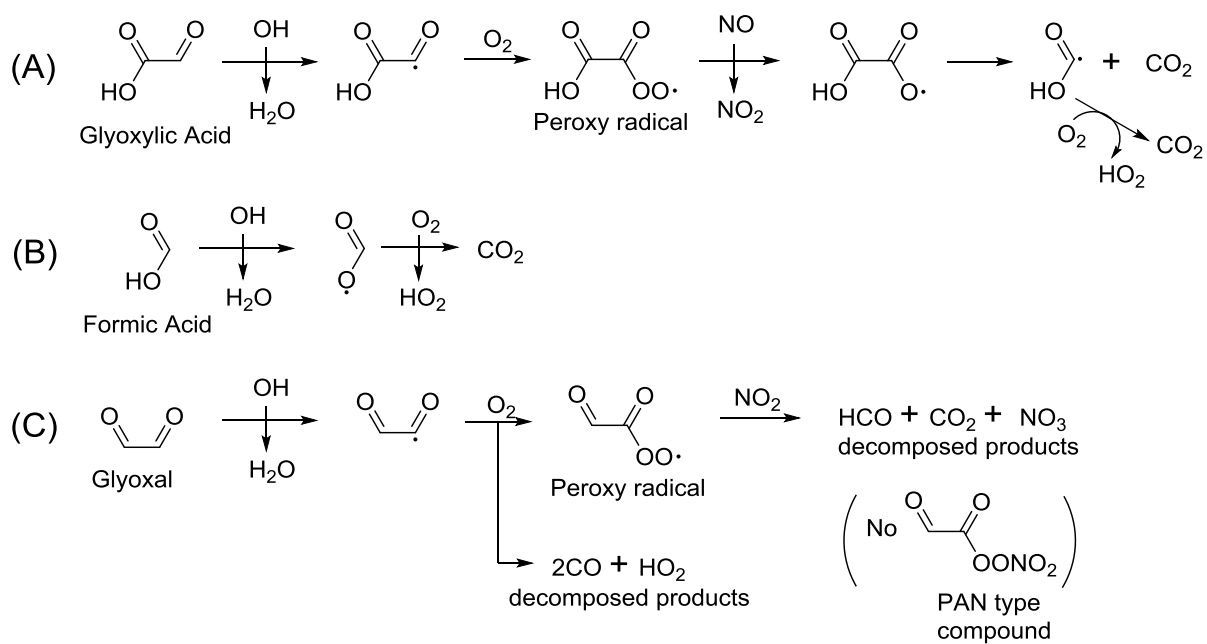
**Glyoxal appeared at t = 0 min, but disappeared during the irradiation

Table 3: Elemental compositions of organic-inorganic compounds in dark reactions (UPLC-HR-Q-TOF-MS negative mode analysis)

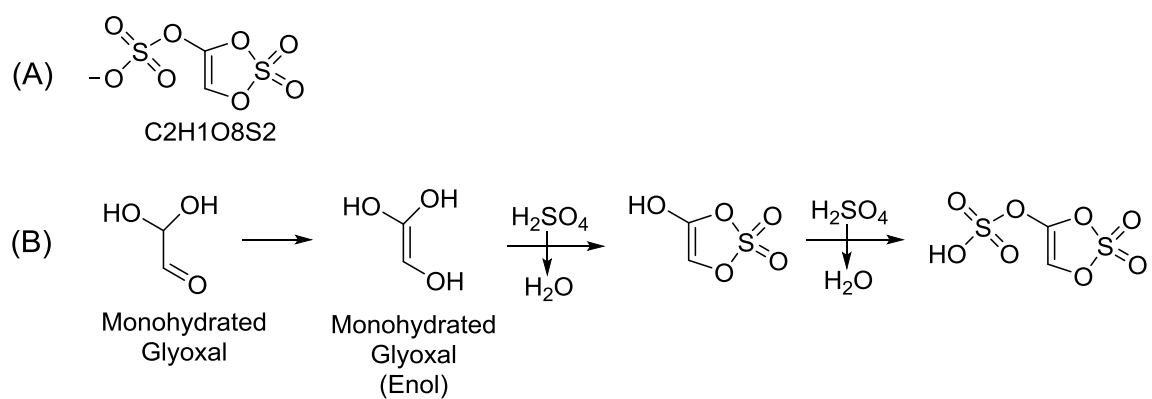
Aerosols (Conditions)	m/z	Elemental Composition	Compound	Error (ppm)
AS (Solution)	96.9596	H1O4S1	Sulfuric Acid	-5.2
	194.9268	H3O8S2	Sulfuric Acid Dimer	-3.5
	216.9095	C2H1O8S2	Organosulfate	-10.8
AS (Dry)	96.9608	H1O4S1	Sulfuric Acid	7.2
	216.9142	C2H1O8S2	Organosulfate	10.9
	275.1671	C13H23O6	Organic Acid Oligomer	62.1
	311.1689	C13H27O8	Organic Acid Oligomer	-7.2
	339.1974	C15H31O8	Organic Acid Oligomer	-14.9
	397.0972	C14H21O13	Organic Acid Oligomer	-3.9
AS (Humid)	61.9862	N1O3	Nitric Acid	-35.0
	96.9603	H1O4S1	Sulfuric Acid	2.0
	146.9671 (z = 2)	C6H2N2O12	Organonitrate	-94.1
	181.9377	C2N1O7S1	Nitrooxy-Organosulfate	-13.2
	197.9200	C2N1O8S1	Nitrooxy-Organosulfate	-75.8
	209.9507	C3N1O8S1	Nitrooxy-Organosulfate	14.8
	225.9276	C4H1N1O8Cl1	Organonitrate	-52.7
	243.9025	C3O9S2	Organosulfate	14.7
	288.9074	C4H1O13S1	Organosulfate	24.0
	373.8744	C6N1O14S2	Nitrooxy-Organosulfate	-5.8
	401.9027	C6N3O16S1	Nitrooxy-Organosulfate	5.5
486.8823	C10H3N2O17S2	Nitrooxy-Organosulfate	-11.1	
SA (Solution)	96.9614	H1O4S1	Sulfuric Acid	13.4
	194.9283	H3O8S2	Sulfuric Acid Dimer	4.2
	216.9104	C2H1O8S2	Organosulfate	-6.6
SA (Dry)	96.9611	H1O4S1	Sulfuric Acid	10.3
	275.1615	C13H23O6	Organic Acid Oligomer	41.7
	293.1608	C13H25O7	Organic Acid Oligomer	0.8
	311.1589	C13H27O8	Organic Acid Oligomer	-39.3
	339.1808	C13H27O9	Organic Acid Oligomer	-43.5
SA (Humid)	61.9908	N1O3	Nitric Acid	39.3
	96.9622	H1O4S1	Sulfuric Acid	21.6
	146.9669 (z = 2)	C6H2N2O12	Organonitrate	-95.5
	209.9499	C10N2O15S1	Nitrooxy-Organosulfate	-7.7
	225.9277	C4H1N1O8Cl1	Organonitrate	-52.7
	243.9090	C6O18S4	Organonitrate	41.3
	288.9016	C4H1O11S2	Organosulfate	17.4
	311.1672	C10H23N4O7	Organonitrate	32.1
	339.1943	C12H27N4O7	Organonitrate	17.0
	373.8829	C6N1O14S2	Nitrooxy-organosulfate	16.9
	401.9040	C6N3O16S1	Nitrooxy-organosulfate	8.8
486.8861	C8H7O18S3	Nitrooxy-organosulfate	12.5	



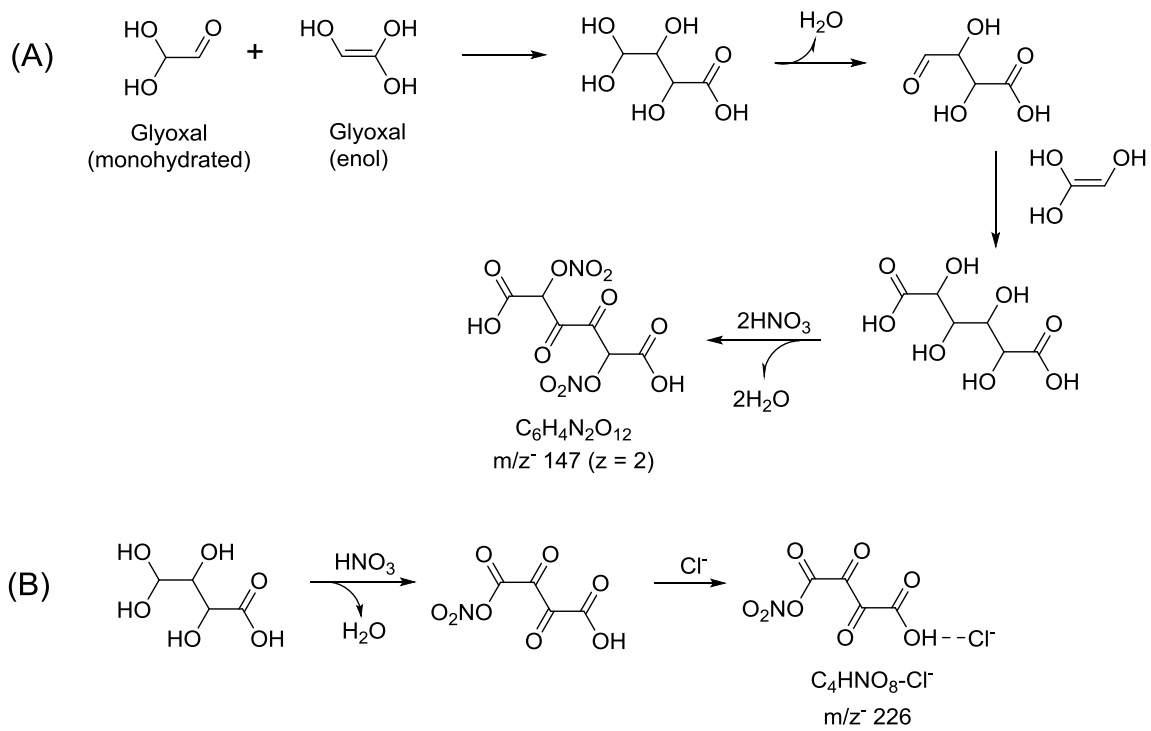
Scheme 1: Nitric acid formation in the UV (A) and in the dark (B)



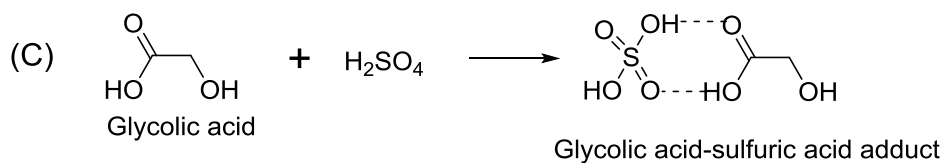
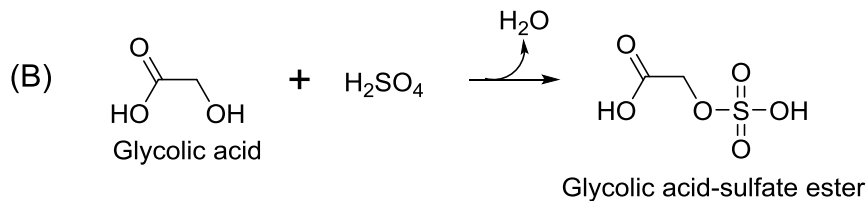
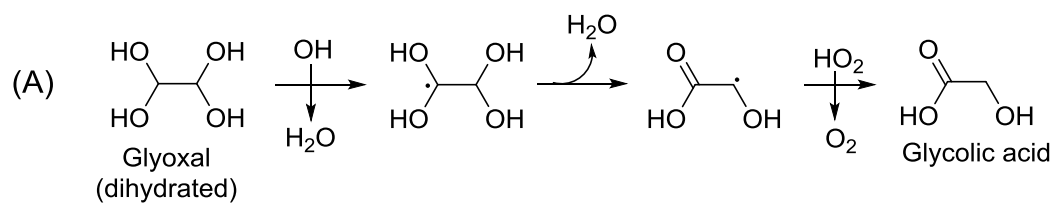
Scheme 2: Mechanisms of gas-phase OH reactions in the presence of NO_x for glyoxylic acid (A) formic acid (B) and glyoxal (C)



Scheme 3: The structure of $C_2H_{10}O_8S_2$ (A) and its formation from glyoxal and sulfuric acids (B)



Scheme 4: Proposed formation of two organonitrates, $m/z^- 147$ (A) and $m/z^- 226$ (B)



Scheme 5: Proposed glycolic acid formation from OH reaction of glyoxal in the aqueous phase (A), glycolic acid-sulfate ester formation from non-radical reactions of glycolic acid with sulfuric acid (B), and glycolic acid-sulfuric acid adduct formation (C)

5

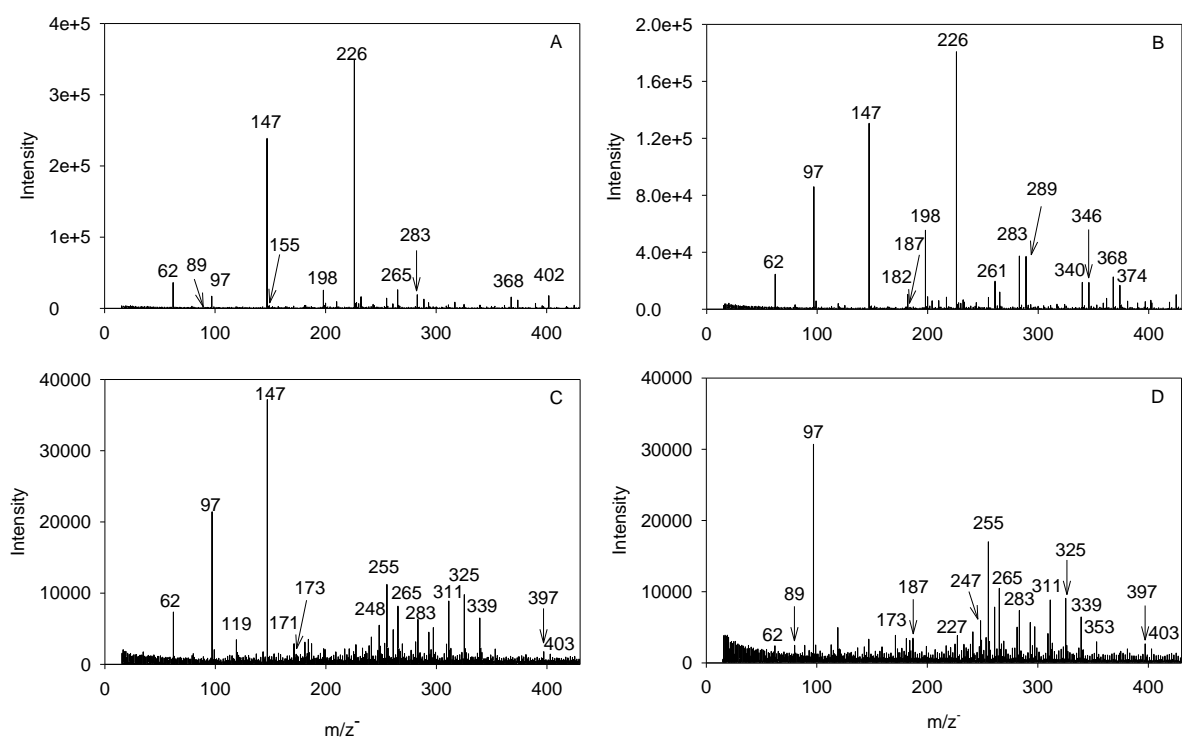


Figure 1: Negative-mode mass spectra for 3 hour-irradiated AS aerosols (A) and SA aerosols (B) in the humid chamber, and AS aerosols (C) and SA aerosols (D) in the dry chamber

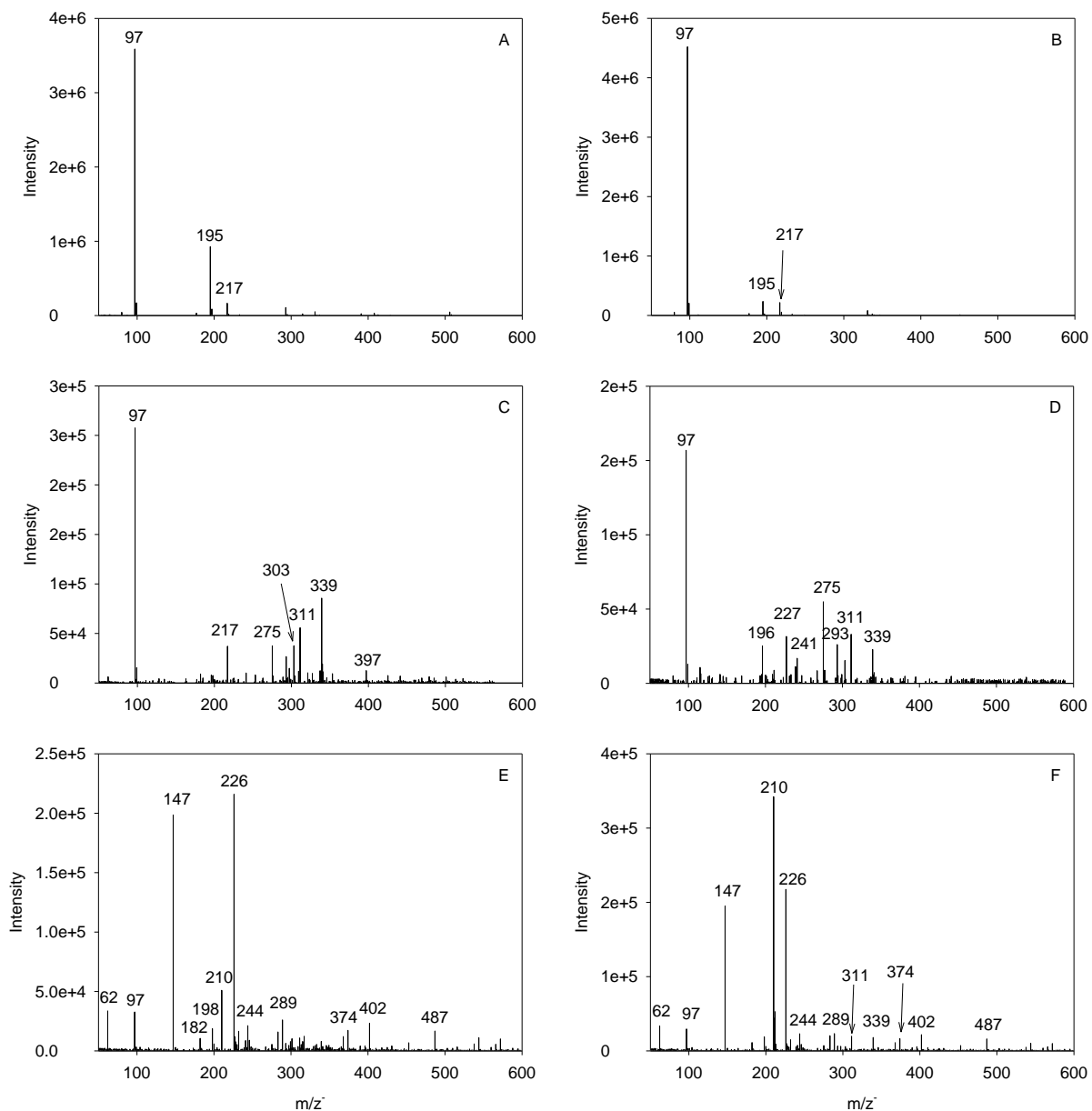


Figure 2: Negative-mode mass spectra for dark reactions of glyoxal- H_2O_2 - $(\text{NH}_4)_2\text{SO}_4$ (A, C and E) and glyoxal- H_2O_2 - H_2SO_4 (B, D and F). (A) and (B) are solutions. (C) and (D) are aerosols in the dry chamber, and (E) and (F) are aerosols in the humid chamber at dark reaction time = 0 min

5

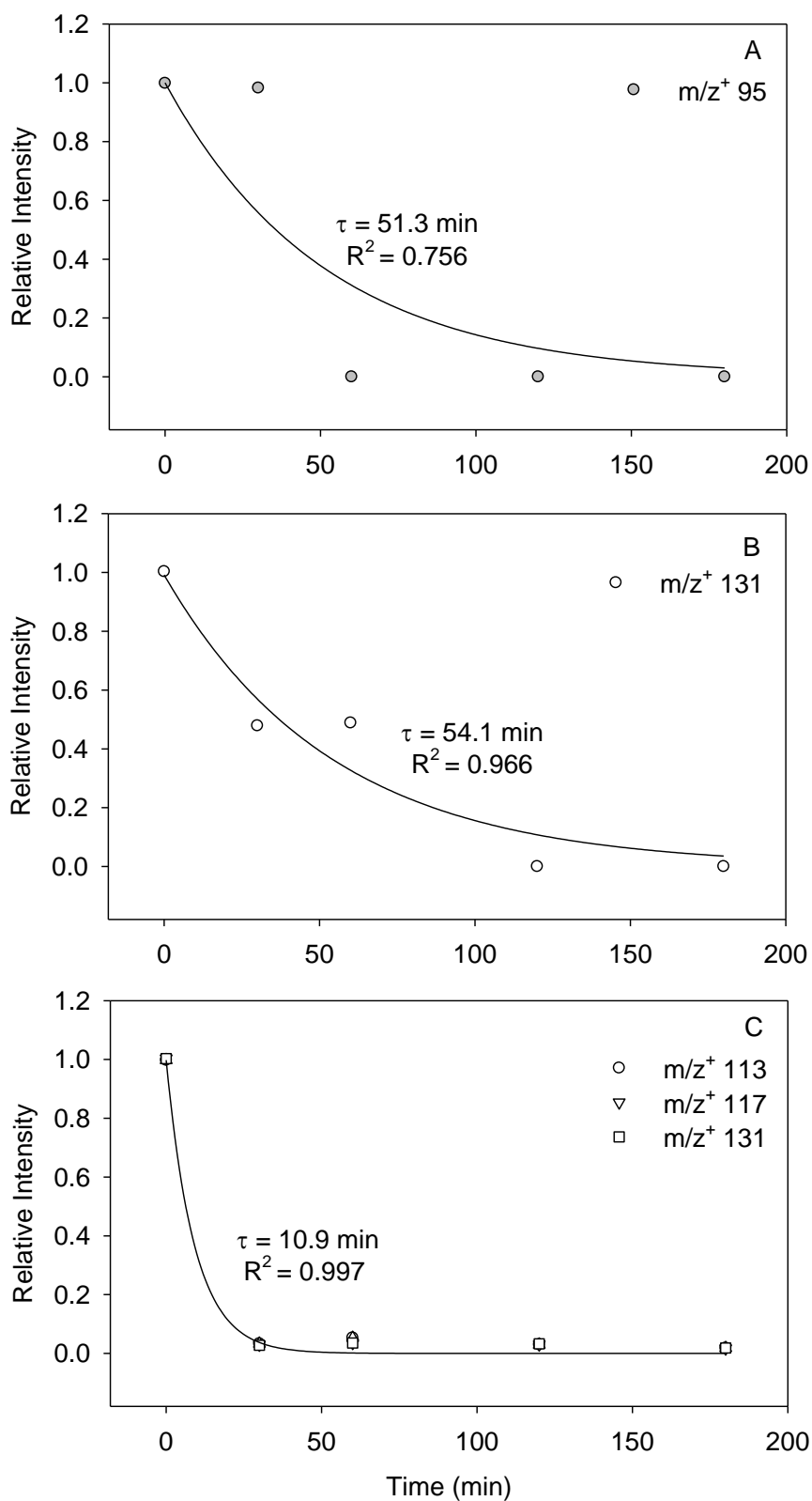


Figure 3: The decay of glyoxal in SA aerosols in the humid (A) and in the dry chamber (B), and in AS aerosols in the dry chamber (C) (τ = lifetime)

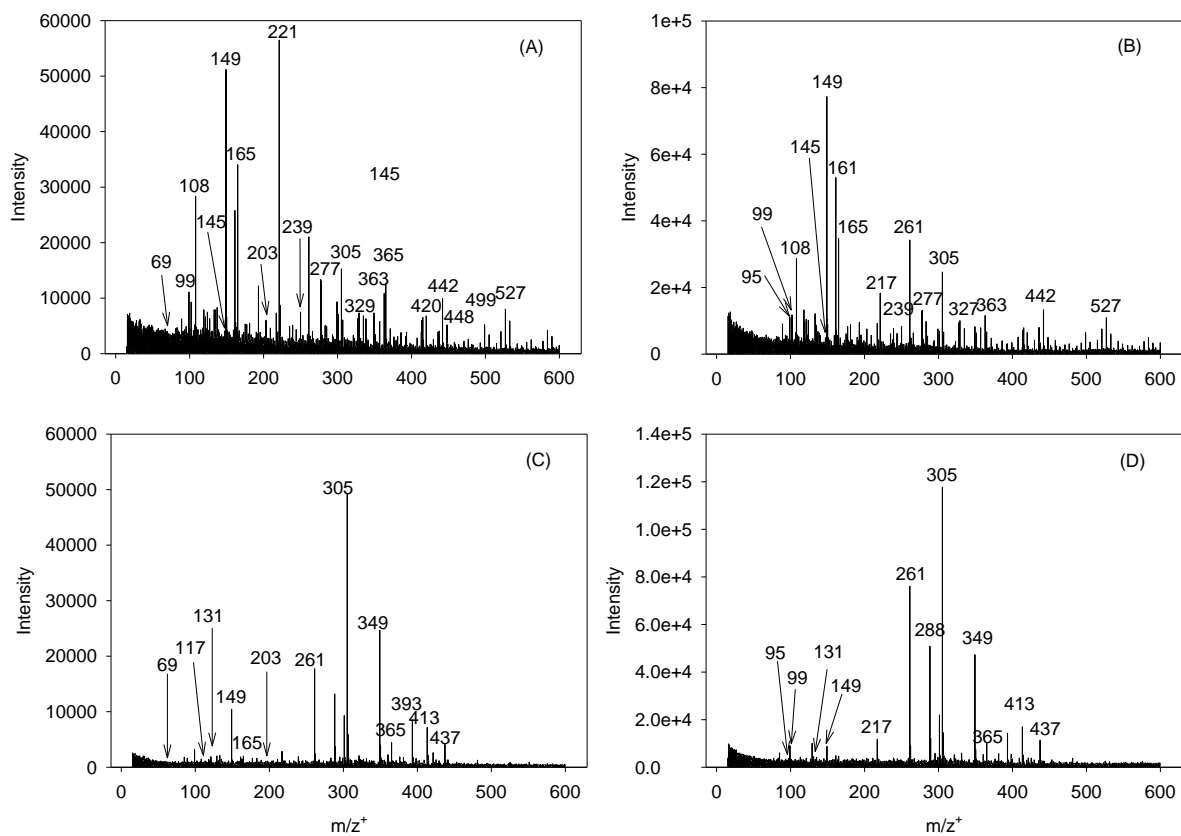


Figure 4: Positive-mode mass spectra for 3 hour-irradiated AS aerosols (A) and SA aerosols (B) in the humid chamber, and AS aerosols (C) and SA aerosols (D) in the dry chamber

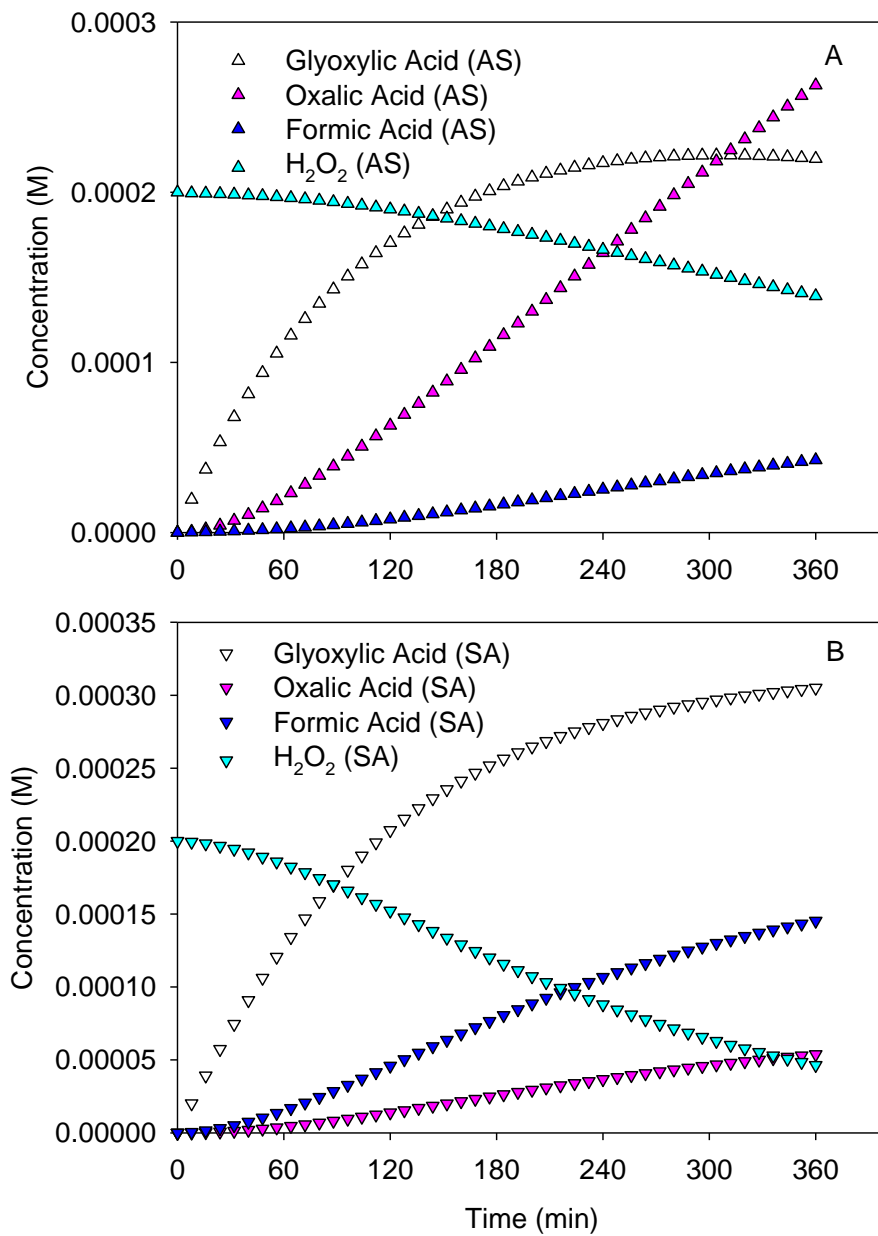


Figure 5: Simulated concentrations in ALW of AS aerosols (A) and SA aerosols (B) during 3 hour irradiation in the humid chamber

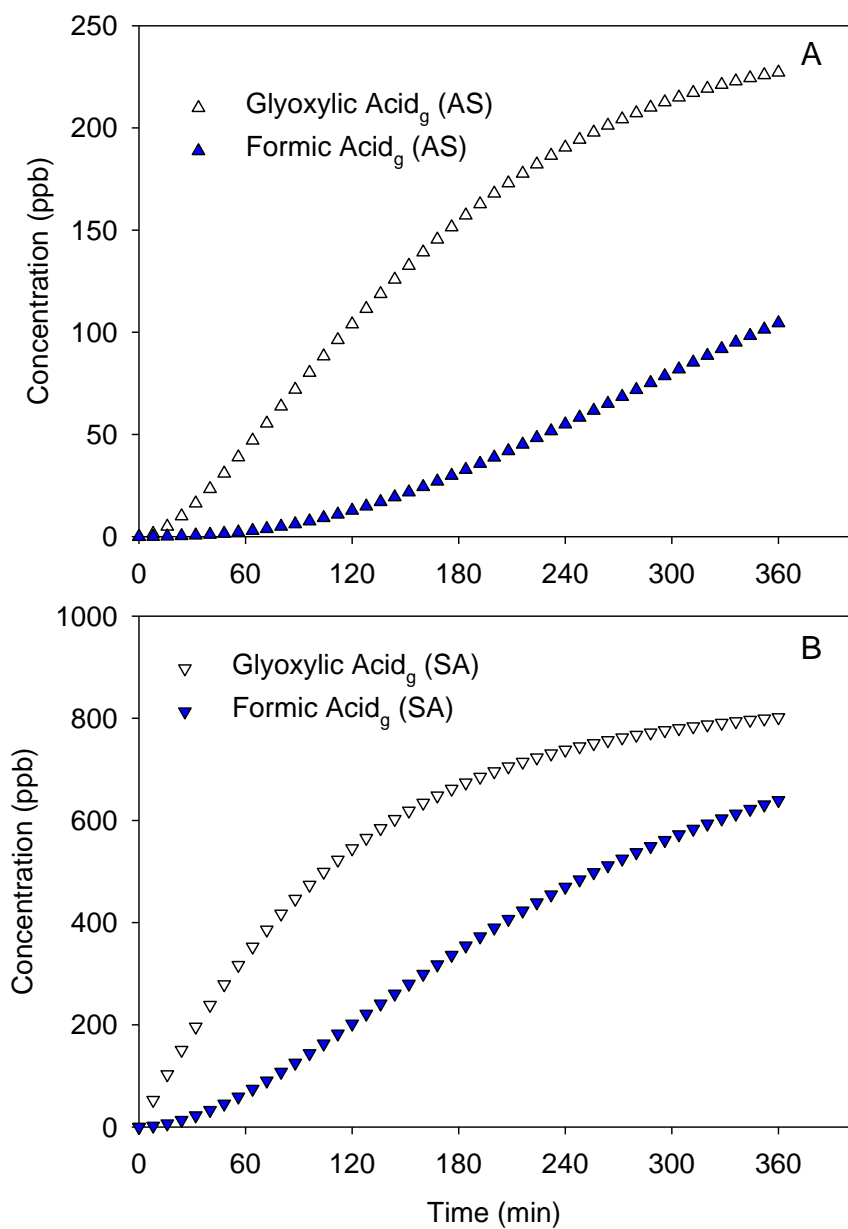


Figure 6: Gas-phase simulations of glyoxylic acid and formic acid evaporated from AS aerosols (A) and SA aerosols (B) during 3 hour irradiation in the humid chamber