

Formation of highly oxygenated organic molecules from aromatic compounds.

Ugo Molteni¹, Federico Bianchi², Felix Klein¹, Imad El Haddad¹, Carla Frege¹, Michel J. Rossi¹, Josef Dommen¹, Urs Baltensperger^{1,*}

5 ¹Laboratory of Atmospheric Chemistry, Paul Scherrer Institute, CH-5232 Villigen, Switzerland

²Department of Physics, University of Helsinki, 00014 Helsinki, Finland

Correspondence to: Urs Baltensperger (urs.baltensperger@psi.ch)

Abstract

10 Anthropogenic volatile organic compounds (AVOC) often dominate the urban atmosphere and consist to a large degree of aromatic hydrocarbons (ArHC), such as benzene, toluene, xylenes, and trimethylbenzenes, e.g. from handling and combustion of fuels. These compounds are important precursors for the formation of secondary organic aerosol. Despite their recognized importance as atmospheric reactants, the formation of highly oxygenated molecules (HOMs) in the gas phase leading to (extremely) low volatility compounds has not been studied in the past. Here we show that oxidation of aromatics with OH leads to a subsequent autoxidation chain reaction forming HOMs with an O:C ratio of up to 1.09. This is exemplified for five single-ring ArHC (benzene, toluene, o-/m-/p-xylene, mesitylene (1,3,5-trimethylbenzene) and ethylbenzene), as well as two conjugated polycyclic ArHC (naphthalene and biphenyl). We report the elemental composition of the HOMs and show the differences in the oxidation patterns of these ArHCs. A potential pathway for the formation of these HOMs from aromatics is presented and discussed. We hypothesize that AVOC may contribute substantially to new particle formation events that have been detected in urban areas.

15

20

1 Introduction

Volatile organic compounds (VOCs) from biogenic and anthropogenic sources are the precursors of atmospheric oxidation products in the gas and particle phase. While global biogenic VOC (BVOC) emissions are a factor of 10 higher than the emissions of anthropogenic VOCs (AVOCs), the latter often dominate in the urban atmosphere (Atkinson and Arey, 2003). It was shown recently that atmospheric oxidation products of BVOCs, such as the monoterpene alpha-pinene, include highly oxygenated molecules (HOMs) through an autoxidation mechanism (Crouse et al., 2012, 2013; Ehn et al., 2014). The first step is a reaction of either OH free radicals or ozone with the VOC. After addition of O₂ to the carbon-centered radical site the RO₂· radical can isomerize by intra-molecular hydrogen abstraction to form a new carbon-centered radical (QOOH) (Crouse et al., 2012, 2013; Ehn et al., 2014). Further O₂-addition/isomerization sequences result in HOMs bearing several hydroperoxy groups. This autoxidation mechanism is supported by various experimental studies which used biogenic

25

30

precursors, i.e. monoterpenes, sesquiterpenes, isoprene, and structural surrogates of these and computer simulations (Berndt et al., 2015; Jokinen et al., 2014, 2015; Kurtén et al., 2015; Mentel et al., 2015; Praplan et al., 2015; Richters et al., 2016; Rissanen et al., 2014, 2015). HOMs of those compounds were found to initiate new particle formation and substantially contribute to early particle growth, which is important for the survival of newly formed particles and their ability to form cloud condensation nuclei, CCN (Bianchi et al., 2016; Kirkby et al., 2016; Tröstl et al., 2016). CCN can impact climate via their influence on cloud properties; this changes the radiation balance nowadays and did even more so in the pre-industrial period (Carslaw et al., 2013; Gordon et al., 2016).

AVOCs are comprised of a high fraction of aromatic hydrocarbons (ArHC), such as benzene, toluene, xylenes, and trimethylbenzenes, which are released from handling and combustion of fuels (Atkinson and Arey, 2003), and are important precursors for the formation of secondary organic aerosol (SOA) (Bruns et al., 2016; Li et al., 2016; Metzger et al., 2010). The OH radical is the preponderant atmospheric oxidant for ArHC except for phenols or substituted ArHC with non-aromatic double bonds where ozone and the NO₃ radical play a relevant role (Calvert et al., 2002). The addition of the OH radical to the aromatic ring results in the formation of a hydroxycyclohexadienyl-type radical (Bohn, 2001; Molina et al., 1999). Despite the fact that ArHC·OH adducts under atmospheric conditions react with O₂ to yield peroxy radicals (Calvert et al., 2002; Glowacki and Pilling, 2010; Suh et al., 2003) it is not known if ArHC oxidation also yields HOMs. No carbon balance could be reached so far and generally only about 50% of the carbon reacted was identified as products (Calvert et al., 2002). When aromaticity is lost by OH-addition, non-aromatic double bonds are formed representing highly reactive products to more oxidants, which is a peculiar behaviour not observed in other classes of VOC (Calvert et al., 2002). This behaviour makes the investigation of ArHC oxidation more complex.

Here we show the formation of HOMs from ArHC upon reaction with OH radicals. We present product distributions of HOMs in terms of molecular masses and molecular formulas for a series of aromatic precursors based on measurements with a nitrate chemical ionization atmospheric pressure interface time of flight mass spectrometer (CI-APi-TOF) (Ehn et al., 2014; Jokinen et al., 2012; Kürten et al., 2011). A potential pathway along with a possible mechanism for the formation of HOMs from aromatic compounds is discussed.

2 Experimental section

2.1 Flow tube

Five single-ring ArHCs: benzene (Merck), toluene (VWR Chemicals), a mixture of o-/m-/p-xylene isomers (Merck), mesitylene (1,3,5-trimethylbenzene) (Fluka), ethylbenzene (Fluka), as well as two polycyclic ArHCs naphthalene (Fluka) and biphenyl (Sigma-Aldrich) were investigated in a flow tube (Table 1). The experimental set-up is shown in Figure 1. Zero air from a pure air generator (Aadco Instruments, Inc., Cleves OH, USA) was used. A 104-cm long Pyrex glass tube of 7.4 cm diameter described previously (Pratte and Rossi, 2006) was used as a flow tube. Vapors of the aromatic compounds were generated from a glass vial, and collected by a stream of zero air (1.1 L min⁻¹) via a glass capillary for liquid compounds (and

from a flask flushed with the same stream of zero air for solid compounds). To generate OH free radicals, zero air (7 L min^{-1}) was passed through a Nafion humidifier (Perma Pure) fed with ultra-pure water, and was then irradiated by an excimer lamp at 172 nm (7.2 eV) (Kogelschatz, 1990, 2012; Salvermoser et al., 2008). The Xe excimer lamp has a coaxial geometry and consists of a tubular quartz cell which surrounds a quartz flow tube (outer diameter 10 mm) which is used as OH radical generator. Previous works (Bartels-Rausch et al., 2011) used this set up for HO_2 radical generation. Subsequently, the air stream with the OH free radicals was combined at an angle of 90 degrees with the reagent flow containing the aromatic vapors before entering the flow tube, initiating the oxidation reaction. This experimental set-up avoids any potential bias due to exposure of ArHC vapors to UV radiation (Jain et al., 2012; Peng et al., 2016). This mixture (total 8.1 L min^{-1}) was injected into a laminar sheath flow of 6.7 L min^{-1} zero air at the inlet of the flow tube. The residence time in the flow tube was 20 sec . All experiments were performed at 25° C . A description of the chemical reactions involved in the excimer lamp OH radical production and a flow tube kinetic model for the mesitylene oxidation are given in Appendix C.

2.2 Instruments

The concentration of the ArHC precursors and D9-butanol as an OH tracer was measured at the exit of the flow tube with a proton-transfer-reaction time of flight mass spectrometer (PTR-TOF-MS) (Jordan et al., 2009) when the excimer lamp to generate OH free radicals was switched off and on. A nitrate chemical ionization atmospheric pressure interface time of flight mass spectrometer (CI-APi-TOF) (Ehn et al., 2014; Jokinen et al., 2012; Kürten et al., 2011) measured the chemical composition of the HOMs that were formed via OH free radical oxidation of the aromatics. HOMs were detected either through acid-base reaction or adduct formation with a nitrate ion according to the scheme:



Trifluoroacetic acid (monomer and dimer) was detected as major contaminant in the CI-APi-TOF spectra. We identified the Nafion humidifier membrane as the source of fluorinated organic compounds.

HOMs yields are calculated as the ratio of HOMs measured to ArHC reacted. HOMs were quantified using the calibration factor for sulfuric acid and assuming the same charging efficiency for HOMs (Ehn et al., 2014; Kirkby et al., 2016). From the decrease of the precursor concentration (lights off versus lights on) we determined an average OH concentration. From the experiments with D9-butanol, toluene, mesitylene and biphenyl an average OH concentration of $2 \cdot 10^8 \text{ OH cm}^{-3}$ was obtained. Assuming the same OH production of the lamp in all experiments ArHC reacted was calculated from the OH radical exposure using the reaction rate coefficients at 25° C . Ozone, produced in the excimer irradiated region as a side product of OH generation, was measured to be about 140 ppbv at the exit of the flow tube and is therefore not expected to play a significant role in the oxidation of ArHC in flow tube experiments.

3 Results and discussion

3.1 Comparison of HOMs from different ArHC

The oxidation products of the OH reaction with each of the five single-ring and two polycyclic ArHCs were measured at the exit of the tube using the CI-APi-TOF. Table 1 lists the initial concentration and the reaction rate constant of them with the OH radical, the reacted fraction (%), the HOMs concentration and the HOMs yield (%) calculated based on the reacted precursor. All investigated compounds yielded HOMs in a range between 0.1 and 1.4 % of the reacted ArHC. They were detected either as adducts with a nitrate ion (NO_3^-) or as deprotonated ions. Appendix A presents HOMs peak lists for all the ArHC compounds: for each compound we report the first n peaks that sum up to 80% of the total detected signal of HOMs.

Figure 2 displays the mass spectra obtained from the monocyclic aromatics. In the mass-to-charge (m/z) range 130 – 365 thomson (Th; 1 Th = 1 Da e^{-1} , where e is the elementary charge), the oxidation products contain the carbon skeleton of the precursor (monomer region), while in the m/z range 285 – 540 Th the number of carbon atoms is doubled (dimer region). The lower end of the peak sequence (which for the benzene experiment corresponds to the oxidation product with formula $\text{C}_6\text{H}_6\text{O}_5(\text{NO}_3^-)$) is shifted by differences of 14 Th (CH_2) each from benzene via toluene and xylene/ethylbenzene to mesitylene due to the additional substituent groups. In general, a series of peaks with a mass difference of two oxygen atoms can be seen in the monomer as well as the dimer region. At each oxygen addition a few peaks are observed because oxidation compounds with the same carbon and oxygen number but different hydrogen number were observed. These peaks can be attributed to closed shell or radical compounds based on the number of hydrogen (even or odd).

HOMs from naphthalene and biphenyl are presented in Figure 3. Monomers, dimers, trimers, and tetramers are observed, and even pentamers for biphenyl. While some of the dimers may have been formed by $\text{RO}_2^\cdot - \text{RO}_2^\cdot$ reactions, most of the higher n -mers are probably bonded by intermolecular interactions, similar to biogenic HOMs (Donahue et al., 2013). Clusters with $m/z \geq 800$ Th might already be detected by particle counters with a mobility diameter $d \geq 1.5$ nm (Kulmala et al., 2013).

In Table 2 we summarize the general features of the peak distribution of monomers, dimers and n -mers, as well their O:C ratios. The values given in the table cannot be considered to be absolute values, since we do not know the transmission function of the mass spectrometer. Thus, the dimer/monomer ratio might be different. However, since the mass-dependent ion transmission efficiency is rather smooth the given values may faithfully represent the relative product distribution of the different aromatic compounds. However, the given values may be a good proxy of the relative behaviour of the product distribution of the different aromatic compounds. Most of the identified peaks (77-94%) were detected as adduct with NO_3^- .

The integrated signal intensity in the monomer region makes up 61 to 80% of the total detected ArHC products signal for the monocyclic ArHCs and 34-52% for the double-ring compounds. A further analysis of HOMs from monocyclic ArHC shows an increase in the dimer fraction which coincides with an increase in the methyl/ethyl substituents as follows: benzene (20%), toluene (29%), ethylbenzene (31%), xylene (35%), mesitylene (39%). This indicates that the branching ratio of $\text{RO}_2^\cdot + \text{RO}_2^\cdot$ to dimer (R3c) compared to the other reaction channels (R3a,b) is higher for the more substituted aromatics. This is


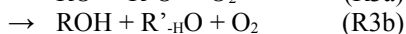
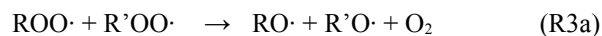
125 based on the assumption that the lamp produces similar concentrations of OH and HO₂ radicals and that the reaction rate coefficients $k(\text{RO}_2\cdot + \text{HO}_2\cdot)$ (R4a) are similar for all RO₂·. Monomers as well as dimers are highly oxygenated, even though the molecular oxygen-to-carbon (O:C) ratio is 20-30% higher for the monomers compared to the dimers. Single-ring ArHC monomers have on average an O:C ratio of 0.94 (0.50 for the double-ring ArHC) while dimers that were generated from monocyclic ArHC have on average an O:C ratio of 0.67 (0.32 for the double-ring ArHC). This may be due to the dimer
130 formation mechanism itself, which is thought to be the formation of a peroxide C-O-O-C bond which involves elimination of molecular oxygen (Mentel et al., 2015; Wallington et al., 1992). Additionally, more oxygenated radicals have a higher probability to undergo an unimolecular termination compared to a radical-radical recombination (RO₂· + RO₂· or RO₂· + HO₂·). More oxygen atoms imply more peroxy functional groups and therefore a higher probability of a hydrogen abstraction in geminal position of a peroxide which results in an OH radical loss and a carbonyl group formation. Therefore, the fraction
135 of dimer formation should decrease with higher oxygen content. Furthermore, we assume that less oxygenated radicals, although not quantitatively detected by the CI-API-TOF (Berndt et al., 2015; Hyttinen et al., 2015), will nevertheless participate in the dimer formation. Substantially lower O:C ratios are found for naphthalene and biphenyl, whereby the trend between the monomers and the dimers and higher order clusters is the same as for the single-ring ArHCs. The lower O:C ratio is probably owing to the fact that the second aromatic ring remains and does not allow for extensive autoxidation.

140 Figure 4 shows the contribution of the most abundant identified HOMs to 80% of the total signal. The chemical composition of the observed monomers, dimers and radicals for each precursor is presented in Appendix B (Figure B-1 to Figure B-7). It is seen that in the series benzene, toluene, xylene, mesitylene the number of HOMs needed to sum up 80% of the total signal decreases (except for ethylbenzene). The increasing number of methyl groups appears to influence the oxidation pathways and leads to less HOM products. Ethylbenzene shows the highest number of HOMs. These also include monomers with 7
145 carbon atoms as well as dimers with an unexpectedly low number of hydrogen atoms (20 instead of 22) (Figure B – 3). This could indicate the occurrence of different pathways due to the ethyl group, a chemistry less bounded to the aromatic ring which implies an initial hydrogen abstraction step by the OH radical. Together with ethylbenzene also benzene and naphthalene, the two not substituted ArHC tested, present dimers with an unexpected low hydrogen number (12 instead of 14 and 16 instead of 18). Biphenyl also shows an unexpectedly low number of hydrogen atoms for some of the HOM
150 monomers detected. This feature, highlighted in the four above-mentioned compounds, turns out to be a minority in terms of peaks detected and relative peak intensity.

3.2 ArHC HOMs formation mechanism

A generalized mechanism that may explain the formation of these highly oxygenated compounds from ArHCs by OH
155 addition is exemplified for mesitylene in Figure 5. This mechanism is also applicable to the other ArHCs tested. An OH free radical attack on alkyl-substituted arenes is thought to either abstract a hydrogen atom from an sp³ hybridized carbon, or to add to the aromatic ring. Starting from a generic aromatic compound with formula C_xH_y, hydrogen abstraction results in a

C_xH_{y-1} radical while OH addition results in a radical with the formula $C_xH_{y+1}O_1$. If we allow both initial intermediate products to proceed via autoxidation by formal addition of O_2 , we expect radicals with the composition $C_xH_{y-1}O_{ze}$ (initial hydrogen abstraction) and $C_xH_{y+1}O_{zo}$ (initial OH addition) to be formed, where z denotes any number of oxygen atoms, even number (ze) in the former case and odd number (zo) in the latter case. This addition of molecular O_2 increases the mass of the compounds by 32 Da resulting in the propagation of a radical with an odd number of oxygen atoms. This can be seen by m/z shifts of 32 Th in the mass spectra. For the ArHCs tested we do not observe radicals with the formula $C_xH_{y-1}O_{ze}$, owing to the fact that hydrogen abstraction is a minor pathway (with e.g. a branching ratio of 7% for toluene according to the Master Chemical Mechanism MCM 3.3.1 (Jenkin et al., 2003), which yields products like benzaldehyde and benzyl alcohol). For mesitylene (Figure 5), the OH-adduct and the first $RO_2\cdot$ radical ($HO-C_xH_yOO\cdot$) cannot be detected with the nitrate CI-API-TOF (Hyttinen et al., 2015) and are reported in grey in Figure 5. More highly oxygenated $RO_2\cdot$ radicals with the formula $C_9H_{13}O_{5-11}$ were however found, with the highest intensity for $C_9H_{13}O_7$ (3% of the sum of the identified HOMs). In addition to radicals with an odd oxygen number, radicals with an even oxygen number of molecular formula $C_xH_{y+1}O_{ze}$ were observed (Figure 5). These radicals are likely produced via $RO_2\cdot + RO_2\cdot$ (or $RO_2\cdot + HO_2\cdot$), involving the formation of an alkoxy radical intermediate (Lightfoot et al., 1992; Mentel et al., 2015; Orlando and Tyndall, 2012; Vereecken and Peeters, 2009) according to:



These alkoxy radicals (R3a and R4b) may isomerize to an alcohol by internal H-abstraction forming a carbon centred radical, which can again take up an oxygen molecule and follow the autoxidation route. The peroxy radicals of this reaction channel have the formula $C_xH_{y+1}O_{ze}$ (see Fig.5). Besides the formation of alkoxy radicals recombination can also lead to a carbonyl and alcohol species (R3b) with the formulae $C_xH_yO_z$ and $C_xH_{y+2}O_z$. The much higher intensity of the peaks with formula $C_xH_{y+2}O_z$ compared to those with the composition $C_xH_yO_z$ can be ascribed to a high contribution from the recombination of $RO_2\cdot$ with $HO_2\cdot$ (R4a). This is due to the high $HO_2\cdot$ concentration in our experiments since $HO_2\cdot$ is also formed in the OH radical source. The formation of ROOR (R3c) corresponds to $C_{2x}H_{2y+2}O_z$ dimer formation with z being even or odd, depending on the combination of the reacting peroxy radicals. We also detected free radicals and closed-shell molecules with an unexpectedly high number of hydrogen atoms, with the formulae $C_xH_{y+(3,5)}O_z$ and $C_xH_{y+(4,6)}O_z$, respectively. For mesitylene (Fig. 5), radicals with the formula $C_9H_{15}O_{7-11}$ were identified, with the highest signals found for $C_9H_{15}O_7$ (1%), and $C_9H_{15}O_8$ (2%). These compounds are likely formed by a second OH addition as discussed further below. Monomer closed-shell molecules were detected as $C_9H_{12}O_{5-11}$ (4%), $C_9H_{14}O_{4-11}$ (25%), and $C_9H_{16}O_{5-10}$ (12%). We assume that the $C_9H_{12}O_{5-11}$ molecules derive from the first radical generation ($C_9H_{13}O_{5-11}$) and the $C_9H_{16}O_{5-10}$ molecules from a second OH attack ($C_9H_{15}O_{7-11}$). The $C_9H_{14}O_{4-11}$ molecules may be produced from either the first or the second OH attack. However

further investigation is required to test these hypotheses. We also want to point out that the relative signal intensities may be
190 biased by the nitrate clustering properties and do not necessarily reflect the actual distribution of compounds. Similarly, the
compounds with an H-atom number lower than the ArHC precursor could have been formed by an H-abstraction from first
generation products with formula $C_xH_yO_z$.

The recombination of two peroxy radicals may lead to a covalently-bound peroxy-bridged dimer. We observed three classes
of such products (Figure 5): i) from the recombination of two first-generation radicals (13 hydrogen atoms each) with the
195 molecular formula $C_{18}H_{26}O_{8-13}$ (30% of the total intensity), ii) from the recombination of a first generation radical with a
second generation radical (13 + 15 hydrogen atoms) with formula $C_{18}H_{28}O_{9-12}$ (3% of the total signal), and iii) from the
recombination of two radicals from the second generation (15 + 15 hydrogen atoms), where only one compound was
identified ($C_{18}H_{30}O_{11}$, 1%).

Some identified monomer and dimer peaks belong to oxygenated molecules with less carbon atoms than the respective
200 precursor. This is likely the result of a fragmentation process. HOMs with less C atoms than the parent molecule have also
been previously described from terpene precursors via CO elimination (Rissanen et al., 2014, 2015). Here, the aromatics
show mostly also a loss of H-atoms when fragmenting. This indicates that a methyl group can be lost after oxidation to an
alkoxy radical as formaldehyde or a carbon fragment can be lost after ring cleavage. As mentioned above, we hypothesize
that the $C_xH_{y+(3,5)}O_z$ radicals and $C_xH_{y+(4,6)}O_z$ molecules may have formed by multiple OH attacks in our reactor. This is
205 possible when the second OH attacks a product molecule that contains two hydrogen atoms more than the parent molecule.
To allow for the addition of a second OH free radical these first generation closed-shell molecules must still contain a double
bond in their structure. A third OH attack is observed only for some compounds: benzene, ethylbenzene, xylene, naphthalene
and biphenyl; the contribution of these HOMs to the total of the detected signals is always extremely low. The mechanism
will likely proceed in a similar way.

210 An explicit mechanism after OH addition for a possible pathway of the aromatic autoxidation is suggested in Figure 6 for up
to seven oxygen atoms. After addition of OH and loss of aromaticity an oxygen molecule can be added forming a peroxy
radical. It has been established that the latter can cyclize producing a second stabilized allylic radical with an endocyclic O_2
bridge (Baltaretu et al., 2009; Birdsall and Elrod, 2011; Pan and Wang, 2014). On this oxygen bridged bicyclic radical
further oxygen addition and cyclization might occur up to a peroxy radical with seven oxygen atoms ($C_9H_{13}O_7$), which is the
215 species detected at relatively high intensity (3.5%). This mechanism varies among the ArHC tested. Aromatics with a lower
number of methyl/ethyl substituents seem to form radicals with a higher number of oxygen (i.e., up to 9-11 atoms, Appendix
B). However, it appears that a single ring ArHC can host up to a maximum of 11 oxygen atoms and a ring opening step
seems to be a requirement to reach such a high O:C ratio. In Figure 6 we hypothesize possible branching channels where this
may happen. A peroxy radical recombination can form an alkoxy radical which can decompose by a C-C bond cleavage
220 yielding a carbonyl group and a carbon centred radical. Such a ring opening step was already proposed for α -pinene to
explain the high O:C ratio (Kurtén et al., 2015). Termination reactions of those alkoxy radicals can also form molecules
containing still double bonds which can further react with OH radicals leading to compounds with four hydrogen atoms more

than the precursor. As mentioned above naphthalene and biphenyl, despite the polycyclic skeleton, do not show a radically different behaviour compared to the single-ring ArHCs. The maximum number of oxygen atoms that their monomer HOMs can host is 10 for naphthalene and 11 for biphenyl. Biphenyl seems to compare with its single ring analogue benzene. $C_6H_8O_5$ and $C_{12}H_{12}O_5$ are the strongest peaks indicating that the oxidation of one benzene ring in biphenyl proceeds in a similar way. Similarly, the strongest dimer is $C_{12}H_{14}O_8$ for benzene and $C_{24}H_{22}O_8$ for biphenyl, respectively. Compounds with extra-high H-atoms are more frequently found for biphenyl, which is expected as there is a second reactive aromatic ring remaining after (auto)-oxidation of the first one. Thus, a second OH attack is easily possible. Naphthalene seems to take up less oxygen than the other compounds, showing the maximum signal intensity at 4-5 oxygen atoms for monomers and only 4-6 for dimers. This may indicate that not both rings can easily be autoxidized in one step. It is also interesting to note that compounds from a second OH attack do not show a strong increase of the oxygen content, neither for the single nor for the double ring ArHCs.

4 Conclusions and atmospheric implications

All tested compounds yielded HOMs and we conclude that this is a common feature of aromatic compounds. Similar to the oxidation process that yields HOMs from terpenes the oxidation process of ArHC yields highly oxygenated compounds containing the carbon skeleton of the precursor (monomers) as well as twice as many carbons (dimers). It is known from previous studies that ArHC are able to add molecular oxygen to the molecule after OH addition forming an oxygen-bridged bicyclic radical. Our measurements of highly oxygenated compounds up to eleven oxygen atoms in a monomer reveal that an autoxidation radical chain reaction occurs by adding several more oxygens to the initially formed radical. The autoxidation radical chain reaction is thought to proceed via intra-molecular abstraction of a hydrogen atom from an acidic C-H bond by a peroxy radical and the consequent formation of a hydroperoxy functional group and a carbon centered radical that can take up an oxygen molecule from the surrounding and eventually repeat the whole process n times (here called Type I autoxidation). In the case of aromatic compounds, when the aromaticity is destroyed, Type II autoxidation may happen by further addition of oxygen to the allylic resonance-stabilized radical followed by an attack of the peroxy group to the internal double bonds forming an oxygen bridge. This can proceed up to a peroxy radical of 7 oxygen. We speculate that Type II autoxidation might also occur in organic molecules with two double bonds like isoprene and limonene. Even though the autoxidation of ArHCs will lead to different chemical compounds compared to HOMs from terpenes we expect similar chemical and physical characteristics such as functional groups and volatility. In both cases extremely low volatility highly oxygenated dimer species are formed, which may play an important role in new particle formation.

Recent studies (Nakao et al., 2011; Schwantes et al., 2016) suggest a mechanism where the initial step is the formation of the phenolic equivalent ArHC followed by additional oxidation steps yielding “polyphenolic” structures with high O:C ratio (up to 1.2). However literature data are showing varying yields for the conversion of arenes to phenols via the OH radical addition and H elimination. According to MCM 3.3.1 (Jenkin et al., 2003) benzene and toluene have quite high phenol yields

255 (approximately 50 and 20 %, respectively) while mesitylene shows a rather small yield (4%). This fact should be reflected in the final HOMs yield with alkyl substituted ArHCs being less effective in yielding HOMs. However in our experiments we did not detect such a difference in the HOMs yields linked to phenol formation yields. A relevant fraction of the detected HOMs showed a hydrogen atom number higher than the precursor ArHC which cannot be explained with the presence of just polyphenolic compounds as oxidation products.

260 Under urban conditions, in the presence of NO, the reaction of $RO_2 + NO$ will compete with the autoxidation pathway. This can lead to relatively highly oxygenated nitrates of low volatility or oxyradicals. The latter can isomerize to a carbon centred radical as under our conditions and again undergo autoxidation. Highly oxygenated organic nitrates have been recently identified in SOA (Lee et al., 2016). While this study shows that autoxidation can also occur after an OH attack of ArHC, the formation of low volatility products via this route in the presence of NO, which is typical of urban atmospheres, needs

265 further investigation. First generation oxidation products may still contain carbon-carbon double bonds, which could also further react with ozone forming more highly oxygenated products. Since the reaction time is very short in the flow tube this reaction is negligible but could be another potential pathway in the ambient atmosphere.

Some of the HOMs measured here from the oxidation of ArHC have the same composition as the HOMs formulae identified by Bianchi et al. (2016) during winter time nucleation episodes at the Jungfraujoch High Altitude Research Station.

270 Our findings can help in explaining the missing carbon balance in ArHC oxidation experiments. Furthermore, the fact that the oxidation of ArHC can rapidly form HOMs of very low volatility makes ArHC a potential contributor to nucleation and early particle growth during nucleation episodes observed in urban areas. (Stanier et al., 2004; Wang et al., 2015; Xiao et al., 2015; Yu et al., 2016).

275

Acknowledgments.

We thank Prof. Dr. Markus Ammann for the laboratory equipment, Dr. Dogushan Kilic for technical support, Dr. Simone Maria Pieber and Dr. Christopher Robert Hoyle for scientific discussions and comments on the manuscript. The tofTools team is acknowledged for providing tools for mass spectrometry analysis. This work was supported by the Swiss National
280 Science Foundation (20020_152907 / 1).

References

- Atkinson, R. and Arey, J.: Atmospheric degradation of volatile organic compounds, *Chem. Rev.*, 103(12), 4605–4638, doi:10.1021/cr0206420, 2003.
- 285 Baltaretu, C. O., Lichtman, E. I., Hadler, A. B. and Elrod, M. J.: Primary atmospheric oxidation mechanism for toluene, *J. Phys. Chem. A*, 113(1), 221–230, doi:10.1021/jp806841t, 2009.
- Bartels-Rausch, T., Ulrich, T., Huthwelker, T. and Ammann, M.: A novel synthesis of the N-13 labeled atmospheric trace gas peroxyacetic acid, *Radiochim. Acta*, 99(5), 285–292, doi:10.1524/ract.2011.1830, 2011.
- Berndt, T., Richters, S., Kaethner, R., Voigtländer, J., Stratmann, F., Sipilä, M., Kulmala, M. and Herrmann, H.: Gas-phase ozonolysis of cycloalkenes: formation of highly oxidized RO₂ radicals and their reactions with NO, NO₂, SO₂ and Other RO₂ radicals, *J. Phys. Chem. A*, (2), 150923134432004, doi:10.1021/acs.jpca.5b07295, 2015.
- 290 Bianchi, F., Tröstl, J., Junninen, H., Frege, C., Henne, S., Hoyle, C. R., Molteni, U., Herrmann, E., Adamov, A., Bukowiecki, N., Chen, X., Duplissy, J., Gysel, M., Hutterli, M., Kangasluoma, J., Kontkanen, J., Kurten, A., Manninen, H. E., Munch, S., Perakyla, O., Petaja, T., Rondo, L., Williamson, C., Weingartner, E., Curtius, J., Worsnop, D. R., Kulmala, M., Dommen, J. and Baltensperger, U.: New particle formation in the free troposphere: A question of chemistry and timing, *Science* (80), 352(6289), 1109–1112, doi:10.1126/science.aad5456, 2016.
- 295 Birdsall, A. W. and Elrod, M. J.: Comprehensive NO-dependent study of the products of the oxidation of atmospherically relevant aromatic compounds, *J. Phys. Chem. A*, 115(21), 5397–5407, doi:10.1021/jp2010327, 2011.
- Bohn, B.: Formation of peroxy radicals from OH–toluene adducts and O₂, *J. Phys. Chem. A*, 105(25), 6092–6101, doi:10.1021/jp0033972, 2001.
- 300 Bruns, E. A., El Haddad, I., Slowik, J. G., Kilic, D., Klein, F., Baltensperger, U. and Prévôt, A. S. H.: Identification of significant precursor gases of secondary organic aerosols from residential wood combustion, *Sci. Rep.*, 6(February), 27881, doi:10.1038/srep27881, 2016.
- Calvert, J. G., Atkinson, R., Becker, K. H., Kamens, R. M., Seinfeld, J. H., Wallington, T. H. and Yarwood, G.: *The mechanisms of atmospheric oxidation of the aromatic hydrocarbons*, Oxford University Press., 2002.
- 305 Carslaw, K. S., Lee, L. a, Reddington, C. L., Pringle, K. J., Rap, A., Forster, P. M., Mann, G. W., Spracklen, D. V., Woodhouse, M. T., Regayre, L. and Pierce, J. R.: Large contribution of natural aerosols to uncertainty in indirect forcing, *Nature*, 503(7474), 67–71, doi:10.1038/nature12674, 2013.
- Crouse, J. D., Knap, H. C., Ørnsø, K. B., Jørgensen, S., Paulot, F., Kjaergaard, H. G. and Wennberg, P. O.: Atmospheric fate of methacrolein. 1. peroxy radical isomerization following addition of OH and O₂, *J. Phys. Chem. A*, 116(24), 5756–5762, doi:10.1021/jp211560u, 2012.
- 310 Crouse, J. D., Nielsen, L. B., Jørgensen, S., Kjaergaard, H. G. and Wennberg, P. O.: Autoxidation of organic compounds in the atmosphere, *J. Phys. Chem. Lett.*, 4(20), 3513–3520, doi:10.1021/jz4019207, 2013.

- Donahue, N. M., Ortega, I. K., Chuang, W., Riipinen, I., Riccobono, F., Schobesberger, S., Dommen, J., Baltensperger, U., Kulmala, M., Worsnop, D. R. and Vehkamäki, H.: How do organic vapors contribute to new-particle formation?, *Faraday Discuss.*, 165, 91, doi:10.1039/c3fd00046j, 2013.
- Ehn, M., Thornton, J. a., Kleist, E., Sipilä, M., Junninen, H., Pullinen, I., Springer, M., Rubach, F., Tillmann, R., Lee, B., Lopez-Hilfiker, F., Andres, S., Acir, I.-H., Rissanen, M., Jokinen, T., Schobesberger, S., Kangasluoma, J., Kontkanen, J., Nieminen, T., Kurtén, T., Nielsen, L. B., Jørgensen, S., Kjaergaard, H. G., Canagaratna, M., Maso, M. D., Berndt, T., Petäjä, T., Wahner, A., Kerminen, V.-M., Kulmala, M., Worsnop, D. R., Wildt, J. and Mentel, T. F.: A large source of low-volatility secondary organic aerosol, *Nature*, 506(7489), 476–479, doi:10.1038/nature13032, 2014.
- Glowacki, D. R. and Pilling, M. J.: Unimolecular reactions of peroxy radicals in atmospheric chemistry and combustion, *ChemPhysChem*, 11(18), 3836–3843, doi:10.1002/cphc.201000469, 2010.
- Gordon, H., Sengupta, K., Rap, A., Duplissy, J., Frege, C., Williamson, C., Heinritzi, M., Simon, M., Yan, C., Almeida, J., Tröstl, J., Nieminen, T., Ortega, I. K., Wagner, R., Dunne, E. M., Adamov, A., Amorim, A., Bernhammer, A.-K., Bianchi, F., Breitenlechner, M., Brilke, S., Chen, X., Craven, J. S., Dias, A., Ehrhart, S., Fischer, L., Flagan, R. C., Franchin, A., Fuchs, C., Guida, R., Hakala, J., Hoyle, C. R., Jokinen, T., Junninen, H., Kangasluoma, J., Kim, J., Kirkby, J., Krapf, M., Kürten, A., Laaksonen, A., Lehtipalo, K., Makhmutov, V., Mathot, S., Molteni, U., Monks, S. A., Onnela, A., Peräkylä, O., Piel, F., Petäjä, T., Praplan, A. P., Pringle, K. J., Richards, N. A. D., Rissanen, M. P., Rondo, L., Sarnela, N., Schobesberger, S., Scott, C. E., Seinfeld, J. H., Sharma, S., Sipilä, M., Steiner, G., Stozhkov, Y., Stratmann, F., Tomé, A., Virtanen, A., Vogel, A. L., Wagner, A. C., Wagner, P. E., Weingartner, E., Wimmer, D., Winkler, P. M., Ye, P., Zhang, X., Hansel, A., Dommen, J., Donahue, N. M., Worsnop, D. R., Baltensperger, U., Kulmala, M., Curtius, J. and Carslaw, K. S.: Reduced anthropogenic aerosol radiative forcing caused by biogenic new particle formation, *Proc. Natl. Acad. Sci.*, 201602360, doi:10.1073/pnas.1602360113, 2016.
- Hyttinen, N., Kupiainen-Määttä, O., Rissanen, M. P., Muuronen, M., Ehn, M. and Kurtén, T.: Modeling the charging of highly oxidized cyclohexene ozonolysis products using nitrate-based chemical ionization, *J. Phys. Chem. A*, 119(24), 6339–6345, doi:10.1021/acs.jpca.5b01818, 2015.
- Jain, C., Morajkar, P., Schoemaeker, C. and Fittschen, C.: Formation of HO₂ radicals from the 248 nm two-photon excitation of different aromatic hydrocarbons in the presence of O₂, *J. Phys. Chem. A*, 116(24), 6231–6239, doi:10.1021/jp211520g, 2012.
- Jenkin, M. E., Saunders, S. M., Wagner, V. and Pilling, M. J.: Protocol for the development of the Master Chemical Mechanism, MCM v3 (Part B): tropospheric degradation of aromatic volatile organic compounds, *Atmos. Chem. Phys.*, 3(1), 181–193, doi:10.5194/acp-3-181-2003, 2003.
- Jokinen, T., Sipilä, M., Junninen, H., Ehn, M., Lönn, G., Hakala, J., Petäjä, T., Mauldin, R. L., Kulmala, M. and Worsnop, D. R.: Atmospheric sulphuric acid and neutral cluster measurements using CI-APi-TOF, *Atmos. Chem. Phys.*, 12(9), 4117–4125, doi:10.5194/acp-12-4117-2012, 2012.
- Jokinen, T., Sipilä, M., Richters, S., Kerminen, V.-M., Paasonen, P., Stratmann, F., Worsnop, D., Kulmala, M., Ehn, M., Herrmann, H. and Berndt, T.: Rapid autoxidation forms highly oxidized RO₂ radicals in the atmosphere, *Angew. Chemie Int. Ed.*, 53(52), 14596–14600, doi:10.1002/anie.201408566, 2014.
- Jokinen, T., Berndt, T., Makkonen, R., Kerminen, V., Junninen, H., Paasonen, P., Stratmann, F., Herrmann, H., Guenther, A. B., Worsnop, D. R., Kulmala, M., Ehn, M. and Sipilä, M.: Production of extremely low volatile organic compounds from

- biogenic emissions: Measured yields and atmospheric implications, *Proc. Natl. Acad. Sci.*, 112(23), 7123–7128, doi:10.1073/pnas.1423977112, 2015.
- Jordan, A., Haidacher, S., Hanel, G., Hartungen, E., Märk, L., Seehauser, H., Schotchkowsky, R., Sulzer, P. and Märk, T. D.: A high resolution and high sensitivity proton-transfer-reaction time-of-flight mass spectrometer (PTR-TOF-MS), *Int. J. Mass Spectrom.*, 286(2–3), 122–128, doi:10.1016/j.ijms.2009.07.005, 2009.
- Kirkby, J., Duplissy, J., Sengupta, K., Frege, C., Gordon, H., Williamson, C., Heinritzi, M., Simon, M., Yan, C., Almeida, J., Tröstl, J., Nieminen, T., Ortega, I. K., Wagner, R., Adamov, A., Amorim, A., Bernhammer, A.-K., Bianchi, F., Breitenlechner, M., Brilke, S., Chen, X., Craven, J., Dias, A., Ehrhart, S., Flagan, R. C., Franchin, A., Fuchs, C., Guida, R., Hakala, J., Hoyle, C. R., Jokinen, T., Junninen, H., Kangasluoma, J., Kim, J., Krapf, M., Kürten, A., Laaksonen, A., Lehtipalo, K., Makhmutov, V., Mathot, S., Molteni, U., Onnela, A., Peräkylä, O., Piel, F., Petäjä, T., Praplan, A. P., Pringle, K., Rap, A., Richards, N. A. D., Riipinen, I., Rissanen, M. P., Rondo, L., Sarnela, N., Schobesberger, S., Scott, C. E., Seinfeld, J. H., Sipilä, M., Steiner, G., Stozhkov, Y., Stratmann, F., Tomé, A., Virtanen, A., Vogel, A. L., Wagner, A. C., Wagner, P. E., Weingartner, E., Wimmer, D., Winkler, P. M., Ye, P., Zhang, X., Hansel, A., Dommen, J., Donahue, N. M., Worsnop, D. R., Baltensperger, U., Kulmala, M., Carslaw, K. S. and Curtius, J.: Ion-induced nucleation of pure biogenic particles, *Nature*, 365 533(7604), 521–526, doi:10.1038/nature17953, 2016.
- Kogelschatz, U.: Silent discharges for the generation of ultraviolet and vacuum ultraviolet excimer radiation, *Pure Appl. Chem.*, 62(9), 1667–1674, doi:10.1351/pac199062091667, 1990.
- Kogelschatz, U.: Ultraviolet excimer radiation from nonequilibrium gas discharges and its application in photophysics, photochemistry and photobiology, *J. Opt. Technol.*, 79(8), 484, doi:10.1364/JOT.79.000484, 2012.
- Kulmala, M., Kontkanen, J., Junninen, H., Lehtipalo, K., Manninen, H. E., Nieminen, T., Petaja, T., Sipilä, M., Schobesberger, S., Rantala, P., Franchin, A., Jokinen, T., Jarvinen, E., Aijala, M., Kangasluoma, J., Hakala, J., Aalto, P. P., Paasonen, P., Mikkilä, J., Vanhanen, J., Aalto, J., Hakola, H., Makkonen, U., Ruuskanen, T., Mauldin, R. L., Duplissy, J., Vehkamäki, H., Back, J., Kortelainen, A., Riipinen, I., Kurtén, T., Johnston, M. V., Smith, J. N., Ehn, M., Mentel, T. F., Lehtinen, K. E. J., Laaksonen, A., Kerminen, V.-M. and Worsnop, D. R.: Direct observations of atmospheric aerosol nucleation, *Science* (80-.), 339(6122), 943–946, doi:10.1126/science.1227385, 2013.
- Kürten, a., Rondo, L., Ehrhart, S. and Curtius, J.: Performance of a corona ion source for measurement of sulfuric acid by chemical ionization mass spectrometry, *Atmos. Meas. Tech.*, 4, 437–443, doi:10.5194/amt-4-437-2011, 2011.
- Kurtén, T., Rissanen, M. P., Mackeprang, K., Thornton, J. A., Hyttinen, N., Jørgensen, S., Ehn, M. and Kjaergaard, H. G.: Computational study of hydrogen shifts and ring-opening mechanisms in α -pinene ozonolysis products, *J. Phys. Chem. A*, 380 119(46), 11366–11375, doi:10.1021/acs.jpca.5b08948, 2015.
- Lee, B. H., Mohr, C., Lopez-Hilfiker, F. D., Lutz, A., Hallquist, M., Lee, L., Romer, P., Cohen, R. C., Iyer, S., Kurtén, T., Hu, W., Day, D. A., Campuzano-Jost, P., Jimenez, J. L., Xu, L., Ng, N. L., Guo, H., Weber, R. J., Wild, R. J., Brown, S. S., Koss, A., de Gouw, J., Olson, K., Goldstein, A. H., Seco, R., Kim, S., McAvey, K., Shepson, P. B., Starn, T., Baumann, K., Edgerton, E. S., Liu, J., Shilling, J. E., Miller, D. O., Brune, W., Schobesberger, S., D'Ambro, E. L. and Thornton, J. A.: Highly functionalized organic nitrates in the southeast United States: Contribution to secondary organic aerosol and reactive nitrogen budgets, *Proc. Natl. Acad. Sci.*, 113(6), 1516–1521, doi:10.1073/pnas.1508108113, 2016.

- Li, L., Tang, P., Nakao, S., Kacarab, M. and Cocker, D. R.: Novel approach for evaluating secondary organic aerosol from aromatic hydrocarbons: unified method for predicting aerosol composition and formation, *Environ. Sci. Technol.*, 50(12), 6249–6256, doi:10.1021/acs.est.5b05778, 2016.
- 390 Lightfoot, P., Cox, R., Crowley, J., Destriau, M., Hayman, G., Jenkin, M., Moortgat, G. and Zabel, F.: Organic peroxy radicals: kinetics, spectroscopy and tropospheric chemistry, *Atmos. Environ. Part A. Gen. Top.*, 26(10), 1805–1961, doi:10.1016/0960-1686(92)90423-I, 1992.
- Mentel, T. F., Springer, M., Ehn, M., Kleist, E., Pullinen, I., Kurtén, T., Rissanen, M., Wahner, A. and Wildt, J.: Formation of highly oxidized multifunctional compounds: autoxidation of peroxy radicals formed in the ozonolysis of alkenes – deduced from structure–product relationships, *Atmos. Chem. Phys.*, 15(12), 6745–6765, doi:10.5194/acp-15-6745-2015, 2015.
- 395 Metzger, A., Verheggen, B., Dommen, J., Duplissy, J., Prevot, A. S. H., Weingartner, E., Riipinen, I., Kulmala, M., Spracklen, D. V., Carslaw, K. S. and Baltensperger, U.: Evidence for the role of organics in aerosol particle formation under atmospheric conditions, *Proc. Natl. Acad. Sci.*, 107(15), 6646–6651, doi:10.1073/pnas.0911330107, 2010.
- Molina, M. J., Zhang, R., Broekhuizen, K., Lei, W., Navarro, R. and Molina, L. T.: Experimental study of intermediates from OH-initiated reactions of toluene, *J. Am. Chem. Soc.*, 121(43), 10225–10226, doi:10.1021/ja992461u, 1999.
- 400 Nakao, S., Clark, C., Tang, P., Sato, K. and Cocker, D.: Secondary organic aerosol formation from phenolic compounds in the absence of NO_x, *Atmos. Chem. Phys.*, 11(20), 10649–10660, doi:10.5194/acp-11-10649-2011, 2011.
- Orlando, J. J. and Tyndall, G. S.: Laboratory studies of organic peroxy radical chemistry: an overview with emphasis on recent issues of atmospheric significance, *Chem. Soc. Rev.*, 41(19), 6294, doi:10.1039/c2cs35166h, 2012.
- 405 Pan, S. and Wang, L.: Atmospheric oxidation mechanism of m-xylene initiated by OH radical, *J. Phys. Chem. A*, 118(45), 10778–10787, doi:10.1021/jp506815v, 2014.
- Peng, Z., Day, D. A., Ortega, A. M., Palm, B. B., Hu, W., Stark, H., Li, R., Tsigaridis, K., Brune, W. H. and Jimenez, J. L.: Non-OH chemistry in oxidation flow reactors for the study of atmospheric chemistry systematically examined by modelling, *Atmos. Chem. Phys.*, 16(7), 4283–4305, doi:10.5194/acp-16-4283-2016, 2016.
- 410 Praplan, a. P., Schobesberger, S., Bianchi, F., Rissanen, M. P., Ehn, M., Jokinen, T., Junninen, H., Adamov, A., Amorim, A., Dommen, J., Duplissy, J., Hakala, J., Hansel, A., Heinritzi, M., Kangasluoma, J., Kirkby, J., Krapf, M., Kürten, A., Lehtipalo, K., Riccobono, F., Rondo, L., Sarnela, N., Simon, M., Tomé, A., Tröstl, J., Winkler, P. M., Williamson, C., Ye, P., Curtius, J., Baltensperger, U., Donahue, N. M., Kulmala, M. and Worsnop, D. R.: Elemental composition and clustering behaviour of α -pinene oxidation products for different oxidation conditions, *Atmos. Chem. Phys.*, 15(8), 4145–4159, doi:10.5194/acp-15-4145-2015, 2015.
- 415 Pratte, P. and Rossi, M. J.: The heterogeneous kinetics of HOBr and HOCl on acidified sea salt and model aerosol at 40–90% relative humidity and ambient temperature, *Phys. Chem. Chem. Phys.*, 8(34), 3988–4001, doi:10.1039/B604321F, 2006.
- Richters, S., Herrmann, H. and Berndt, T.: Highly oxidized RO₂ radicals and consecutive products from the ozonolysis of three sesquiterpenes, *Environ. Sci. Technol.*, 50(5), 2354–2362, doi:10.1021/acs.est.5b05321, 2016.
- 420 Rissanen, M. P., Kurtén, T., Sipilä, M., Thornton, J. A., Kangasluoma, J., Sarnela, N., Junninen, H., Jørgensen, S., Schallhart, S., Kajos, M. K., Taipale, R., Springer, M., Mentel, T. F., Ruuskanen, T., Petäjä, T., Worsnop, D. R., Kjaergaard, H. G. and

- Ehn, M.: The formation of highly oxidized multifunctional products in the ozonolysis of cyclohexene, *J. Am. Chem. Soc.*, 136(44), 15596–15606, doi:10.1021/ja507146s, 2014.
- 425 Rissanen, M. P., Kurtén, T., Sipilä, M., Thornton, J. a., Kausiala, O., Garmash, O., Kjaergaard, H. G., Petäjä, T., Worsnop, D. R., Ehn, M. and Kulmala, M.: Effects of chemical complexity on the autoxidation mechanisms of endocyclic alkene ozonolysis products: from methylcyclohexenes toward understanding α -pinene, *J. Phys. Chem. A*, 119(19), 4633–4650, doi:10.1021/jp510966g, 2015.
- Salvermoser, M., Murnick, D. E. and Kogelschatz, U.: Influence of water vapor on photochemical ozone generation with efficient 172 nm xenon excimer lamps, *ozone Sci. Eng.*, 30(3), 228–237, doi:10.1080/01919510802070611, 2008.
- 430 Schwantes, R. H., Schilling, K. A., McVay, R. C., Lignell, H., Coggon, M. M., Zhang, X., Wennberg, P. O. and Seinfeld, J. H.: Formation of highly oxygenated low-volatility products from cresol oxidation, *Atmos. Chem. Phys. Discuss.*, 7(October), 1–34, doi:10.5194/acp-2016-887, 2016.
- Stanier, C. O., Khlystov, A. Y. and Pandis, S. N.: Nucleation events during the Pittsburgh air quality study: description and relation to key meteorological, gas phase, and aerosol parameters special issue of aerosol science and technology on findings from the fine particulate matter supersites program, *Aerosol Sci. Technol.*, 38(sup1), 253–264, doi:10.1080/02786820390229570, 2004.
- 435 Suh, I., Zhang, R., Molina, L. T. and Molina, M. J.: Oxidation mechanism of aromatic peroxy and bicyclic radicals from OH-toluene reactions, *J. Am. Chem. Soc.*, 125(41), 12655–12665, doi:10.1021/ja0350280, 2003.
- Tröstl, J., Chuang, W. K., Gordon, H., Heinritzi, M., Yan, C., Molteni, U., Ahlm, L., Frege, C., Bianchi, F., Wagner, R., 440 Simon, M., Lehtipalo, K., Williamson, C., Craven, J. S., Duplissy, J., Adamov, A., Almeida, J., Bernhammer, A.-K., Breitenlechner, M., Brilke, S., Dias, A., Ehrhart, S., Flagan, R. C., Franchin, A., Fuchs, C., Guida, R., Gysel, M., Hansel, A., Hoyle, C. R., Jokinen, T., Junninen, H., Kangasluoma, J., Keskinen, H., Kim, J., Krapf, M., Kürten, A., Laaksonen, A., Lawler, M., Leiminger, M., Mathot, S., Möhler, O., Nieminen, T., Onnela, A., Petäjä, T., Piel, F. M., Miettinen, P., Rissanen, M. P., Rondo, L., Sarnela, N., Schobesberger, S., Sengupta, K., Sipilä, M., Smith, J. N., Steiner, G., Tomè, A., Virtanen, A., 445 Wagner, A. C., Weingartner, E., Wimmer, D., Winkler, P. M., Ye, P., Carslaw, K. S., Curtius, J., Dommen, J., Kirkby, J., Kulmala, M., Riipinen, I., Worsnop, D. R., Donahue, N. M. and Baltensperger, U.: The role of low-volatility organic compounds in initial particle growth in the atmosphere, *Nature*, 533(7604), 527–531, doi:10.1038/nature18271, 2016.
- Vereecken, L. and Peeters, J.: Decomposition of substituted alkoxy radicals – part I: a generalized structure-activity relationship for reaction barrier heights., *Phys. Chem. Chem. Phys.*, 11(40), 9062–9074, doi:10.1039/b909712k, 2009.
- 450 Wallington, T. J., Dagaut, P. and Kurylo, M. J.: UV absorption cross sections and reaction kinetics and mechanisms for peroxy radicals in the gas phase, *Chem. Rev.*, 92(4), 667–710, doi:10.1021/cr00012a008, 1992.
- Wang, Z. B., Hu, M., Pei, X. Y., Zhang, R. Y., Paasonen, P., Zheng, J., Yue, D. L., Wu, Z. J., Boy, M. and Wiedensohler, A.: Connection of organics to atmospheric new particle formation and growth at an urban site of Beijing, *Atmos. Environ.*, 103, 7–17, doi:10.1016/j.atmosenv.2014.11.069, 2015.
- 455 Xiao, S., Wang, M. Y., Yao, L., Kulmala, M., Zhou, B., Yang, X., Chen, J. M., Wang, D. F., Fu, Q. Y., Worsnop, D. R. and Wang, L.: Strong atmospheric new particle formation in winter in urban Shanghai, China, *Atmos. Chem. Phys.*, 15(4), 1769–1781, doi:10.5194/acp-15-1769-2015, 2015.

Yu, H., Zhou, L., Dai, L., Shen, W., Dai, W., Zheng, J., Ma, Y. and Chen, M.: Nucleation and growth of sub-3 nm particles in the polluted urban atmosphere of a megacity in China, *Atmos. Chem. Phys.*, 16(4), 2641–2657, doi:10.5194/acp-16-2641-460 2016, 2016.

Tables

Table 1

Initial concentrations of precursors, reaction rate coefficients, ArHC reacted fraction (%), total HOMs concentration and
465 HOMs yield (%) relative to the reacted ArHC. The mixing ratio of precursors was determined at the exit of the flow tube
when the excimer lamp (OH generation) was switched off.

Compound	Concentration (molecules cm ⁻³)	k_{OH} (10 ⁻¹² cm ³ molecules ⁻¹ s ⁻¹)	Reacted fraction (%)	[HOM] (molecules cm ⁻³)	HOMs yield (%)
Benzene (C ₆ H ₆)	9.85 10 ¹³	1.22	0.5	1.2 10 ⁹	0.2
Toluene (C ₇ H ₈)	1.97 10 ¹³	5.63	2.3	4.4 10 ⁸	0.1
Ethylbenzene (C ₈ H ₁₀)	1.13 10 ¹³	7.0	2.8	9.4 10 ⁸	0.3
(o/m/p)-xylene (C ₈ H ₁₀)	2.95 10 ¹²	13.6/23.1/14.3	//	2.8 10 ⁹	//
Mesitylene (C ₉ H ₁₂)	2.46 10 ¹²	56.7	22.7	3.1 10 ⁹	0.6
Naphthalene (C ₁₀ H ₈)	2.95 10 ¹³	23.0	9.2	1.4 10 ¹⁰	0.5
Biphenyl (C ₁₂ H ₁₀)	4.43 10 ¹³	7.1	2.8	1.8 10 ¹⁰	1.4

Reference for the k -rates: (Atkinson and Arey, 2003)

Table 2

Summary of HOM characteristics. For each of the 7 compounds the percentage fractional distribution of the signal is presented. For monocyclic compounds the distribution comprises monomers and dimers, for naphthalene and biphenyl monomers, dimers, trimers and tetramers are reported. These values are not quantitative as the instrument cannot be calibrated for such compounds. For each band the weighted arithmetic means of the O:C ratio are reported in parentheses. The fraction of the identified peaks as adduct with NO_3^- is given in the last column.

Compound	Bands distribution				Adduct ($\text{HOM}\cdot\text{NO}_3^-$)
	Monomer (O:C)		Dimer (O:C)		
Benzene (C_6H_6)	80 (1.08)		20 (0.91)		0.91
Toluene (C_7H_8)	71 (1.09)		29 (0.75)		0.94
Ethylbenzene (C_8H_{10})	69 (0.86)		31 (0.62)		0.83
(o/m/p)-xylene (C_8H_{10})	65 (0.78)		35 (0.57)		0.92
Mesitylene (C_9H_{12})	61 (0.81)		39 (0.49)		0.92
	Monomer (O:C)	Dimer (O:C)	Trimer (O:C)	Tetramer (O:C)	
Naphthalene (C_{10}H_8)	34 (0.55)	64 (0.29)	2 (0.34)	1 (0.28)	0.84
Biphenyl ($\text{C}_{12}\text{H}_{10}$)	52 (0.44)	43 (0.35)	4 (0.29)	1 (0.32)	0.77

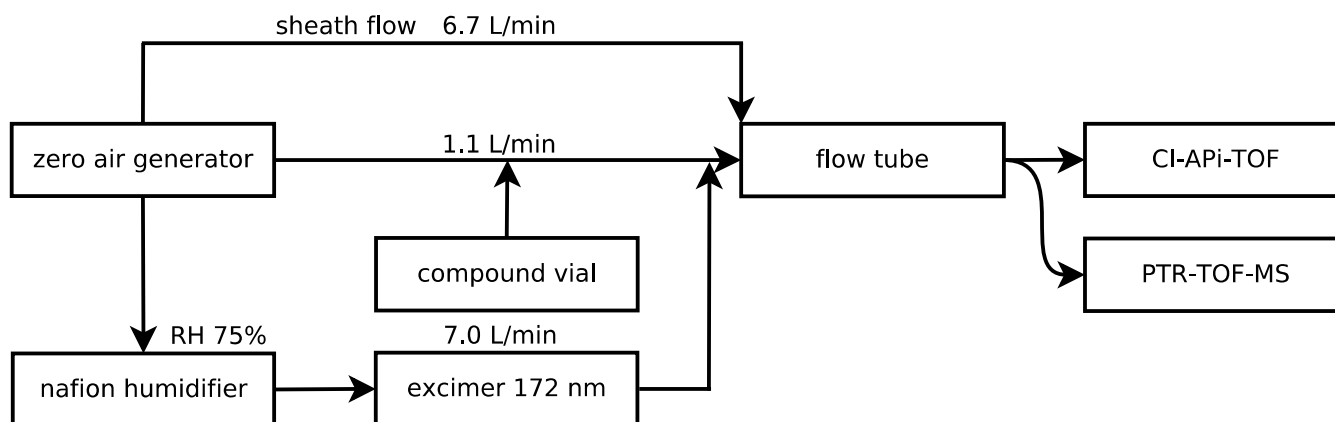


Figure 1. Experimental set-up. Zero air from a pure air generator is split into 3 flows. A sheath flow of 6.7 L min^{-1} . An air stream of 1.1 L min^{-1} collects vapors from a reagent compound vial and is then mixed with a humidified air stream of 7 L min^{-1} (RH 75%) which carries OH free radicals generated through irradiation at 172 nm.

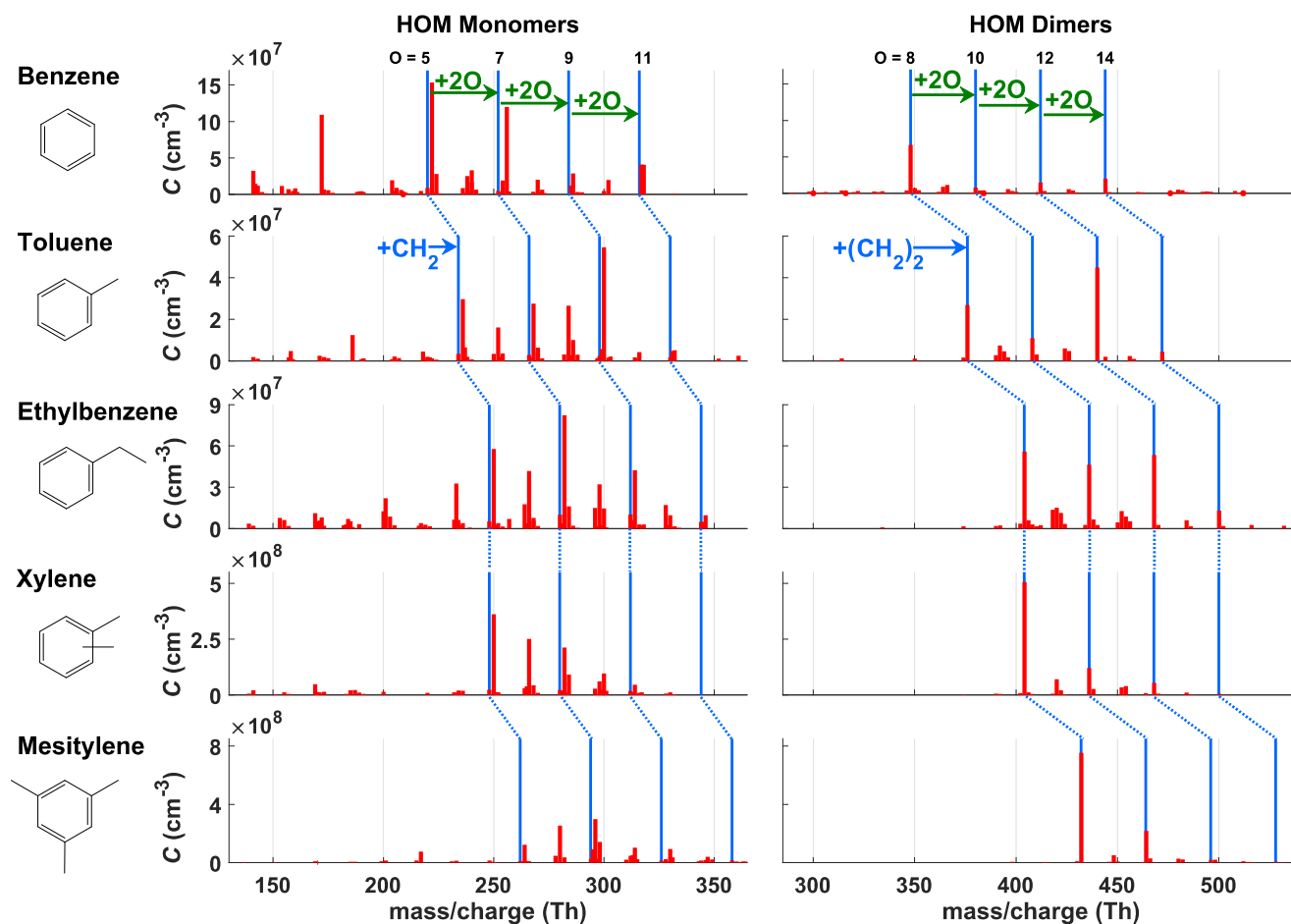


Figure 2. HOMs from 5 monocyclic ArHC (benzene, toluene, ethylbenzene, xylenes, mesitylene). HOM monomers (left panel) have the same number of carbon atoms as the precursor while HOM dimers (right panel) have twice as many. Green arrows in the benzene panel show a sequence of peaks separated by a mass corresponding to 2 oxygen atoms. This may be connected to the autoxidation mechanism which proceeds through addition of O_2 molecules. The same sequence is seen in the other ArHCs as indicated by the blue lines. The initial peak and the corresponding sequence of the 5 single-ring ArHC are shifted by a CH_2 unit due to the different substituents (blue arrow in the toluene panel). HOMs with the same number of oxygen atoms can have a different number of hydrogen atoms (n , $n+2$, $n+4$). Note the different peak intensity patterns observed for the different chemical compounds, even for xylene and ethylbenzene, i.e., molecules with the same chemical formula.

495

Polycyclic ArHC

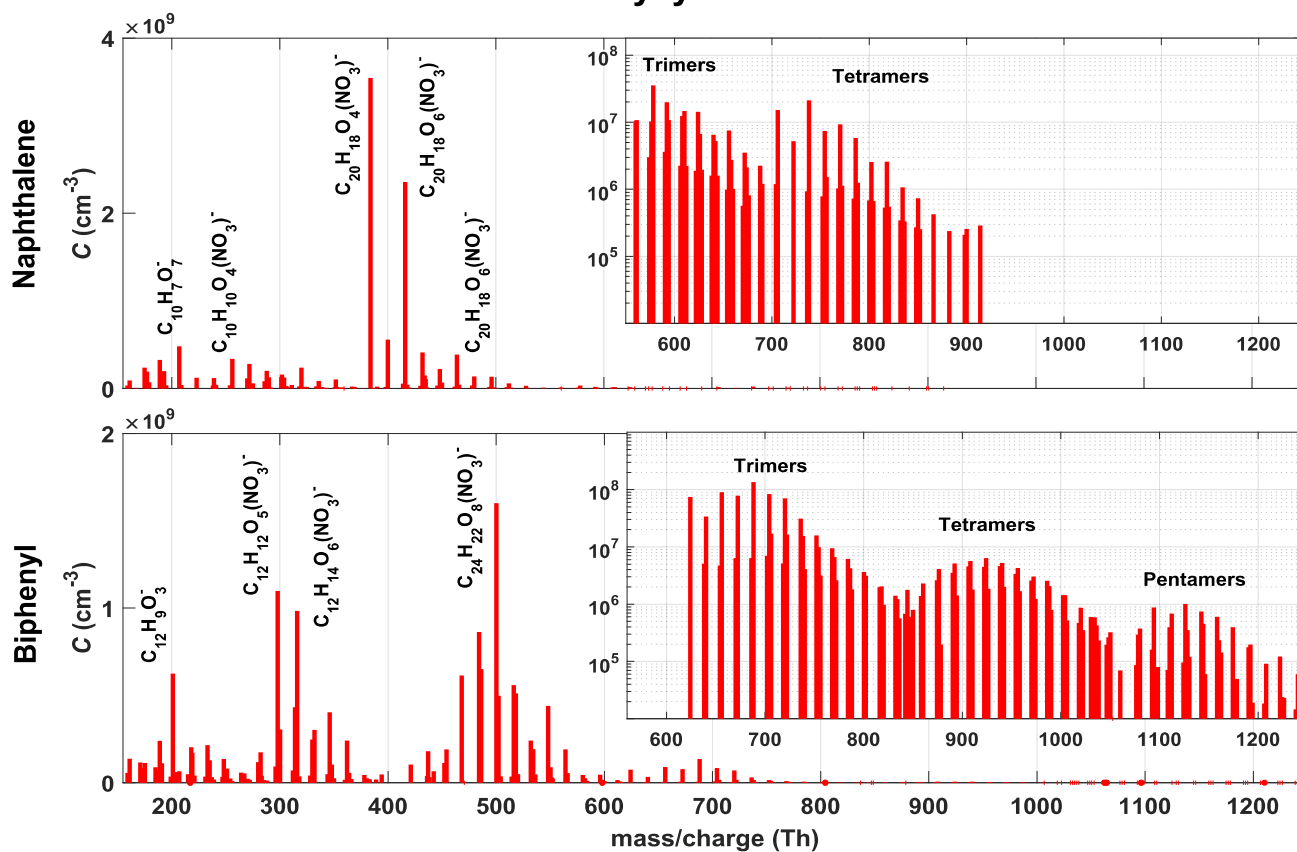


Figure 3. Mass spectra of HOMs from the bicyclic ArHC naphthalene and biphenyl. The chemical composition of some representative peaks is displayed. Due to the high concentrations the nitrate CI-API-TOF was also able to detect the HOMs clusters up to the pentamer and also retrieve their chemical formula (see inserts).

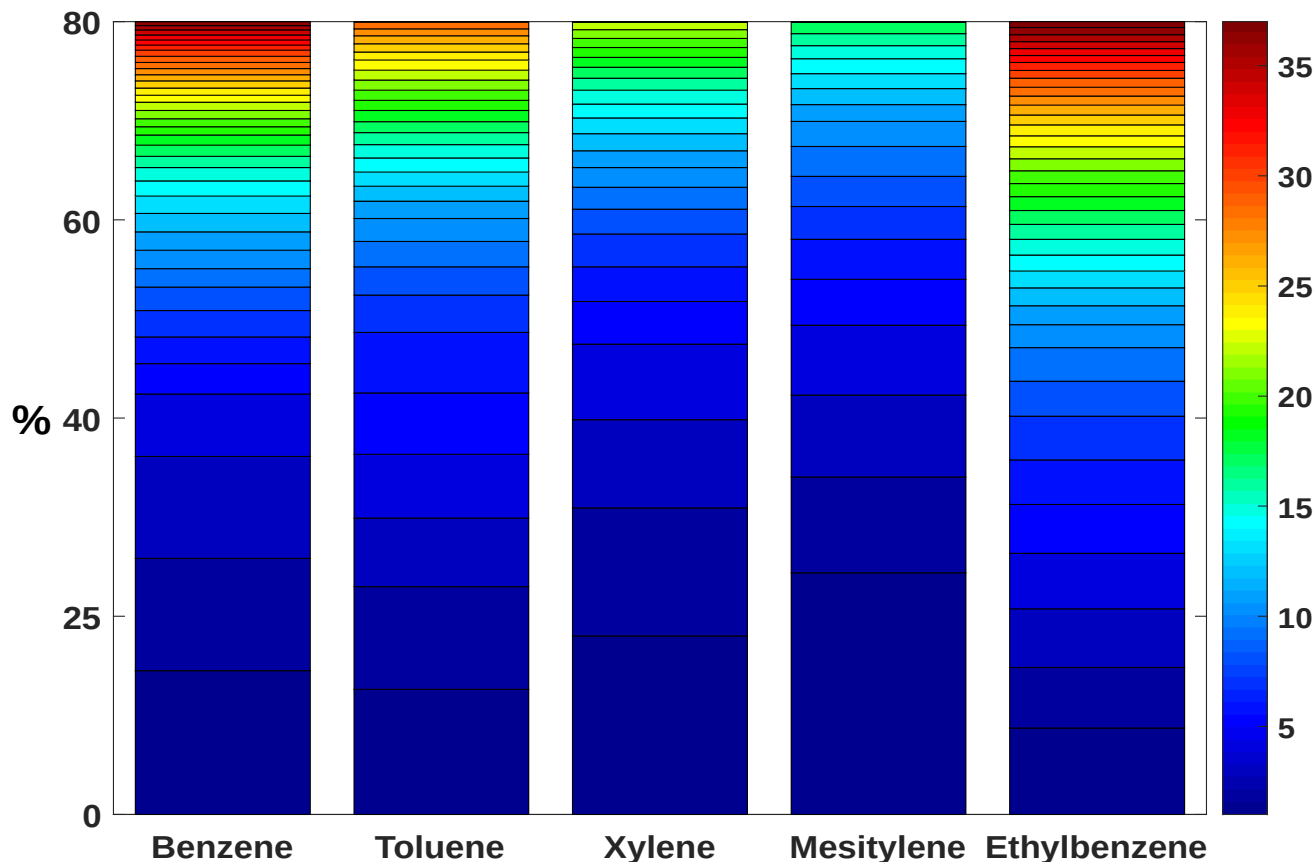


Figure 4. Graphical representation of the cumulative peak lists for the 5 monocyclic ArHC. The bar plot shows the cumulative contribution of the most abundant HOMs species to 80% of the total detected signal for each single-ring ArHC.

505 Each colour of the stacked bar plots denotes a certain number of cumulative compounds. In the series benzene, toluene, xylene and mesitylene a gradually smaller number of different HOM species is needed to explain 80% of the total signal. However, this trend with the increase of the number of substituents is not met by ethylbenzene. This may be linked to the fact that dimers with an unexpectedly low number of hydrogen were observed. Ethylbenzene shows a lower fraction of HOM·NO₃⁻ adducts as well.

510

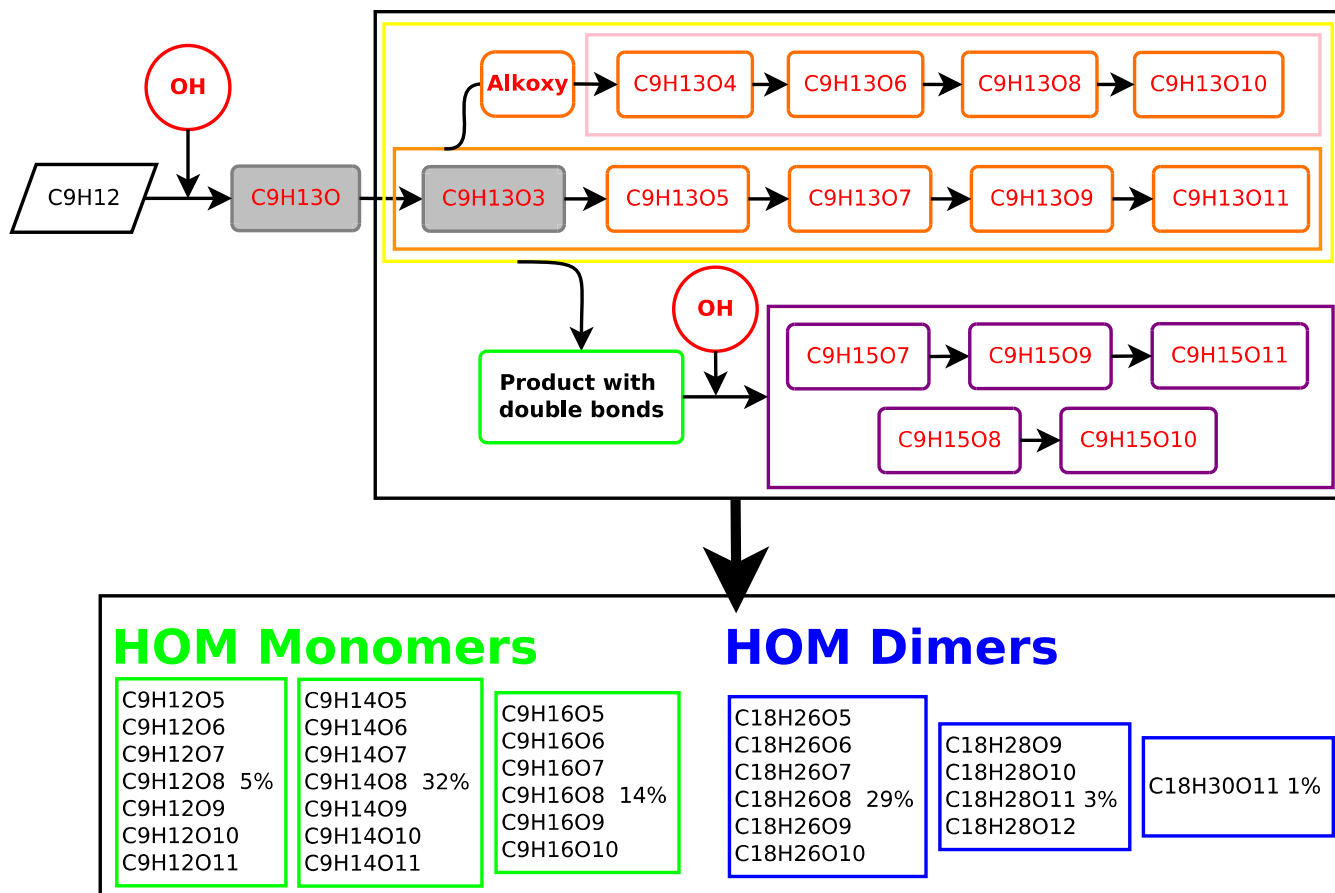


Figure 5 Proposed generalized reaction scheme of HOM formation for mesitylene (1,3,5-trimethylbenzene) after OH addition. In black closed-shell species (even number of H), in red radicals (odd number of H). Grey colour denotes radicals that were not detected by the CIMS. Radicals in the orange box are from the propagation of the initial OH attack with an odd number of oxygen atoms, radicals in the pink box are formed via an alkoxy intermediate step with an even number of oxygen atoms, while radicals in the purple box are products of a second OH addition. Reacting oxygen molecules along the radical propagation chain are not indicated. Closed-shell species are divided into monomers (green boxes) and dimers (blue boxes). The percentages in the boxes indicate the relative intensity of a peak to the total detected ArHC HOMs signal. The sum does not add up to 100% because some peaks mainly coming from fragmentation are not included in the scheme.

520

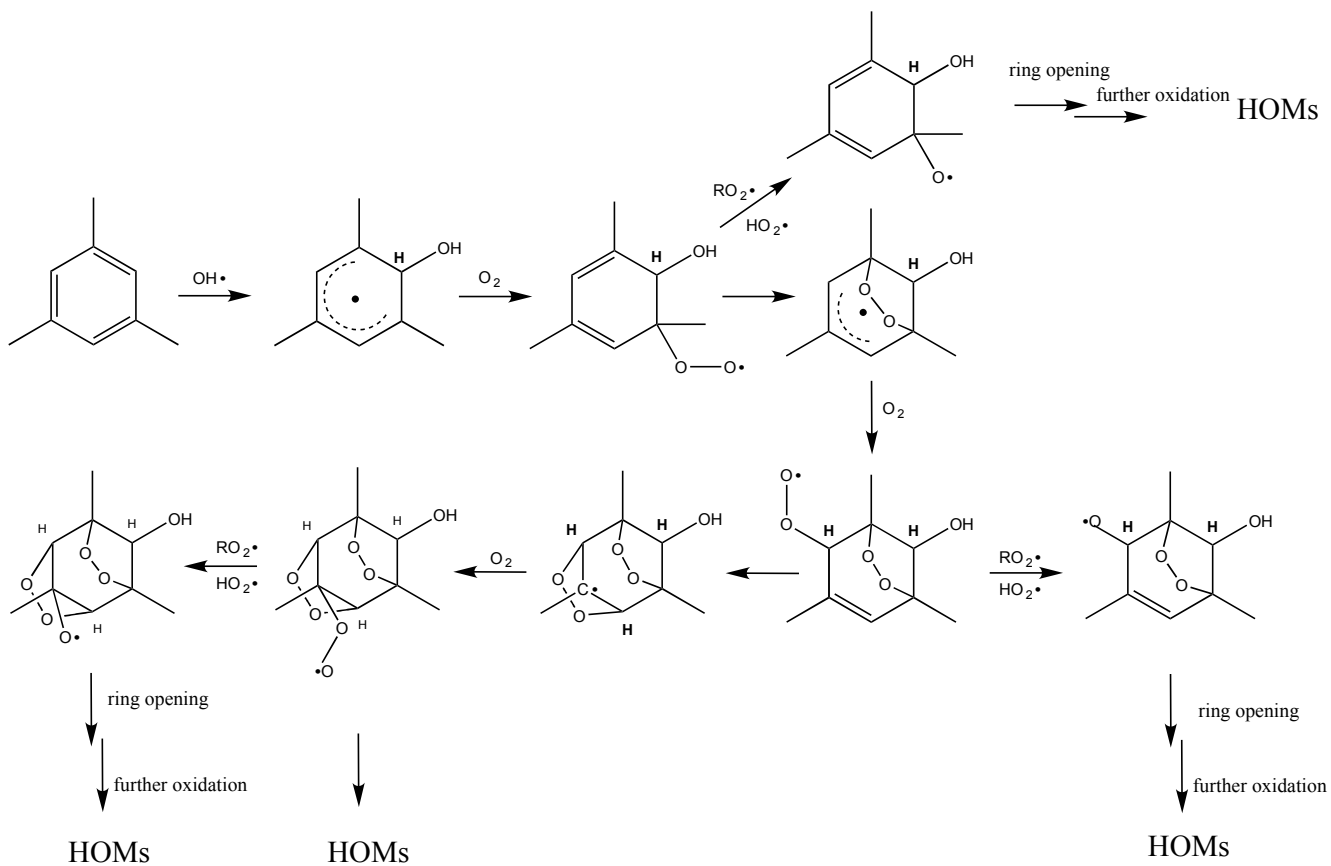


Figure 6. Proposed radical reaction mechanism for the autoxidation of mesitylene. The mechanism is derived from the MCM (version 3.3.1) and takes into account 1st generation radicals. The mechanism is intended to represent just one possibility; other paths are reasonable as well but not shown here.

525

Appendix A

530 Peak lists of the most abundant HOMs of each ArHC tested are presented in the next 7 tables. The peaks are sorted with decreasing relative intensity. Chemical formula, exact mass and fraction of the explained signal are included. The exact mass includes the mass of NO₃ if present.

Table A-1

CI-API-TOF peak list for benzene (C₆H₆) oxidation products.

Chemical formula	Mass	Fraction of explained signal
C ₆ H ₈ O ₅ (NO ₃) ⁻	222.0255	14.1
C ₃ H ₆ O ₈ (NO ₃) ⁻	255.9946	11.0
C ₆ H ₆ O ₂ (NO ₃) ⁻	172.0251	10.0
C ₁₂ H ₁₄ O ₈ (NO ₃) ⁻	348.0572	6.1
C ₃ H ₆ O ₇ (NO ₃) ⁻	239.9997	3.0
C ₆ H ₈ O ₉ (NO ₃) ⁻	286.0052	2.6
C ₃ H ₆ O ₆ (NO ₃) ⁻	224.0048	2.6
C ₆ H ₈ O ₆ (NO ₃) ⁻	238.0205	2.3
C ₆ H ₈ O ₈ (NO ₃) ⁻	270.0103	1.8
C ₁₂ H ₁₄ O ₁₄ (NO ₃) ⁻	444.0267	1.8
C ₆ H ₈ O ₁₀ (NO ₃) ⁻	302.0001	1.8
C ₆ H ₆ O ₄ (NO ₃) ⁻	204.0150	1.8
C ₆ H ₈ O ₇ (NO ₃) ⁻	254.0154	1.7
C ₆ H ₁₀ O ₆ (NO ₃) ⁻	240.0361	1.5
C ₁₂ H ₁₄ O ₁₂ (NO ₃) ⁻	412.0369	1.3
C ₆ H ₇ O ₉ (NO ₃) ⁻	284.9974	1.1
C ₆ H ₇ O ₄ ⁻	143.0350	1.1
C ₁₂ H ₁₆ O ₉ (NO ₃) ⁻	366.0678	1.0
C ₆ H ₈ O ₄ (NO ₃) ⁻	206.0306	0.8
C ₆ H ₆ O ₅ (NO ₃) ⁻	220.0099	0.8
C ₁₂ H ₁₄ O ₉ (NO ₃) ⁻	364.0522	0.8
C ₆ H ₆ O ₆ (NO ₃) ⁻	236.0048	0.8
C ₃ H ₆ O ₂ (NO ₃) ⁻	160.0251	0.7
C ₁₂ H ₁₄ O ₁₀ (NO ₃) ⁻	380.0471	0.7
C ₆ H ₅ O ₅ ⁻	157.0143	0.7
C ₁₂ H ₁₆ O ₈ (NO ₃) ⁻	350.0729	0.6
C ₆ H ₅ O ₆ ⁻	173.0092	0.6
C ₃ H ₈ O ₇ (NO ₃) ⁻	242.0154	0.6
C ₆ H ₁₀ O ₈ (NO ₃) ⁻	272.0259	0.6
C ₃ H ₆ O ₅ (NO ₃) ⁻	208.0099	0.6
C ₁₂ H ₁₄ O ₁₁ (NO ₃) ⁻	396.0420	0.5
C ₁₂ H ₁₂ O ₁₃ (NO ₃) ⁻	426.0161	0.5
C ₆ H ₇ O ₆ ⁻	175.0248	0.5
C ₁₀ H ₁₀ O ₁₈ (NO ₃) ⁻	479.9751	0.5
C ₆ H ₇ O ₄ (NO ₃) ⁻	205.0228	0.4

535

$C_6H_6O_7(NO_3)^-$	251.9997	0.4
---------------------	----------	-----

Table A-2CI-API-TOF peak list for toluene (C₇H₈) oxidation products.

Chemical formula	Mass	Fraction of explained signal
C ₇ H ₁₀ O ₉ (NO ₃) ⁻	300.0208	12.4
C ₁₄ H ₁₈ O ₁₂ (NO ₃) ⁻	440.0682	10.2
C ₇ H ₁₀ O ₅ (NO ₃) ⁻	236.0412	6.8
C ₇ H ₁₀ O ₇ (NO ₃) ⁻	268.0310	6.3
C ₁₄ H ₁₈ O ₈ (NO ₃) ⁻	376.0885	6.1
C ₇ H ₁₀ O ₈ (NO ₃) ⁻	284.0259	6.0
C ₇ H ₁₀ O ₆ (NO ₃) ⁻	252.0361	3.7
C ₇ H ₈ O ₂ (NO ₃) ⁻	186.0408	2.8
C ₁₄ H ₁₈ O ₁₀ (NO ₃) ⁻	408.0784	2.5
C ₇ H ₁₂ O ₈ (NO ₃) ⁻	286.0416	2.3
C ₁₄ H ₁₈ O ₉ (NO ₃) ⁻	392.0834	1.7
C ₆ H ₇ O ₆ (NO ₃) ⁻	237.0126	1.5
C ₇ H ₁₂ O ₇ (NO ₃) ⁻	270.0467	1.4
C ₁₄ H ₁₈ O ₁₁ (NO ₃) ⁻	424.0733	1.4
C ₇ H ₉ O ₉ (NO ₃) ⁻	299.0130	1.3
C ₇ H ₁₀ O ₁₁ (NO ₃) ⁻	332.0107	1.2
C ₇ H ₉ O ₁₁ (NO ₃) ⁻	331.0029	1.1
C ₆ H ₆ O ₅ ⁻	158.0215	1.1
C ₁₄ H ₂₀ O ₁₁ (NO ₃) ⁻	426.0889	1.1
C ₁₄ H ₂₀ O ₉ (NO ₃) ⁻	394.0991	1.0
C ₇ H ₈ O ₄ (NO ₃) ⁻	218.0306	1.0
C ₆ H ₈ O ₈ (NO ₃) ⁻	270.0103	1.0
C ₁₄ H ₁₈ O ₁₄ (NO ₃) ⁻	472.0580	1.0
C ₇ H ₁₀ O ₁₀ (NO ₃) ⁻	316.0158	1.0
C ₇ H ₁₂ O ₆ (NO ₃) ⁻	254.0518	0.8
C ₇ H ₈ O ₅ (NO ₃) ⁻	234.0255	0.8
C ₇ H ₈ O ₆ (NO ₃) ⁻	250.0205	0.8
C ₁₄ H ₂₀ O ₁₀ (NO ₃) ⁻	410.0940	0.7
C ₇ H ₈ O ₈ (NO ₃) ⁻	282.0103	0.7

Table A-3CI-API-TOF peak list for ethylbenzene (C₈H₁₀) oxidation products.

Chemical formula	Mass	Fraction of explained signal
C ₈ H ₁₂ O ₇ (NO ₃) ⁻	282.0467	8.7
C ₈ H ₁₂ O ₅ (NO ₃) ⁻	250.0568	6.1
C ₁₆ H ₂₂ O ₈ (NO ₃) ⁻	404.1198	5.9
C ₁₆ H ₂₂ O ₁₂ (NO ₃) ⁻	468.0995	5.6
C ₁₆ H ₂₂ O ₁₀ (NO ₃) ⁻	436.1096	4.9
C ₈ H ₁₂ O ₉ (NO ₃) ⁻	314.0365	4.5
C ₈ H ₁₂ O ₆ (NO ₃) ⁻	266.0518	4.4
C ₈ H ₉ O ₈ ⁻	233.0303	3.5
C ₈ H ₁₂ O ₈ (NO ₃) ⁻	298.0416	3.4
C ₈ H ₉ O ₆ ⁻	201.0405	2.3
C ₈ H ₁₀ O ₆ (NO ₃) ⁻	264.0361	1.9
C ₈ H ₁₀ O ₁₀ (NO ₃) ⁻	328.0158	1.8
C ₈ H ₁₄ O ₇ (NO ₃) ⁻	284.0623	1.7
C ₁₆ H ₂₂ O ₉ (NO ₃) ⁻	420.1147	1.6
C ₈ H ₁₀ O ₈ (NO ₃) ⁻	296.0259	1.6
C ₈ H ₁₄ O ₈ (NO ₃) ⁻	300.0572	1.5
C ₁₆ H ₂₀ O ₉ (NO ₃) ⁻	418.0991	1.4
C ₁₆ H ₂₂ O ₁₄ (NO ₃) ⁻	500.0893	1.4
C ₁₆ H ₂₂ O ₁₁ (NO ₃) ⁻	452.1046	1.3
C ₈ H ₁₀ O ₂ (NO ₃) ⁻	200.0564	1.3
C ₁₆ H ₂₄ O ₉ (NO ₃) ⁻	422.1304	1.2
C ₈ H ₉ O ₄ ⁻	169.0506	1.2
C ₈ H ₁₀ O ₉ (NO ₃) ⁻	312.0208	1.1
C ₈ H ₁₀ O ₇ (NO ₃) ⁻	280.0310	1.1
C ₈ H ₁₂ O ₁₁ (NO ₃) ⁻	346.0263	1.0
C ₈ H ₁₂ O ₁₀ (NO ₃) ⁻	330.0314	1.0
C ₈ H ₁₁ O ₆ ⁻	203.0561	0.9
C ₁₆ H ₂₄ O ₁₁ (NO ₃) ⁻	454.1202	0.9
C ₇ H ₈ O ₅ ⁻	172.0377	0.9
C ₈ H ₉ O ₃ ⁻	153.0557	0.8
C ₈ H ₁₄ O ₆ (NO ₃) ⁻	268.0674	0.8
C ₈ H ₈ O ₅ ⁻	184.0377	0.7
C ₁₆ H ₂₄ O ₁₀ (NO ₃) ⁻	438.1253	0.7
C ₈ H ₁₀ O ₄ (NO ₃) ⁻	232.0463	0.7
C ₇ H ₈ O ₅ (NO ₃) ⁻	234.0255	0.7
C ₈ H ₁₁ O ₉ (NO ₃) ⁻	313.0287	0.7
C ₇ H ₇ O ₄ ⁻	155.0350	0.6

CI-API-TOF peak list for xylene (C₈H₁₀) oxidation products.

Chemical formula	Mass	Fraction of explained signal
C ₁₆ H ₂₂ O ₈ (NO ₃) ⁻	404.1198	18.0
C ₈ H ₁₂ O ₅ (NO ₃) ⁻	250.0568	12.9
C ₈ H ₁₂ O ₆ (NO ₃) ⁻	266.0518	8.9
C ₈ H ₁₂ O ₇ (NO ₃) ⁻	282.0467	7.6
C ₁₆ H ₂₂ O ₁₀ (NO ₃) ⁻	436.1096	4.3
C ₈ H ₁₄ O ₈ (NO ₃) ⁻	300.0572	3.5
C ₈ H ₁₄ O ₇ (NO ₃) ⁻	284.0623	3.3
C ₁₆ H ₂₂ O ₉ (NO ₃) ⁻	420.1147	2.5
C ₈ H ₁₂ O ₈ (NO ₃) ⁻	298.0416	2.2
C ₁₆ H ₂₂ O ₁₂ (NO ₃) ⁻	468.0995	2.0
C ₈ H ₉ O ₄ ⁻	169.0506	1.7
C ₈ H ₁₂ O ₉ (NO ₃) ⁻	314.0365	1.7
C ₈ H ₁₄ O ₆ (NO ₃) ⁻	268.0674	1.6
C ₁₆ H ₂₄ O ₁₁ (NO ₃) ⁻	454.1202	1.4
C ₈ H ₁₁ O ₆ (NO ₃) ⁻	265.0439	1.4
C ₁₆ H ₂₂ O ₁₁ (NO ₃) ⁻	452.1046	1.2
C ₈ H ₁₀ O ₆ (NO ₃) ⁻	264.0361	1.1
C ₈ H ₁₀ O ₈ (NO ₃) ⁻	296.0259	1.0
C ₁₆ H ₂₄ O ₁₀ (NO ₃) ⁻	438.1253	1.0
C ₈ H ₁₀ O ₅ (NO ₃) ⁻	248.0412	0.9
C ₈ H ₁₃ O ₈ (NO ₃) ⁻	299.0494	0.9
C ₈ H ₁₀ O ₇ (NO ₃) ⁻	280.0310	0.8

Table A-5550 CI-API-TOF peak list for mesitylene (C₉H₁₂) oxidation products.

Chemical formula	Mass	Fraction of explained signal
C ₁₈ H ₂₆ O ₈ (NO ₃) ⁻	432.1511	24.2
C ₉ H ₁₄ O ₇ (NO ₃) ⁻	296.0623	9.6
C ₉ H ₁₄ O ₆ (NO ₃) ⁻	280.0674	8.2
C ₁₈ H ₂₆ O ₁₀ (NO ₃) ⁻	464.1410	7.0
C ₉ H ₁₆ O ₇ (NO ₃) ⁻	298.0780	4.6
C ₉ H ₁₄ O ₅ (NO ₃) ⁻	264.0725	4.0
C ₉ H ₁₆ O ₈ (NO ₃) ⁻	314.0729	3.3
C ₉ H ₁₆ O ₉ (NO ₃) ⁻	330.0679	3.0
C ₉ H ₁₃ O ₇ (NO ₃) ⁻	295.0545	3.0
C ₉ H ₁₃ O ₆ ⁻	217.0718	2.5
C ₉ H ₁₅ O ₈ (NO ₃) ⁻	313.0651	1.7
C ₁₈ H ₂₆ O ₉ (NO ₃) ⁻	448.1461	1.6
C ₉ H ₁₄ O ₈ (NO ₃) ⁻	312.0572	1.5
C ₉ H ₁₂ O ₆ (NO ₃) ⁻	278.0518	1.5
C ₉ H ₁₇ O ₁₀ (NO ₃) ⁻	347.0705	1.3
C ₉ H ₁₄ O ₁₀ ⁻	282.0592	1.2
C ₉ H ₁₇ O ₉ (NO ₃) ⁻	331.0756	1.2

Table A-6CI-API-TOF peak list for naphthalene (C₁₀H₈) oxidation products.

Chemical formula	Mass	Fraction of explained signal
C ₂₀ H ₁₈ O ₄ (NO ₃) ⁻	384.1089	26.1
C ₂₀ H ₁₈ O ₆ (NO ₃) ⁻	416.0987	17.4
C ₂₀ H ₁₈ O ₅ (NO ₃) ⁻	400.1038	4.1
C ₁₀ H ₇ O ₅ ⁻	207.0299	3.5
C ₂₀ H ₁₈ O ₇ (NO ₃) ⁻	432.0936	3.0
C ₂₀ H ₁₈ O ₉ (NO ₃) ⁻	464.0834	2.9
C ₁₀ H ₁₀ O ₄ (NO ₃) ⁻	256.0463	2.5
C ₁₀ H ₁₀ O ₅ (NO ₃) ⁻	272.0412	2.1
C ₁₀ H ₇ O ₃ ⁻	175.0401	1.8
C ₁₀ H ₁₀ O ₈ (NO ₃) ⁻	320.0259	1.7
C ₂₀ H ₁₈ O ₈ (NO ₃) ⁻	448.0885	1.6
C ₁₀ H ₁₀ O ₆ (NO ₃) ⁻	288.0361	1.5
C ₁₀ H ₈ O ₇ (NO ₃) ⁻	302.0154	1.2
C ₂₀ H ₂₀ O ₇ (NO ₃) ⁻	434.1093	1.1
C ₁₀ H ₇ O ₄ ⁻	191.0350	1.0
C ₂₀ H ₁₈ O ₁₀ (NO ₃) ⁻	480.0784	1.0
C ₂₀ H ₁₈ O ₁₁ (NO ₃) ⁻	496.0733	1.0
C ₁₀ H ₁₂ O ₆ (NO ₃) ⁻	290.0518	0.9
C ₁₀ H ₁₀ O ₇ (NO ₃) ⁻	304.0310	0.9
C ₁₀ H ₇ O ₆ ⁻	223.0248	0.9
C ₁₀ H ₇ O ₇ ⁻	239.0197	0.9
C ₁₀ H ₈ O ₅ (NO ₃) ⁻	270.0255	0.9
C ₁₀ H ₁₀ O ₁₀ (NO ₃) ⁻	352.0158	0.8
C ₁₀ H ₁₀ O ₉ (NO ₃) ⁻	336.0208	0.6

555

Table A-7CI-API-TOF peak list for biphenyl (C₁₂H₁₀) oxidation products.

Chemical formula	Mass	Fraction of explained signal
C ₂₄ H ₂₂ O ₈ (NO ₃) ⁻	500.1198	9.1
C ₁₂ H ₁₂ O ₅ (NO ₃) ⁻	298.0569	6.2
C ₁₂ H ₁₄ O ₆ (NO ₃) ⁻	316.0674	5.6
C ₂₄ H ₂₂ O ₇ (NO ₃) ⁻	484.1249	4.9
C ₂₄ H ₂₄ O ₇ (NO ₃) ⁻	486.1406	3.7
C ₁₂ H ₉ O ₄ ⁻	217.0506	3.6
C ₁₂ H ₉ O ₃ ⁻	201.0557	3.5
C ₂₄ H ₂₂ O ₆ (NO ₃) ⁻	468.1300	3.5
C ₂₄ H ₂₂ O ₉ (NO ₃) ⁻	516.1147	3.2
C ₂₄ H ₂₄ O ₉ (NO ₃) ⁻	518.1304	2.9
C ₂₄ H ₂₄ O ₈ (NO ₃) ⁻	502.1355	2.8
C ₂₄ H ₂₂ O ₁₁ (NO ₃) ⁻	548.1046	2.5
C ₁₂ H ₁₂ O ₆ (NO ₃) ⁻	314.0518	2.4
C ₁₂ H ₁₂ O ₈ (NO ₃) ⁻	346.0416	2.3
C ₁₂ H ₁₄ O ₅ (NO ₃) ⁻	300.0725	1.7
C ₁₂ H ₁₄ O ₇ (NO ₃) ⁻	332.0623	1.7
C ₁₂ H ₁₂ O ₇ (NO ₃) ⁻	330.0467	1.4
C ₂₄ H ₂₂ O ₁₀ (NO ₃) ⁻	532.1097	1.4
C ₁₂ H ₁₂ O ₉ (NO ₃) ⁻	362.0365	1.4
C ₁₁ H ₉ O ₃ ⁻	189.0557	1.4
C ₁₂ H ₉ O ₅ ⁻	233.0455	1.2
C ₁₂ H ₁₀ O ₄ ⁻	218.0585	1.1
C ₂₄ H ₂₄ O ₁₀ (NO ₃) ⁻	534.1253	1.1
C ₂₄ H ₂₄ O ₅ (NO ₃) ⁻	454.1507	1.1
C ₂₄ H ₂₂ O ₁₂ (NO ₃) ⁻	564.0995	1.1
C ₂₄ H ₂₁ O ₈ ⁻	437.1242	1.0
C ₁₂ H ₁₂ O ₄ (NO ₃) ⁻	282.0619	1.0
C ₁₂ H ₁₁ O ₄ ⁻	219.0663	1.0
C ₁₀ H ₉ O ₂ ⁻	161.0608	0.8
C ₁₂ H ₁₀ O ₂ (NO ₃) ⁻	248.0564	0.8
C ₃₆ H ₃₄ O ₁₀ (NO ₃) ⁻	688.2036	0.8
C ₁₂ H ₁₁ O ₅ ⁻	235.0612	0.7
C ₁₂ H ₁₀ O ₄ (NO ₃) ⁻	280.0463	0.7
C ₁₁ H ₇ O ₂ ⁻	171.0452	0.7
C ₂₄ H ₂₂ O ₅ (NO ₃) ⁻	452.1351	0.6
C ₁₀ H ₇ O ₃ ⁻	175.0401	0.6
C ₁₀ H ₇ O ₄ ⁻	191.0350	0.6

Appendix B

HOMs from the 7 tested compounds are presented in the next figures. Top panel left: pie chart showing the monomer and dimer fraction; 3 bar plots presenting the relative signal intensities for radicals, monomer and dimers. In the bar plots, the x axis presents the number of oxygen atoms and the colour code the number of hydrogen atoms for each of the HOMs.

565

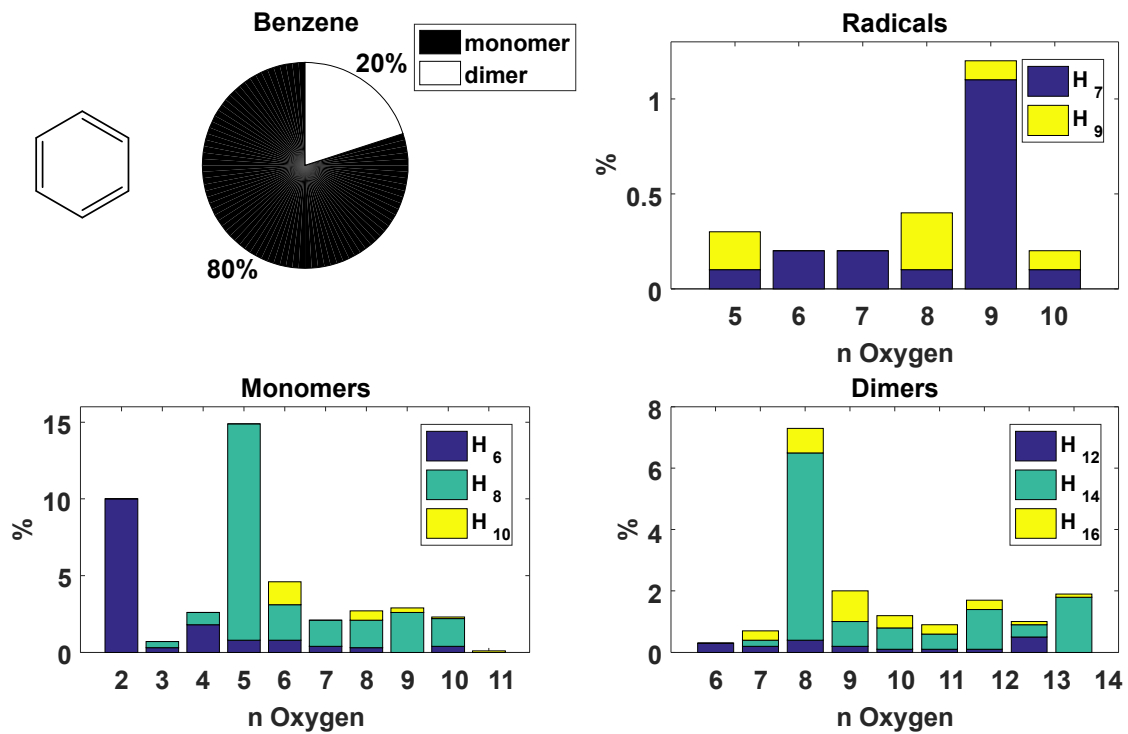
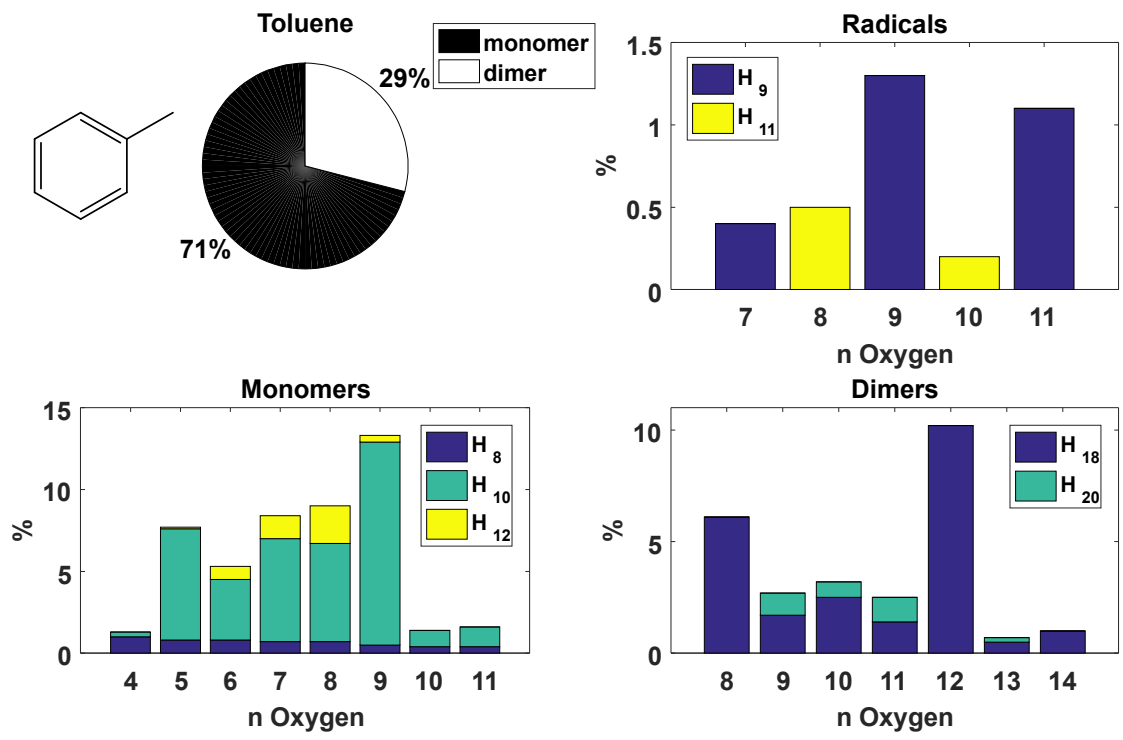


Figure B – 1 Benzene



570 Figure B – 2 Toluene

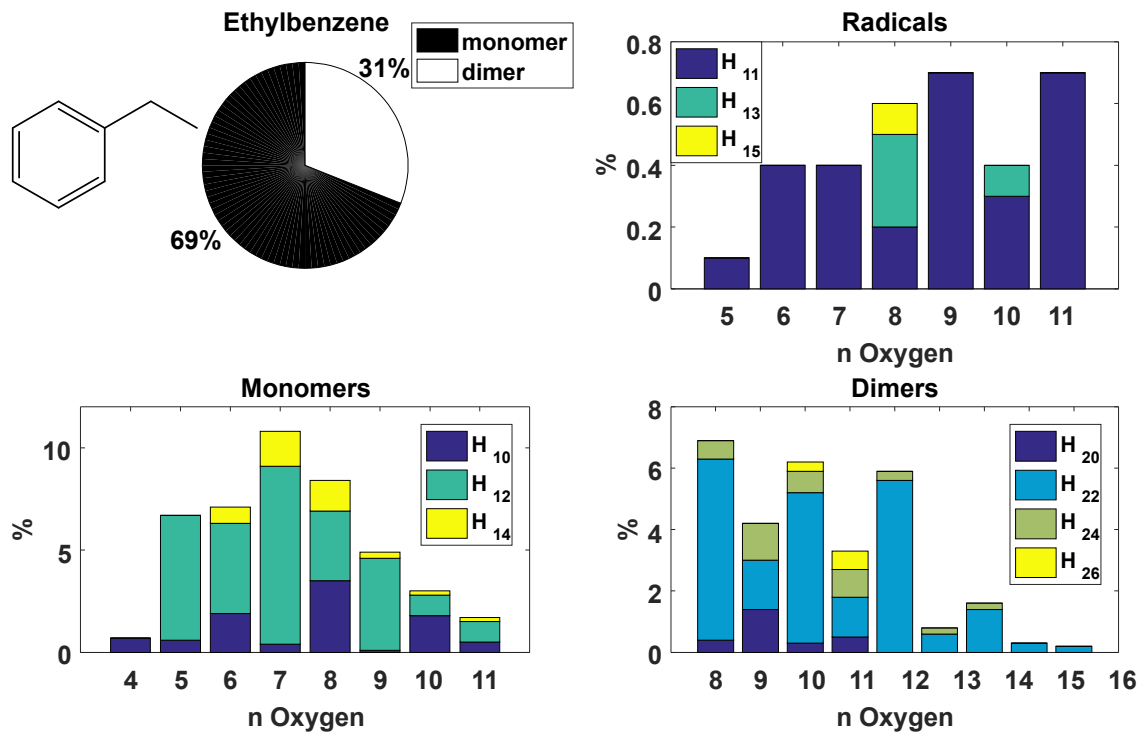


Figure B – 3 Ethylbenzene

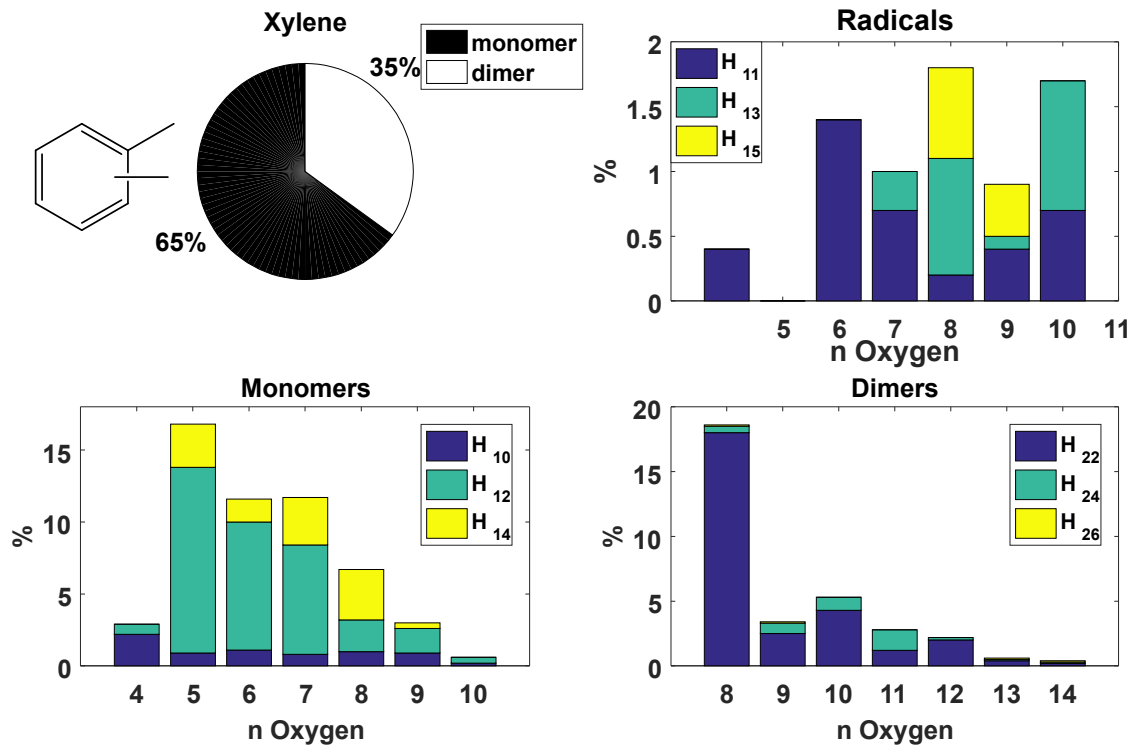


Figure B – 4 Xylene

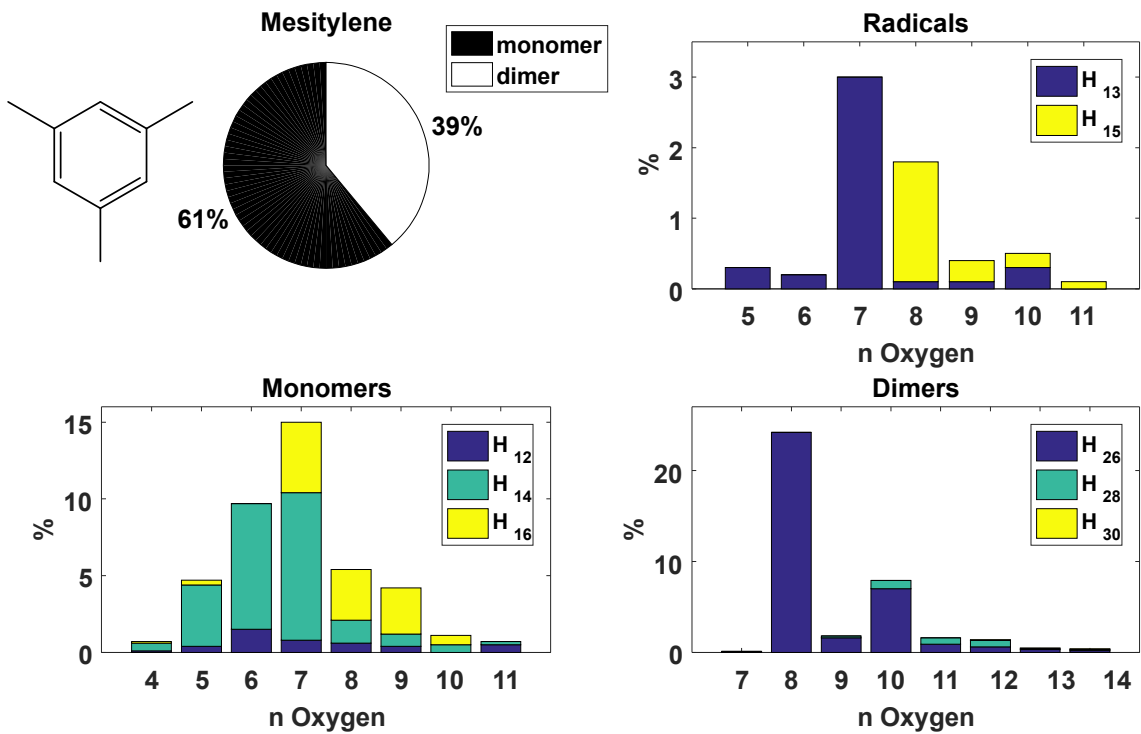


Figure B – 5 Mesitylene

580

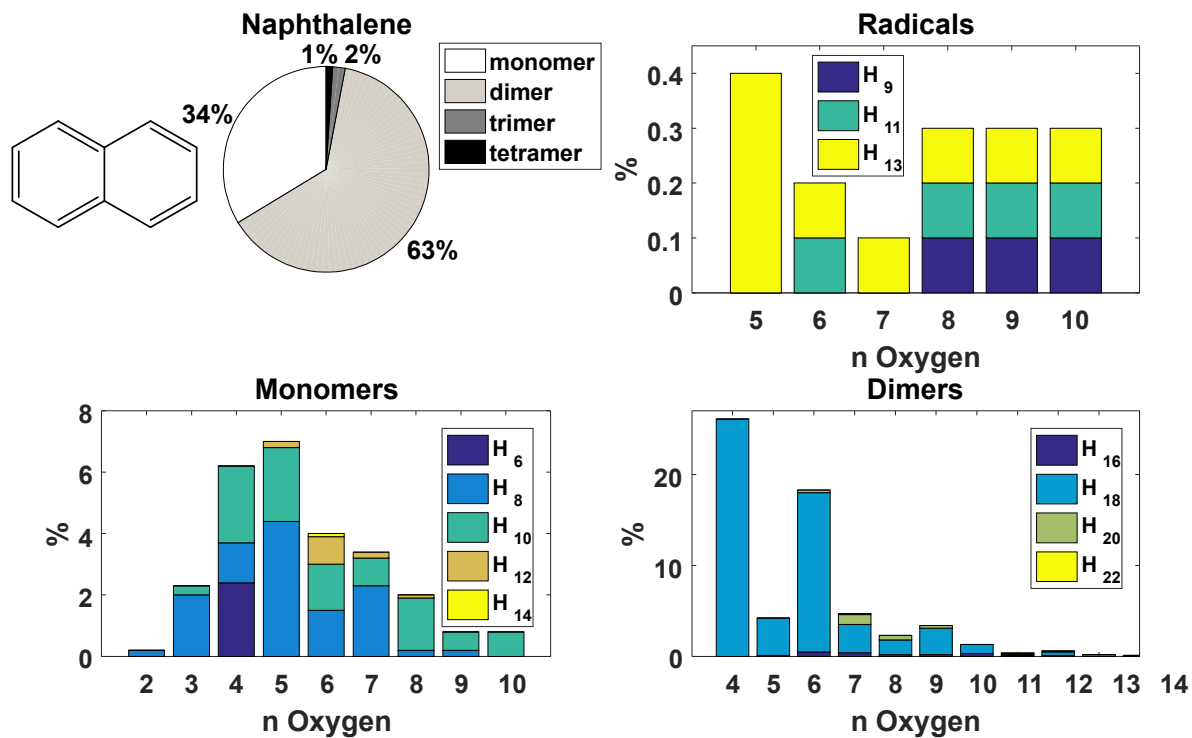


Figure B – 6 Naphthalene

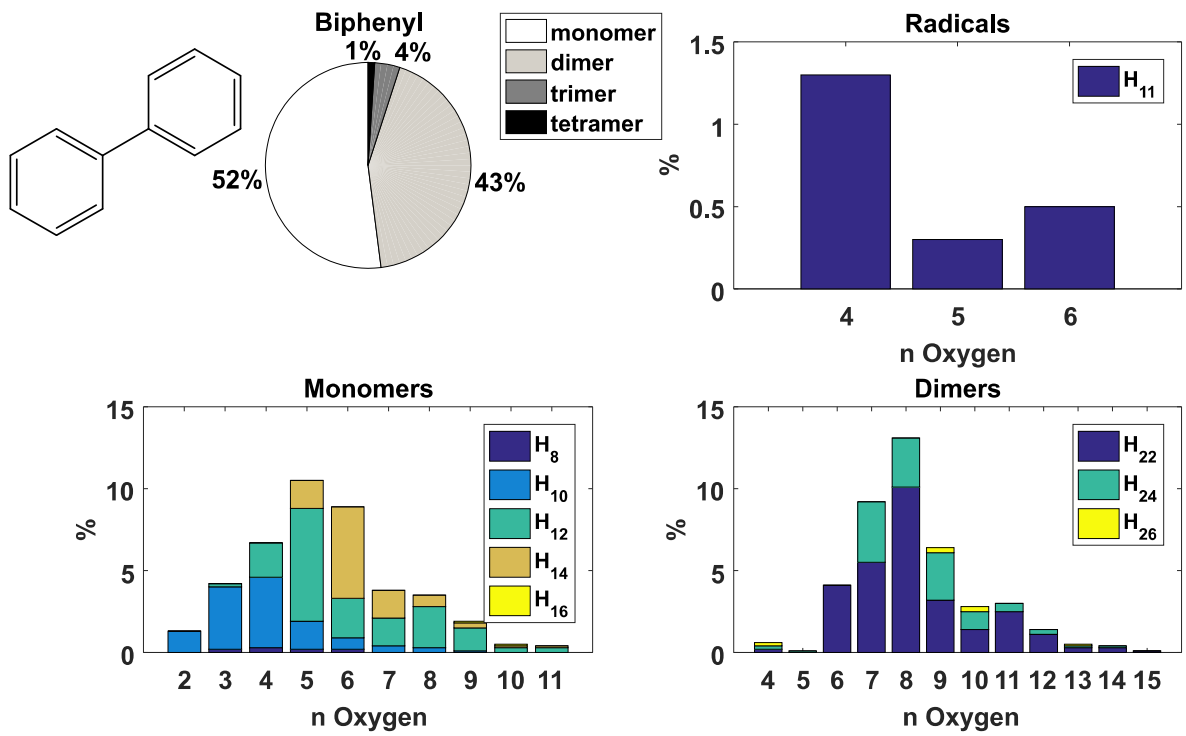
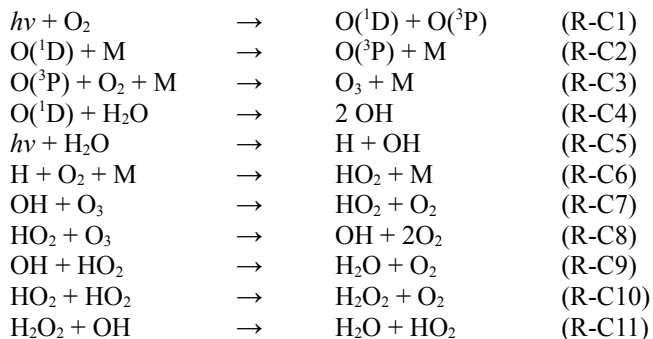


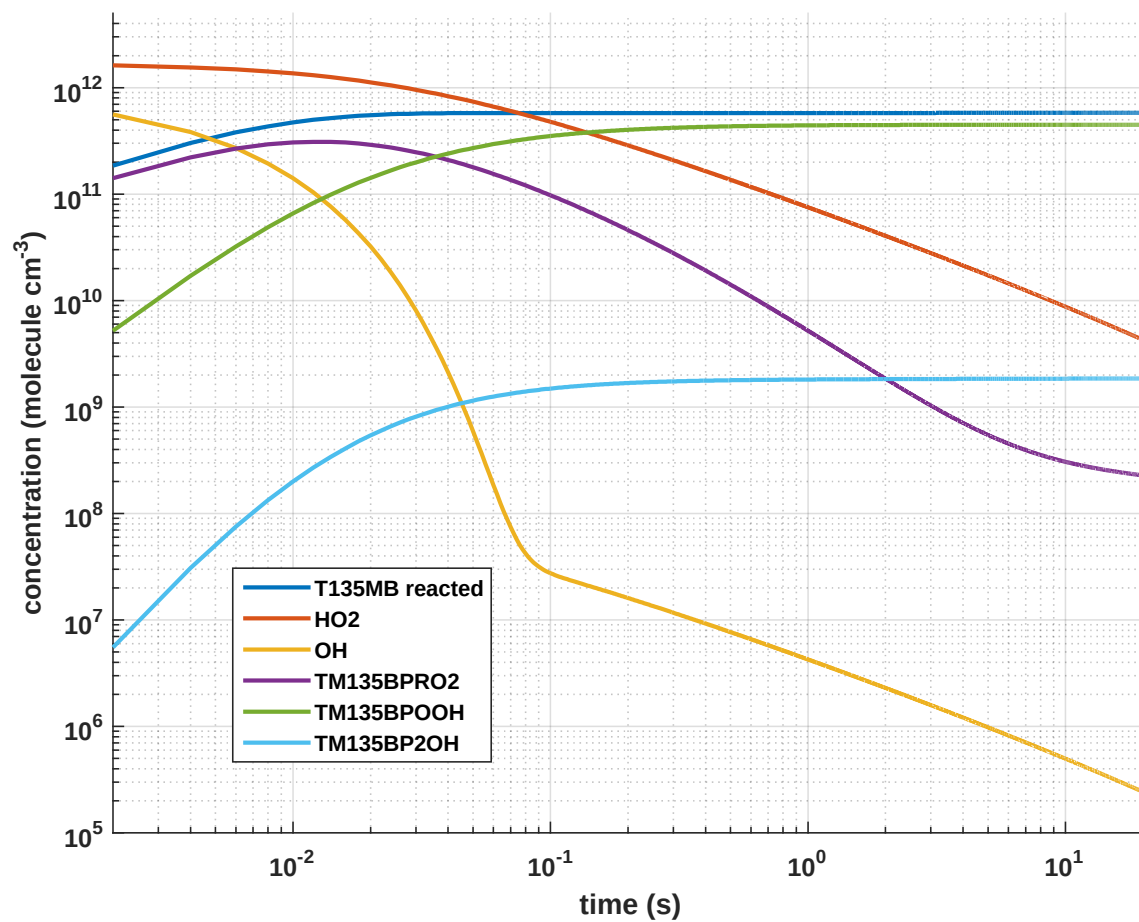
Figure B – 7 Biphenyl

The radiation at 172 nm excites molecular oxygen and water vapor triggering the following radical reactions:



The humidified air flow is exposed to the 172 nm radiation for 50 ms and is then within 30 ms transferred to the mixing zone with the sample flow. The oxidant species produced are OH, HO₂, O₃ and H₂O₂. The final OH concentration entering the
590 mixing zone depends on the residence time in the lamp and in the transfer region.

The kinetic model includes 31 species and 36 reactions from the MCM 3.3.1 (Jenkin et al., 2003). Mesitylene is selected as ArHC for these simulations and its reaction mechanism is extended up to the second generation products. The model is run for 20 seconds in agreement with the residence time of the flow tube reactor with a simulation time resolution of 2 ms. The
595 model is initiated with the measured concentrations of ozone ($3.45 \cdot 10^{12}$ molecules cm⁻³ without mesitylene) and mesitylene ($2.46 \cdot 10^{12}$ molecules cm⁻³ without lamp on) at the exit of the flow tube. The initial OH radical concentration ($8.50 \cdot 10^{11}$ molecules cm⁻³) is tuned in order to match the OH exposure, which was determined from the amount of reacted mesitylene. The initial HO₂ radical concentration ($1.70 \cdot 10^{12}$ molecules cm⁻³) is set at twice the initial OH radical concentration. Wall losses of about 35% are estimated for mesitylene HOMs but are not implemented in the model. Figure C1 shows the
600 temporal evolution of 6 selected species: reacted mesitylene (T135MB reacted), HO₂ radical (HO2), OH radical (OH) as well as 3 products of the mesitylene oxidation with the OH radical (TM135BPRO2, TM135BPOOH and TM135B2OH). TM135BPRO2 is an intermediate peroxy radical after OH attack; TM135BPOOH is a product from the reaction of TM135BPRO2 with the HO₂ radical while TM135BPO2OH is a product from the reaction of TM135BPRO2 with a peroxy radical RO₂. Mesitylene reacted reaches a plateau after about 0.03 seconds while TM135BPRO2 reaches a maximum value
605 around 0.01-0.02 seconds and then rapidly decreases. The closed shell products TM135BPOOH and TM135BPO2OH constantly increase and reach a plateau after about 0.4-1.0 seconds. A similar trend could be expected for HOMs assuming that TM135BPRO2 undergoes an autoxidation chain and is terminated either by HO₂ or by RO₂. In a test run where the initial mesitylene concentration and the reaction rate constant towards OH radicals were doubled, the ratio TM135BPOOH/TM135BPO2OH varied only by about 18%.



610 Figure C1. Temporal evolution of selected species according to the mesitylene flow tube kinetic model.