

Long-resident droplets at the stratocumulus top

Alberto de Lozar¹ and Lukas Muessle¹

¹Max Planck Institute for Meteorology, Bundestr. 53, 20146 Hamburg, Germany

Correspondence to: Alberto de Lozar (adelozar@gmail.com)

Abstract. Turbulence models predict low droplet-collision rates in stratocumulus clouds, which should imply a narrow droplet-size distribution and little rain. Contrary to this expectation, rain is often observed in stratocumulus. In this paper we explore the hypothesis that some droplets can grow well above the average, because small-scale turbulence allows them to reside at cloud top for a time longer than the convective-eddy time t^* . Long-resident droplets can grow larger because condensation due to long-wave radiative cooling and collisions have more time to enhance droplet growth. We investigate the trajectories of one billion Lagrangian droplets in direct numerical simulations of a cloudy mixed-layer configuration that is based on observations from the flight 11 from the VERDI campaign. High resolution is employed to represent a well-developed turbulent state at cloud top. Only one-way coupling is considered. We observe that 70% of the droplets spend less than $0.6t^*$ at cloud top before leaving the cloud, while 15% of the droplets remain at least $0.9t^*$ at cloud top. Besides, 0.2% of the droplets spend more than $2.5t^*$ at cloud top and decouple from the large-scale convective eddies that brought them to the top, with the result that they become memoryless. Modeling collisions like a Poisson process leads to the conclusion that most rain droplets originate from those memoryless droplets. Furthermore, most long-resident droplets accumulate at the downdraft regions of the flow, which could be related to the closed-cell stratocumulus pattern. Finally, we see that condensation due to long-wave radiative cooling considerably broadens the cloud-top droplet-size distribution: 6.5% of the droplets double their mass due to radiation in their time at cloud top. This simulated droplet size distribution matches the flight measurements, confirming that condensation due to long-wave radiation can be an important mechanism for broadening the droplet-size-distribution in radiatively-driven stratocumulus.

1 Introduction

Stratocumulus clouds are characterized by small droplets (radius, $R \sim 10\mu\text{m}$) and by low turbulence intensities (dissipation rates, $\epsilon \sim 20\text{cm}^2\text{s}^{-3}$), which implies low collision rates between cloud droplets (Grabowski and Wang, 2013; Onishi et al., 2015). For microphysical models, low collision rates imply slow autoconversion (where autoconversion is the process in which cloud droplets collide forming rain droplets), narrow droplet size distributions (DSD), and sporadic rain (Rogers and Yau, 1989). Contrary to this expectation, stratocumulus rain is actually quiet commonly observed (Leon et al., 2008). This apparent paradox is known as the size gap problem, and it is relevant for modeling rain in most low clouds (Grabowski and Wang, 2013). There are several possible explanations for the size gap paradox, such as the existence of giant aerosols or fluctuations in the

condensation process, but the debate is still open (Wang, 2013). The insufficient knowledge of what causes stratocumulus rain explains why current parameterizations of precipitation rates produce quite different results (Wood, 2012).

In this paper we explore the hypothesis of whether stratocumulus rain formation can be enhanced if a small fraction of the droplets spend long residence times at the cloud top, as proposed for example by Stevens and Feingold (1996). Stratocumulus layers can exist for several days, and there is the possibility that some droplets remain close to the cloud top for long times. Given that droplet growth due to condensation by long-wave radiative cooling and due to collisions reaches its peak at the cloud top, long-resident droplets could grow well above the average size and lead to the formation of rain droplets (Roach, 1976; Barkstrom, 1978). In order to stay close to the cloud top, long-resident droplets need to escape the large-scale convective eddies that drive them out of the cloud. This is possible due to the chaotic nature of turbulence, which introduces some apparent randomness in the droplet motion. Similar hypothesis based on the chaotic nature of turbulence are the eddy-hopping mechanism (Cooper, 1989; Grabowski and Wang, 2013), which predicts that rain formation is enhanced because turbulence mixes droplets with different condensational growth histories, and the recycling mechanisms (Kogan, 2006; Naumann, 2015; Naumann and Seifert, 2016), which predicts that rain droplets are mostly nucleated in lucky parcels/droplets that recirculate through the cloud and thus have more time for collisions. Also similar to these hypotheses, Yang et al. (2013) and Yang et al. (2015) have recently proposed that large ice crystals in stratiform mixed clouds originate from ice particles that either recirculate through the cloud or are trapped in the updraft regions.

The enhancement of rain in parcels with different histories has been studied with trajectory ensemble models (TEM). In those models the evolution of the droplet-size distribution (DSD) is calculated in several parcels that are driven by an external model, typically a large eddy simulation (LES). The parcels vary their position following the flow dynamics, so that the TEM can be considered as a Lagrangian model. Harrington (2000) and Hartman and Harrington (2005) used a TEM driven by a LES to show that stratocumulus drizzle is sped up by radiative cooling at parcels that stay close to the top. Similarly, Magaritz et al. (2009) used a TEM driven by two-dimensional synthetic turbulence and found that drizzle is initiated in lucky parcels that stay for a long time close to the cloud top. All these TEM show that rain is mostly initiated at cloud top, but they have three main shortcomings for a proper quantification of the effect. First, parcel mixing is not accounted for. Real parcels mix with the environment and lose their identity after a time comparable to the convective-eddy time, as most droplets that were initially in the parcels have already left. Neglecting mixing causes an overestimation of the fluctuations in the liquid field and a too early rain formation (Magaritz-Ronen et al., 2014). Second, most cases are based on a small number of parcels (~ 1000), which do not allow to investigate extreme behaviors that might be important for rain formation. Third, turbulence is usually not accurately modeled, because it is computationally too expensive to solve in detail turbulence and the microphysical processes that determine the evolution of the DSD at the same time. This lack of accuracy can be an important issue for the study of long-resident parcels/droplets, giving that they rely on turbulence to stay at the cloud top.

In this paper we use direct numerical simulations (DNS) to quantify the time that droplets reside at the top of a cloudy mixed layer driven by radiative and evaporative cooling. Our purpose is to complement past Lagrangian studies (Stevens and Feingold, 1996; Kogan, 2006) by focusing on the turbulent cloud-top region, where rain droplets are expected to be formed. As in these past studies, we restrict to small cloud droplets and neglect sedimentation, which could have a relevant effect for

larger droplets. In our DNS we explicitly solve part of the complex turbulent dynamics at the cloud-top boundary, which we think it is necessary for a proper quantification of the cloud-top resident times. This investigation is partly motivated by recent studies in the convective boundary layer (Mellado et al., 2015), which have shown that eddies of multiple sizes are relevant for the flow dynamics close to the boundary where convection is initiated. Besides, our Lagrangian scheme follows one billion individual droplets and therefore provides better statistics for extreme cases than in previous studies. The plausibility of our results is tested by comparing the DSD from our simulations with observations from the VERDI campaign.

2 Formulation in a mixed layer

Today’s computational resources do not allow us yet to simulate at the same time all physical processes relevant for the stratocumulus dynamics plus the turbulent flow length scales that are relevant for the droplets movement. Since the focus of this paper is on turbulence, we decided to use a relatively high resolution to simulate a simple configuration that mimics the stratocumulus dynamics: a cloudy mixed layer. This configuration consists of a cloud layer (moist and cool) that lays below a layer of dry and warm air that represents the free atmosphere. Both layers are characterized by their total water content q_t and temperature T , and are at the same thermodynamic pressure p . The cloud layer is bounded at the bottom by a strong stratification that defines the cloud base (this is the main variation from the cloud-top mixing layer configuration that we used in previous entrainment studies (de Lozar and Mellado, 2015a)). Cloud-top mixing is driven by radiative and evaporative cooling. Other driving mechanisms like mean cloud-top shear or cloud-base fluxes are neglected. The long-wave radiation is characterized by the divergence of the radiative flux at cloud top F_0 , and by the radiative-extinction length, λ , that defines the region cooled by radiation (Larson et al., 2007).

The flow dynamics are calculated by solving the evolution equations for momentum, total water and enthalpy on a fixed grid. We use the name Eulerian to refer to this first part of the calculations. We also track the evolution of one billion droplets that follow the tendencies dictated by the Eulerian calculations. We use the name Lagrangian to refer to this second part of the calculations. We consider only one-way coupling, which means that the Eulerian calculations are independent from the Lagrangian ones. This means that the Lagrangian calculations can be considered as complex diagnostics statistics from the Eulerian simulation. In this section we present the Eulerian and Lagrangian formulations employed in this study.

2.1 Eulerian formulation

We use the Eulerian formulation described in de Lozar and Mellado (2015a) and summarized in appendix A. This formulation uses the linearized forms of the buoyancy and saturated-vapor functions; infinitely fast thermodynamics; the Boussinesq approximation; and Prandtl and Schmidt numbers equal to one.

We define the normalized liquid water as $\ell = q_l/q_l^c$, where q_l is the liquid-water content and q_l^c is the initial liquid water-content in the cloud layer. A diagnostic exact equation for ℓ can be obtained from the equations introduced in de Lozar and Mellado (2015a):

$$\frac{\partial \ell}{\partial t} + \nabla \cdot (\mathbf{v}\ell) = \nu \nabla^2 \ell + s_{\text{cond}} - s_{\text{evap}}, \quad (1)$$

where ν is the kinematic viscosity of air, s_{cond} is a source term due to the condensation of liquid due to long-wave radiation, and s_{evap} is a sink of liquid due to evaporation. The exact forms for the source and sink terms are given in appendix A1.

The first term in the right-hand size of Eq. 1 represents the mixing of liquid content due to diffusivity. In the original exact formulation the diffusivity of liquid droplets originates from the thermal fluctuations in the droplets movement, and it is negligible when compared to the other terms of the equation (Mellado et al., 2010; de Lozar and Mellado, 2014). However, this term is not negligible in our formulation due to the assumption that the liquid phase diffuses like heat or momentum. This assumption is partly justified when using a much higher viscosity than in air, because the diffusive mixing then captures the mixing by the unresolved turbulence, similarly as the subgrid diffusion in LES. This approximation is well justified when the statistic of interest are independent of ν , which is an indication that mixing is independent of the small scales as it is often observed in turbulent flows (Dimotakis, 2005) (Reynolds number independency).

2.2 Lagrangian formulation

Parallel to the Eulerian calculations, we track the trajectories and mass of one billion individual droplets. We call these droplets Lagrangian, because the equation of motion is solved independently for each droplet. The Lagrangian droplets represent only a small fraction of the number of cloud droplets in a real cloud, and are introduced to obtain extra information from the simulations.

We impose that the Lagrangian droplet dynamics follow the mean local tendencies given by the velocity and source terms from the Eulerian formulation. This assumption neglects all fluctuations that arise from length scales between the simulated Kolmogorov length scale ($\eta_{\text{sim}} \sim 40$ cm) and the atmospheric Kolmogorov length scale ($\eta_{\text{atm}} \sim 1$ mm). The assumption is consistent with DNS, where the smallest resolved length scale is comparable to η_{sim} . In appendix B we investigate the effect of neglecting fluctuations below the smallest simulated length scale, by comparing simulations with lower viscosities, in which the Kolmogorv length scale is reduced down to $\eta_{\text{sim}} = 14$ cm.

We initially place each Lagrangian droplet at a random position inside the cloud (defined by $\ell > 0$). These cloud droplets move as tracers, following the Eulerian-flow velocity:

$$\frac{d\mathbf{X}_i}{dt} = \mathbf{v}(\mathbf{X}_i), \quad (2)$$

where \mathbf{X}_i denotes the position of the Lagrangian droplet ($i = 1, 2, \dots, 10^9$), and $v(\mathbf{X}_i)$ is the Eulerian velocity at the position \mathbf{X}_i . In general we use capital letter for Lagrangian properties and non-capital letters for the Eulerian properties. Equation 2 is consistent with the assumption that each droplet moves with the mass-averaged mean velocity of a volume given by the grid size, and neglects all unresolved turbulent fluctuations. This assumption also neglects the effect of inertia and gravitational settling on the droplet's movement.

In order to study the evolution of the droplet size distribution we assign a mass M_i to each Lagrangian droplet. We define a normalized mass for each droplet as $L_i = M_i/M_r$, where M_r is the mean initial mass of a droplet in the cloud layer. The mass of each droplet at the initial condition is extrapolated from the Eulerian field. Analogous as with the velocity, we impose that the evolution of the mass of each Lagrangian droplet follows the mean condensation and evaporation imposed by the Eulerian

calculations:

$$\frac{dL_i}{dt} = s_{\text{cond}}(\mathbf{X}_i) - s_{\text{eva}}(\mathbf{X}_i), \quad (3)$$

where the evaporative and condensation tendencies are again calculated at the particle's position. The change of droplet's mass due to collisions cannot be extrapolated from the Eulerian tendencies, and has not yet been included in this formulation. Again Eq. 3 neglects all fluctuations in the liquid field that arise from the unresolved scales. Furthermore, we set to zero the mass of each droplet if the normalized Eulerian liquid field at the droplet position $\ell(\mathbf{X}_i)$ is lower than 10^{-5} . This clipping eliminates Lagrangian droplets that exit the cloud without fully evaporating as a consequence of the different tendencies of the Eulerian and Lagrangian fields.

Droplets grow as they ascend through the clouds and shrink when they descend, due to the change of temperature in the atmospheric boundary layer. Equations 1 and 3 neglect the condensation/evaporation of droplets with changing height, because this is identically zero in a mixed layer with constant pressure. We decided not to include this process, because its effect on the cloud-top DSD of a well-mixed stratocumulus is also negligible when assuming that all droplets follow the mean condensation/evaporation. The reason is that this assumption implies that condensation/evaporation affects equally all droplets independently of their size, and all of them grow by the same amount when they reach the cloud top. In reality larger droplets condensate/evaporate faster than smaller ones leading to some broadening of the DSD (Cooper, 1989; Lanotte et al., 2009), but this mechanism is not considered in this study.

The Lagrangian equation for the liquid mass (Eq. 3) is equivalent to the Eulerian one (Eq. 1) except for the diffusion term, which is neglected in the Lagrangian formulation. While in the Eulerian formulation this term represents the mixing of mean liquid-water content at the smallest scales, there is not an equivalent physical process when the Lagrangian particles represent single droplets. In order to explain this concept better, let us consider two saturated parcels with same volume, same number of droplets, same temperature, but different liquid-water content. We also consider that both parcels are monodisperse, so that the parcel with higher liquid-water content contains larger droplets. If the number of droplets in each parcel is high enough, small-scale turbulence will mix these two parcels until the liquid-water content in both parcels is the same. In the Eulerian formulation this process is modeled by the diffusion term, which homogenizes the liquid-water content. As both parcels are initially at the same temperature, there is no condensation/evaporation and individual droplets do not change their size in this process. The composition of each parcel is now polydisperse, containing small and large droplets. This information about the DSD is not captured by the Eulerian-bulk formulation, but it is retained by the Lagrangian formulation without the diffusion term.

2.3 Caveats of the Lagrangian formulation

Our simulations show too little evaporation of the Lagrangian droplets, when compared with the Eulerian mean values (reduction up to 90%). This strong difference is caused by neglecting the diffusion term in Eq. 3. Extra calculations in which the diffusion term was included in the Lagrangian tendencies show little differences from the Eulerian results, proving that numerical errors are much smaller than the differences introduced by the diffusion term.

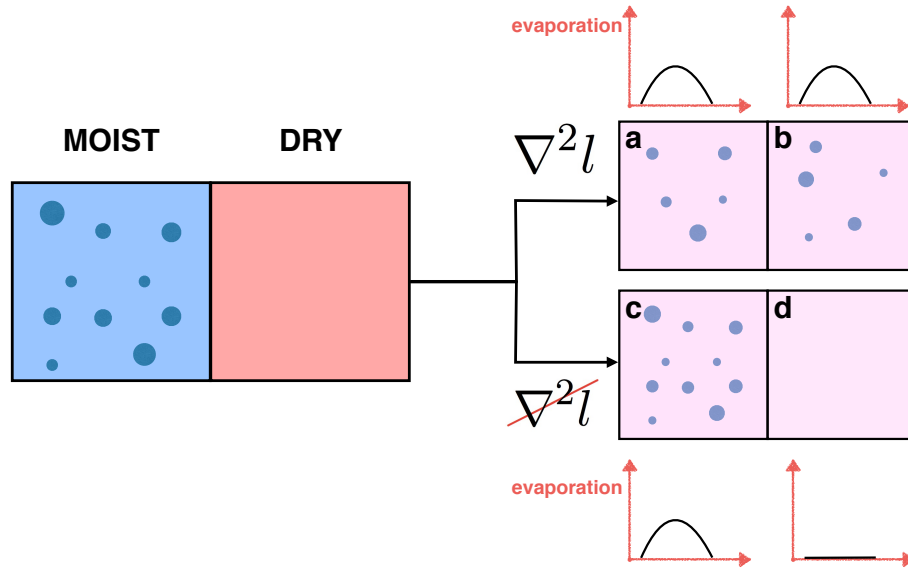


Figure 1. The left side represents a cloudy moist parcel and an unsaturated parcel before mixing. The right side represents the mixing processes in the Eulerian and Lagrangian formulations. In the Eulerian formulation (top) there is diffusion of liquid from the saturated into the unsaturated parcel. In the Lagrangian formulation (bottom) there is no diffusion, and the initially saturated parcel remains liquid-free. As a consequence, liquid water evaporates in both parcels in the Eulerian formulation, but only in the initially-saturated parcel in the Lagrangian formulation. Consequently, the evaporation of in the Eulerian formulation is consistently higher.

In order to explain the differences introduced by diffusion, we sketch in Fig. 1 a mixing process between two parcels with saturated and unsaturated air. The left and right parts of Fig. 1 represents parcels before and after the mixing process respectively. On the top-right we represent the mixing process according to the Eulerian formulation (with diffusion). First vapor, heat and liquid water diffuse until both parcels are unsaturated. Next cloud droplets evaporate in both parcels. On the bottom-right diagram we represent the mixing process according to the Lagrangian formulation. Here, droplets do not diffuse with heat and vapor and remain in the originally saturated parcel. Next, the Lagrangian droplets evaporate following the Eulerian tendencies in the originally saturated parcel, but they do not evaporate in the second parcel because there are no Lagrangian droplets there. Consequently the average evaporation of Lagrangian droplets is always weaker than the mean evaporation provided by the Eulerian tendencies. This mismatch introduces an uncertainty in the DSD, specially at the small droplets which arise from the evaporation process. These small droplets are not the main goal of this investigation, but nevertheless this problem should be improved in further Lagrangian studies that use the formulation introduced in this paper.

3 Simulations Setup

3.1 Reference case

Our reference case is based on the diurnal measurements from the reference flight 11 in the VERDI campaign, taken on May 15, 2012 at the Beaufort Sea area (Klingebiel et al., 2015). The measurements show a solid stratocumulus deck with very low ice particle number concentration $N_{\text{ice}} = 0.75L^{-1}$. The measured profile of liquid potential temperature is not perfectly well mixed, and shows some indications of decoupling at cloud base ($\theta_l^{\text{top}} - \theta_l^{\text{base}} \simeq 3\text{K}$). The DSD was measured with a Cloud Droplet Probe and a Cloud Imaging Probe, which cover the size range of about $2 - 960\mu\text{m}$. The droplet number concentration is approximately constant during the flight across the stratocumulus $N = 70\text{cm}^{-3}$.

The cloud and dry layer in the simulations mimic the cloud-top thermodynamical properties measured by this flight: cloud layer at temperature of $T = -5^\circ\text{C}$, with total water content $q_t = 3.15\text{g kg}^{-1}$, and liquid water content $q_l^C = 0.25\text{g kg}^{-1}$; and free atmosphere at $T = -0.5^\circ\text{C}$, with total-water content $q_t = 2.4\text{g kg}^{-1}$. We do not consider the ice phase in the simulations. The radius of cloud-top droplets with average mass M_r is $R = (3\rho_a q_l^C)^{1/3} (4\pi N \rho_l)^{-1/3} = 10\mu\text{m}$, where ρ_a and ρ_l are the densities of air and water respectively. The atmospheric pressure at cloud top is 905 hPa. The cloud-top long-wave net radiative flux $F_0 = 60\text{W m}^{-2}$ matches the measured data of a second airplane that flew on the top of the reference flight 11. This radiative flux defines a reference buoyancy flux $B_0 = (F_0 g) / (\rho C_P T) = 17\text{cm}^2\text{s}^{-3}$ that serves to scale the entrainment velocity and turbulence dissipation rate in the cloud layer (de Lozar and Mellado, 2015b). The long-wave radiative extinction length is chosen as $\lambda = 15\text{m}$.

The reference case is characterized by a relatively wet free atmosphere that limits the impact of evaporation on turbulence (de Lozar and Mellado, 2015b). A weak evaporative-cooling forcing relaxes the resolution requirements to solve the turbulence drivers (see appendix B for details), which allows us to explore larger configurations and longer simulation times than in our previous entrainment studies (de Lozar and Mellado, 2015a). The radiative parameters and stratification are quite typical for stratocumulus. For example, the cloud-top net radiative-flux in most test cases reviewed by Stevens (2002) are in the interval $50\text{W m}^{-2} < F_0 < 74\text{W m}^{-2}$. For this reason we expect that the investigation of the reference case can serve to understand droplet dynamics in other stratocumulus that are mostly radiatively-driven.

3.2 Flow description

The main simulation was performed in a horizontally-periodic mixed layer $750 \times 750\text{m}^2$ wide. The cloud base is placed $z^* = 300\text{m}$ below cloud top, where we impose a stratification that does not allow for a deep penetration of the flow (see appendix A2 for details). The flow is thus confined to the vertical extent of the cloud, like in a strongly-decoupled stratocumulus-topped boundary layer. Consequently, the largest eddies, here called convective eddies, have a fixed size that is comparable to the cloud depth z^* . The convective-eddy velocity is characterized by the integral velocity $w^* = (2.5 \int \langle w'b' \rangle dz)^{1/3} = 0.67\text{m s}^{-1}$ introduced by Deardorff (1970). This defines the convective-eddy time $t^* = z^*/w^* = 447\text{s}$. The simulation runs for 83 minutes, which correspond to $11.1t^*$. The Lagrangian droplets are initiated at the beginning of the simulation at $t = 0$. The kinematic viscosity in the DNS is such that the reference Reynolds number is $Re_0 = B_0^{1/3} \lambda^{4/3} \nu^{-1} = 200$. The resulting Kol-

mogorov length scale ($\eta_{\text{sim}} \sim 40$ cm) is considerable smaller than the length scales that characterize radiative cooling and entrainment, both of order ~ 15 m (de Lozar and Mellado, 2013; Gerber et al., 2013). Finally, the integral Reynolds number $Re^* = w^* z^* / \nu = 8770$ and Reynolds number based on the Taylor microscale $Re_\lambda \simeq 200$ are large enough to expect Reynolds-number independency in many turbulence statistics.

5 3.3 Numerics

The numerical algorithm is based on high-order, spectral-like compact finite-differences (Lele, 1992) and a low-storage fourth-order Runge-Kutta scheme (Carpenter and Kennedy, 1994). The time step is set by a Courant condition. The main simulation described in previous section runs for 18900 time steps. Additional simulations described in appendix A2 run for ~ 3500 time steps. The pressure-Poisson equation is solved using a Fourier decomposition along the periodic horizontal planes and a factorization of the resulting set of equations along the vertical coordinate (Mellado and Ansorge, 2012).

All the simulations were done in a cubic grid with 1024^3 points. The resolution parameter $\Delta x / \eta_{\text{sim}}$ is of the order of 2.0 or less, where Δx is the grid spacing. Using grid convergence studies (not shown), such a resolution has been proved to be enough for accuracies of the order of 2% or better in the statistics discussed in this paper, using the numerical algorithm described above. Further details can be found in Mellado (2010).

Eulerian fields are extrapolated into the Lagrangian droplets positions by using a trilinear interpolation from the eight closest grid points. The Lagrangian equations are integrated in time with the same low-storage fourth-order Runge-Kutta scheme (Carpenter and Kennedy, 1994) that we use in the Eulerian calculations. The Lagrangian calculations are parallelized. When using 10^9 Lagrangian droplets in 10^9 grid points, the calculation time in the Eulerian and Lagrangian part of the code is almost equal.

20 4 Results

4.1 Trajectories

We first look at the trajectories of twenty Lagrangian cloud droplets during $1.2t^*$, which were selected for visualization purposes. The tracking procedure is started after running the simulation for $5t^*$, thus well after the initial transient. Figure 2 shows these trajectories from two different viewing angles. The upper blue box in both plots represents the cloud-top region where radiative cooling is active, with a vertical extend of 2λ . The lower blue plane represents the cloud base. We classify the trajectories in three different categories (red, green and orange) which are described in the following paragraphs.

Red trajectories correspond to cloud droplets that circulate quickly through the cloud, and spend a short time at cloud top. Figure 2 suggests that these droplets follow large convective eddies, which motivates us to call them convective droplets. In our simulations convective droplets recirculate in the cloud due to the stratification at cloud base, but we can expect that these droplets do exit the cloud and evaporate in well-mixed stratocumulus boundary layers.

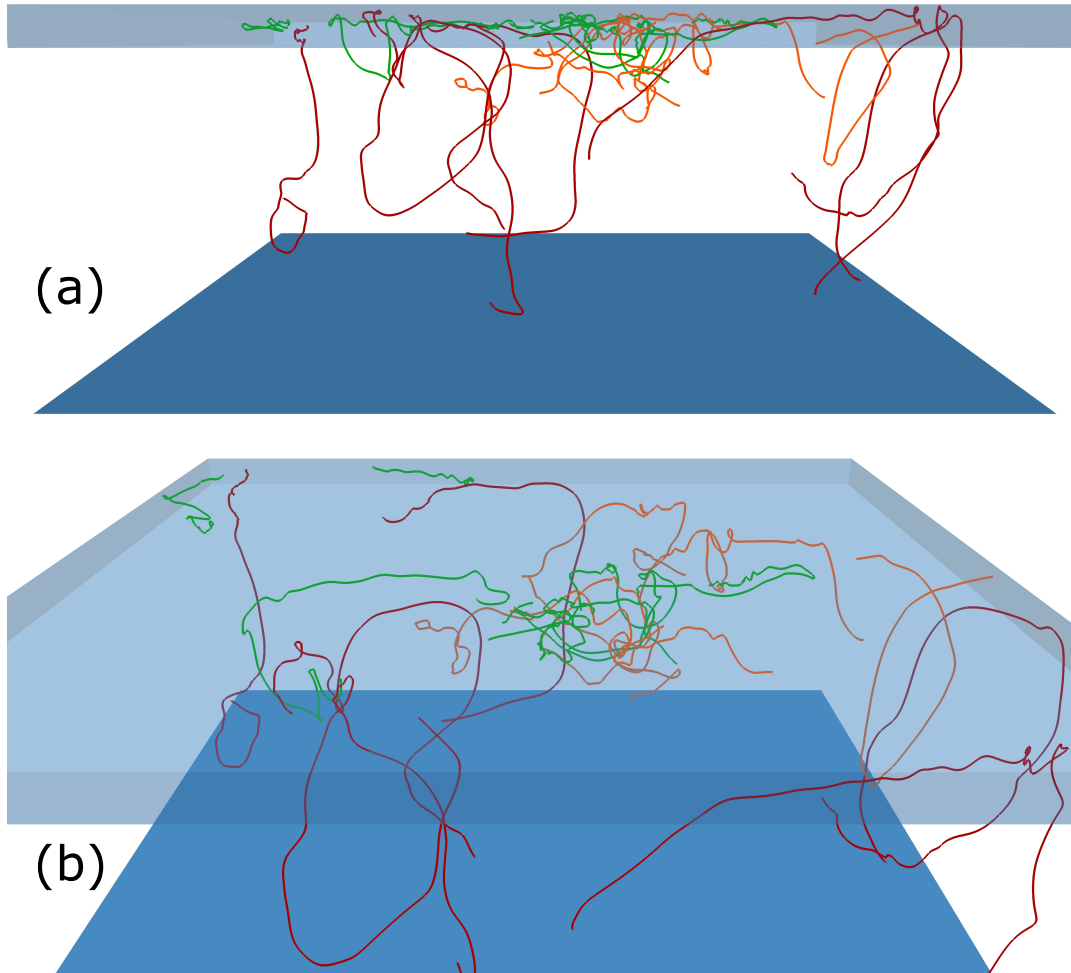


Figure 2. Trajectories of Lagrangian cloud droplets from two different viewing points. The droplets have been tracked during $1.2t^*$. The upper blue box in each figure represents the cloud-top region where the radiative cooling is strongest, and has a vertical extent of 2λ . The lower blue plane represent cloud base, which is placed $20\lambda = 300\text{m}$ below cloud top. A strong stratification limits the flow at cloud base. The trajectories are sorted into three categories (green, red and orange) that are described in the text.

Green trajectories correspond to cloud droplets that escape the downwards movements of the convective eddies, and stay at the cloud-top region for the whole tracing period. We use the name long-resident droplets for droplets that follow these trajectories. Long-resident droplets grow on average more than convective droplets, although they are less in number. Figure 2(b) shows that long-resident droplets do not stick to the inversion but feature a turbulent movement characterized by multiple length scales. This picture suggests that small-scale turbulence is important to escape the convective eddies.

Orange trajectories correspond to droplets that are driven out of cloud top by intermediate eddies, so that they keep circulating through the cloud bulk. Their near future is still undecided. They can either go back to the cloud top, and eventually become a long-resident droplet, or be driven downwards by a convective eddy. We use the name erratic droplets for those droplets that are neither convective nor long-resident. This is indeed poor naming because erratic droplets can have quite different dynamics, but it just shows how difficult it is to characterize the movement of all droplets in a turbulent flow.

4.2 Residence time

In order to quantify the different droplet dynamics we assign to each droplet a cloud-top residence time t_{res} that is defined by the following rules:

- The residence times are initialized $6.6t^*$ after the start of the simulations, thus well after the initial transient.
- At each time step the residence time advances only for droplets that are at a distance of less than 2λ from the maximum buoyancy gradient at the initial condition. The region where the residence time advances defines the cloud-top region.
- The residence time of cloud droplets that distant 10λ from the maximum buoyancy gradient is set to zero, *i.e.* we delete their memory. Since the cloudy domain comprises 20λ , this means that half of all cloud droplets loose their memory at each time step.
- The residence time of the cloud droplets whose normalized mass is below 10^{-5} is set to zero. This condition eliminates the completely evaporated droplets from the residence time statistics.

The objective of this definition is to discriminate long-resident droplets from convective ones. Convective droplets circulate through the mixed layer in a time comparable to the convective-eddy time, and their maximum residence time is a fraction of t^* (Stevens and Feingold, 1996). On the other hand, long-resident droplets are able to escape the convective eddies and can reach considerably longer resident times. Erratic droplets are associated with very diverse dynamics and could have effectively almost any residence time, which complicates the discussion.

Figure 3(a) shows the evolution of the residence-time histogram $p(t_{\text{res}})$. The histogram collapses for the short residence times, indicating that this statistic quickly reaches a quasi-stationary state. The sharp increase at the right end of the histograms shows that a considerable amount of droplets have the longest residence time of the distribution. This is an artifact of the finite time sampling, because the longest residence time is always equal to the time elapsed between the measurement time and the residence times initialization. As time advances, the longest residence time increases and the right part of the histogram develops. The right part of the histograms also collapses for different times, thus showing a quasi-stationary shape.

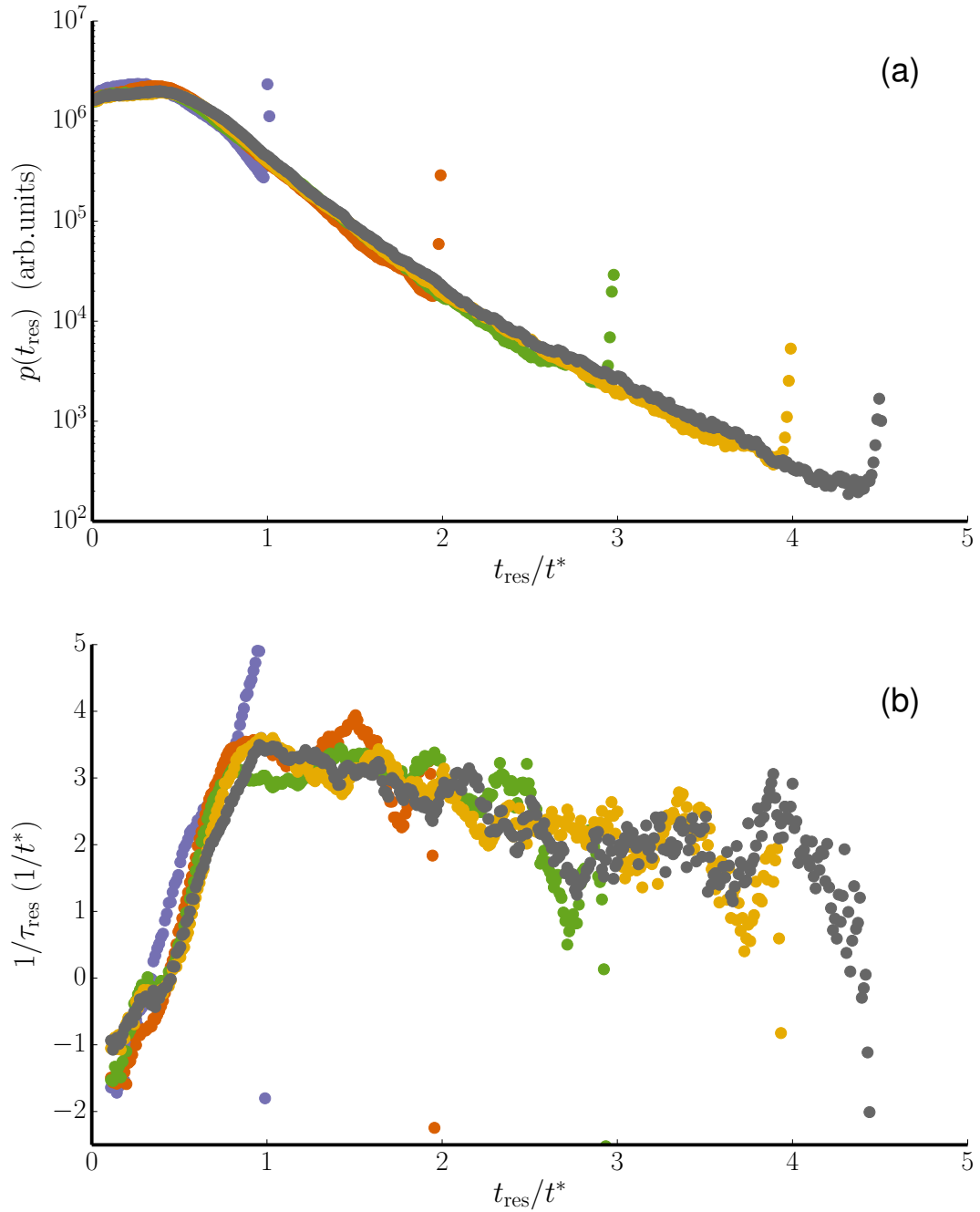


Figure 3. (a) Histogram of cloud-top residence times. (b) Decay time of droplets at cloud top by Eq. 4. The colors stand for the time elapsed after initiating the residence times: t^* , $2t^*$, $3t^*$, $4t^*$, $4.5t^*$.

Figure 3(a) shows a plateau for $t_{\text{res}} < 0.6t^*$, which indicates that most droplets spend around this time at cloud top. This is consistent with the convective movements that drive most droplets to spend some time, comparable but smaller than the convective-eddy time, at cloud top. We identify the droplets with $t_{\text{res}} < 0.6t^*$ with the previously-defined convective droplets. According to this definition, 70% of all droplets that have reached the cloud top behave as convective droplets.

5 After $t_{\text{res}} \sim 0.6t^*$, the residence time quickly decays. In order to investigate the quick decay of the residence times, we define a decay time, τ_{res} , by:

$$\frac{1}{\tau_{\text{res}}} = -\frac{1}{p(t_{\text{res}})} \frac{dp(t_{\text{res}})}{dt_{\text{res}}}, \quad (4)$$

which in case of an exponential decay is constant and equal to the mean lifetime. The decay time in Fig. 3(b) is calculated by taking the derivative of the histogram presented in Fig. 3(a), after using a Savitzky-Golay low-pass filter. We distinguish 10 different regimes of τ_{res} in Fig. 3(b), which are discussed in the next paragraphs.

In the interval $0.6t^* < t_{\text{res}} < 0.9t^*$, the histogram and decay times rapidly decrease ($1/\tau_{\text{res}}$ increases). Droplets with these residence times can be convective droplets that were driven by slow convective eddies, or erratic droplets that recirculate through the cloud.

In the interval $0.9t^* < t_{\text{res}} < 2.5t^*$ the histogram decays quasi-exponentially with a decay time that slowly increases from 15 $\tau_{\text{res}} \simeq t^*/3.2$ to $\tau_{\text{res}} \simeq t^*/2$. In other processes like radiative decay an exponential decay of the lifetime histogram means a random decay, and we use the same interpretation even when the definitions of lifetime and residence time are not identical. We explain the quasi-exponential decay of the histogram due to several droplets escaping the convective eddies that initially brought them into the cloud top. Once detached from the convective eddies, more unorganized cloud-top turbulence drives the droplets movement, and their residence time becomes close to random. However, the small variation of the decay time in this 20 part of the histogram suggests that these droplets can still feel the initial eddies, even when they are not directly driven by them. We identify these droplets with the long-resident droplets introduced in the previous section. Using this definition, we observe that 15% of the droplets are long resident.

From $t_{\text{res}} > 2.5t^*$ the number of droplets decays exponentially with $\tau_{\text{res}} \simeq t^*/2$. These droplets become memoryless, in the sense that τ_{res} does not vary for the later times investigated in our simulations. The memoryless condition implies that these 25 droplets have completely lost their connection to the convective eddies that initially brought them to the cloud top. In fact, flow visualizations suggest that most convective eddies vanish after a time comparable to $2.5t^*$. We can think of droplets that wander through the cloud top region until being dragged downwards by some new eddy. This behavior can be identified as eddy hopping. Using this definition, we observe that 0.2% of the droplets are memoryless long-resident droplets.

Next, we look at where long-resident droplets can be found. In order to visualize our results we first extrapolate the resident 30 times to the Eulerian grid, for which we use the trilinear interpolation. Figure 4 shows the extrapolated residence times larger than $0.9t^*$. This value signals the presence of long-resident droplets, as explained in previous paragraphs. The plot is very patchy, as a result of the continuous mixing between long-resident and new convective droplets. Long-resident droplets can be found everywhere but they clearly prefer the downdraft regions of the flow. Updrafts are mainly composed by droplets that originate from the cloud bulk, which in general have shorter residence times. Within the downdraft regions in Fig. 4 there




Figure 4. Visualization of the stratocumulus cloud top at $t = 11.1 t^*$. The white contours represent the liquid field from the Eulerian calculations. Red and green colors represent average residence times when extrapolating to the Eulerian grid. Only values larger than $0.9 t^*$ convective-eddy times are shown, thus signaling long-resident droplets that have escaped the convective movements. The color scale code goes from red to green, representing mean average residence times from $0.9 t^*$ to $2 t^*$.

are also preferred locations with high densities of long-resident droplets. Those regions are probably characterized by broader DSDs, with higher probabilities for the collision-coalescence process. We can thus speculate that the generation of rain droplets is more likely in these regions than anywhere else in the cloud.

4.3 Impact of condensation due to radiative cooling for the cloud droplet size distribution

- 5 The different droplet dynamics discussed in previous sections should be reflected on the DSD. In particular we expect that long-resident droplets grow larger than average due to the combined action of radiative cooling and collisions, thus broadening the DSD. In this section we investigate how the DSD broadens due to condensation induced by radiative cooling alone. Droplet evaporation is also included in the calculations, but we expect it to have little effect on the DSD because our Lagrangian algorithm considerably underestimates the evaporation of droplets (see section 2.3).
- 10 Radiative and evaporative cooling in our simulation overcome the influx of heat at cloud top. As a result the cloud continuously cools down and the total liquid water linearly increases with time. This introduces a continuous shift in the DSD equal to Gt , where G is the mean growth of a droplet in the cloud. For a better comparison at different times, we subtract this mean growth from the DSDs presented in this section. The DSDs are normalized by the initial mean mass of the droplets M_T .

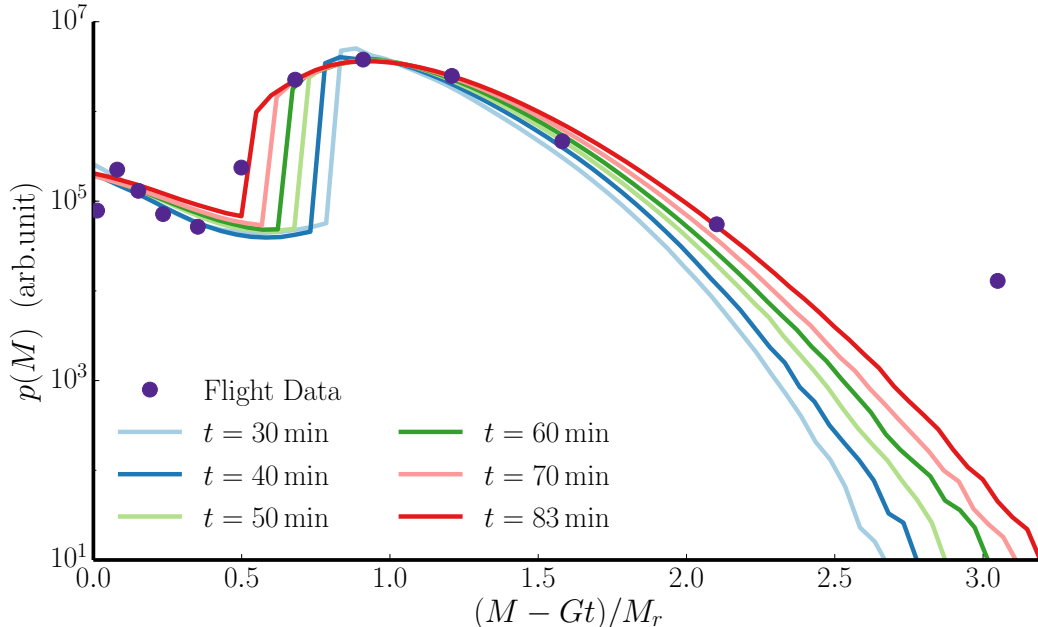


Figure 5. Evolution of the cloud-top DSD. The droplets in the simulations grow only by condensation due to radiative cooling. The points correspond to measurements from the VERDI campaign.

Figure 5 shows the evolution of the DSD at the top 2λ in our simulations. We observe a significant broadening of the DSD, which does not seem to reach a steady state. At the last time step, 6.5% of the droplets have doubled its initial mass. These are mostly long-resident droplets, as droplets need to grow for $1.25t^*$ at maximum radiative cooling to double their mass in our setup. Further growth becomes however difficult, which can be explained by the exponential decay of the resident times. Only five in a million droplets triple their size although this number seems to increase as time advances.

We compare the DSDs in our simulations to the in-situ measurements from the VERDI campaign described in section 3.1. As with the simulations, we use only measurements close to the cloud top. The measured DSD has been rescaled in the vertical coordinate to properly compare the different sample sizes in observations and simulations. Figure 5 shows a good similitude between observations and simulations for the small-sizes of the DSD ($(M - Gt) \lesssim 2.5M_r$). We find this similitude rather surprising giving the large number of simplifications in our model, and that condensation due to radiative cooling is the only mechanism for the DSD broadening. Since our model is more appropriate for detached stratocumuli, one possible reason for the good agreement is that the cloud in the observations was detached at cloud base, as suggested by the measured profile of liquid potential temperature. Unfortunately we do not have observations below cloud base to verify this hypothesis. The agreement between observations and simulations is even more puzzling for the very small sizes of the DSD ($(M - Gt) \lesssim 0.5M_r$), given the uncertainty in our evaporation calculations. For larger droplets ($(M - Gt) > 2.5M_r$) observations and simulations clearly differ, indicating that other processes, like collisions, are important for the further broadening the DSD.

Even when considering that there is some degree of chance in the agreement between observations and simulations (such as in the final time of the simulations), the comparison strongly suggests that condensation due to long-wave radiation was an important factor for broadening the DSD in the stratocumulus observed in the VERDI campaign. Since the radiative properties of this cloud are quite common, we conclude that long-wave radiation is probably also relevant for the DSD evolution in many other radiatively-driven stratocumuli.

5 Discussion and conclusions

Our simulations show cloud droplets that reside at the stratocumulus top for times considerably longer than the convective-eddy time, supporting some previous LES studies (Stevens and Feingold, 1996; Kogan, 2006; Magaritz et al., 2009). We here confirm that long-resident droplets are a result of the complex convective-turbulent dynamics, and are not an artifact of the turbulence model. This assertion is based on the resolution used in our simulations ($\Delta x = 73\text{cm}$), which is high enough to explicitly resolve a fully turbulent cloud top. The setup of our simulations mimics observations of Arctic stratocumulus during the VERDI campaign (Klingebiel et al., 2015). Turbulence is driven by long-wave radiative cooling and to a lesser extent by evaporative cooling. Since the properties that determine the radiative forcing in the simulations are quite common for stratocumulus, we expect that long-resident droplets can also be found in many other radiatively-driven stratocumulus-topped boundary layers.

We observe that 15% of the droplets partially escape the stratocumulus large-scale convective motions and reside at the cloud-top region for periods longer than the convective-eddy time. This percentage is in rough agreement with cloud-top resident times in a drizzling stratocumulus LES (Kogan, 2006), and it is approximately twice as large as in non-drizzling stratocumulus LES (Stevens and Feingold, 1996). The comparison is not perfect, because each study uses a different definition for the cloud-top residence time, but we find the approximate agreement of our simulations with LES with much coarser resolutions ($\Delta z = 25\text{m}$, $\Delta x \geq 50\text{m}$) rather surprising.

The large number of droplets in our simulations (10^9) allows for accurate quantification of extreme cloud-top residence times. We find that 0.2% of the droplets spend more than $2.5t^*$ at cloud top and completely decouple from the large-scale convective movements. The process of leaving cloud top becomes memoryless with a decay time $\tau_{\text{res}} \sim t^*/2$. Assuming that the separation of scales between the radiation length scale λ and the boundary layer depth z^* is large enough, our results in the mixed-layer model can be roughly extrapolated to deeper well-mixed boundary layers: For a $\sim 1\text{km}$ deep well-mixed radiatively-driven stratocumulus topped boundary layer with $t^* = 20\text{min}$, we expect that 15% of the droplets remain at cloud top for more than 20 min, and that 0.2% of the droplets remain for more than 50 min and become memoryless with a decay time of 10 minutes. These residence times are probably long enough to allow for some long-resident droplets having multiple collisions at cloud top, as we discuss in the next paragraph.

Let us provide a simple argumentation to show how long-resident droplets can experience multiple collisions and contribute to the formation of rain droplets at cloud top. The gravitational-settling collision-rate for droplets of radius $R = 10\mu\text{m}$ with very-small tracer droplets is $p = 0.003\text{min}^{-1}$ (Hall, 1980). For a typical convective-eddy time $t^* = 20\text{min}$, convective

droplets that spend 10min at cloud top have $pt_{\text{res}} = 0.03$ collisions in mean value. Given that $pt_{\text{res}} \ll 1$, the probability of a single droplet colliding at cloud top is also 0.03. For memoryless long-resident droplets that spend 50min at cloud top the probability of colliding with a single droplet is 0.15, as it scales with time. This factor five seems insignificant because it does not compensate the fact that there are 500 convective droplets for each one that spend $2.5t^*$ or longer at cloud top. The potential of long-resident droplets can be understood by looking at subsequent collisions. For simplicity let us assume that the probability of each subsequent collision is roughly equal to probability of the first collision. Although in reality subsequent collisions are more likely, the qualitative argumentation that follows is not affected by this simplification. Under this assumption collisions become a Poisson process, in which the probability of a droplet having N collisions scales as $\sim (pt_{\text{res}})^N$ when $pt_{\text{res}} \ll 1$. Long-resident droplets are then 25 times more likely to have two collisions and this factor scales quickly with N . For $N = 4$, the enhancement factor is 625, which means that there are more long-resident droplets that had four collisions than convective ones. Cloud droplets require more than four collisions to become rain droplets, which are defined by a limiting radius $R > 25 - 45\mu\text{m}$ depending on the accretion model (Khairoutdinov and Kogan, 2000; Seifert and Beheng, 2001). We conclude that long-resident droplets can be relevant for rain formation. An important consequence is that rain models for cumulus clouds (where most droplets are convective), do not need necessarily be valid for stratocumulus, in which rain could predominately originate from long-resident droplets.

We observe that long-resident droplets prefer to concentrate in the thin downdraft regions of the flow. This behavior agrees with the pattern of in-cloud residence times (different from the cloud-top residence times in this paper) found by Kogan (2006) inside drizzling stratocumulus. The flow in the LES of Kogan (2006) is characterized by thin updrafts and broad downdrafts, which is the opposite pattern as in our simulations. The agreement suggests that the tendency of long-resident cloud droplets to be preferably placed in downdrafts is generic for droplets with relatively small sedimentation velocities (in the other extreme, long-lifetime ice crystals with much higher sedimentation velocities cluster in the updrafts regions (Yang et al., 2015)). As a consequence, long-resident droplets are placed close to the small droplets generated in the entrainment process, which are also advected to the same convergence regions (as observed for example in Yamaguchi and Randall (2012)). Downdraft regions are thus characterized by a more polydisperse distribution than the updrafts, in which new droplets are brought to cloud top. As a consequence, the probability of collisions and the rate of formation of rain droplets are higher in the downdrafts than in the updrafts regions. We speculate that the resulting depletion of liquid in the downdrafts could help to explain the closed-cell pattern which is commonly observed in stratocumulus (Wood, 2012). This mechanism resembles the one introduced by Ovchinnikov et al. (2013), who consider that the closed-cell pattern is a consequence of convective droplets producing rain in a time comparable to the convective-eddy time. The main difference with Ovchinnikov et al. (2013) is that we hypothesize that long-resident droplets, and not convective droplets, are relevant for the generation of rain. Our hypothesis leads to a more frequent formation of the closed-cell pattern.

Long-resident droplets also grow on average considerably larger than convective droplets due to condensation induced by long-wave radiative cooling, which can speed up rain formation (Roach, 1976; Hartman and Harrington, 2005). In this paper we isolate the effect of radiation, and investigate how condensation due to radiative cooling alone broadens the cloud-top DSD. We observe a significant broadening of the DSD: at the last time step 6.5% of the droplets have doubled their initial mass. This

broadening is probably wider for deeper stratocumulus-topped boundary layers with larger convective eddies. We compare the DSD in our simulations to the observations from the flight RF 11 from the VERDI campaign in which we based the simulations setup. The measured DSD matches almost perfectly our measurements for droplets around the mean size at the last time step of the simulations. The perfect agreement is to some degree by chance, but it nevertheless strongly suggests that radiative cooling is an important factor for the broadening of the DSD for the smaller sizes. The radiative DSD broadening is similar to the broadening due to a wide aerosol size distribution, fluctuations at the activation/condensation process or inhomogeneous mixing with the free atmosphere (Brennguier and Chaumat, 2000; Beals et al., 2015). At this point we cannot determine which effect is more relevant, and the answer might be different for diverse stratocumulus meteorological conditions.

It has been often noted that a better knowledge of turbulence is necessary to solve the size-gap problem in shallow-clouds rain formation (Shaw, 2003; Devenish et al., 2012). In cumulus clouds small-scale turbulence ($\sim 10^{-3} - 10^0$ m) can help to bridge the size gap, as it roughly doubles the collision rates when compared to the laminar case (Grabowski and Wang, 2013; Onishi et al., 2015). However, the same small-scale turbulence amplification of collision rates is much weaker ($\sim 1\%$) for the droplet radius ($\sim 10\mu\text{m}$) and turbulence dissipation rates ($\sim 10^{-3} \text{ m}^2\text{s}^{-3}$) that are typical for stratocumulus. This paper suggests that middle-scale turbulence ($\sim 10^0 - 10^2$ m) can help to bridge the size gap in stratocumulus by creating long-resident droplets at the cloud top.

Appendix A: The Eulerian formulation

In the first subsection we summarize the formulation introduced in de Lozar and Mellado (2015a). In the second subsection we describe the modifications we have included to model the lower stratification.

A1 Stratocumulus formulation

The original formulation is based on two scalars, χ and ψ , that quantify the mixing fraction and the deviations from it. The total water and enthalpy are written as a function of these two scalars as:

$$\begin{aligned} q_t &= q_t^C + (q_t^D - q_t^C)\chi; \\ h &= h^C + (h^D - h^C)\chi + \psi, \end{aligned} \tag{A1}$$

where the superscripts C and D correspond to reference values at the cloud and free atmosphere. The evolution equations are written in the Boussinesq approximation for the case that all diffusion coefficients are equal to the thermal diffusivity:

$$\begin{aligned} d\mathbf{u}/dt &= -\nabla p + \nu\nabla^2\mathbf{u} + b\mathbf{k}; \\ d\chi/dt &= \kappa_T\nabla^2\chi; \quad d\psi/dt = \kappa_T\nabla^2\psi - r, \end{aligned} \tag{A2}$$

where $d/dt = \partial/\partial t + \mathbf{u} \cdot \nabla$ is the material derivative, b is the buoyancy, r is the radiative forcing, and κ_T is the thermal diffusivity. The formulation assumes linearized forms for the buoyancy and for the vapor saturated-vapor content, which allow

to write the normalized liquid-water content $\ell = q_1/q_1^C$ as:

$$\ell = f(\xi) = \epsilon \ln[\exp(\xi/\epsilon) + 1];$$

$$\xi = 1 - \chi/\chi_s - \psi/\psi_s, \quad (\text{A3})$$

where ϵ is a small number that we choose $\epsilon = 1/16$, and χ_s and ψ_s are constants defined by the thermodynamic properties of the reference states. Algebraical manipulations allow to derive the liquid source terms in Eq. (1) from Eqs. (A2) and (A3):

$$s_{\text{cond}} = \frac{r}{\psi_s} \left(\frac{df}{d\xi} \right); \quad (\text{A4})$$

$$s_{\text{eva}} = \kappa_T \left(\frac{d^2f}{d\xi^2} \right) |\nabla\xi|^2. \quad (\text{A5})$$

In the limit $\epsilon \rightarrow 0$, $\left(\frac{df}{d\xi} \right)$ tends to a Heaviside step function that is 1 in the cloudy part of the domain and 0 otherwise, and $\left(\frac{d^2f}{d\xi^2} \right)$ tends to a Dirac delta function that is non-zero only at the cloud-dry air interface ($\xi = 0$).

10 A2 The cloud-base stratification

Solving turbulence close to a rigid boundary in DNS typically requires a higher resolution than in other regions. For this reason most DNS use refined grids close to the boundaries. The problem is that using refined grids in our simulations considerably slows down the calculations, because the time stepping needs to be reduced and the vectorization of the Lagrangian calculations becomes more difficult. The gain for this cost is to properly resolve the flow in a region that does not alter considerably the cloud-top dynamics in which we are interested. For this reason we decided to use an alternative strategy. The objective is to create a soft boundary that does not allow the flow to penetrate much beyond cloud base, while modifying the cloudy thermodynamical state as least as possible.

The soft boundary is created by adding a second stratification at cloud base. This is achieved by modifying the buoyancy as:

$$b = b^{\text{no stra}} + \Sigma, \quad (\text{A6})$$

where $b^{\text{no stra}}$ is the buoyancy in the original formulation and Σ is a new scalar. The initial condition for this scalar is $\Sigma = 0$ above cloud base and $\Sigma = 2\Delta b$ below cloud base, where Δb is the stratification at cloud top. Since the stratifications at cloud base and cloud top are comparable, the resolution requirements to solve the flow in both regions are similar and no grid refinement is required. This modification of the buoyancy efficiently limits the flow at cloud base, but it also modifies the in-cloud buoyancy due to the scalar Σ that is entrained at cloud base. In order to minimize the impact of Σ on the cloud dynamics, a radioactive decay term is introduced in the evolution equation for Σ in the cloud region:

$$\frac{d\Sigma}{dt} = \kappa_T \nabla^2 \Sigma - \frac{\Sigma}{2\tau_0} \{1 + \tanh[(z - z_b)/\Delta z_0]\}, \quad (\text{A7})$$

where z_b is the cloud base placed 300m below the initial cloud top, $\tau_0 = 1$ s is the decay time and $\Delta z_0 = 3$ m is the thickness of a transition region at cloud base. In our simulations this soft stratification introduces a small sink of turbulent kinetic energy ($\int \langle w'\Sigma' \rangle dz \simeq 0.05 \int \langle w'b' \rangle dz$), which does not considerably change the cloud-top dynamics.

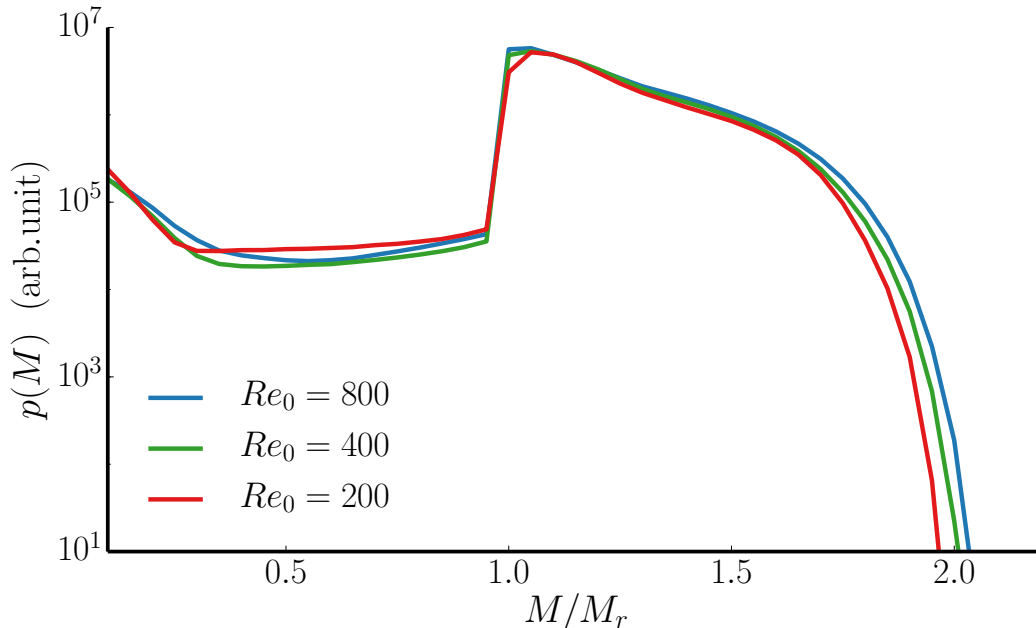


Figure 6. DSD dependence on viscosity (quantified by the reference Reynolds number Re_0) in a cloud-top mixing layer. The DSDs were measured 540s after the start of the simulations. The overall convergence is good, pointing to a small role of the viscous effects and of the unresolved small scales.

Appendix B: The influence of viscosity and the unresolved small-scale flow

We investigate the influence of the unresolved small scales by performing simulations with different viscosities, which in DNS implies changing the smallest resolved length scale (Kolmogorov length $\eta_{\text{sim}} \sim \nu^{3/4}$). For this investigation we use an unbounded cloud-top mixing-layer configuration as introduced by Mellado et al. (2009). This configuration closely resembles the cloudy mixed layer, with the only difference that the extend of the flow keeps growing with time, as in a free convective boundary layer. Simulations in unbounded mixing layers are numerically cheaper, while the flow at the cloud top is expected to be similar as in our setup. We have performed three simulations in which the viscosity was varied by a factor four, $Re_0 = 200, 400, 800$, which correspond to Kolmogorov length scales $\eta_{\text{sim}} = 38, 23, 14$ cm respectively.

We observe that changing the viscosity does not appreciably alter the cloud convective movements. The mean turbulence dissipation rate varies by $\sim 3\%$ between the different simulations, which is comparable to the variations introduced by the lack of statistical convergence. On the other hand, the integrated evaporative cooling decreases by $\sim 10\%$ when changing the viscosity from $Re_0 = 200$ to $Re_0 = 800$, which suggest that $Re_0 = 200$ is probably to low to study entrainment. The reason why changes in evaporative cooling do not significantly alter the convective movements is that the flow is mostly radiatively driven (the integrated evaporative-cooling buoyancy source is $\sim 70\%$ weaker than the integrated radiative-cooling buoyancy

source). Since in this study we are mainly interested in the convective dynamics, we decided to use $Re_0 = 200$ for our reference case. This choice allows us to attain larger z^* and longer simulation times at a reduced computational cost.

In Figure 6 we compare the DSD of the Lagrangian droplets in a region 2λ below cloud top, 540s after the start of the simulations. We find a strong similarity of all DSDs, indicating a small role of viscous effects. Small differences can be seen at the right side of the distribution, where the number of larger droplets increases with decreasing viscosity. This observation confirms that the cloud-top flow is turbulent. If the flow were laminar, a non-negligible fraction of droplets would stick to the cloud top and continuously grow due to radiative cooling. The number of sticky droplets would increase with viscosity, which is the opposite tendency as observed in our simulations. The absence of cloud-top laminar flow is expected, giving that the Reynolds number based on the Taylor microscale is high enough at cloud top: $Re_\lambda \sim 150$.

If significant, the small increase of the large-droplets size with reducing viscosity can be attributed to different causes. One possible cause is that the radiative-forcing maximum decreases by 5% when reducing the viscosity from $Re_0 = 800$ to $Re_0 = 200$, even when the integrated value of the radiative forcing does not change. As a consequence the maximum possible growth is slightly higher in the lower viscosity simulations, which could lead to larger droplets. The reduction of the maximum is a consequence of a smoother Eulerian liquid water for the higher viscosity simulations. Another possible cause is that small-scale turbulent fluctuations, which are stronger for the lower viscosities, broaden the DSD, thus leading to a larger number of large droplets. Even when we cannot quantify these different causes, we conclude that a too high viscosity probably reduces the right tail of the DSD when the cloud top is fully turbulent, and therefore our results provide a lower limit for the DSD broadening.

Acknowledgements. The authors are grateful to Markus Klingebiel and Stephan Borrmann for providing the data from the VERDI campaign. Comments on the original manuscript by Juan Pedro Mellado and Axel Seifert are gratefully acknowledged. Computational time was provided by the Jülich Supercomputing Centre.

References

- Barkstrom, B.: Some effects of 8-12 μm radiant energy transfer on the mass and heat budgets of cloud droplets, *J. Atmos. Sci.*, 35, 665–673, [http://journals.ametsoc.org/doi/abs/10.1175/1520-0469\(1978\)035%3C0665:SEORET%3E2.0.CO%3B2](http://journals.ametsoc.org/doi/abs/10.1175/1520-0469(1978)035%3C0665:SEORET%3E2.0.CO%3B2), 1978.
- Beals, M. J., Fugal, J. P., Shaw, R. A., Lu, J., Spuler, S. M., and Stith, J. L.: Holographic measurements of inhomogeneous cloud mixing at the centimeter scale., *Science*, 350, 87–90, 2015.
- Brenguier, J.-L. and Chaumat, L.: Droplet Spectra Broadening in Cumulus Clouds. Part I: Broadening in Adiabatic Cores, *J. Atmos. Sci.*, 58, 628–641, 2000.
- Carpenter, M. H. and Kennedy, C. A.: Fourth-order 2N-storage Runge-Kutta schemes, Tech. Rep. TM-109112, NASA Langley Research Center, 1994.
- Cooper, W.: Effects of Variable Droplet Growth Histories on Droplet Size Distributions. Part I: Theory, *J. Atmos. Sci.*, 46, 1301–1311, [http://journals.ametsoc.org/doi/abs/10.1175/1520-0469\(1989\)046%3C1301:EOVDGH%3E2.0.CO%3B2](http://journals.ametsoc.org/doi/abs/10.1175/1520-0469(1989)046%3C1301:EOVDGH%3E2.0.CO%3B2), 1989.
- de Lozar, A. and Mellado, J. P.: Direct Numerical Simulations of a Smoke Cloud-Top Mixing Layer as a model for Stratocumuli, *J. Atmos. Sci.*, 70, 2356–2375, doi:10.1175/JAS-D-12-0333.1, 2013.
- de Lozar, A. and Mellado, J. P.: Cloud droplets in a bulk formulation and its application to buoyancy reversal instability, *Q. J. Roy. Meteorol. Soc.*, 140, 1493–1504, doi:10.1002/qj.2234, 2014.
- de Lozar, A. and Mellado, J. P.: Mixing driven by radiative and evaporative cooling at the stratocumulus top, *J. Atmos. Sci.*, 72, 4681–4700, doi:10.1175/JAS-D-15-0087.1s, 2015a.
- de Lozar, A. and Mellado, J. P.: Evaporative cooling amplification of the entrainment velocity in radiatively driven stratocumulus, *Geophys. Res. Lett.*, 42, 7223–7229, 2015b.
- Deardorff, J. W.: Convective Velocity and Temperature Scales for the Unstable Planetary Boundary Layer and for Rayleigh Convection , *J. Atmos. Sci.*, 27, 1211–1213, 1970.
- Devenish, B. J., Bartelo, P., Brenguier, J.-L., Collins, L. R., Grabowski, W. W., IJzermans, R. H. A., Reeks, M. W., Vassilicos, J. C., Wang, L.-P., and Warhaft, Z.: Droplet growth in warm turbulent clouds, *Q. J. R. Meteorol. Soc.*, 138, 1401–1429, doi:10.1002/qj.1897, 2012.
- Dimotakis, P. E.: Turbulent Mixing in Stratified Fluids, *Annu. Rev. Fluid Mech.*, 37, 329–356, 2005.
- Gerber, H., Frick, G., Malinowski, S. P., Jonsson, H., Khelif, D., and Krueger, S. K.: Entrainment rates and microphysics in POST stratocumulus, *J. Geophys. Res. Atmos.*, 118, 12,094–12,109, doi:10.1002/jgrd.50878, 2013.
- Grabowski, W. W. and Wang, L.-P.: Growth of Cloud Droplets in a Turbulent Environment, *Annu. Rev. Fluid Mech.*, 45, 293–324, doi:10.1146/annurev-fluid-011212-140750, 2013.
- Hall, W. D.: A detailed microphysical model within a two-dimensional dynamic framework - model description and preliminary-results, *J. Atmos. Sci.*, 37, 2486–2507, 1980.
- Harrington, J.: Radiative Impacts on the Growth of a Population of Drops within Simulated Summertime Arctic Stratus, *J. Atmos. Sci.*, 35, 766–785, [http://journals.ametsoc.org/doi/abs/10.1175/1520-0469\(2000\)057%3C0766:RIOTGO%3E2.0.CO%3B2](http://journals.ametsoc.org/doi/abs/10.1175/1520-0469(2000)057%3C0766:RIOTGO%3E2.0.CO%3B2)<http://onlinelibrary.wiley.com/doi/10.1002/qj.49710243207/abstract>, 2000.
- Hartman, C. and Harrington, J.: Radiative impacts on the growth of drops within simulated marine stratocumulus. Part I: Maximum solar heating, *J. Atmos. Sci.*, 62, 2323–2338, <http://journals.ametsoc.org/doi/abs/10.1175/JAS3477.1>, 2005.
- Khairoutdinov, M. and Kogan, Y.: A new cloud physics parameterization in a large-eddy simulation model of marine stratocumulus, *Mon. Weather Rev.*, 128, 229–243, 2000.

- Klingebiel, M., de Lozar, A., Molleker, S., Weigel, R., Roth, A., Schmidt, L., Meyer, J., Ehrlich, A., Neuber, R., Wendisch, M., and Borrmann, S.: Arctic low-level boundary layer clouds: in-situ measurements and simulations of mono- and bimodal supercooled droplet size distributions at the cloud top layer, *Atmospheric Chemistry and Physics*, 15, 617–631, doi:10.5194/acp-15-617-2015, 2015.
- Kogan, Y. L.: Large-eddy simulation of air parcels in stratocumulus clouds: Time scales and spatial variability, *J. Atmos. Sci.*, 63, 952–967, 5 2006.
- Lanotte, A. S., Seminara, A., and Toschi, F.: Cloud Droplet Growth by Condensation in Homogeneous Isotropic Turbulence, *J. Atmos. Sci.*, 66, 1685–1697, doi:10.1175/2008JAS2864.1, 2009.
- Larson, V. E., Kotenberg, K. E., and Wood, N. B.: An Analytic Longwave Radiation Formula for Liquid Layer Clouds, *Mon. Weather Rev.*, 135, 689–699, doi:10.1175/MWR3315.1, 2007.
- 10 Lele, S. K.: Compact finite difference schemes with spectral-like resolution, *J. Comp. Phys.*, 103, 16–42, 1992.
- Leon, D. C., Wang, Z., and Liu, D.: Climatology of drizzle in marine boundary layer clouds based on 1 year of data from CloudSat and Cloud-Aerosol Lidar and Infrared Pathfinder Satellite Observations (CALIPSO), *Journal of Geophysical Research*, 113, D00A14, doi:10.1029/2008JD009835, <http://doi.wiley.com/10.1029/2008JD009835>, 2008.
- Magaritz, L., Pinsky, M., Krasnov, O., and Khain, A.: Investigation of Droplet Size Distributions and Drizzle Formation Using A New 15 Trajectory Ensemble Model. Part II: Lucky Parcels, *J. Atmos. Sci.*, 66, 781–804, 2009.
- Magaritz-Ronen, L., Pinsky, M., and Khain, A.: Effects of Turbulent Mixing on the Structure and Macroscopic Properties of Stratocumulus Clouds Demonstrated by a Lagrangian Trajectory Model, *J. Atmos. Sci.*, 71, 1843–1862, 2014.
- Mellado, J. P.: The evaporatively driven cloud–top mixing layer, *J. Fluid Mech.*, 660, 5–36, doi:10.1017/S0022112010002831, 2010.
- Mellado, J. P. and Ansonge, C.: Factorization of the Fourier transform of the pressure-Poisson equation using finite differences in colocated 20 grids, *Z. Angew. Math. Mech.*, 92, 380–392, 2012.
- Mellado, J. P., Stevens, B., Schmidt, H., and Peters, N.: Buoyancy reversal in cloud–top mixing layers, *Q. J. Roy. Meteorol. Soc.*, 135, 333–365, doi:10.1002/qj.417, 2009.
- Mellado, J. P., Stevens, B., Schmidt, H., and Peters, N.: Two–fluid formulation of the cloud–top mixing layer for direct numerical simulation, *Theor. Comput. Fluid Dyn.*, 24, 511–536, doi:10.1007/s00162.010.0182.x, 2010.
- 25 Mellado, J. P., van Heerwaarden, C. C., and Garcia, J. R.: Near-Surface Effects of Free Atmosphere Stratification in Free Convection, *Boundary-Layer Meteorol.*, doi:10.1007/s10546-015-0105-x, 2015.
- Naumann, A. K.: Cloud structures and rain formation in the atmospheric boundary layer, Ph.D. thesis, University of Hamburg, 2015.
- Naumann, A. K. and Seifert, A.: Recirculation and growth of raindrops in simulated shallow cumulus, *Journal of Advances in Modeling Earth Systems*, pp. n/a–n/a, doi:10.1002/2016MS000631, <http://dx.doi.org/10.1002/2016MS000631>, 2016.
- 30 Onishi, R., Matsuda, K., and Takahashi, K.: Lagrangian Tracking Simulation of Droplet Growth in Turbulence-Turbulence Enhancement of Autoconversion Rate, *J. Atmos. Sci.*, 72, 2591–2607, 2015.
- Ovchinnikov, M., Easter, R. C., and Jr., W. I. G.: Untangling dynamical and microphysical controls for the structure of stratocumulus, *Geophys. Res. Lett.*, 40, 4432–4436, 2013.
- Roach, W.: On the effect of radiative exchange on the growth by condensation of a cloud or fog droplet, *Q. J. R. Meteorol. Soc.*, 102, 35 361–372, 1976.
- Rogers, R. R. and Yau, M. K.: *A Short Course in Cloud Physics*, Elsevier, third edn., 1989.
- Seifert, A. and Beheng, K. D.: A double-moment parameterization for simulating autoconversion, accretion and selfcollection,, *Atmos. Res.*, 59, 265–281, 2001.

- Shaw, R. A.: Particle–Turbulence Interactions in Atmospheric Clouds, *Annu. Rev. Fluid Mech.*, 35, 183–227, 2003.
- Stevens, B.: Entrainment in stratocumulus-topped mixed layers, *Q. J. R. Meteorol. Soc.*, 128, 2563–2852, 2002.
- Stevens, B. and Feingold, G.: Elements of the Microphysical Structure of Numerically Simulated Nonprecipitating Stratocumulus, *Journal of the ...*, [http://journals.ametsoc.org/doi/abs/10.1175/1520-0469\(1996\)053%3C0980%3AEOTMSO%3E2.0.CO%3B2](http://journals.ametsoc.org/doi/abs/10.1175/1520-0469(1996)053%3C0980%3AEOTMSO%3E2.0.CO%3B2), 1996.
- 5 Wang, P. K.: *Physics and Dynamics of Clouds and Precipitation*, Cambridge University Press, The Edinburgh Building, Cambridge CB2 8RU, UK, 2013.
- Wood, R.: Stratocumulus clouds, *Mon. Wea. Rev.*, 140, 2373–2423, 2012.
- Yamaguchi, T. and Randall, D. A.: Cooling of Entrained Parcels in a Large-Eddy Simulation, *J. Atmos. Sci.*, 69, 1118–1136, 2012.
- Yang, F., Ovchinnikov, M., and Shaw, R.: Minimalist model of ice microphysics in mixed-phase stratiform clouds, *Geophys. Res. Lett.*, 40,
10 1–5, doi:10.1002/grl.50700, 2013.
- Yang, F., Ovchinnikov, M., and Shaw, R.: Long-lifetime ice particles in mixed-phase stratiform clouds: Quasi-steady and recycled growth, *J. Geophys. Res. Atmos.*, doi:10.1002/2015JD023679, In press, 2015.