

***Interactive comment on* “Interpretation of Aura
satellite observations of CO and aerosol index
related to the December 2006
Australia fires” by M. Luo et al.**

M. Luo et al.

Ming.Luo@jpl.nasa.gov

Received and published: 1 March 2010

See supplement pdf file (Response_to_Owen_Cooper.pdf) for responses.

Please also note the supplement to this comment:

<http://www.atmos-chem-phys-discuss.net/9/C11197/2010/acpd-9-C11197-2010-supplement.pdf>

Interactive comment on Atmos. Chem. Phys. Discuss., 9, 23665, 2009.

Full Screen / Esc

Printer-friendly Version

Interactive Discussion

Discussion Paper

Interactive
Comment

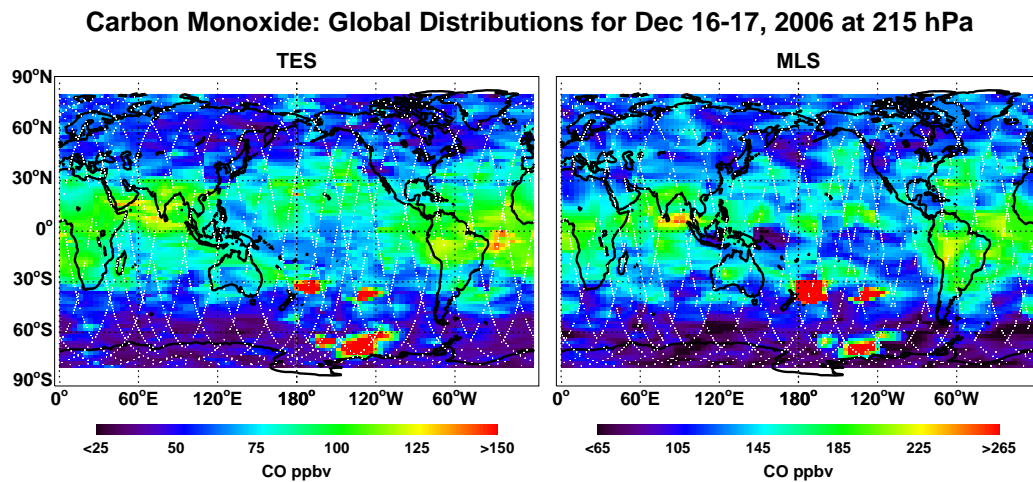


Fig. 1.

Full Screen / Esc

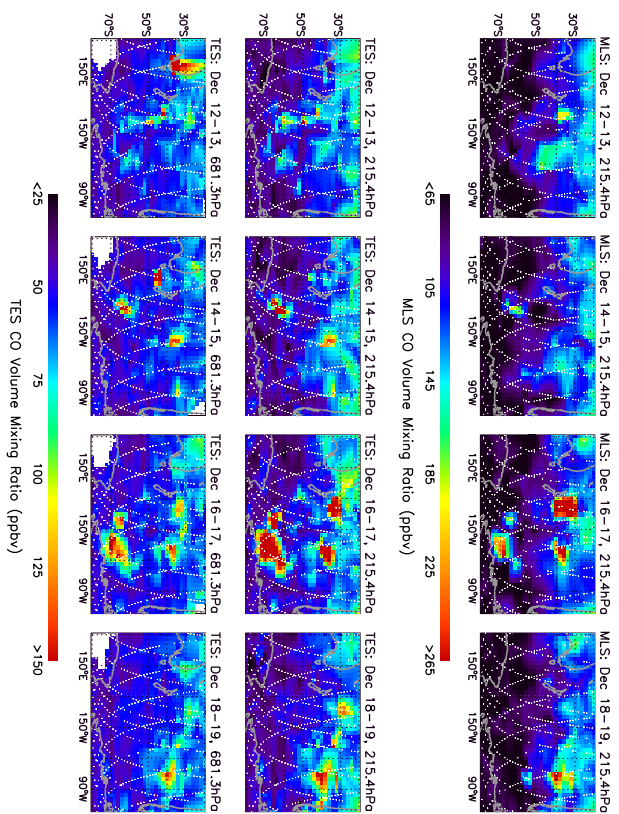
Printer-friendly Version

Interactive Discussion

Discussion Paper

Interactive
Comment[Full Screen / Esc](#)[Printer-friendly Version](#)[Interactive Discussion](#)[Discussion Paper](#)

MLS and TES Carbon Monoxide (CO), Dec 12–19, 2006



Interactive
Comment

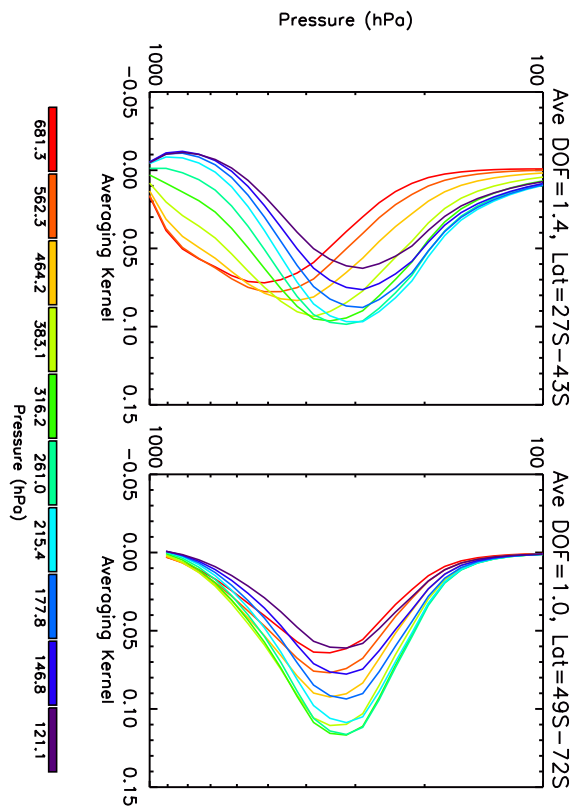


Fig. 3.

[Full Screen / Esc](#)[Printer-friendly Version](#)[Interactive Discussion](#)[Discussion Paper](#)

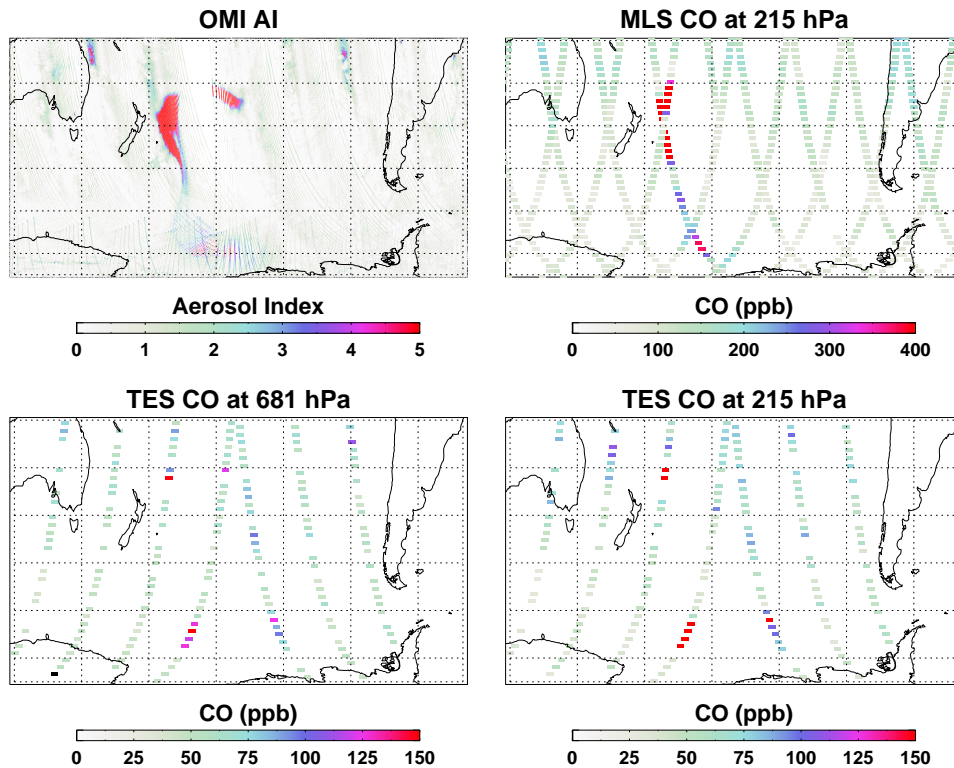
[Interactive
Comment](#)[Full Screen / Esc](#)[Printer-friendly Version](#)[Interactive Discussion](#)[Discussion Paper](#)

Fig. 4.