

This discussion paper is/has been under review for the journal *Atmospheric Chemistry and Physics (ACP)*. Please refer to the corresponding final paper in *ACP* if available.

**A simple model for  
cloud radiative  
forcing**

T. Corti and T. Peter

# A simple model for cloud radiative forcing

**T. Corti and T. Peter**

Institute for Atmospheric and Climate Science, Swiss Federal Institute of Technology (ETH),  
Zürich, Switzerland

Received: 23 February 2009 – Accepted: 18 March 2009 – Published: 31 March 2009

Correspondence to: T. Corti (thierry.corti@env.ethz.ch)

Published by Copernicus Publications on behalf of the European Geosciences Union.

Title Page

Abstract

Introduction

Conclusions

References

Tables

Figures

◀

▶

◀

▶

Back

Close

Full Screen / Esc

Printer-friendly Version

Interactive Discussion



## Abstract

We present a simple model for the longwave and shortwave cloud radiative forcing based on the evaluation of extensive radiative transfer calculations. The simplicity of the model equations fosters the understanding on how clouds affect the Earth's energy balance. In comparison with results from a comprehensive radiative transfer model, the accuracy of our parameterization is typically better than 20%. We demonstrate the usefulness of our model using the example of tropical cirrus clouds. We conclude that possible applications for the model include the fast estimate of cloud radiative forcing, the evaluation of the sensitivity to changes in environmental conditions, and as a tool in education.

## 1 Introduction

Clouds are an important element of the climate system as they have a big impact on the Earth's energy balance. The role of clouds for the climate system can be described using the concept of radiative forcing (IPCC, 2007). Several studies have quantified the cloud radiative forcing (CRF) (e.g., Barkstrom, 1984; Rossow and Lacis, 1990; Hartmann et al., 1992). Chen et al. (2000) have estimated shortwave and longwave CRF to amount to approximately  $-50$  and  $+20 \text{ W m}^{-2}$ , respectively, on the global and annual mean. This results in a negative net CRF of  $-30 \text{ W m}^{-2}$ , which means that clouds have an overall cooling effect for the Earth-atmosphere system. This is however not true for all individual cloud types. Most importantly, cirrus clouds have an overall positive radiative impact (Chen et al., 2000).

The importance of the CRF is contrasted by a general lack of simplified concepts explaining what determines the sign and magnitude of CRF for different types of clouds and environmental conditions. Previous treatments of CRF have been either relatively complex or of specialized applicability (e.g., Baker, 1997; Chylek and Wong, 1998; Hartmann et al., 2001).

## A simple model for cloud radiative forcing

T. Corti and T. Peter

Title Page

Abstract

Introduction

Conclusions

References

Tables

Figures



Back

Close

Full Screen / Esc

Printer-friendly Version

Interactive Discussion



## A simple model for cloud radiative forcing

T. Corti and T. Peter

Here, we present a simple but nevertheless quantitative model for CRF. We discuss the longwave and shortwave CRF, derive simple approximations and use results from radiative transfer calculations to determine the free parameters of our parameterizations. Even though the resulting equations are simple, they provide useful insight into the way clouds influence the Earth's radiative balance. In order to demonstrate the capabilities of our parameterizations, we apply them to the case of tropical cirrus clouds.

### 2 Method

We derive a simple parametrization for the longwave and shortwave CRF with a few free parameters, which we estimate from calculations with the Fu-Liou radiative transfer model (Fu and Liou, 1992, 1993), covering a wide range of atmospheric conditions and cloud properties.

Two years (2000 and 2001) of monthly and longitudinal mean atmospheric profiles of temperature, ozone and water vapor data with  $2.5^\circ$  latitudinal resolution from the ECMWF ERA 40 reanalysis project are used to describe the variability in atmospheric conditions. All profiles are interpolated to a vertical resolution of 250 m.

Radiative transfer calculations are performed for each atmospheric condition in combination with a set of sun elevations corresponding to a time step of three hours during daytime. First, a clear sky calculation is accomplished to define the reference condition for the calculation of CRFs. Then, a set of calculations is performed, inserting a cloud layer with 1 km vertical extent and an optical depth between 0.01 and 100 at a height ranging from the boundary layer to the tropopause. Ice clouds are assumed at temperatures below  $-10^\circ\text{C}$  and water clouds above. Ice particle sizes are chosen based on Heymsfield and Platt (1984), depending on the cloud top temperature. For water clouds, the effective particle radius is set to  $10\ \mu\text{m}$ . CRF is then calculated from changes in longwave and shortwave radiative fluxes at the troposphere. Altogether, several hundred thousand radiative calculations are performed in this manner.

It is important to note that we define CRF relating to the difference between to two lo-

[Title Page](#)[Abstract](#)[Introduction](#)[Conclusions](#)[References](#)[Tables](#)[Figures](#)[◀](#)[▶](#)[◀](#)[▶](#)[Back](#)[Close](#)[Full Screen / Esc](#)[Printer-friendly Version](#)[Interactive Discussion](#)

cal atmospheric conditions. This definition is consistent with Chylek and Wong (1998), it differs however from the definition in IPCC (2007), where radiative forcing on a global level. Moreover, we define radiative forcing as the change in net irradiance at the tropopause without allowing for stratospheric temperatures to readjust to radiative equilibrium. We thus calculate CRF as an “instantaneous radiative forcing”, whereas other definitions include the adjustment of stratospheric temperatures or further elements of the climate system (IPCC, 2007).

We will apply our simple model for CRF to the case of tropical cirrus clouds (Sect. 4). To do so, we use a mean temperature, water vapor and ozone profile from tropical balloon sonde measurements (Corti et al., 2005) to describe the atmospheric properties and perform calculations as described above to evaluate the performance of our parameterization.

### 3 Cloud radiative forcing

#### 3.1 Longwave radiative budget

Longwave radiation is define as radiation with wavelengths longer than  $4\mu\text{m}$  and is essentially of terrestrial origin (Glickman, 2000). As a consequence, the longwave radiative budget at the top of the atmosphere (TOA) is composed of upwelling fluxes only, because there are no significant incoming longwave radiative fluxes originating from the sun. If we assumed the Earth to be a black body at a uniform temperature  $T_s$  without surrounding atmosphere, the net longwave radiative flux at TOA ( $F^{\text{LW}}$ ) would correspond to the outgoing longwave radiation (OLR) emitted by the Earth following the Stefan-Boltzmann law,

$$F^{\text{LW}} = \sigma T_s^4, \quad (1)$$

where  $\sigma$  is the Stefan-Boltzmann constant and  $T_s$  the Earth’s surface temperature. In reality however, the Earth is not a black body and has an atmosphere that absorbs and

## A simple model for cloud radiative forcing

T. Corti and T. Peter

Title Page

Abstract

Introduction

Conclusions

References

Tables

Figures

◀

▶

◀

▶

Back

Close

Full Screen / Esc

Printer-friendly Version

Interactive Discussion



emits longwave radiation. The absorption is highly wavelength dependent and determined by the atmospheric composition, most importantly by water vapor and carbon dioxide (CO<sub>2</sub>) (Liou, 1992). Due to its long atmospheric lifetime, the CO<sub>2</sub> concentration is roughly constant all over the globe. The water vapor concentrations in contrast vary considerably. The atmospheric water vapor path is closely linked to the temperature in the lower troposphere via the Clausius-Clapeyron relation and thus correlated with the Earth's surface temperature.

The symbols in Fig. 1 show calculated clear sky longwave radiative flux at TOA  $F_{\text{clr}}^{\text{LW}}$ , using the radiative transfer model in combination with ECMWF ERA-40 profiles. The longwave radiative fluxes are plotted as negative values to emphasize that it represents an energy loss for the Earth-atmosphere system.

Assuming a plane parallel cloud free atmosphere, we can attempt to approximate  $F_{\text{clr}}^{\text{LW}}$  by

$$F_{\text{clr}}^{\text{LW}} \approx \sigma^* T_s^{k^*}, \quad (2)$$

where  $\sigma^*$  and  $k^*$  are two parameters which we can estimate from radiative calculations. We use the symbol \* to highlight fitting coefficients of our approximations. A regression analysis applied to the computed fluxes leads to a best estimate for  $\sigma^* = 1.607 \times 10^{-4} \text{ W m}^{-2} \text{ K}^{-2.528}$  and  $k^* = 2.528$ , resulting in the red curve in Fig. 1. The estimated values following this parametrization always remains within 10% from the values calculated using the radiative transfer model, with a mean error of 2.2% and a standard deviation of  $5.6 \text{ W m}^{-2}$ . The most prominent deviations are found at the highest temperatures, where the variability of the atmospheric water vapor path dominates the variability in  $F_{\text{clr}}^{\text{LW}}$  (Raval et al., 1994). Therefore, the absolute value of  $F_{\text{clr}}^{\text{LW}}$  is lower in the moist inner tropics than in the remaining, drier tropics.

We could improve our parametrization by including a measure for the amount of absorption from water vapor, e.g., by adopting the parametrization by Allan et al. (1999), which takes the column averaged tropospheric relative humidity into account. But because we are more interested in cloud radiative effects than in a sophisticated

## A simple model for cloud radiative forcing

T. Corti and T. Peter

Title Page

Abstract

Introduction

Conclusions

References

Tables

Figures

◀

▶

◀

▶

Back

Close

Full Screen / Esc

Printer-friendly Version

Interactive Discussion



parametrization of  $F_{\text{clr}}^{\text{LW}}$ , we leave it at this very simple parametrization.

Next, we want to see how a cloud influences  $F^{\text{LW}}$ . We approximate a cloud by a semi-transparent black body. The cloud absorbs part of the upwelling longwave radiation originating from the Earth surface and transmits the remaining radiation. Part of the absorbed radiation is re-emitted by the cloud following the Stefan-Boltzmann law at the temperature of the cloud. Figure 2 illustrates the clear (left) and cloudy (right) sky situation. The transparency of the cloud can be described with the help of the emissivity  $\epsilon$ . The emissivity  $\epsilon$  of a cloud is the ratio of the radiation emitted by the cloud to the radiation emitted by a black body at the same temperature. At the same time the infrared emissivity of a cloud corresponds to its absorptivity based on Kirchhoff's law, i.e., the fraction of incident infrared radiation that is absorbed by the cloud.

We can thus express the cloudy sky  $F^{\text{LW}}$  as

$$F_{\text{cld}}^{\text{LW}} \approx (1 - \epsilon^*)\sigma^*T_s^{k^*} + \epsilon^*\sigma^*T_c^{k^*}. \quad (3)$$

The first term in Eq. (3) is the amount of  $F_{\text{clr}}^{\text{LW}}$  transmitted through the cloud, whereas the second term is the amount of longwave radiation emitted by the cloud. We have to notice that this parametrization is a crude approximation. Specifically, the parameters  $\sigma^*$  and  $k^*$  have been determined from clear sky calculations and do not necessarily apply to the radiation emitted by a cloud. We will take this into account in our calculation of the cloud emissivity, using an effective emissivity  $\epsilon^*$ . The advantage of Eq. (3) in this form is that it is very simple and leaves us only one parameter to adjust, which we can determine from radiative transfer calculations.

The cloud emissivity  $\epsilon$  mainly depends on the cloud optical depth  $\tau$ , which is in turn a moderately wavelength dependent quantity. For the sake of simplicity, we will only use the shortwave optical depth in our parametrization. Following Stephens et al. (1990), the cloud emissivity  $\epsilon$  is approximately

$$\epsilon \approx 1 - e^{-\delta\tau}, \quad (4)$$

## A simple model for cloud radiative forcing

T. Corti and T. Peter

Title Page

Abstract

Introduction

Conclusions

References

Tables

Figures

◀

▶

◀

▶

Back

Close

Full Screen / Esc

Printer-friendly Version

Interactive Discussion



where  $\delta = D(1 - \tilde{\omega}_o)$  and  $D$  ( $\approx 1.66$ ) is the photon diffusivity and  $\tilde{\omega}_o$  the single scattering albedo.

With the help of our radiative calculations, we can now determine a typical value for  $\delta$  to estimate the effective emissivity  $\epsilon^*$  in Eq. (3) as function of the shortwave cloud optical depth  $\tau$ . We find a typical value for  $\delta$ ,  $\delta^* = 0.75$ . We again use the symbol  $*$  to emphasize that it is a parameter for our approximation.

We can now calculate the longwave Cloud Radiative Forcing ( $CRF^{LW}$ ) as the difference between  $F_{\text{cld}}^{LW}$  and  $F_{\text{clr}}^{LW}$ , this is, the difference in outgoing longwave radiation with the cloud present compared to the clear sky case:

$$CRF^{LW} = F_{\text{cld}}^{LW} - F_{\text{clr}}^{LW} \approx \sigma^* (T_s^{k^*} - T_c^{k^*}) (1 - e^{-\delta^* \tau}), \quad (5)$$

with  $\sigma^* = 1.607 \times 10^{-4} \text{ W m}^{-2} \text{ K}^{-4}$ ,  $k^* = 2.528$  and  $\delta^* = 0.75$ .

According to Eq. (5),  $CRF^{LW}$  is proportional to the difference between ground and cloud top temperature.  $CRF^{LW}$  is usually positive, because the ground is typically warmer than the top of the cloud.  $CRF^{LW}$  is also proportional to the cloud emissivity  $\epsilon$ . A comparison to the  $CRF^{LW}$  calculated with the radiative transfer model reveals a mean error of 10% in the estimated  $CRF^{LW}$  based on Eq. (5).

For optically thin clouds ( $\tau < 0.3$ ), we can linearize Eq. (6) and arrive at

$$CRF^{LW} \approx \sigma^* (T_s^{k^*} - T_c^{k^*}) \delta^* \tau. \quad (6)$$

This equation will be useful in the discussion of the net cloud radiative forcing (Sect. 3.3).

### 3.2 Shortwave radiative budget

Complementary to the longwave radiation, the shortwave radiation comprises the visible and near-visible portions of the electromagnetic spectrum with wavelengths ranging from 0.4 to 4  $\mu\text{m}$ , which is essentially of solar origin (Glickman, 2000).

The shortwave radiative budget is more complex than the longwave budget, because it deals with incoming and outgoing fluxes. Figure 3 shows a schematic of the plane

## A simple model for cloud radiative forcing

T. Corti and T. Peter

Title Page

Abstract

Introduction

Conclusions

References

Tables

Figures

◀

▶

◀

▶

Back

Close

Full Screen / Esc

Printer-friendly Version

Interactive Discussion



## A simple model for cloud radiative forcing

T. Corti and T. Peter

Title Page

Abstract

Introduction

Conclusions

References

Tables

Figures

◀

▶

◀

▶

Back

Close

Full Screen / Esc

Printer-friendly Version

Interactive Discussion

parallel model that we want to discuss here, closely following Chylek and Wong (1998). The clear sky situation is depicted on the left hand side of Fig. 3. For a given daytime and location, the incident solar flux  $I$  depends on the solar zenith angle  $Z$ ,  $I = S \cos(Z)$ , where  $S$  is the solar constant.  $r$  denotes the reflectivity of the atmosphere. The direct incident beam crosses the atmosphere with a transmittance  $t$  and is reflected at the surface with an reflectivity (albedo)  $\alpha$ . The transmittance for the outgoing diffuse beam is  $t'$ . The TOA clear sky shortwave net flux  $F_{\text{clr}}^{\text{SW}}$  is then

$$F_{\text{clr}}^{\text{SW}} = I(1 - r - tt'\alpha). \quad (7)$$

The cloudy sky situation is described on the right hand side of Fig. 3, forming a three layer plane parallel model of the atmosphere. The reflectance of the layer above the cloud is  $R_a$ . All layers have a specific transmittance for the downward direct beam and for the diffuse radiation. The reflectance of the cloud is  $R_c$  for the incoming beam and  $R'_c$  for the outgoing radiation.

If we take multiple reflections between the cloud and the surface into account and neglect all other multiple reflections between individual layer, then the TOA cloudy sky shortwave net flux  $F_{\text{cld}}^{\text{SW}}$  becomes

$$F_{\text{cld}}^{\text{SW}} = I \left( 1 - R_a - R_c T_a T_a'' - \alpha T_a T_a' T_b T_b' T_c T_c' \left( 1 + \alpha R_c' T_b'^2 + \alpha^2 R_c'^2 T_b'^4 + \dots \right) \right). \quad (8)$$

This equation has a considerable number of unknown parameters so that we have to make some simplifications before we continue. Let us assume that the reflectance and two-way transmittance of the atmospheric layer above the cloud are the same in cloudy as the in clear sky,  $R_a = r$  and  $T_a T_a' = T_a T_a'' = tt'$ . This means that we assume all atmospheric reflection and absorption to occur above the cloud. Furthermore, we assume that no absorption is occurring in the atmospheric layer below the cloud and thus  $T_b = T_b' = 1$ . Finally, the cloud layer is assumed to be non absorbing in the shortwave



spectrum, so that  $T_c = 1 - R_c$ . We then obtain after some rearrangement

$$F_{\text{cld}}^{\text{SW}} \approx I \left( 1 - r - tt'\alpha - (1 - \alpha)tt' \frac{R_c - \alpha R'_c}{1 - \alpha R'_c} \right). \quad (9)$$

The reflectivity of the cloud layer can be estimated using (Baker, 1997),

$$R_c = \frac{\tau}{\gamma + \tau}, \quad (10)$$

5 where  $\gamma = 1/(1-g)$  and  $g$  is the asymmetry factor, a measure for the fraction of light scattered forward by the cloud particles. However, Eq. (10) only refers to vertical incidence. To calculate  $R_c$  and  $R'_c$ , we have to consider that the shortwave radiation is not necessarily propagating vertically to the cloud. The effective cloud optical depth for the incident direct beam of solar radiation depends on the cosine of the zenith angle  
10  $\zeta = \cos(Z)$  and is approximately  $\tau_{\text{eff}} = \tau/\zeta$ , so that

$$R_c \approx \frac{\tau/\zeta}{\gamma^* + \tau/\zeta}. \quad (11)$$

This equation is a rough approximation that is only accurate at small optical depth (Coakley and Chylek, 1975). We will therefore use radiative transfer calculations to estimate an optimum value for  $\gamma^*$ . The upward beam of shortwave radiation  
15 consists of diffuse radiation. The reflectivity  $R'_c$  is to a good approximation

$$R'_c \approx \frac{2\tau}{\gamma^* + 2\tau}. \quad (12)$$

By means of radiative transfer calculations using the Fu-Liou code, we find  $\gamma^* = 7.7$ .

We can deduce typical values for the two-way transmissivity  $tt'$  from the clear sky radiative transfer calculations used in the previous section.  $tt'$  depends on the solar  
20 zenith angle and the atmospheric composition. For the sake of simplicity, we will use a mean value here. For diurnal mean conditions, a good value is  $tt'^* = 0.73$ .

**A simple model for cloud radiative forcing**

T. Corti and T. Peter

Title Page

Abstract

Introduction

Conclusions

References

Tables

Figures

◀

▶

◀

▶

Back

Close

Full Screen / Esc

Printer-friendly Version

Interactive Discussion



We obtain the shortwave cloud radiative forcing (CRF<sup>SW</sup>) as the difference of Eqs. (9) and (7):

$$\text{CRF}^{\text{SW}} = F_{\text{cld}}^{\text{SW}} - F_{\text{clr}}^{\text{SW}} \approx -I t t'^* (1 - \alpha) \frac{R_c - \alpha R'_c}{1 - \alpha R'_c}. \quad (13)$$

In the remainder of this section we discuss some specific cases of Eq. (13).

5 In case of  $\alpha=1$ , CRF<sup>SW</sup> becomes zero, as the perfect ground reflectivity is not increased by the addition of a cloud in this case. In the opposite case,  $\alpha=0$ , there are no multiple reflections between cloud and ground. Equation (13) then becomes CRF<sup>SW</sup>  $\approx -I t t'^* R_c$ , thus maximizing CRF<sup>SW</sup>.

10 From Eqs. (11) and (12), we can conclude that for solar zenith angles below 60°, the cloud reflectivity is smaller for the incoming than for the outgoing radiation, i.e.,  $R_c < R'_c$ . As a consequence, it is possible that part of the solar radiation becomes trapped between cloud and surface, leading to a positive CRF<sup>SW</sup>. It becomes clear from Eq. (13), that this is only the case for high surface albedo. This finding is in accordance with the more detailed study by Carlin et al. (2002).

15 For optically thin clouds, we can linearize the equations for  $R_c$  and  $R'_c$ , yielding

$$\text{CRF}^{\text{SW}} \approx -I \frac{t t'^*}{\gamma^*} (1 - \alpha) \left( \frac{1}{\xi} - 2\alpha \right) \tau. \quad (14)$$

This equation is applicable for effective optical depths ( $\tau/\xi$  and  $2\tau$ ) below 0.6.

Often, we are interested in the CRF for daily mean conditions. As a convenient approximation (see e.g., Hartmann et al., 2001), we can calculate the daily mean solar zenith angle  $\bar{Z}$  by averaging over its cosine during daytime. The daily mean incident solar flux  $\bar{I}$  is then

$$\bar{I} = S f \cos(\bar{Z}), \quad (15)$$

where  $f$  is the fraction of the day that the sun is above the horizon.

## A simple model for cloud radiative forcing

T. Corti and T. Peter

Title Page

Abstract

Introduction

Conclusions

References

Tables

Figures

◀

▶

◀

▶

Back

Close

Full Screen / Esc

Printer-friendly Version

Interactive Discussion



### 3.3 Net cloud radiative forcing

We can now easily compute the net cloud radiative forcing ( $\text{CRF}^{\text{net}}$ ) by adding  $\text{CRF}^{\text{LW}}$  to  $\text{CRF}^{\text{SW}}$ , using Eqs. (5) and (13). However, the combination of these two equations does not lead any further in terms of a mathematical analysis. For optical depths below about 0.3, we can alternatively use Eqs. (6) and (14), yielding

$$\text{CRF}^{\text{net}} \approx \left( \left( \sigma^* \delta^* T_s^{k^*} - T_c^{k^*} \right) - l \frac{tt'^*}{\gamma^*} (1 - \alpha) \left( \frac{1}{\zeta} - 2\alpha \right) \right) \tau. \quad (16)$$

In this limit,  $\text{CRF}^{\text{net}}$  depends linearly on  $\tau$  for small  $\tau$ . Furthermore, we can easily derive the condition for  $\text{CRF}^{\text{net}}$  equaling zero, which satisfies the equation

$$T_s^{k^*} - T_c^{k^*} = 787l(1 - \alpha) \left( \frac{1}{\zeta} - 2\alpha \right), \quad (17)$$

where we have inserted the values  $tt'^*$ ,  $\gamma^*$ ,  $\sigma^*$  and  $\delta^*$ . For the mean tropical conditions discussed in the next section ( $T_s=299\text{ K}$ ,  $l=435\text{ W m}^{-2}$ ,  $\zeta=0.636$ ,  $\alpha=0.05$ ), Eq. (17) yields a critical cloud top temperature  $T_c$  of 265 K, corresponding to 6.25 km altitude in the tropics.

### 4 Sample application – tropical cirrus

We are now in a position to estimate CRF for any atmospheric condition with a cloudiness that can be approximated by a single cloud layer. Here, we apply the parameterization to the example of tropical cirrus clouds and compare the results to calculations with the radiative transfer model for typical tropical conditions (see Sect. 2). In accordance to the profile used for the radiative transfer calculations, we set the surface temperature  $T_s$  to 299 K, the surface albedo to 0.05, and assume the solar radiation as found in daily mean equinox conditions at the equator ( $l=435\text{ W m}^{-2}$  and  $\zeta=0.636$ ).

## A simple model for cloud radiative forcing

T. Corti and T. Peter

Title Page

Abstract

Introduction

Conclusions

References

Tables

Figures

◀

▶

◀

▶

Back

Close

Full Screen / Esc

Printer-friendly Version

Interactive Discussion



Figure 4 shows estimated CRF (contour lines) for cirrus clouds under tropical conditions based on Eqs. (5) and (13). Cloud top temperatures are translated to cloud top altitudes according on the mean tropical temperature profile. For comparison, the color shadings indicate differences to CRF calculated with the radiative transfer model.

5 Panel a shows estimated  $CRF^{LW}$  using Eq. (5). The differences for clouds above 10 km altitude remain below a combined absolute and relative error of  $5 \text{ W m}^{-2}$  and 6%, respectively. In the light of the simplicity of our parametrization, the agreement between the estimated and calculated forcing is quite good.

10 Analogously,  $CRF^{SW}$  is shown in Fig. 4b. Because we have no dependency on the vertical position of the cloud in our parametrization, the estimated  $CRF^{SW}$  depends on the cloud optical depth only. The color shadings represent differences to  $CRF^{SW}$  calculated with the radiative transfer model using the same atmospheric profiles. The absolute differences remain below  $5 \text{ W m}^{-2}$  for clouds above 10 km altitude. The overall agreement between estimated and calculated values is very good.

15 Adding  $CRF^{LW}$  to  $CRF^{SW}$ , we arrive at the net cloud radiative forcing ( $CRF^{net}$ ), which is shown in Fig. 4c. For small optical depths,  $CRF^{net}$  is negative below about 6 km and positive above. This altitude is in agreement with Eq. (17) (see previous Section). For denser clouds, the transition from negative to positive  $CRF^{net}$  occurs at a higher altitude. The overall agreement between estimated and calculated  $CRF^{net}$  is again quite good.

20 Cirrus clouds typically have cloud top temperatures below 238 K (Sassen, 2002), which corresponds to altitudes above 10 km. Moreover, Sassen (2002) defines cirrus clouds as ice clouds with optical depth below 3.0. We can thus see from Fig. 4 that tropical cirrus clouds always have a positive  $CRF^{net}$ , i.e., that the infrared effect is dominating.

25 So far, we have considered the radiative effect of a cloud in otherwise cloud free conditions. But, what is the radiative effect of a cirrus cloud in the presence of underlying clouds? Because lower clouds usually have considerably higher optical depths than cirrus clouds, it is quite obvious to use our parametrization to examine this case

---

## A simple model for cloud radiative forcing

T. Corti and T. Peter

---

[Title Page](#)[Abstract](#)[Introduction](#)[Conclusions](#)[References](#)[Tables](#)[Figures](#)[⏪](#)[⏩](#)[◀](#)[▶](#)[Back](#)[Close](#)[Full Screen / Esc](#)[Printer-friendly Version](#)[Interactive Discussion](#)

by setting the surface temperature and albedo to the cloud top temperature and reflectivity of the underlying cloud. Here, we discuss the case of a tropical cirrus cloud above a cumulus congestus cloud with a typical cloud top temperature of 0°C (Johnson et al., 1999). Figure 5 shows the estimated radiative effect of a cloud in the presence of an underlying cumulus congestus relative to the situation including only the underlying cloud. The optical depth of the underlying cloud was assumed to be 30, resulting in a cloud reflectivity of 0.8 (from Eq. 11). A comparison with Fig. 4 shows that the cloud radiative effect of the high cloud is essentially a reduced infrared effect, whereas the shortwave effect comes only into play for the highest optical depths, where the optical depth of the high cloud increases the total reflectivity.

The shadings represent the differences to radiative transfer calculations including a 2 km thick underlying cloud with a cloud top temperature of 0°C and an optical depth of 30. The agreement is very good if we consider that we have twisted our simple parametrization to produce that result.

## 5 Conclusions

We have presented a simple parameterization for the longwave and shortwave cloud radiative forcing (CRF). The accuracy of this semi-quantitative parameterization is typically better than 20% when comparing with the accurate results from the Fu and Liou (1992, 1993) radiative transfer model. Possible applications include the fast estimate of CRF, the evaluation of the sensitivity to changes in environmental conditions, and as a tool in education.

*Acknowledgements.* This work was partly supported by the EU projects TROCCINOX and SCOUT-O3 through the Swiss Federal Office for Education and Science. ERA 40 data have been provided by ECMWF.

### A simple model for cloud radiative forcing

T. Corti and T. Peter

Title Page

Abstract

Introduction

Conclusions

References

Tables

Figures

◀

▶

◀

▶

Back

Close

Full Screen / Esc

Printer-friendly Version

Interactive Discussion



## References

- Allan, R. P., Shine, K. P., Slingo, A., and Pamment, J. A.: The dependence of clear-sky outgoing long-wave radiation on surface temperature and relative humidity, *Q. J. R. Meteorol. Soc.*, 125, 2103–2126, 1999. 8545
- 5 Baker, M. B.: Cloud microphysics and climate, *Science*, 276, 1072–1078, 1997. 8542, 8549
- Barkstrom, B. R.: The Earth Radiation Budget Experiment (Erbe), *B. Am. Meteorol. Soc.*, 65, 1170–1185, 1984. 8542
- Carlin, B., Fu, Q., Lohmann, U., Mace, G. G., Sassen, K., and Comstock, J. M.: High-cloud horizontal inhomogeneity and solar albedo bias, *J. Clim.*, 15, 2321–2339, 2002. 8550
- 10 Chen, T., Rossow, W. B., and Zhang, Y. C.: Radiative effects of cloud-type variations, *J. Clim.*, 13, 264–286, 2000. 8542
- Chylek, P. and Wong, J. G. D.: Cloud radiative forcing ratio – an analytical model, *Tellus Ser. A-Dyn. Meteorol. Oceanol.*, 50, 259–264, 1998. 8542, 8544, 8548
- Coakley, J. A. and Chylek, P.: The 2-stream approximation in radiative transfer – including angle of incident radiation, *J. Atmos. Sci.*, 32, 409–418, 1975. 8549
- 15 Corti, T., Luo, B. P., Peter, T., Vomel, H., and Fu, Q.: Mean radiative energy balance and vertical mass fluxes in the equatorial upper troposphere and lower stratosphere, *Geophys. Res. Lett.*, 32, L06802, doi:10.1029/2004GL021889, 2005. 8544
- Fu, Q. and Liou, K. N.: On the correlated K-distribution method for radiative-transfer in nonhomogeneous atmospheres, *J. Atmos. Sci.*, 49, 2139–2156, 1992. 8543, 8553
- 20 Fu, Q. and Liou, K. N.: Parameterization of the radiative properties of cirrus clouds, *J. Atmos. Sci.*, 50, 2008–2025, 1993. 8543, 8553
- Glickman, T. S.: *Glossary Of Meteorology*, 2nd ed., American Meteorological Society, Cambridge, Massachusetts, USA, 2000. 8544, 8547
- 25 Hartmann, D. L., Ockertbell, M. E., and Michelsen, M. L.: The effect of cloud type on earths energy-balance – global analysis, *J. Clim.*, 5, 1281–1304, 1992. 8542
- Hartmann, D. L., Holton, J. R., and Fu, Q.: The heat balance of the tropical tropopause, cirrus, and stratospheric dehydration, *Geophys. Res. Lett.*, 28, 1969–1972, 2001. 8542, 8550
- Heymsfield, A. J. and Platt, C. M. R.: A parameterization of the particle-size spectrum of ice clouds in terms of the ambient-temperature and the ice water-content, *J. Atmos. Sci.*, 41, 846–855, 1984. 8543
- 30 IPCC: *Climate Change 2007 – The Physical Science Basis*, Cambridge University Press, Cam-

ACPD

9, 8541–8560, 2009

## A simple model for cloud radiative forcing

T. Corti and T. Peter

Title Page

Abstract

Introduction

Conclusions

References

Tables

Figures

◀

▶

◀

▶

Back

Close

Full Screen / Esc

Printer-friendly Version

Interactive Discussion



- bridge, United Kingdom and New York, NY, USA, 2007. 8542, 8544
- Johnson, R. H., Rickenbach, T. M., Rutledge, S. A., Ciesielski, P. E., and Schubert, W. H.:  
Trimodal characteristics of tropical convection, *J. Clim.*, 12, 2397–2418, 1999. 8553
- 5 Liou, K.: *Radiation and Cloud Processes in the Atmosphere*, Oxford University Press, Oxford,  
United Kingdom, 1992. 8545
- Raval, A., Oort, A. H., and Ramaswamy, V.: Observed dependence of outgoing longwave  
radiation on sea-surface temperature and moisture, *J. Clim.*, 7, 807–821, 1994. 8545
- Rossow, W. B. and Lacis, A. A.: Global, seasonal cloud variations from satellite radiance mea-  
surements. 2. Cloud properties and radiative effects, *J. Clim.*, 3, 1204–1253, 1990. 8542
- 10 Sassen, K.: *Cirrus Clouds*, in: *Cirrus*, edited by: Lynch, D. K., Sassen, K., Starr, D. O., and  
Stephens, G., Oxford University Press, 231–255, Oxford, United Kingdom, 2002. 8552
- Stephens, G. L., Tsay, S. C., Stackhouse, P. W., and Flatau, P. J.: The relevance of the micro-  
physical and radiative properties of cirrus clouds to climate and climatic feedback, *J. Atmos.  
Sci.*, 47, 1742–1753, 1990. 8546

ACPD

9, 8541–8560, 2009

---

## A simple model for cloud radiative forcing

T. Corti and T. Peter

---

Title Page

Abstract

Introduction

Conclusions

References

Tables

Figures

◀

▶

◀

▶

Back

Close

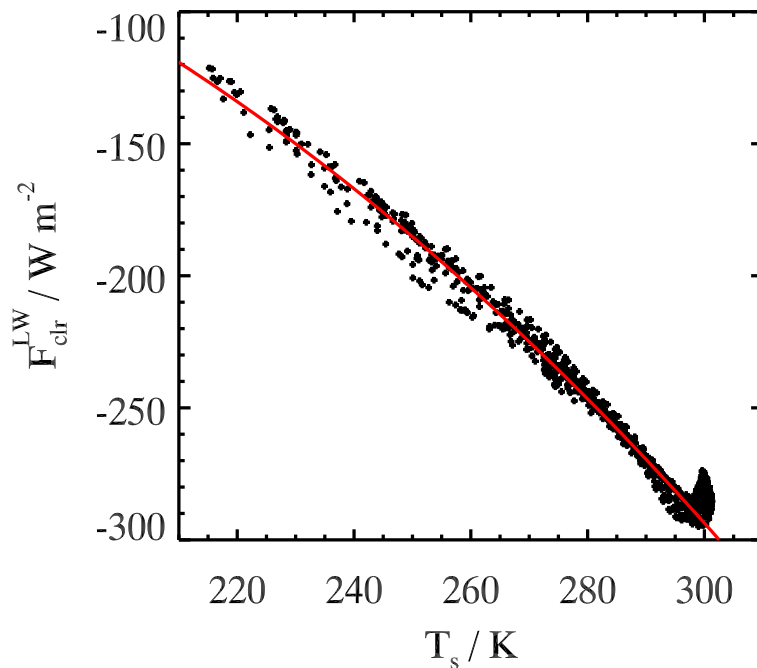
Full Screen / Esc

Printer-friendly Version

Interactive Discussion

## A simple model for cloud radiative forcing

T. Corti and T. Peter



**Fig. 1.** Clear sky longwave radiative flux at TOA ( $F_{\text{clr}}^{\text{LW}}$ ) as function of surface temperature  $T_s$  based on global radiative transfer calculations (symbols) and following the parametrization in Eq. (2) (red curve).

Title Page

Abstract

Introduction

Conclusions

References

Tables

Figures

◀

▶

◀

▶

Back

Close

Full Screen / Esc

Printer-friendly Version

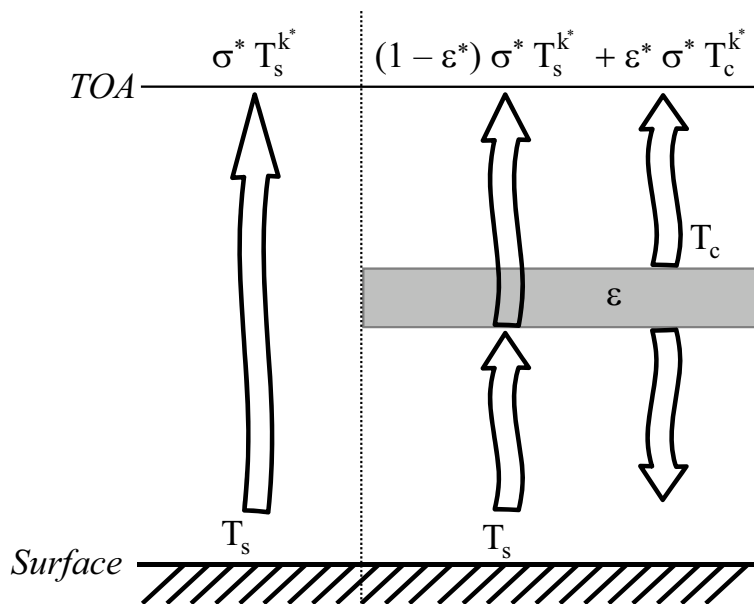
Interactive Discussion





## A simple model for cloud radiative forcing

T. Corti and T. Peter



**Fig. 2.** Simplified plane parallel model to estimate the outgoing longwave radiation (ORL) in clear sky (left) and for a cloudy atmosphere (right).  $T_s$  is the surface temperature,  $T_c$  the cloud top temperature,  $\sigma^*$  the effective Stefan-Boltzmann constant in our parametrization and  $\epsilon^*$  the effective cloud emissivity.

Title Page

Abstract

Introduction

Conclusions

References

Tables

Figures

◀

▶

◀

▶

Back

Close

Full Screen / Esc

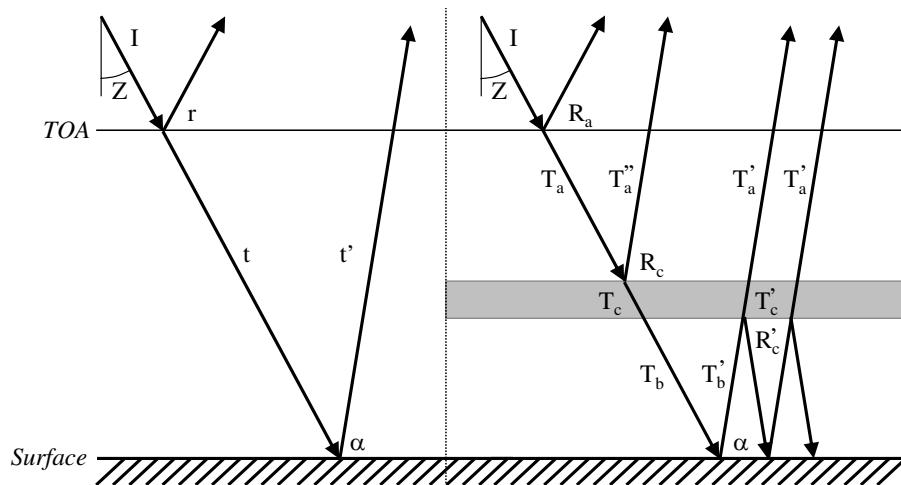
Printer-friendly Version

Interactive Discussion



## A simple model for cloud radiative forcing

T. Corti and T. Peter



**Fig. 3.** Plane parallel model for the shortwave radiative budget for clear sky (left) and cloudy sky (right).  $I$  is the incident solar flux with solar zenith angle  $Z$ .  $r$  and  $R$  stand for reflectance,  $t$  and  $T$  for transmittance.  $\alpha$  is the surface albedo.

Title Page

Abstract

Introduction

Conclusions

References

Tables

Figures

◀

▶

◀

▶

Back

Close

Full Screen / Esc

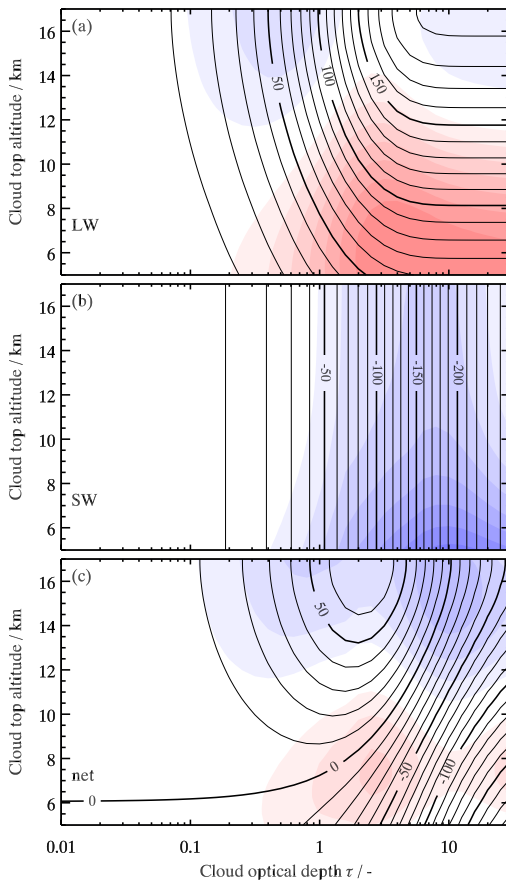
Printer-friendly Version

Interactive Discussion



**A simple model for  
cloud radiative  
forcing**

T. Corti and T. Peter



**Fig. 4.** Contours: Estimated daily mean cloud radiative forcing (CRF) in  $\text{W m}^{-2}$  as functions of cloud top altitude and cloud optical depth for tropical conditions. Shadings: Differences to calculated CRF for the same conditions using the radiative transfer model in steps of  $2 \text{ W m}^{-2}$ . Positive differences are indicated by red shadings.

Title Page

Abstract

Introduction

Conclusions

References

Tables

Figures

◀

▶

◀

▶

Back

Close

Full Screen / Esc

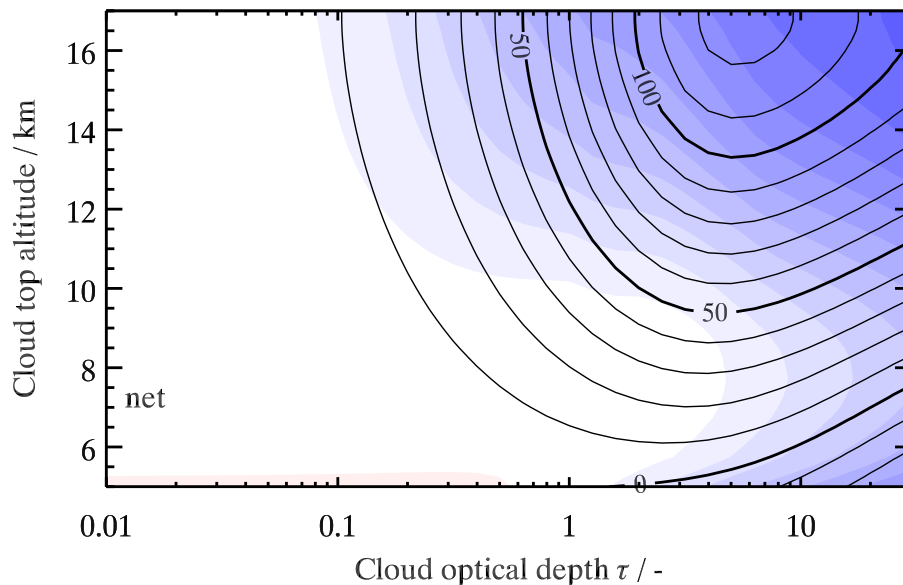
Printer-friendly Version

Interactive Discussion



## A simple model for cloud radiative forcing

T. Corti and T. Peter



**Fig. 5.** Contours: Estimated net cloud radiative forcing ( $\text{CRF}^{\text{net}}$ ) in  $\text{W m}^{-2}$  for the case of an underlying cloud with optical depth 20 and cloud top temperature  $0^\circ\text{C}$ . Shadings: Differences to radiative transfer calculations in steps of  $2\text{ W m}^{-2}$ . The blue shadings indicate negative differences.

[Title Page](#)[Abstract](#)[Introduction](#)[Conclusions](#)[References](#)[Tables](#)[Figures](#)[◀](#)[▶](#)[◀](#)[▶](#)[Back](#)[Close](#)[Full Screen / Esc](#)[Printer-friendly Version](#)[Interactive Discussion](#)