

This discussion paper is/has been under review for the journal Atmospheric Chemistry and Physics (ACP). Please refer to the corresponding final paper in ACP if available.

Coupling aerosol surface and bulk chemistry with a kinetic double layer model (K2-SUB): oxidation of oleic acid by ozone

C. Pfrang^{1,2}, M. Shiraiwa², and U. Pöschl²

¹University of Reading, Department of Chemistry, P.O. BOX 224, Whiteknights, Reading, RG6 6AD, UK

²Max Planck Institute for Chemistry, Biogeochemistry Department, 55128 Mainz, Germany

Received: 28 October 2009 – Accepted: 29 November 2009 – Published: 15 December 2009

Correspondence to: C. Pfrang (c.pfrang@reading.ac.uk)

Published by Copernicus Publications on behalf of the European Geosciences Union.

Coupling aerosol surface and bulk chemistry with K2-SUB

C. Pfrang et al.

Title Page

Abstract

Introduction

Conclusions

References

Tables

Figures

⏪

⏩

◀

▶

Back

Close

Full Screen / Esc

Printer-friendly Version

Interactive Discussion

Abstract

We present a kinetic double layer model coupling aerosol surface and bulk chemistry (K2-SUB) based on the PRA framework of gas-particle interactions (Pöschl et al., 2007). K2-SUB is applied to a popular model system of atmospheric heterogeneous chemistry: the interaction of ozone with oleic acid. We show that our modelling approach allows de-convoluting surface and bulk processes, which has been a controversial topic and remains an important challenge for the understanding and description of atmospheric aerosol transformation. In particular, we demonstrate how a detailed treatment of adsorption and reaction at the surface can be coupled to a description of bulk reaction and transport that is consistent with traditional resistor model formulations.

From literature data we have derived a consistent set of kinetic parameters that characterise mass transport and chemical reaction of ozone at the surface and in the bulk of oleic acid droplets. Due to the wide range of rate coefficients reported from different experimental studies, the exact proportions between surface and bulk reaction rates remain uncertain. Nevertheless, the model results suggest an important role of chemical reaction in the bulk and an upper limit of $\sim 1 \times 10^{-11} \text{ cm}^2 \text{ s}^{-1}$ for the surface reaction rate coefficient. Sensitivity studies show that the surface accommodation coefficient of the gas-phase reactant has a strong non-linear influence on both surface and bulk chemical reactions. We suggest that K2-SUB may be used to design, interpret and analyse future experiments for better discrimination between surface and bulk processes in the oleic acid-ozone system as well as in other heterogeneous reaction systems of atmospheric relevance.

1 Introduction

Atmospheric aerosols are highly variable components of the Earth system that have a substantial impact on the hydrological cycle and climate (Rosenfeld, 2000; Charlson et

Coupling aerosol surface and bulk chemistry with K2-SUB

C. Pfrang et al.

Title Page

Abstract

Introduction

Conclusions

References

Tables

Figures

⏪

⏩

◀

▶

Back

Close

Full Screen / Esc

Printer-friendly Version

Interactive Discussion

al., 2001; Ramanathan et al., 2001; Breon et al., 2002; Penner et al., 2004, Andreae et al., 2004; Pöschl, 2005; Fuzzi et al., 2006; Bergstrom et al., 2007; Choularton et al., 2008; Andreae and Rosenfeld, 2008). Thus, full understanding of the properties and transformation of aerosol particles is of key importance for atmospheric science.

5 The oxidation of organic substances in the atmosphere is predominantly initiated by hydroxyl radicals (OH), nitrate radicals (NO₃) and ozone (O₃) (Wayne, 2000). While atmospheric lifetimes of volatile organic compounds are largely determined by the rate coefficients of the chemical reactions with OH, NO₃, and O₃ (e.g. King et al., 1999; Pfrang et al., 2006a, b, 2008), mass transport parameters are important additional
10 factors for organic aerosol components. Chemical reactions can occur at the surface and in the bulk of aerosol particles, and the rates and relative proportions of surface and bulk reactions are hardly known.

Experimental studies are often rationalised with traditional “resistor” modelling formulations (e.g. Worsnop et al., 2002; Smith et al., 2002; Hearn et al., 2005; Knopf et al., 2005; Grimm et al., 2006; Gonzalez-Labrada et al., 2007; King et al., 2008, 2009a; Gross et al., 2009), but the applicability and usefulness of this approach is limited with
15 regard to multi-component systems and transient conditions.

To overcome these limitations, Pöschl, Rudich and Ammann (2007) have developed a kinetic flux modelling approach (PRA framework) which enables a consistent and flexible treatment of aerosol chemistry and gas-particle interactions, including mass
20 transport and chemical reactions in multiphase and multi-component systems. Springmann et al. (2009) demonstrated the applicability and usefulness of the PRA framework in an urban plume box model of the degradation of benzo[a]pyrene on soot by ozone and nitrogen dioxide. Shiraiwa et al. (2009) showed that the PRA approach can be efficiently applied to other polycyclic aromatic hydrocarbons (PAHs) and photo-oxidants
25 (O₃, NO₂, OH and NO₃) with multiple types of parallel and sequential surface reactions using a kinetic double-layer model (K2-SURF).

De-convolution of competing surface and bulk processes is essential for a detailed understanding of aerosol transformation and ageing. A well studied model system for

Coupling aerosol surface and bulk chemistry with K2-SUBC. Pfrang et al.

[Title Page](#)[Abstract](#)[Introduction](#)[Conclusions](#)[References](#)[Tables](#)[Figures](#)[⏪](#)[⏩](#)[◀](#)[▶](#)[Back](#)[Close](#)[Full Screen / Esc](#)[Printer-friendly Version](#)[Interactive Discussion](#)

Coupling aerosol surface and bulk chemistry with K2-SUB

C. Pfrang et al.

Title Page

Abstract

Introduction

Conclusions

References

Tables

Figures

⏪

⏩

◀

▶

Back

Close

Full Screen / Esc

Printer-friendly Version

Interactive Discussion

atmospherically relevant heterogeneous reactions is the interaction of oleic acid with atmospheric trace gases, in particular O_3 (e.g. Smith et al., 2002; Hearn et al., 2005; Grimm et al., 2006; Reynolds et al., 2006; Hung and Ariya, 2007; Gonzalez-Labrada et al., 2007; Hearn and Smith, 2007; Lee and Chan, 2007; Voss et al., 2007; Zahardis and Petrucci, 2007; King et al., 2008; Vesna et al., 2008a, b, 2009; King et al., 2009a, b; Sage et al., 2009; Last et al., 2009).

Despite intense research efforts to fully understand the oleic acid-ozone system, there remain large uncertainties documented in the wide range of reported uptake coefficients varying by nearly four orders of magnitude (see Table 1). There is also controversy on the relative importance of bulk and surface processes (compare e.g. Hearn et al., 2005). Here we demonstrate how the competing surface and bulk processes can be de-convoluted with a kinetic double layer model coupling surface and bulk chemistry (K2-SUB).

2 Modelling approach

Our kinetic double-layer model coupling aerosol surface and bulk chemistry (K2-SUB) builds on the PRA framework (Pöschl et al., 2007) and uses the same terminology. For definitions and detailed explanation of symbols see Appendix A and Table A as well as Pöschl et al. (2007). The mass balance for a reactive liquid-phase species Y (e.g. oleic acid) can be expressed as

$$\frac{dN_Y}{dt} = \frac{dN_{Y,ss}}{dt} + \frac{dN_{Y,b}}{dt} = \frac{d[Y]_{ss}}{dt} \times A_{ss} + \frac{d[Y]_b}{dt} \times V_b \quad (1)$$

with N_Y being the total number of Y molecules; $N_{Y,ss}$ and $N_{Y,b}$ are the numbers of molecules in surface and bulk; $[Y]_{ss}$ and $[Y]_b$ the surface and bulk concentrations of Y; and A_{ss} and V_b being surface area and bulk volume of the particle.

Expressed in fluxes:

$$\frac{d[Y]_{ss}}{dt} = J_{b,ss,Y} - J_{ss,b,Y} - L_{ss,Y} \quad (2)$$

and

$$\frac{d[Y]_b}{dt} = (J_{ss,b,Y} - J_{b,ss,Y}) \times \frac{A_{ss}}{V_b} + L_{b,Y} \quad (3)$$

5 with the terms $L_{ss,Y}$ and $L_{b,Y}$ representing the chemical loss of Y in surface and bulk; $J_{b,ss,Y} = k_{b,ss,Y} \times [Y]_b$ and $J_{ss,b,Y} = k_{ss,b,Y} \times [Y]_{ss}$ are the fluxes of bulk-surface and surface-bulk mass transport, respectively.

The uptake coefficient of a gas-phase species X (e.g. O₃), γ_x , is defined by

$$\gamma_x = \frac{J_{ads,X} - J_{des,X}}{J_{coll,X}} \quad (4)$$

10 where $J_{ads,X}$ and $J_{des,X}$ are fluxes of adsorption and desorption of X and $J_{coll,X}$ corresponds to the gas kinetic flux of X molecules colliding with the surface

$$J_{coll,X} = \frac{[X]_{gs} \omega_x}{4}. \quad (5)$$

$[X]_{gs}$ is the gas phase concentration of X near the surface. For low values of γ_x and small particles (high Knudsen number, $Kn_x = \lambda_x r_p^{-1}$ with λ_x corresponding to the mean free path of X and r_p being the particle radius), $[X]_{gs}$ equals the average gas phase concentration $[X]_g$. In case of high uptake and large particles, the rate of gas uptake can be limited by gas-phase diffusion. Differences between $[X]_{gs}$ and $[X]_g$ can be described by a diffusion correction factor ($C_{g,X}$) as detailed by Pöschl et al. (2007). Figure 1 illustrates the structure of the kinetic double-layer model (K2-SUB) presented here.

20 Assuming steady-state we obtain the following mass balance equation for X at the surface:

$$J_{ads,X} - J_{des,X} - J_{s,b,X} + J_{b,s,X} - L_{s,X} = 0 \quad (6)$$

Coupling aerosol surface and bulk chemistry with K2-SUB

C. Pfrang et al.

Title Page

Abstract

Introduction

Conclusions

References

Tables

Figures

⏪

⏩

◀

▶

Back

Close

Full Screen / Esc

Printer-friendly Version

Interactive Discussion



Assuming near-planar geometry of the surface, the flux of chemical loss of X in the sorption layer, $L_{s,X}$, can be equated to the chemical loss of Y in the surface, $L_{ss,Y}$:

$$L_{s,X} = k_{\text{SLR},X,Y} [X]_s [Y]_{\text{ss}} = k_{s,X} \times [X]_s = L_{\text{ss},Y}. \quad (7)$$

$k_{\text{SLR},X,Y}$ is the second-order rate coefficient for the surface layer reactions between X and Y and $k_{s,X}$ is the corresponding pseudo-first order reaction rate coefficient. For very small particles where the surface curvature is strong on molecular scales, Eq. (7) could be corrected by the ratio of sorption layer and quasi-static surface areas. The concentration of X at the surface, $[X]_s$, is given by (terms are defined in Appendix A and Table A):

$$[X]_s = [\text{SS}]_{\text{ss}} \frac{K'_{\text{ads},X} [X]_{\text{gs}}}{1 + K'_{\text{ads},X} [X]_{\text{gs}}}. \quad (8)$$

Under steady-state conditions, the reacto-diffusive flux of X in the particle bulk ($J_{b,\text{rd},X}$) can be related to the flux of bulk-surface and surface-bulk transfer of X in the sorption layer ($J_{b,s,X}$ and $J_{s,b,X}$) by the following equation

$$J_{b,\text{rd},X} = J_{s,b,X} - J_{b,s,X}. \quad (9)$$

$J_{b,\text{rd},X}$ can be re-written as

$$J_{b,\text{rd},X} = C_{b,\text{rd},X} \sqrt{k_{b,X} D_{b,X}} [X]_{\text{bs}}. \quad (10)$$

Provided that the interfacial mass transfer proceeds faster than the chemical loss of X, the near-surface bulk concentration $[X]_{\text{bs}}$ can be approximated by

$$[X]_{\text{bs}} = K_{\text{sol,cp},X} RT [X]_{\text{gs}}. \quad (11)$$

The pseudo-first order loss rate coefficient $k_{b,X}$ is given by

$$k_{b,X} = k_{\text{BR},X,Y} \times [Y]_{\text{b}} \quad (12)$$

Coupling aerosol surface and bulk chemistry with K2-SUB

C. Pfrang et al.

Title Page

Abstract

Introduction

Conclusions

References

Tables

Figures

⏪

⏩

◀

▶

Back

Close

Full Screen / Esc

Printer-friendly Version

Interactive Discussion



with $k_{BR,X,Y}$ corresponding to the second-order bulk reaction rate coefficient (the other parameters from Eq. (10) are defined in Appendix A and Table A). $J_{b,rd,X}$ thus represents both diffusion and reactive loss of X in the particle bulk.

Assuming that the chemical loss of X equals the chemical loss of Y (stoichiometric coefficients of unity) we can write

$$L_{b,Y} = J_{b,rd,X} \times \frac{A_{ss}}{V_b} \quad (13)$$

Note that Eq. (13) could be flexibly modified to account for stoichiometric coefficients deviating from unity. Recently, Sage et al. (2009) suggested that the stoichiometric ratio between oleic acid and ozone can vary and might be as high as 3.75 under certain conditions. Nevertheless, the uncertainties in reaction stoichiometry appear to be lower than the uncertainties of reaction rate coefficients as discussed above (Sect. 1, Table 1). Thus, we do not explore this aspect in the present study.

By inserting Eqs. (7), (10) and (13) into Eqs. (1), (2) and (3) we obtain

$$\frac{dN_{y,ss}}{dt} = \frac{d[Y]_{ss}}{dt} \times A_{ss} = \{k_{b,ss,Y} \times [Y]_b - k_{ss,b,Y} \times [Y]_{ss} - k_{SLR,X,Y} [X]_s [Y]_{ss}\} \times A_{ss} \quad (14)$$

and

$$\frac{dN_{y,b}}{dt} = \frac{d[Y]_b}{dt} \times V_b = \left\{ k_{ss,b,Y} \times [Y]_{ss} - k_{b,ss,Y} \times [Y]_b - C_{b,rd,X} \sqrt{k_{b,X} D_{b,X} [X]_{bs}} \right\} \times A_{ss} \quad (15)$$

Thus

$$\frac{d[Y]_b}{dt} = \left\{ k_{ss,b,Y} \times [Y]_{ss} - k_{b,ss,Y} \times [Y]_b - C_{b,rd,X} \sqrt{k_{b,X} D_{b,X} [X]_{bs}} \right\} \times \frac{A_{ss}}{V_b} \quad (16)$$

and for a spherical particle with a radius much larger than the effective molecular diameter of Y ($r_p \gg \delta_Y$)

$$\frac{d[Y]_b}{dt} = \left\{ k_{ss,b,Y} \times [Y]_{ss} - k_{b,ss,Y} \times [Y]_b - C_{b,rd,X} \sqrt{k_{b,X} D_{b,X} [X]_{bs}} \right\} \times \frac{3}{r_p} \quad (17)$$

26975

Coupling aerosol surface and bulk chemistry with K2-SUB

C. Pfrang et al.

Title Page

Abstract

Introduction

Conclusions

References

Tables

Figures

⏪

⏩

◀

▶

Back

Close

Full Screen / Esc

Printer-friendly Version

Interactive Discussion



Under steady-state conditions, using Eqs. (4), (6) and (9) the uptake coefficient can be described as

$$\gamma_X = \frac{J_{b,rd,X} + L_{s,X}}{J_{coll,X}} \quad (18)$$

This expression can be re-formulated in the popular resistor model approach (compare Pöschl et al., 2007; Eqs. 105–124) as sum of resistance terms

$$\frac{1}{\gamma_X} = \frac{1}{\alpha_{s,X}} + \frac{1}{\alpha_{s,X} \frac{k_{s,X}}{k_{d,X}} + \frac{1}{\frac{1}{\alpha_{s,X} \frac{k_{s,b,X}}{k_{d,X}} + \frac{1}{\alpha_{s,X} \frac{k_{s,b,X}}{k_{d,X}} \frac{C_{b,X} \sqrt{k_{b,X} D_{b,X}}}{k_{b,s,X}}}}} \quad (19)$$

or by inserting inverse resistance (conductance) terms

$$\frac{1}{\gamma_X} = \frac{1}{\alpha_{s,X}} + \frac{1}{\Gamma_{s,X} + \frac{1}{\frac{1}{\Gamma_{s,b,X}} + \frac{1}{\Gamma_{b,X}}}} \quad (20)$$

with conductance terms for surface reaction of X,

$$\Gamma_{s,X} = \frac{4k_{a,X}k_{s,X}}{k_{d,X}\omega_X} \quad (21)$$

for surface-bulk transfer of X

$$\Gamma_{s,b,X} = \alpha_{s,X} \frac{k_{s,b,X}}{k_{d,X}} \quad (22)$$

and for particle bulk diffusion and reaction of X

$$\Gamma_{b,X} = \frac{4}{\omega_X} K_{sol,cp,X} RTC_{b,rd,X} \sqrt{k_{b,X} D_{b,X}} \quad (23)$$

Our modelling approach is designed to be compatible with resistor-model formulations (e.g. Worsnop et al., 2002; Smith et al., 2002; King et al., 2008, 2009a), as derived

Coupling aerosol surface and bulk chemistry with K2-SUB

C. Pfrang et al.

Title Page

Abstract

Introduction

Conclusions

References

Tables

Figures

⏪

⏩

◀

▶

Back

Close

Full Screen / Esc

Printer-friendly Version

Interactive Discussion



in detail in Appendix B. Please note that the advantage of the K2-SUB approach is that we are not limited to special cases, i.e. we can describe any combination of surface and bulk reactions and transport at any reactivity ratio.

3 Derivation of kinetic parameters for the oxidation of oleic acid particles by ozone

In this study we have focused on the simulation of experimental data from Ziemann (2005), who reported time-resolved concentration data of oleic acid in fine droplets ($r_p=0.2\ \mu\text{m}$) interacting with ozone at a fixed gas-phase concentration level ($[X]_{\text{gs}}=6.95\times 10^{13}\ \text{cm}^{-3}$ corresponding to 2.8 ppm). Unfortunately, many other studies have reported changes in concentration only as a function of ozone exposure (product of ozone concentration and time), which is less suitable for detailed process modelling. For consistent description and comparison of surface, bulk and total amounts of oleic acid in the investigated particles, we have multiplied the volume concentrations reported by Ziemann (2005) with the particle volume ($V_p=4/3\pi r_p^3$) to obtain the absolute number of molecules.

For the initial concentration of pure oleic acid we took $[Y]_{\text{b},0}=1.21\times 10^{21}\ \text{cm}^{-3}$ corresponding to $3.15\ \text{mol L}^{-1}$ as reported by Ziemann (2005). From the concentration of the pure substance we derived an approximate value for the effective molecular diameter of oleic acid, δ_Y :

$$[Y]_{\text{b},0}\approx\frac{1}{\delta_Y^3}. \quad (24)$$

From $\delta_Y\approx 0.8\ \text{nm}$ we obtained an approximate value for the effective molecular cross-section $\sigma_Y\approx\delta_Y^2\approx 0.064\ \text{nm}^2$. The initial surface concentration of oleic acid ($[Y]_{\text{ss},0}$) was obtained from the relation

$$[Y]_{\text{ss},0}=\delta_Y\times[Y]_{\text{b},0}. \quad (25)$$

Title Page

Abstract

Introduction

Conclusions

References

Tables

Figures

⏪

⏩

◀

▶

Back

Close

Full Screen / Esc

Printer-friendly Version

Interactive Discussion



Values for $k_{b,ss,Y}$ and $k_{ss,b,Y}$ are derived by considering the average distance travelled by molecules diffusing in one direction (Atkins, 1998):

$$\sqrt{x^2} = \sqrt{\frac{4D_b t}{\pi}}, \quad (26)$$

with x corresponding to a distance the molecule needs to travel (this equals δ_Y , in our case 0.8 nm) and D_b being the diffusion coefficient (for oleic acid $D_{b,Y}$ is assumed to be $10^{-10} \text{ cm}^2 \text{ s}^{-1}$; this corresponds to the lowest value assumed by Smith et al. (2003) when testing possible effects of slow diffusion in pure oleic acid droplets). For a droplet of 200 nm there is no oleic acid concentration gradient to be expected in the droplet since the small droplets can be assumed to be well mixed (Smith et al., 2002). For larger droplets a diffusion correction has been suggested (Smith et al. 2003), and this aspect will be further explored in a follow-up study (Shiraiwa et al., 2010). An oleic acid molecule would take approximately $50 \mu\text{s}$ to travel the distance of δ_Y , so that we obtain a “transport velocity” ($k_{b,ss,Y}$) of $1.6 \times 10^{-3} \text{ cm s}^{-1}$. This transport velocity can be related to $k_{ss,b,Y}$ by

$$k_{b,ss,Y} \times [Y]_{b,\max} = k_{ss,b,Y} \times [Y]_{ss,\max}. \quad (27)$$

The surface concentration is assumed to be limited by the number of surface sites with

$$[Y]_{ss,\max} = \frac{1}{\delta_Y^2} = 1.56 \times 10^{14} \text{ cm}^{-2} \quad (28)$$

and

$$[Y]_{b,\max} = \frac{1}{\delta_Y^3} = 1.95 \times 10^{21} \text{ cm}^{-3}. \quad (29)$$

We thus obtain a value for $k_{ss,b,Y}$ of $1.99 \times 10^4 \text{ s}^{-1}$.

26978

Coupling aerosol surface and bulk chemistry with K2-SUB

C. Pfrang et al.

Title Page

Abstract

Introduction

Conclusions

References

Tables

Figures

◀

▶

◀

▶

Back

Close

Full Screen / Esc

Printer-friendly Version

Interactive Discussion



Coupling aerosol surface and bulk chemistry with K2-SUB

C. Pfrang et al.

Title Page

Abstract

Introduction

Conclusions

References

Tables

Figures

⏪

⏩

◀

▶

Back

Close

Full Screen / Esc

Printer-friendly Version

Interactive Discussion



The same line of thought presented for the oleic acid transport velocity ($k_{b,ss,Y}$) was followed to derive the transport velocity for ozone ($k_{b,s,X}$). Using a diffusion coefficient for ozone ($D_{b,X}$) in organic solvents of $10^{-5} \text{ cm}^2 \text{ s}^{-1}$ (Smith et al., 2002 and 2003) and δ_X for ozone of 0.4 nm (derived from Eq. (9) with a value for surface sites for ozone of $5.7 \times 10^{14} \text{ cm}^{-2}$ reported by Pöschl et al., 2001; compare also a computational study by Vieceli et al., 2004), we obtain from Eq. (26) that $k_{b,s,X}$ is 318 cm s^{-1} .

$k_{s,b,X}$ however can be expected to be substantially different from $k_{ss,b,Y}$. As opposed to $k_{b,s,X}$, $k_{b,ss,Y}$ and $k_{ss,b,Y}$, $k_{s,b,X}$ is not isotropic and the ozone molecules will experience forces significantly different from those experienced by the oleic acid molecules. We thus derived $k_{s,b,X}$ by fitting the value of $K_{\text{sol,cp},X}$ to match the literature value of Henry's law coefficient ($H_{\text{cp},X} = 4.8 \times 10^{-4} \text{ mol cm}^{-3} \text{ atm}^{-1}$; e.g. Smith et al., 2002; King et al., 2009a). The two other parameters affecting $K_{\text{sol,cp},X}$ in our treatment have been varied within the ranges $k_{d,X} = 1 - 10^3 \text{ s}^{-1}$ and $\alpha_{s,0,X} = 4 \times 10^{-4} - 1$ (compare experimental values summarised in Shiraiwa et al., 2010: $k_{d,X} = 0.1 - 10^2 \text{ s}^{-1}$ and $\alpha_{s,0,X} \approx 10^{-3}$ for O_3). The experimental data (Ziemann, 2005) can be matched for $k_{d,X} = 10^2 \text{ s}^{-1}$ and $\alpha_{s,0,X} = 4.2 \times 10^{-4}$, i.e. for the minimum value for $k_{s,b,X}$ of $9.8 \times 10^4 \text{ s}^{-1}$ (base case 1, BC1). Please note that $\alpha_{s,0,X}$ is a critical parameter with a highly non-linear impact on chemical losses in both surface and bulk (as shown in the sensitivity study in Sect. 4). For reasonable reaction rate coefficients and $k_{d,X}$ values, experimental data ($H_{\text{cp},X}$ and the temporal evolution of the oleic acid concentration measured by Ziemann, 2005) can only be matched for $\alpha_{s,0,X} \approx 4 \times 10^{-4} - 10^{-3}$. For BC1 we chose the lower value for $\alpha_{s,0,X}$ to be able to match the reported bulk reaction rate coefficient, while the higher value for $\alpha_{s,0,X}$ was employed in base case 2 (BC2) with a reduced bulk reactivity (for BC2 we used $\alpha_{s,0,X} = 8.5 \times 10^{-4}$, $k_{d,X} = 10^3 \text{ s}^{-1}$ and $k_{s,b} = 4.85 \times 10^5 \text{ s}^{-1}$).

In analogy to Eq. (27) we can estimate $[X]_{s,\text{max}}$:

$$k_{b,s,X} \times [X]_{b,\text{max}} = k_{s,b,X} \times [X]_{s,\text{max}}. \quad (30)$$

Coupling aerosol surface and bulk chemistry with K2-SUB

C. Pfrang et al.

Title Page

Abstract

Introduction

Conclusions

References

Tables

Figures

⏪

⏩

◀

▶

Back

Close

Full Screen / Esc

Printer-friendly Version

Interactive Discussion

The surface reactivity has been estimated considering experimental values from King et al. (2009a) and Gonzalez-Labrada et al. (2007) for monolayers of oleic acid on an aqueous sub phase: two branches have been found by King et al. with second-order rate coefficients of $k_1=7.3 \times 10^{-11} \text{ cm}^2 \text{ s}^{-1}$ and $k_2=2.1 \times 10^{-12} \text{ cm}^2 \text{ s}^{-1}$ and branching ratios (for deuterated oleic acid) of $k_1/k_2=0.86/0.14$. Gonzalez-Labrada et al. (2007) reported a rate coefficient of $4.9 \times 10^{-11} \text{ cm}^2 \text{ s}^{-1}$. Rosen et al. (2008) reported first-order rate coefficients for reactions of O_3 with oleic acid on silica and polystyrene latex core particles of $0.64\text{--}2.2 \text{ s}^{-1}$ suggesting a much smaller surface rate coefficient of $\sim 1\text{--}5 \times 10^{-15} \text{ cm}^2 \text{ s}^{-1}$ (when assuming saturation of the surface sorption sites). We used $k_{\text{SLR},X,Y}=6 \times 10^{-12} \text{ cm}^2 \text{ s}^{-1}$ for the surface reaction on a droplet of pure oleic acid which is approximately one order of magnitude below the experimental values reported for oleic acid monolayers on aqueous sub phases. A surface reaction of a pure oleic acid droplet slower than that of a monolayer of oleic acid on an aqueous sub phase can be rationalised since an aqueous sub phase will lead to a reasonably well aligned hydrophobic (but bent) tail of oleic acid containing the reactive site (double bond) sticking out of the liquid phase which is likely to facilitate attack by ozone. A certain degree of order might also be expected in pure oleic acid: Iwahashi et al. (1991) suggested a “quasi-smectic” structure of oleic acid dimers stabilised by hydrogen bonding between the acid moieties. In pure oleic acid we would expect a less ordered orientation of oleic acid molecules on the surface than for a monolayer of oleic acid on an aqueous sub-phase and thus a somewhat reduced reactivity. The chosen value for $k_{\text{SLR},X,Y}$ is substantially above the estimated rate coefficient derived from work by Rosen et al. (2008) since SEM images in Rosen et al.’s paper indicate that oleic acid was present in small islands on the particle surface rather than in a layer, so that the number of surface sorption sites is likely to be substantially reduced leading to a higher (but undetermined) rate coefficient.

The bulk reaction rate coefficient for reaction of ozone with oleic acid has been measured by Razumovskii et al. (1972) and confirmed using a “Double Bond Analyser” by Titov et al. (2005) for oleic acid dissolved in CCl_4 to be $k_{\text{BR},X,Y}=1.7 \times 10^{-15} \text{ cm}^3 \text{ s}^{-1}$

(corresponding to the reported value of $1 \times 10^6 \text{ mol L}^{-1} \text{ s}^{-1}$). This rate coefficient has been used in many previous studies (e.g. Smith et al., 2002 or King et al., 2009a).

In view of the large uncertainty and the lack of experimental data on surface reactivity for droplets of pure oleic acid we chose two base cases for our model validation: in base case 1 (BC1) we employ Titov et al.'s value for $k_{\text{BR},X,Y}$ (together with $k_{\text{d},X} = 100 \text{ s}^{-1}$, $\alpha_{\text{s},0,X} = 4.2 \times 10^{-4}$ and $k_{\text{s},b,X} = 9.8 \times 10^4 \text{ s}^{-1}$) for the droplet of pure oleic acid to fit the experimental data by Ziemann (2005) and $H_{\text{cp},X}$; base case 2 (BC2) uses conditions where bulk and surface reactions are of similar importance assuming ~ 30 times lower $k_{\text{BR},X,Y}$ of $5 \times 10^{-17} \text{ cm}^3 \text{ s}^{-1}$ (together with $k_{\text{d},X} = 1000 \text{ s}^{-1}$, $\alpha_{\text{s},0,X} = 8.5 \times 10^{-4}$ and $k_{\text{s},b,X} = 4.85 \times 10^5 \text{ s}^{-1}$). Further input parameters are detailed in Appendix C.

4 Simulation results and discussion

K2-SUB was applied to illustrate the relative importance of surface and bulk losses of the liquid-phase species in different regimes. We simulated experimental data (Ziemann, 2005) in two base cases and then performed detailed sensitivity studies: base case 1 (BC1) assumes fast bulk reaction (using Titov et al.'s value for bulk reactivity) while base case 2 (BC2) illustrates the importance of surface processes in the oleic acid-ozone system at reduced bulk reactivity. Selected results are presented here, while the complete set of data is tabulated in Table 2 and presented in the electronic supplement: <http://www.atmos-chem-phys-discuss.net/9/26969/2009/acpd-9-26969-2009-supplement.zip>.

4.1 Base case 1 (BC1): fast bulk reaction

In base case 1 the experimental results are matched for $k_{\text{SLR},X,Y} = 6 \times 10^{-12} \text{ cm}^2 \text{ s}^{-1}$ and $k_{\text{BR},X,Y} = 1.7 \times 10^{-15} \text{ cm}^3 \text{ s}^{-1}$ as illustrated in Fig. 2a–c. Figure 2a shows the time evolution of the uptake coefficient and the total number of oleic acid molecules as a function of time. The experimental data (presented as black symbols; Ziemann, 2005)

Coupling aerosol surface and bulk chemistry with K2-SUB

C. Pfrang et al.

Title Page

Abstract

Introduction

Conclusions

References

Tables

Figures

⏪

⏩

◀

▶

Back

Close

Full Screen / Esc

Printer-friendly Version

Interactive Discussion



is matched by the simulated decay (red line) and the uptake coefficient (black line) shows an initial plateau before dropping off after ca. 30 s. Figure 2b illustrates the changes in concentrations of ozone and oleic acid at the surface (red lines) and in the droplet bulk (blue lines). Initially, there is no ozone in the droplet and ozone is taken up into the particle as oleic acid reacts away. Figure 2c shows the relative importance of bulk and surface processes for the turnover in the droplet. The dashed lines indicate the change in the numbers of oleic acid molecules at the surface (red line) and in the bulk (blue line) as a function of time. For the 0.2 μm droplet of pure oleic acid there are obviously many more molecules in the bulk than at the particle surface.

For direct comparison of the rates of conversion at the surface and in the bulk of the particle, we define absolute loss rates (solid lines in Fig. 2c) as the products of concentration-based chemical loss rates with the surface area and bulk volume, respectively: $L_{\text{ss},\text{Y}}^* = L_{\text{ss},\text{Y}} \times A_{\text{ss}}$ and $L_{\text{b},\text{Y}}^* = L_{\text{b},\text{Y}} \times V_{\text{b}}$. Figure 2c shows the relative importance of surface and bulk loss: during the first 30 s initial period ca. twice as many molecules are lost in the bulk than at the surface, and the absolute bulk loss rate remains dominant throughout the model run.

4.1.1 BC1 sensitivity study

In order to establish the dependencies of our results on the chosen set of kinetic input parameters for our base model BC1 (justified in Sect. 3 and detailed in Appendix C) we varied all parameters and the complete set of results of these sensitivity studies are presented in the electronic supplement: <http://www.atmos-chem-phys-discuss.net/9/26969/2009/acpd-9-26969-2009-supplement.zip> (a summary of the model conditions is given in Table 2). Initially we varied $k_{\text{SLR},\text{X},\text{Y}}$, $k_{\text{BR},\text{X},\text{Y}}$, $K_{\text{sol,cp},\text{X}}$, and $[\text{X}]_{\text{gs}}$.

Solubility

Assuming ~ 1 order of magnitude difference in the Henry's law coefficients (see Fig. 3a and b) leads to substantial deviations from the experimental data with a higher coefficient showing dramatically faster decay of oleic acid ($K_{\text{sol,cp},\text{X}}$ could only be

Coupling aerosol surface and bulk chemistry with K2-SUB

C. Pfrang et al.

Title Page

Abstract

Introduction

Conclusions

References

Tables

Figures

⏪

⏩

◀

▶

Back

Close

Full Screen / Esc

Printer-friendly Version

Interactive Discussion



increased eight fold, since higher values cause problems for the Matlab solver for long reaction times). This strong dependence on $K_{\text{sol,cp,X}}$ demonstrates that $K_{\text{sol,cp,X}}$ has a larger influence on the decay behaviour than variations in the reaction parameters.

5 *Diffusivity*

We also varied the diffusion coefficients: $D_{\text{b,X}}$ was altered by one order of magnitude (see Fig. 4a and b) and we increased $D_{\text{b,Y}}$ by three orders of magnitude (corresponding to the largest oleic acid diffusion coefficient chosen by Smith et al., 2003). A change of $D_{\text{b,X}}$ leads to a deviation from the experimental data (compare Fig. 4a and b with
10 Fig. 2c), i.e. ozone diffusion has an impact on the turnover in the droplet. Figure 4b illustrates how for slow diffusion of X the surface loss initially dominates the total loss of Y, while the bulk loss becomes dominant after ~ 20 s. The figure also suggests that even during the initial surface-dominated decay most molecules that are being lost originate from the bulk, i.e. bulk-to-surface transport of oleic acid is relatively fast
15 and the chemical reaction at the surface is the rate-determining step. The system is not sensitive even to a three orders of magnitude change of $D_{\text{b,Y}}$, so that oleic acid diffusion is clearly not limiting the loss of reactants (see run 14 tabulated in Table 2 and illustrated in the electronic supplement: <http://www.atmos-chem-phys-discuss.net/9/26969/2009/acpd-9-26969-2009-supplement.zip>).

20 *Particle size*

We tested the model for a range of droplet radii of 1000, 100 and 50 nm as shown in Fig. 5a–c. Unsurprisingly larger particles require longer reaction times. Due to the change in surface to volume ratio the relative contribution from the surface reaction
25 becomes more important for smaller particles.

Coupling aerosol surface and bulk chemistry with K2-SUB

C. Pfrang et al.

Title Page

Abstract

Introduction

Conclusions

References

Tables

Figures

⏪

⏩

◀

▶

Back

Close

Full Screen / Esc

Printer-friendly Version

Interactive Discussion

Surface accommodation

For BC1 the model is relatively insensitive to changes in the rate coefficients for chemical reaction. Under these conditions the reactive decay is limited by transport of ozone into the bulk. The sensitivity studies illustrate that the surface accommodation coefficient ($\alpha_{s,0,X}$) is particularly important in this regime: massive deviations are seen when varying $\alpha_{s,0,X}$ (see Fig. 6a and b).

Exclusive surface or bulk reaction

As illustrated in Fig. 7, we can also match the experimental results fairly well in sensitivity studies where we assumed that chemical reactions proceed either only at the surface ($k_{SLR,X,Y}=1\times 10^{-11}\text{ cm}^2\text{ s}^{-1}$) or only in the bulk (with $k_{BR,X,Y}=1.8\times 10^{-15}\text{ cm}^3\text{ s}^{-1}$). Up to 30 s the temporal evolution of the observable parameters N_γ and γ_X in both scenarios is similar to each other and to BC1, but at the end of the model run (after 40 s) the surface reaction would still be going on whereas practically all oleic acid would have been consumed in the bulk reaction ($N_\gamma\approx 0$ and $\gamma_X\approx 0$). Thus we suggest that future experimental studies should aim at covering longer reaction times to allow for better discrimination of surface and bulk processes.

4.2 Base case 2 (BC2): slow bulk reaction

Details of the model and input parameters for base case 2 (BC2) are justified in Sect. 3 and given in Appendix C. Selected results of the calculations are presented here. Figure 8a–c shows that experimental results are matched for the chosen conditions for $k_{SLR,X,Y}=6\times 10^{-12}\text{ cm}^2\text{ s}^{-1}$ and $k_{BR,X,Y}=5\times 10^{-17}\text{ cm}^3\text{ s}^{-1}$. These conditions lead to very similar proportions of absolute bulk and surface loss rates (see solid lines in Fig. 8c).

A general feature of BC2 compared to BC1 is the fact that after ~ 30 s the decay of oleic acid proceeds much slower (compare e.g. Figs. 2a and 8a). This behaviour can be explained by the different bulk reaction rate coefficients and the temporal evolution of

Title Page

Abstract

Introduction

Conclusions

References

Tables

Figures

⏪

⏩

◀

▶

Back

Close

Full Screen / Esc

Printer-friendly Version

Interactive Discussion

the reacto-diffusive length ($l_{rd,X} = \sqrt{D_{b,X}/k_{b,X}}$), which can be regarded as the distance from the surface up to which the chemical reaction proceeds effectively (Finlayson-Pitts and Pitts, 2000; Pöschl et al., 2007).

In BC1 the bulk reaction rate coefficient is high ($k_{BR,X,Y} = 1.7 \times 10^{-15} \text{ cm}^3 \text{ s}^{-1}$) but the initial value of $l_{rd,X}$ is as small as $\sim 20 \text{ nm}$, indicating that the reaction proceeds fast but only close to the surface. After $\sim 30 \text{ s}$, $l_{rd,X}$ increases steeply and oleic acid is quickly depleted throughout the bulk of the particle.

In BC2 the bulk reaction rate coefficient is by a factor of ~ 30 lower ($k_{BR,X,Y} = 5 \times 10^{-17} \text{ cm}^3 \text{ s}^{-1}$) and the initial value of $l_{rd,X}$ is as large as $\sim 130 \text{ nm}$, indicating that the reaction proceeds slow and throughout the bulk of the particle. Due to the low value of $k_{BR,X,Y}$ the depletion of oleic acid continues to proceed slowly also after $\sim 30 \text{ s}$. Further details and effects of bulk reactivity, concentration gradients and diffusion will be explored and discussed in a follow-up study (Shiraiwa et al., 2010).

4.2.1 BC2 sensitivity study

In order to establish the dependencies of our results on the chosen set of kinetic input parameters for BC2 we varied all parameters and detailed results of this sensitivity study are presented in the electronic supplement: <http://www.atmos-chem-phys-discuss.net/9/26969/2009/acpd-9-26969-2009-supplement.zip> together with those for BC1.

First we varied $k_{SLR,X,Y}$, $k_{BR,X,Y}$, $K_{sol,cp,X}$, and $[X]_{gs}$. The model is clearly sensitive to small changes in the reactivity both on the surface and in the bulk of the droplet (much more so than BC1: compare runs 4–7 with runs 27–30 tabulated in Table 2), so that the model results deviate substantially for the low and high rate coefficients tested.

Solubility

The effect of changing the Henry's law coefficients by ~ 1 order of magnitude is even stronger than that for BC1 which can be attributed to the fact that the reaction proceeds

Coupling aerosol surface and bulk chemistry with K2-SUB

C. Pfrang et al.

Title Page

Abstract

Introduction

Conclusions

References

Tables

Figures

⏪

⏩

◀

▶

Back

Close

Full Screen / Esc

Printer-friendly Version

Interactive Discussion

throughout the bulk of the particle and is not limited by the reacto-diffusive length ($l_{rd,X}$) as discussed above (Sect. 4.2).

Diffusivity

- 5 A reduction of the diffusion coefficient $D_{b,X}$ does show a small deviation from the experimental data, while an increase results in no significant deviation, i.e. ozone diffusion has a small impact on the turnover in the droplet. The system is not sensitive even to three orders of magnitude larger $D_{b,Y}$, so that oleic acid diffusion is again not limiting the loss of reactants.

10

Particle size

We also tested the model for a range of droplet radii of 1000, 100 and 50 nm showing a similar picture to BC1 (compare runs 38–40).

15

Surface accommodation

In base case 2 surface and bulk reaction rate coefficients become both much more important than in BC1. The turnover in the droplet is thus not limited by transport, but by chemical reaction. Nevertheless, the assumed value for $\alpha_{s,0,X}$ remains important.

20

Our study underlines the strong influence of $\alpha_{s,X}$ in all conditions which becomes apparent when inspecting Eq. (7): $\alpha_{s,X}$ appears in all terms and our modelling results demonstrate its highly non-linear impact on reactive losses in atmospheric particles. More experimental data are needed to better pin down $\alpha_{s,0,X}$. Our analysis also demonstrates that it is vital to use a model when designing an experimental study to be able to choose the most insightful experimental conditions: BC1 and BC2 show substantial deviations for reaction times above ~ 30 s, but experimental data are only available for the first 15 s, so that both base cases fit the experiment. BC1 accommodates the fast bulk reaction rate coefficient reported by Titov et al. (2005), while BC2 is compatible with the experimental data only for substantially slower bulk reaction.

25

Coupling aerosol surface and bulk chemistry with K2-SUB

C. Pfrang et al.

Title Page

Abstract

Introduction

Conclusions

References

Tables

Figures

⏪

⏩

◀

▶

Back

Close

Full Screen / Esc

Printer-friendly Version

Interactive Discussion

Exclusive surface or bulk reaction

The experimental results, i.e. the first 15 s of oleic acid decay, can also be matched when assuming exclusive surface or bulk reaction (see Fig. 9a and b) with $k_{\text{SLR},X,Y}=1\times 10^{-11}\text{ cm}^2\text{ s}^{-1}$ or $k_{\text{BR},X,Y}=1.2\times 10^{-16}\text{ cm}^3\text{ s}^{-1}$, respectively. These results indicate for both base cases (BC1 and BC2) that the surface reaction of a pure oleic acid droplet is slower than that of a monolayer of oleic acid on an aqueous sub phase (compare Gonzalez-Labrada et al., 2007 and King et al., 2009a) which can be rationalised by a more random alignment of oleic acid molecules in an organic rather than an aqueous environment. This different orientation is likely to reduce the surface reactivity (compare discussion in Sect. 3). Overall, the results suggest an upper limit for the surface reaction of $\sim 1\times 10^{-11}\text{ cm}^2\text{ s}^{-1}$.

4.3 Comparison with literature: surface vs. bulk reactivity and secondary chemistry

Hearn et al. (2005) studied the reaction of polydisperse oleic acid particles (mean radii $\sim 400\text{ nm}$) with ozone in an aerosol chemical ionisation mass spectrometer. The reaction was found to occur at the particle surface although previous measurements suggested bulk reactivity (Moise and Rudich, 2002; Morris et al., 2002; Smith et al., 2002; Thornberry and Abbatt, 2004; Vieceli et al., 2004). Hearn et al. (2005) attribute this discrepancy to a reduced rate of ozone diffusion into the bulk caused by pure oleic acid behaving like a solid rather than a disordered liquid. This would result in a surface-dominated reaction between ozone and the double bond of oleic acid. Hearn et al. (2005) suggest that most of the reactions occur in the first monolayer. McNeill et al. (2007) studied the reaction of ozone with internally mixed submicron aqueous droplets containing sodium oleate. McNeill et al. (2007) found evidence for a surface process and suggest that a Langmuir-Hinshelwood model may be applied with ozone first adsorbing to the surface before the reaction takes place. The measured rate coefficient was found to reach a plateau for high $[\text{O}_3]$. McNeill et al. (2007) suggest that oleate predominantly reacts in a monolayer on the aqueous sub-phase with reactive

Coupling aerosol surface and bulk chemistry with K2-SUB

C. Pfrang et al.

Title Page

Abstract

Introduction

Conclusions

References

Tables

Figures

◀

▶

◀

▶

Back

Close

Full Screen / Esc

Printer-friendly Version

Interactive Discussion



5 sites residing in a liquid-like film with ozone diffusing through the film and out again while the surface to which ozone adsorbs might be changing over the course of the reaction. Other studies also suggest that changes in ozone diffusion or solubility might occur during reaction (e.g. Moise and Rudich, 2000; Hearn et al., 2005). More importantly, a disruption of the order of the oleic acid dimers by surface-active reaction products might lead to a transition from surface-dominated reaction to bulk reaction (Hearn et al., 2005). Experimental evidence in support of this suggestion has recently been provided by King et al. (2009a): a monolayer of oleic acid on an aqueous sub-
10 phase is replaced by a new monolayer of nonanoic acid during O₃-initiated oxidation. Grimm et al. (2006) studied 1–2 mm droplets and found that ozone may penetrate up to 10 μm into these particles suggesting a bulk-phase process for atmospherically relevant aerosol droplets.

McNeill et al. (2008) investigated the heterogeneous OH oxidation of palmitic acid as a function of the particle size. Their experimental results are consistent with a model
15 considering surface-only reactions with volatilisation of products, surface renewal and secondary chemistry between palmitic acid and the oxidation products. This study suggests that heterogeneous oxidation rates of organic aerosol are fastest for materials present at the particle surface, rather than in the bulk. The gradient in oxidation rates is steepest for solid particles such as palmitic acid. Liquid particles – such as the oleic
20 acid droplets considered in our study – show more shallow gradients between surface and bulk rates (McNeill et al., 2008). Our model analysis demonstrates indeed that bulk reactivity is of key importance at least for oleic acid particles with radii of 200 nm or larger. There is evidence for the occurrence of surface renewal in our model system: the comparison of the absolute loss rates to the number of molecules at the particle
25 surface and in the bulk (see e.g. Fig. 8c) suggests significant bulk-surface transport.

Criegee intermediates are suggested to lead to a significant additional loss of oleic acid, e.g. 36% of the oleic acid molecules were attributed to reaction of oleic acid with a Criegee intermediate rather than with ozone (Hearn et al., 2005) confirming an earlier study by Hearn and Smith (2004). Interference of secondary reactions by Criegee

Coupling aerosol surface and bulk chemistry with K2-SUBC. Pfrang et al.

Title Page

Abstract

Introduction

Conclusions

References

Tables

Figures

⏪

⏩

◀

▶

Back

Close

Full Screen / Esc

Printer-friendly Version

Interactive Discussion

intermediates was also found by Hung and Ariya (2007). Recently, Sage et al. (2009) not only confirmed the occurrence of secondary reactions of Criegee intermediates with the organic acid, but also found evidence for additional, previously unrecognised secondary chemistry that might involve the carbon backbone. Secondary chemistry is not currently considered in our model, but could be implemented if kinetic parameters for secondary reactions in the ozone-oleic acid system would become available (Hearn et al., 2005, quantified the loss due to secondary reaction by comparing methyl oleate and oleic acid reactivities, but could not measure the rate coefficient for the secondary process). Secondary chemistry would suggest an even slower initial reaction, so that the upper limit determined for the surface reaction in our model study would remain valid.

It is apparent that discrepancies remain between the large number of studies of the O₃-oleic acid system. K2-SUB can be used to design, interpret and analyse future experimental investigations to allow choosing most insightful experimental conditions and de-convoluting surface and bulk processes.

5 Conclusions

1. We demonstrate how a detailed treatment of adsorption and reaction at the surface can be coupled to a description of bulk reaction and transport that is consistent with traditional resistor model formulations. To our knowledge, K2-SUB is the first model in which this coupling has been realised.
2. From literature data we have derived a set of kinetic parameters that enable detailed description of mass transport and chemical reaction on the surface and in the bulk of oleic acid particles.
3. The available reaction rate coefficients support that chemical reaction in the bulk plays an important role. Due to the wide range of rate coefficients reported from the different experimental studies, however, the exact proportion between surface

Coupling aerosol surface and bulk chemistry with K2-SUB

C. Pfrang et al.

Title Page

Abstract

Introduction

Conclusions

References

Tables

Figures

⏪

⏩

◀

▶

Back

Close

Full Screen / Esc

Printer-friendly Version

Interactive Discussion



and bulk reaction remains uncertain. Our model runs suggest that the surface reaction rate coefficient is not significantly above $1 \times 10^{-11} \text{ cm}^2 \text{ s}^{-1}$ for droplets of pure oleic acid.

4. Test calculations showed that the surface accommodation coefficient of the gas-phase reactant has a strong non-linear influence on the surface and bulk reactions. Our two base cases demonstrate how slight variations in $\alpha_{s,0,X}$ lead to either transport-limited (BC1) or reaction-limited (BC2) systems.
5. Further experimental data are required to establish the relative contributions of surface and bulk processes to the loss of oleic acid and other organic species in atmospheric aerosols.
6. We propose that K2-SUB may be used to design, interpret and analyse experiments for better discrimination between surface and bulk processes in the oleic acid-ozone system as well as in other heterogeneous reaction systems. For example, the model results suggest that longer reaction times than investigated in earlier studies ($>30 \text{ s}$ for 200 nm particles) are needed to unravel the proportions between surface and bulk reaction.

6 Supplementary material

The complete set of results of the model runs tabulated in Table 2 is presented in the electronic supplement as 138 gif image files: <http://www.atmos-chem-phys-discuss.net/9/26969/2009/acpd-9-26969-2009-supplement.zip> (three plots per model run equivalent to those exemplified in Fig. 2a–c).

Coupling aerosol surface and bulk chemistry with K2-SUB

C. Pfrang et al.

Title Page

Abstract

Introduction

Conclusions

References

Tables

Figures

⏪

⏩

◀

▶

Back

Close

Full Screen / Esc

Printer-friendly Version

Interactive Discussion

Appendix A

Relevant equations from PRA framework (Pöschl et al., 2007)

$$\gamma_X = \alpha_{s,X} \frac{k_{s,X} + k_{s,b,net,X}}{k_{s,X} + k_{s,b,net,X} + k_{d,X}} \quad (A1)$$

5 with

$$k_{s,b,net,X} = k_{s,b,X} \left(1 + \frac{k_{b,s,X}}{C_{b,rd,X} \sqrt{k_{b,X} D_{b,X}}} \right)^{-1}, \quad (A2)$$

and the reacto-diffusive geometry correction factor (conversion from planar to spherical geometry; determined by the particle radius, r_p , and the reacto-diffusive length for species X: $l_{rd,X} = \sqrt{D_{b,X}/k_{b,X}}$):

$$10 \quad C_{b,rd,X} = \coth\left(\frac{r_p}{l_{rd,X}}\right) - \frac{l_{rd,X}}{r_p}. \quad (A3)$$

$K_{sol,cp,X}$ is the solubility or gas-particle partitioning coefficient for X and describes the partitioning of a volatile species between gas phase and particle bulk (at infinite dilution, it equals Henry's law coefficient; $K_{sol,cp,X} RT = K_{sol,cc,X}$ giving the ratio of condensed phase and gas phase concentrations)

$$15 \quad K_{sol,cc,X} = K_{sol,cp,X} RT = \frac{k_{s,b,X}}{k_{b,s,X}} \frac{k_{a,X}}{k_{d,X}} = \frac{k_{s,b,X}}{k_{b,s,X}} \frac{\alpha_{s,X} \omega_X}{4 k_{d,X}} \quad (A4)$$

$$k_{a,0,X} = \alpha_{s,0,X} \frac{\omega_X}{4} \quad (A5)$$

$$\alpha_{s,X} = \alpha_{s,0,X} \left(1 - \frac{K'_{ads,X}[X]_{gs}}{1 + K'_{ads,X}[X]_{gs}} \right) \quad (A6)$$

26991

Coupling aerosol surface and bulk chemistry with K2-SUB

C. Pfrang et al.

Title Page

Abstract

Introduction

Conclusions

References

Tables

Figures

⏪

⏩

◀

▶

Back

Close

Full Screen / Esc

Printer-friendly Version

Interactive Discussion



$$K'_{\text{ads},X} = \frac{\sigma_X k_{a,0,X}}{k_{d,X} + k_{s,X} + k_{s,b,\text{net},X}} \quad (\text{A7})$$

$$\frac{[X]_{\text{bs}}}{[X]_{\text{s}}} = \frac{k_{s,b,X}}{k_{b,s,X} + C_{b,\text{rd},X} \sqrt{k_{b,X} D_{b,X}}} \quad (\text{A8})$$

Appendix B

5 Resistor model formulations and the PRA framework

The description of heterogeneous reactions is often achieved by resistor model formulations (e.g. Worsnop et al., 2002; Smith et al., 2002; King et al, 2008, 2009a; Gross et al., 2009) which are valid under certain assumptions and consistent with the PRA framework as described under Special Case B in Pöschl et al. (2007). Uptake coefficients (γ) generally refer to a gas-phase species X. A sorption layer uptake coefficient can be defined under steady state condition by Eq. (A1) (compare Pöschl et al., 2007, Eq. 115). Resistor model formulation of Special Case B in Pöschl et al. (2007) is obtained from inversion of Eq. (A1):

$$\frac{1}{\gamma_X} = \frac{1}{\alpha_{s,X}} + \frac{1}{\Gamma_{s,X} + \frac{1}{\frac{1}{\Gamma_{s,b,X}} + \frac{1}{\Gamma_{b,X}}}} \quad (\text{B1})$$

and Eq. (20) with resistor model conductance terms for surface reaction ($\Gamma_{s,X}$) for surface-bulk transfer ($\Gamma_{s,b,X}$) and for particle bulk diffusion and reaction ($\Gamma_{b,X}$) (as defined in Eqs. 21, 22 and 23)

$$\Gamma_{b,X} = \frac{4}{\omega_X} K_{\text{sol,cp},X} R T C_{b,\text{rd},X} \sqrt{k_{b,X} D_{b,X}} \quad (\text{B2})$$

and Eq. (23)

Title Page

Abstract

Introduction

Conclusions

References

Tables

Figures

⏪

⏩

◀

▶

Back

Close

Full Screen / Esc

Printer-friendly Version

Interactive Discussion

Equation (B2) is equivalent to resistor model formulations, exemplified here by the treatment used by Smith et al. (2002; Eq. 4):

$$\Gamma_{\text{rxn}} = \frac{4HRTD}{\bar{c}l} [\coth(a/l) - l/a] \quad (\text{B3})$$

with

$$k_{b,X} = k_2[\text{Oleic}]$$

$$l_{\text{rd},X} = l$$

$$\omega_X = \bar{c}$$

$$r_p = a$$

$$K_{\text{sol,cp},X} = H$$

$$D_{b,X} = D$$

$$\Gamma_{\text{rxn}} = \Gamma_{b,X}$$

and

$$C_{b,\text{rd},X} = \coth\left(\frac{a}{l}\right) - \frac{l}{a}; \quad (\text{B4})$$

compare Eq. (A3).

15 B1 For reaction of ozone near the particle surface

(Case 1b in Smith et al., 2002; for $l_{\text{rd},X} < r_p/20$; diffusion-limited case) the uptake is given by (Smith et al., 2002; Eqs. 9 and B2.)

$$\gamma = \frac{4HRT}{\bar{c}} \sqrt{Dk_2} \sqrt{[\text{Oleic}]} \cong \frac{4}{\omega_X} K_{\text{sol,cp},X} RT \sqrt{k_{b,X} D_{b,X}} \quad (\text{B5})$$

with $1 \leq C_{b,\text{rd},X} \geq 0.95 \approx 1$.

20 Derivation:

Limiting case for $l_{\text{rd},X} = r_p/20$ in Eq. (B2) with $C_{b,\text{rd},X}$ as defined in Eq. (A3) and $\coth(20r_p/r_p) = \frac{e^{40} + 1}{e^{40} - 1} \approx 1$, thus $C_{b,\text{rd},X} = 1 - \frac{1}{20} = 0.95$, and for $l_{\text{rd},X} < r_p/20$: $C_{b,\text{rd},X} \approx 1$.

26993

Coupling aerosol surface and bulk chemistry with K2-SUB

C. Pfrang et al.

Title Page

Abstract

Introduction

Conclusions

References

Tables

Figures

◀

▶

◀

▶

Back

Close

Full Screen / Esc

Printer-friendly Version

Interactive Discussion



B2 For fast diffusion of ozone through the particle

(Case 1a in Smith et al., 2002; for $l_{rd,X} > r_p$; reaction not limited by diffusion) the uptake is given by:

$$\gamma = \frac{4HRT}{\bar{c}} \frac{a}{3} k_2 [\text{Oleic}] \cong \frac{4}{3\omega_X} K_{\text{sol,cp,X}} RT r_p k_{b,X}. \quad (\text{B6})$$

5 Derivation:

$\coth x = \cosh x / \sinh x$; Taylor series: $\coth x \cong 1/x + x/3 - x^3/45 \dots$

Using Taylor and neglecting all terms higher than power 1 in x :

$$10 \quad C_{b,rd,X} = \coth\left(\frac{r_p}{l_{rd,X}}\right) - \frac{l_{rd,X}}{r_p} \approx \left(\frac{l_{rd,X}}{r_p} + \frac{r_p}{3l_{rd,X}}\right) - \frac{l_{rd,X}}{r_p} = \frac{r_p}{3l_{rd,X}}. \quad (\text{B7})$$

Equation (B2) thus becomes:

$$\Gamma_{b,X} = \frac{4}{\omega_X} K_{\text{sol,cp,X}} RT \frac{r_p}{3l_{rd,X}} \sqrt{k_{b,X} D_{b,X}}. \quad (\text{B8})$$

Using Eq. (B4):

$$\Gamma_{b,X} = \frac{4}{\omega_X} K_{\text{sol,cp,X}} RT \frac{r_p \sqrt{k_{b,X} D_{b,X}}}{3 D_{b,X}} \sqrt{k_{b,X} D_{b,X}} = \frac{4}{3\omega_X} K_{\text{sol,cp,X}} RT r_p k_{b,X}. \quad (\text{B9})$$

15 B3 For the reactive uptake being dominated by reaction at the surface

(Case 2 in Smith et al., 2002; bulk reaction and conductance term are assumed to be negligible, i.e. uptake is assumed to be equal to surface conductance term.)

Title Page

Abstract

Introduction

Conclusions

References

Tables

Figures

◀

▶

◀

▶

Back

Close

Full Screen / Esc

Printer-friendly Version

Interactive Discussion

$$\gamma = \Gamma_{s,X} = \frac{k_2^{\text{surf}} [\text{O}_3]_{\text{surf}} [\text{Oleic}]_{\text{surf}}}{\text{normalised by gas-collision rate}} = \frac{k_2^{\text{surf}} (P_{\text{O}_3} H \delta_X) [\text{Oleic}] \delta_X}{P_{\text{O}_3} \bar{c} / 4RT} \quad (\text{B10})$$

$$= \frac{4HRT}{\bar{c}} \delta_X^2 k_2^{\text{surf}} [\text{Oleic}] \cong \frac{4 k_{a,X}}{\omega_X} \frac{k_{s,X}}{k_{d,X}}$$

Derivation:

$$-k_{s,X} = k_2^{\text{surf}} [\text{Oleic}] \delta_X;$$

$$-HRT \delta_X = K_{\text{sol,cp},X} RT \delta_X = K_{\text{sol,cc},X} \delta_X = \frac{k_{s,b,X}}{k_{b,s,X}} \frac{k_{a,X}}{k_{d,X}} \delta_X \quad \text{and} \quad \frac{k_{b,s,X}}{k_{s,b,X}} = \delta_X$$

so that $HRT \delta_X = \frac{k_{a,X}}{k_{d,X}}$
(compare Eqs. A4, 21 and 30).

Appendix C

Model input parameters

K2-SUB model input parameters for the investigated chemical species ($X = \text{O}_3$ and $Y = \text{oleic acid}$) based on experimental data from Ziemann (2005), Smith et al. (2002), Gonzalez-Labrada et al. (2007), King et al. (2008, 2009a) and Pöschl et al. (2001).

- $r_p = 0.2 \mu\text{m}$ (Ziemann, 2005)
- $D_{b,X} = 1 \times 10^{-5} \text{cm}^2 \text{s}^{-1}$ (estimated based on diffusion of O_2 in range of organic solvents; Smith et al., 2002; King et al., 2008)
- $D_{b,Y} = 10^{-7} - 10^{-10} \text{cm}^2 \text{s}^{-1}$ (compare Smith et al., 2003)

Coupling aerosol surface and bulk chemistry with K2-SUB

C. Pfrang et al.

Title Page

Abstract

Introduction

Conclusions

References

Tables

Figures

⏪

⏩

◀

▶

Back

Close

Full Screen / Esc

Printer-friendly Version

Interactive Discussion

Coupling aerosol surface and bulk chemistry with K2-SUB

C. Pfrang et al.

- $\omega_X = 3.6 \times 10^4 \text{ cm s}^{-1}$ (Smith et al., 2002; Pöschl et al., 2001; Ammann and Pöschl, 2007; King et al., 2009a)
- $H_{\text{cp},X} = 4.8 \times 10^{-4} \text{ mol cm}^{-3} \text{ atm}^{-1}$ (Smith et al., 2002; Morris et al., 2002; King et al., 2008, 2009a)
- 5 – $\alpha_{\text{s},0,X} = 4.2 \times 10^{-4}$ (BC1) and 8.5×10^{-4} (BC2) (compare Pöschl et al., 2001; Ammann and Pöschl, 2007; Shiraiwa et al., 2009)
- $k_{\text{d},X} = 100 \text{ s}^{-1}$ (BC1) and 1000 s^{-1} (BC2) ($k_{\text{d},X} = 0.1\text{--}10^2 \text{ s}^{-1}$ for ozone; Shiraiwa et al., 2009)
- $k_{\text{SLR},X,Y} = 6 \times 10^{-12} \text{ cm}^2 \text{ s}^{-1}$; compare $7.3 \times 10^{-11} \text{ cm}^2 \text{ s}^{-1}$ and $2.1 \times 10^{-12} \text{ cm}^2 \text{ s}^{-1}$ (King et al., 2009a); $4.9 \times 10^{-11} \text{ cm}^2 \text{ s}^{-1}$ (Gonzalez-Labrada et al., 2007)
- 10 – $[X]_{\text{gs}} = 6.95 \times 10^{13} \text{ cm}^{-3}$ corresponding to 2.8 ppm (Ziemann, 2005)
- $k_{\text{b},X} = k_{\text{BR},X,Y} \times [Y]$ with $k_{\text{BR},X,Y} = 1.7 \times 10^{-15} \text{ cm}^3 \text{ s}^{-1}$ corresponding to a literature value of $1 \times 10^6 \text{ mol L}^{-1} \text{ s}^{-1}$ (Razumovskii et al., 1972; Lisitsyn et al., 2004; Titov et al., 2005; used in BC1; reduced to $5 \times 10^{-17} \text{ cm}^3 \text{ s}^{-1}$ in BC2) and $[Y]_0 = 1.21 \times 10^{21} \text{ cm}^{-3}$ corresponding to 3.15 mol L^{-1} (Ziemann, 2005)
- 15 – $T = 296 \text{ K}$
- $k_{\text{b},\text{s},X} = 318 \text{ cm s}^{-1}$
- $k_{\text{b},\text{ss},Y} = 1.6 \times 10^{-3} \text{ cm s}^{-1}$
- $k_{\text{ss},\text{b},Y} = 1.99 \times 10^4 \text{ s}^{-1}$
- 20 – $k_{\text{s},\text{b},X} = 9.8 \times 10^4 \text{ s}^{-1}$ (BC1) and $4.85 \times 10^5 \text{ s}^{-1}$ (BC2)

Title Page

Abstract

Introduction

Conclusions

References

Tables

Figures

◀

▶

◀

▶

Back

Close

Full Screen / Esc

Printer-friendly Version

Interactive Discussion

– $\sigma_X = 1.8 \times 10^{-15} \text{ cm}^2$ (Pöschl et al., 2001; Ammann and Pöschl, 2007) and thus $\delta_X = 0.4 \text{ nm}$ (compare computational study by Vieceli et al., 2004)

– $\delta_Y = 0.8 \text{ nm}$ (compare work by Iwahashi et al., 1991)

Acknowledgements. CP wishes to thank the Royal Society (grant VO080001), the Research Endowment Trust Fund (University of Reading) and the NERC (grant NE/G000883/1). UP and MS acknowledge support from the European integrated project on cloud climate and air quality interactions (No 036833-2 EUCAARI), the Max Planck Graduate Centre (MPGC), and the Ministry of Education, Culture, Sports, Science and Technology – Japan (MEXT).

The service charges for this open access publication have been covered by the Max Planck Society.

References

Ammann, M., Pöschl, U., and Rudich, Y.: Effects of reversible adsorption and Langmuir-Hinshelwood surface reactions on gas uptake by atmospheric particles, *Phys. Chem. Chem. Phys.*, 5, 351–356, doi:10.1039/b208708a, 2003.

Ammann, M. and Pöschl, U.: Kinetic model framework for aerosol and cloud surface chemistry and gas-particle interactions - Part 2: Exemplary practical applications and numerical simulations, *Atmos. Chem. Phys.*, 7, 602-5-6045, 2007.

Andreae, M. O., Rosenfeld, D., Artaxo, P., Costa, A. A., Frank, G. P., Longo, K. M., and Silva-Dias, M. A. F.: Smoking rain clouds over the Amazon, *Science*, 303, 1337–1342, 2004.

Andreae, M. O. and Rosenfeld, D.: Aerosol-cloud-precipitation interactions, Part 1, The nature and sources of cloud-active aerosols, *Earth-Sci. Rev.*, 89, 13–41, doi:10.1016/j.earscirev.2008.03.001, 2008.

Atkins, P. W.: *Physical Chemistry*, Oxford University Press, 1998.

Bergstrom, R. W., Pilewskie, P., Russell, P. B., Redemann, J., Bond, T. C., Quinn, P. K., and Sierau, B.: Spectral absorption properties of atmospheric aerosols, *Atmos. Chem. Phys.*, 7, 5937–5943, 2007, <http://www.atmos-chem-phys.net/7/5937/2007/>.

Breon, F. M., Tanre, D., and Generoso, S.: Aerosol effect on cloud droplet size monitored from satellite, *Science*, 295, 834–838, 2002.

Coupling aerosol surface and bulk chemistry with K2-SUB

C. Pfrang et al.

Title Page

Abstract

Introduction

Conclusions

References

Tables

Figures

⏪

⏩

◀

▶

Back

Close

Full Screen / Esc

Printer-friendly Version

Interactive Discussion

Charlson, R. J., Seinfeld, J. H., Nenes, A., Kulmala, M., Laaksonen, A., and Facchini, M. C.: Atmospheric science – Reshaping the theory of cloud formation, *Science*, 292, 2025–2026, 2001.

Choulaton, T. W., Bower, K. N., Weingartner, E., Crawford, I., Coe, H., Gallagher, M. W., Flynn, M., Crosier, J., Connolly, P., Targino, A., Alfarra, M. R., Baltensperger, U., Sjogren, S., Verheggen, B., Cozic, J., and Gysel, M.: The influence of small aerosol particles on the properties of water and ice clouds, *Faraday Discuss.*, 137, 205–222, doi:10.1039/b702722m, 2008.

Fuzzi, S., Andreae, M. O., Huebert, B. J., Kulmala, M., Bond, T. C., Boy, M., Doherty, S. J., Guenther, A., Kanakidou, M., Kawamura, K., Kerminen, V.-M., Lohmann, U., Russell, L. M., and Pöschl, U.: Critical assessment of the current state of scientific knowledge, terminology, and research needs concerning the role of organic aerosols in the atmosphere, climate, and global change, *Atmos. Chem. Phys.*, 6, 2017–2038, 2006, <http://www.atmos-chem-phys.net/6/2017/2006/>.

Gonzalez-Labrada, E., Schmidt, R., and DeWolf, C. E.: Kinetic analysis of the ozone processing of an unsaturated organic monolayer as a model of an aerosol surface, *Phys. Chem. Chem. Phys.*, 9, 5814–5821, doi:10.1039/b707890k, 2007.

Grimm, R. L., Hodyss, R., and Beauchamp, J. L.: Probing interfacial chemistry of single droplets with field-induced droplet ionization mass spectrometry: Physical adsorption of polycyclic aromatic hydrocarbons and ozonolysis of oleic acid and related compounds, *Anal. Chem.*, 78, 3800–3806, doi:10.1021/ac0601922, 2006.

Gross, S., Iannone, R., Xiao, S., and Bertram, A. K.: Reactive uptake studies of NO₃ and N₂O₅ on alkenoic acid, alkanolate, and polyalcohol substrates to probe nighttime aerosol chemistry, *Phys. Chem. Chem. Phys.*, 11, 7792–7803, 2009.

Hearn, J. D. and Smith, G. D.: Kinetics and product studies for ozonolysis reactions of organic particles using aerosol CIMS, *J. Phys. Chem. A*, 108, 10019–10029, doi:10.1021/jp0404145, 2004.

Hearn, J. D., Lovett, A. J., and Smith, G. D.: Ozonolysis of oleic acid particles: evidence for a surface reaction and secondary reactions involving Criegee intermediates, *Phys. Chem. Chem. Phys.*, 7, 501–511, doi:10.1039/b414472d, 2005.

Hearn, J. D. and Smith, G. A.: Ozonolysis of mixed oleic acid/n-docosane particles: The roles of phase, morphology, and metastable states, *J. Phys. Chem. A*, 111, 11059–11065, doi:10.1021/jp0755701, 2007.

Coupling aerosol surface and bulk chemistry with K2-SUB

C. Pfrang et al.

Title Page

Abstract

Introduction

Conclusions

References

Tables

Figures

◀

▶

◀

▶

Back

Close

Full Screen / Esc

Printer-friendly Version

Interactive Discussion

Coupling aerosol surface and bulk chemistry with K2-SUB

C. Pfrang et al.

[Title Page](#)[Abstract](#)[Introduction](#)[Conclusions](#)[References](#)[Tables](#)[Figures](#)[⏪](#)[⏩](#)[◀](#)[▶](#)[Back](#)[Close](#)[Full Screen / Esc](#)[Printer-friendly Version](#)[Interactive Discussion](#)

- Hung, H. M. and Ariya, P.: Oxidation of oleic acid and oleic acid/sodium chloride(aq) mixture droplets with ozone: Changes of hygroscopicity and role of secondary reactions, *J. Phys. Chem. A*, 111, 620–632, doi:10.1021/jp0654563, 2007.
- Iwahashi, M., Yamaguchi, Y., Kato, T., Horiuchi, T., Sakurai, I., and Suzuki, M.: Temperature-dependence of molecular conformation and liquid structure of cis-9-octadecanoic acid, *J. Phys. Chem.*, 95, 445–451, 1991.
- Katrib, Y., Biskos, G., Buseck, P. R., Davidovits, P., Jayne, J. T., Mochida, M., Wise, M. E., Worsnop, D. R., and Martin, S. T.: Ozonolysis of mixed oleic-acid/stearic-acid particles: Reaction kinetics and chemical morphology, *J. Phys. Chem. A*, 109, 10910–10919, doi:10.1021/jp054714d, 2005.
- King, M. D., Canosa-Mas, C. E., and Wayne, R. P.: Frontier molecular orbital correlations for predicting rate constants between alkenes and the tropospheric oxidants NO_3 , OH and O_3 , *Phys. Chem. Chem. Phys.*, 1, 2231–2238, 1999.
- King, M. D., Thompson, K. C., Ward, A. D., Pfrang, C., and Hughes, B. R.: Oxidation of biogenic and water-soluble compounds in aqueous and organic aerosol droplets by ozone: a kinetic and product analysis approach using laser Raman tweezers, *Faraday Discuss.*, 137, 173–192, doi:10.1039/b702199b, 2008.
- King, M. D., Rennie, A. R., Thompson, K. C., Fisher, F. N., Dong, C. C., Thomas, R. K., Pfrang, C., and Hughes, A. V.: Oxidation of oleic acid at the air-water interface and its potential effects on cloud critical supersaturations, *Phys. Chem. Chem. Phys.*, 11, 7699–7707, doi:10.1039/b906517b, 2009a.
- King, M. D., Rennie, A. R., Pfrang, C., Hughes, A. V., Thomas, R. K., Dong, C. C., and Thompson, K. C.: Interaction of nitrogen oxide with a monolayer of oleic acid at the air-water interface: a simple proxy for atmospheric aerosol, *Atmos. Environ.*, submitted, 2009b.
- Knopf, D. A., Anthony, L. M., and Bertram, A. K.: Reactive uptake of O_3 by multicomponent and multiphase mixtures containing oleic acid, *J. Phys. Chem. A*, 109, 5579–5589, 2005.
- Last, D. J., Najera, J. J., Percival, C. J., and Horn, A. B.: A comparison of infrared spectroscopic methods for the study of heterogeneous reactions occurring on atmospheric aerosol proxies, *Phys. Chem. Chem. Phys.*, 11, 8214–8225, 2009.
- Lee, A. K. Y. and Chan, C. K.: Single particle Raman spectroscopy for investigating atmospheric heterogeneous reactions of organic aerosols, *Atmos. Environ.*, 41, 4611–4621, doi:10.1016/j.atmosenv.2007.03.040, 2007.
- Lisitsyn, D. M., Razumovskii, S. D., Tishenin, M. A., and Titov, V. N.: Kinetic parameters of

Coupling aerosol surface and bulk chemistry with K2-SUB

C. Pfrang et al.

Title Page

Abstract

Introduction

Conclusions

References

Tables

Figures

◀

▶

◀

▶

Back

Close

Full Screen / Esc

Printer-friendly Version

Interactive Discussion

oxidation of individual fatty acids with ozone, *Bull. Exp. Biol. Med.*, 138, 457–459, 2004.

Moise, T. and Rudich, Y.: Reactive uptake of ozone by proxies for organic aerosols: Surface versus bulk processes, *J. Geophys. Res.-Atmos.*, 105, 14667–14676, 2000.

Moise, T. and Rudich, Y.: Reactive uptake of ozone by aerosol-associated unsaturated fatty acids: Kinetics, mechanism, and products, *J. Phys. Chem. A*, 106, 6469–6476, doi:10.1021/jp025597e, 2002.

Morris, J. W., Davidovits, P., Jayne, J. T., Jimenez, J. L., Shi, Q., Kolb, C. E., Worsnop, D. R., Barney, W. S., and Cass, G.: Kinetics of submicron oleic acid aerosols with ozone: a novel aerosol mass spectrometric technique, *Geophys. Res. Lett.*, 29, 71–74, doi:10.1029/2002gl014692, 2002.

McNeill, V. F., Wolfe G. M., and Thornton, J. A.: The Oxidation of Oleate in Submicron Aqueous Salt Aerosols: Evidence of a Surface Process, *J. Phys. Chem. A*, 111, 1073–1083, 2007.

McNeill, V. F., Yatavelli, R. L. N., Thornton, J. A., Stipe, C. B., and Landgrebe, O.: Heterogeneous OH oxidation of palmitic acid in single component and internally mixed aerosol particles: vaporization and the role of particle phase, *Atmos. Chem. Phys.*, 8, 5465–5476, 2008, <http://www.atmos-chem-phys.net/8/5465/2008/>.

Penner, J. E., Dong, X. Q., and Chen, Y.: Observational evidence of a change in radiative forcing due to the indirect aerosol effect, *Nature*, 427, 231–234, doi:10.1038/nature02234, 2004.

Pfrang, C., King, M. D., Canosa-Mas, C. E., and Wayne, R. P.: Correlations for gas-phase reactions of NO₃, OH and O₃ with alkenes: An update, *Atmos. Environ.*, 40, 1170–1179, doi:10.1016/j.atmosenv.2005.10.019, 2006a.

Pfrang, C., King, M. D., Canosa-Mas, C. E., and Wayne, R. P.: Structure-activity relations (SARs) for gas-phase reactions of NO₃, OH and O₃ with alkenes: An update, *Atmos. Environ.*, 40, 1180–1186, doi:10.1016/j.atmosenv.2005.09.080, 2006b.

Pfrang, C., King, M. D., Braeckvelt, M., Canosa-Mas, C. E., and Wayne, R. P.: Gas-phase rate coefficients for reactions of NO₃, OH, O₃ and O(P³) with unsaturated alcohols and ethers: Correlations and structure-activity relations (SARs), *Atmos. Environ.*, 42, 3018–3034, doi:10.1016/j.atmosenv.2007.12.046, 2008.

Pöschl, U., Letzel, T., Schauer, C., and Niessner, R.: Interaction of ozone and water vapor with spark discharge soot aerosol particles coated with benzo[a]pyrene: O₃ and H₂O adsorption, benzo[a]pyrene degradation, and atmospheric implications, *J. Phys. Chem. A*, 105, 4029–4041, 2001.

Coupling aerosol surface and bulk chemistry with K2-SUB

C. Pfrang et al.

Title Page

Abstract

Introduction

Conclusions

References

Tables

Figures

◀

▶

◀

▶

Back

Close

Full Screen / Esc

Printer-friendly Version

Interactive Discussion

- Pöschl, U.: Atmospheric aerosols: Composition, transformation, climate and health effects, *Angew. Chem. Int. Edit.*, 44, 7520–7540, doi:10.1002/anie.200501122, 2005.
- Pöschl, U., Rudich, Y., and Ammann, M.: Kinetic model framework for aerosol and cloud surface chemistry and gas-particle interactions - Part 1: General equations, parameters, and terminology, *Atmos. Chem. Phys.*, 7, 5989–6023, 2007, <http://www.atmos-chem-phys.net/7/5989/2007/>.
- Ramanathan, V., Crutzen, P. J., Kiehl, J. T., and Rosenfeld, D.: Atmosphere – Aerosols, climate, and the hydrological cycle, *Science*, 294, 2119–2124, 2001.
- Razumovskii, S. D. and Zaikov, G. E.: *B. Acad. Sci. USSR*, 616–620, 1971.
- Reynolds, J. C., Last, D. J., McGillen, M., Nijs, A., Horn, A. B., Percival, C., Carpenter, L. J., and Lewis, A. C.: Structural analysis of oligomeric molecules formed from the reaction products of oleic acid ozonolysis, *Environ. Sci. Technol.*, 40, 6674–6681, doi:10.1021/es060942p, 2006.
- Rosen, E. P., Garland, E. R., and Baer, T.: Ozonolysis of Oleic Acid Adsorbed to Polar and Nonpolar Aerosol Particles, *J. Phys. Chem. A*, 112, 10315–10324, 2008.
- Rosenfeld, D.: Suppression of rain and snow by urban and industrial air pollution, *Science*, 287, 1793–1796, 2000.
- Sage, A. M., Weitkamp, E. A., Robinson, A. L., and Donahue, N. M.: Reactivity of oleic acid in organic particles: changes in oxidant uptake and reaction stoichiometry with particle oxidation, *Phys. Chem. Chem. Phys.*, 11, 7951–7962, 2009.
- Shiraiwa, M., Garland, R. M., and Pöschl, U.: Kinetic double-layer model of aerosol surface chemistry and gas-particle interactions (K2-SURF): degradation of polycyclic aromatic hydrocarbons exposed to O₃, NO₂, H₂O, OH and NO₃, *Atmos. Chem. Phys. Discuss.*, 9, 18021–18063, 2009, <http://www.atmos-chem-phys-discuss.net/9/18021/2009/>.
- Shiraiwa, M., Pfrang, C., and Pöschl, U.: Kinetic multi-layer model of aerosol surface and bulk chemistry (KM-SUB): the influence of interfacial transport and bulk diffusion on the oxidation of oleic acid by ozone, in preparation, 2010.
- Smith, G. D., Woods, E., DeForest, C. L., Baer, T., and Miller, R. E.: Reactive uptake of ozone by oleic acid aerosol particles: Application of single-particle mass spectrometry to heterogeneous reaction kinetics, *J. Phys. Chem. A*, 106, 8085–8095, doi:10.1021/jp020527t, 2002.
- Smith, G. D., Woods, E., Baer, T., and Miller, R. E.: Aerosol uptake described by numerical solution of the diffusion – Reaction equations in the particle, *J. Phys. Chem. A*, 107, 9582–9587, doi:10.1021/jp021843a, 2003.
- Springmann, M., Knopf, D. A., and Riemer, N.: Detailed heterogeneous chemistry in an

urban plume box model: reversible co-adsorption of O₃, NO₂, and H₂O on soot coated with benzo[a]pyrene, *Atmos. Chem. Phys.*, 9, 7461–7479, 2009, <http://www.atmos-chem-phys.net/9/7461/2009/>.

Thornberry, T. and Abbatt, J. P. D.: Heterogeneous reaction of ozone with liquid unsaturated fatty acids: detailed kinetics and gas-phase product studies, *Phys. Chem. Chem. Phys.*, 6, 84–93, doi:10.1039/b310149e, 2004.

Titov, V. N., Konovalova, G. G., Lisitsyn, D. M., Razumovskii, S. D., Nezhdanova, I. B., and Kukharchuk, V. V.: Kinetics of fatty acid oxidation in low density lipoproteins evaluated by registration of the oxidizer consumption and reaction product yield, *B. Exp. Biol. Med.*, 140, 38–40, 2005.

Vesna, O., Kalberer, M., and Ammann, M.: Formation of hydrogen peroxide in the ozonolysis of mixed oleic acid – NaCl aerosol particles under humid conditions. Abstracts of Papers, 235th ACS National Meeting, New Orleans, LA, United States, 6–10 April, 2008a.

Vesna, O., Sjogren, S., Weingartner, E., Samburova, V., Kalberer, M., Gäggeler, H. W., and Ammann, M.: Changes of fatty acid aerosol hygroscopicity induced by ozonolysis under humid conditions, *Atmos. Chem. Phys.*, 8, 4683–4690, 2008, <http://www.atmos-chem-phys.net/8/4683/2008/>.

Vesna, O., Sax, M., Kalberer, M., Gaschen, A., and Ammann, M.: Product study of oleic acid ozonolysis as function of humidity, *Atmos. Environ.*, 43, 3662–3669, 2009.

Vieceli, J., Ma, O. L., and Tobias, D. J.: Uptake and Collision Dynamics of Gas Phase Ozone at Unsaturated Organic Interfaces, *J. Phys. Chem. A*, 108, 5806–5814, 2004.

Voss, L. F., Bazerbashi, M. F., Beekman, C. P., Hadad, C. M., Allen, H. C.: Oxidation of oleic acid at air/liquid interfaces, *J. Geophys. Res.-Atmos.*, 112(D6), D06209/1–D06209/9, 2007.

Wayne, R. P.: *Chemistry of Atmospheres*, third edition, Oxford University Press, Oxford, 2000.

Worsnop, D. R., Morris, J. W., Shi, Q., Davidovits, P., and Kolb, C. E.: A chemical kinetic model for reactive transformations of aerosol particles, *Geophys. Res. Lett.*, 29(20), 1996, doi:10.1029/2002GL015542, 2002.

Zahardis, J. and Petrucci, G. A.: The oleic acid-ozone heterogeneous reaction system: products, kinetics, secondary chemistry, and atmospheric implications of a model system - a review, *Atmos. Chem. Phys.*, 7, 1237–1274, 2007, <http://www.atmos-chem-phys.net/7/1237/2007/>.

Ziemann, P. J.: Aerosol products, mechanisms, and kinetics of heterogeneous reactions of ozone with oleic acid in pure and mixed particles, *Faraday Discuss.*, 130, 469–490, 2005.

Coupling aerosol surface and bulk chemistry with K2-SUB

C. Pfrang et al.

Title Page

Abstract

Introduction

Conclusions

References

Tables

Figures

⏪

⏩

◀

▶

Back

Close

Full Screen / Esc

Printer-friendly Version

Interactive Discussion

Table 1. Experimental conditions and results of laboratory studies investigating the reactive uptake of ozone by oleic acid (compare Tables 1 and 2 in Zahardis and Petrucci, 2007; Gonzalez-Labrada et al., 2007 and King et al., 2009a).

Method/ detection ^a	$r_p/\mu\text{m}$	$[\text{O}_3]/\text{cm}^{-3}$	Timescale/s	$k_{\text{SLR},X,Y}/\text{cm}^2\text{s}^{-1}$	γ_x	Reference
AFT/CIMS	0.3–0.5	2.5×10^{15}	4		$(7.5 \pm 1.2) \times 10^{-4}$	Hearn and Smith (2004)
AFT/AMS	0.1–0.3	2.5×10^{14}	7		$(1.6 \pm 0.2) \times 10^{-3}$	Morris et al. (2002)
AFT/Single particle MS	0.7–2.5	3.4×10^{15}	8		$(0.99 \pm 0.09) -$ $(7.3 \pm 1.5) \times 10^{-3b}$ $(5.8 - 9.8) \times 10^{-3c}$	Smith et al. (2002)
AFT/CIMS	0.3–0.6	$2.5 - 25 \times 10^{14}$	4		$(1.38 \pm 0.06) \times 10^{-3}$ $(8.8 \pm 0.5) \times 10^{-4d}$	Hearn et al. (2005)
EC/TDPBMS	0.2	7×10^{13}	~15		$(6.1 \pm 5) \times 10^{-4}$	Ziemann (2005)
AFT/AMS	1–15	2.5×10^{14}			$(1.25 \pm 0.2) \times 10^{-3}$	Katrib et al. (2005)
CFT/CIMS (O_3^-)	N/A	$2 - 4 \times 10^{12}$			$(0.64 \pm 0.05) \times 10^{-4e}$ $(7.9 \pm 0.3) \times 10^{-4f}$	Knopf et al. (2005)
CFT/CIMS (O_3^-)	500	1.0×10^{14}	0.1		$(5.2 \pm 0.1) \times 10^{-5e}$ $(8.3 \pm 0.02) \times$ 10^{-4f}	Moise and Rudich (2002)
CFT/CIMS (O_3^-)	25	$10^{11} - 10^{12}$	>0.1		$(8.0 \pm 1.0) \times 10^{-4}$	Thornberry and Abbatt (2004)
Monolayer on pendant drop/ST	N/A	$7 - 615 \times 10^{12}$	~500	4.9×10^{-11}	$(2.6 \pm 0.1) \times 10^{-6}$	Gonzalez- Labrada et al. (2007)
Deuterated monolayer on Langmuir trough/NR	N/A	$4.2 - 12 \times 10^{12}$	~6000	$(7.3 \pm 0.9) \times 10^{-11}$ and $(2.1 \pm 2.7) \times 10^{-12g}$	$\sim 4 \times 10^{-6}$	King et al. (2009a)

^a AFT: aerosol flow tube; CIMS: chemical ionisation mass spectrometry; CFT: coated flow tube; AMS: aerosol mass spectrometry; EC: environmental chamber; TDPBMS: thermal desorption particle beam mass spectrometry; MS: mass spectrometry; ST: surface tension measurement; NR: neutron reflectometry.

^b This corresponds to a radii range of monodisperse particles respectively from 2.45 μm to 680 nm with other values for different diameter particles given in the original work.

^c These are the corrected values when accounting for the diffusion of oleic acid; see original work for more details.

^d This is a corrected value accounting for oleic acid loss via secondary chemistry; see the original work for more details.

^e This value is for solid-phase oleic acid; see the original work for more details.

^f This value is liquid-phase oleic acid; see the original work for more details.

^g Two branches have been reported with the the dominating branch (branching ratio 0.86) being the faster reaction which leads to formation of surface active products (see King et al., 2009a, for more details).

Coupling aerosol surface and bulk chemistry with K2-SUB

C. Pfrang et al.

Title Page

Abstract

Introduction

Conclusions

References

Tables

Figures

◀

▶

◀

▶

Back

Close

Full Screen / Esc

Printer-friendly Version

Interactive Discussion

Table 2. Physico-chemical parameters investigated in the model simulations (base cases and sensitivity studies).

Model scenario	Run	$r_p/$ 10^{-5} m	$\alpha_{s,0,X}/$ 10^{-4}	$k_{d,X}/$ 10^2 s $^{-1}$	$D_{b,X}/$ 10^{-5} cm 2 s $^{-1}$	$D_{b,Y}/$ 10^{-10} cm 2 s $^{-1}$	$k_{s,b,X}/$ 10^3 s $^{-1}$	$k_{SLR,X,Y}/$ 10^{-12} cm 2 s $^{-1}$	$k_{BR,X,Y}/$ 10^{-16} cm 3 s $^{-1}$
Base case 1 (BC1)	1	2	4.2	1	1	1	9.8	6	17
Bulk reaction only	2	2	4.2	1	1	1	9.8	0	17
Surface reaction only	3	2	4.2	1	1	1	9.8	6	0
$k_{SLR,X,Y}/10$	4	2	4.2	1	1	1	9.8	0.6	17
$k_{SLR,X,Y} \times 10$	5	2	4.2	1	1	1	9.8	60	17
$k_{BR,X,Y} \times 10$	6	2	4.2	1	1	1	9.8	6	170
$k_{BR,X,Y}/10$	7	2	4.2	1	1	1	9.8	6	1.7
$H_{cp,X}/10$	8	2	4.2	1	1	1	9.8	6	17
$H_{cp,X} \times 8$	9	2	4.2	1	1	1	9.8	6	17
$[X]_{gs}/10$	10	2	4.2	1	1	1	9.8	6	17
$[X]_{gs} \times 10$	11	2	4.2	1	1	1	9.8	6	17
$D_{b,X}/10$	12	2	4.2	1	0.1	1	9.8	6	17
$D_{b,X} \times 10$	13	2	4.2	1	10	1	9.8	6	17
$D_{b,Y} \times 10^3$	14	2	4.2	1	1	1000	9.8	6	17
$r_p \times 5$	15	10	4.2	1	1	1	9.8	6	17
$r_p/2$	16	1	4.2	1	1	1	9.8	6	17
$r_p/4$	17	0.5	4.2	1	1	1	9.8	6	17
$k_{d,X}/2; \alpha_{s,0,X}/2$	18	2	2.1	0.5	1	1	9.8	6	17
$k_{d,X} \times 2; \alpha_{s,0,X} \times 2$	19	2	8.4	2	1	1	9.8	6	17
$k_{s,b,X}/2; \alpha_{s,0,X} \times 2$	20	2	8.4	1	1	1	4.9	6	17
$k_{s,b,X} \times 2; \alpha_{s,0,X}/2$	21	2	2.1	1	1	1	19.6	6	17
Surface reaction only to match experiment	22	2	4.2	1	1	1	9.8	10	0
Bulk reaction only to match experiment	23	2	4.2	1	1	1	9.8	0	18

Coupling aerosol surface and bulk chemistry with K2-SUB

C. Pfrang et al.

Title Page

Abstract

Introduction

Conclusions

References

Tables

Figures

◀

▶

◀

▶

Back

Close

Full Screen / Esc

Printer-friendly Version

Interactive Discussion

Table 2. Continued.

Model scenario	Run	$r_p/$ 10^{-5} m	$\alpha_{s,0,x}/$ 10^{-4}	$k_{d,x}/$ 10^2 s^{-1}	$D_{b,x}/$ $10^{-5} \text{ cm}^2 \text{ s}^{-1}$	$D_{b,y}/$ $10^{-10} \text{ cm}^2 \text{ s}^{-1}$	$k_{s,b,x}/$ 10^4 s^{-1}	$k_{\text{SLR},X,Y}/$ $10^{-12} \text{ cm}^2 \text{ s}^{-1}$	$k_{\text{BR},X,Y}/$ $10^{-16} \text{ cm}^3 \text{ s}^{-1}$
Base case 2 (BC2)	24	2	8.5	10	1	1	48.5	6	0.5
Bulk reaction only	25	2	8.5	10	1	1	48.5	0	0.5
Surface reaction only	26	2	8.5	10	1	1	48.5	6	0
$k_{\text{SLR},X,Y}/10$	27	2	8.5	10	1	1	48.5	0.6	0.5
$k_{\text{SLR},X,Y} \times 10$	28	2	8.5	10	1	1	48.5	60	0.5
$k_{\text{BR},X,Y} \times 10$	29	2	8.5	10	1	1	48.5	6	5
$k_{\text{BR},X,Y}/10$	30	2	8.5	10	1	1	48.5	6	0.05
$H_{\text{cp},X}/10$	31	2	8.5	10	1	1	48.5	6	0.5
$H_{\text{cp},X} \times 8$	32	2	8.5	10	1	1	48.5	6	0.5
$[X]_{\text{gs}}/10$	33	2	8.5	10	1	1	48.5	6	0.5
$[X]_{\text{gs}} \times 10$	34	2	8.5	10	1	1	48.5	6	0.5
$D_{b,x}/10$	35	2	8.5	10	0.1	1	48.5	6	0.5
$D_{b,x} \times 10$	36	2	8.5	10	10	1	48.5	6	0.5
$D_{b,y} \times 10^3$	37	2	8.5	10	1	1000	48.5	6	0.5
$r_p \times 5$	38	10	8.5	10	1	1	48.5	6	0.5
$r_p/2$	39	1	8.5	10	1	1	48.5	6	0.5
$r_p/4$	40	0.5	8.5	10	1	1	48.5	6	0.5
$k_{d,x}/2; \alpha_{s,0,x}/2$	41	2	4.25	5	1	1	48.5	6	0.5
$k_{d,x} \times 2; \alpha_{s,0,x} \times 2$	42	2	17	20	1	1	48.5	6	0.5
$k_{s,b,x}/2; \alpha_{s,0,x} \times 2$	43	2	17	10	1	1	24.3	6	0.5
$k_{s,b,x} \times 2; \alpha_{s,0,x}/2$	44	2	4.25	10	1	1	97	6	0.5
Surface reaction only to match experiment	45	2	8.5	10	1	1	48.5	10	0
Bulk reaction only to match experiment	46	2	8.5	10	1	1	48.5	0	1.2

Coupling aerosol surface and bulk chemistry with K2-SUB

C. Pfrang et al.

Title Page

Abstract

Introduction

Conclusions

References

Tables

Figures

◀

▶

◀

▶

Back

Close

Full Screen / Esc

Printer-friendly Version

Interactive Discussion

Table A. List of symbols.

Symbol	Meaning	SI Unit
$\alpha_{s,0,X}$	initial surface accommodation coefficient of X	
$\alpha_{s,X}$	surface accommodation coefficient of X	
Υ_X	uptake coefficient of X (normalized by gas kinetic flux of surface collisions)	
$\Gamma_{b,X}$	resistor model conductance of particle bulk diffusion and reaction of X	
$\Gamma_{g,X}$	resistor model conductance of gas phase diffusion of X	
$\Gamma_{s,X}$	resistor model conductance of surface reaction of X	
$\Gamma_{s,b,X}$	resistor model conductance of surface-bulk transfer of X	
δ_X	effective molecular diameter of X	m
δ_Y	effective molecular diameter of Y	m
$\sigma_{s,X}$	molecular cross section of X in the sorption layer	m ²
$\sigma_{ss,Y}$	molecular cross section of Y in the quasi-static layer	m ²
$\tau_{d,X}$	desorption lifetime of X	s
ω_X	mean thermal velocity of X in the gas phase	m s ⁻¹
A_{ss}	Particle surface area ($A_{ss}=4 \pi r_p^2$)	m ²
$C_{b,rd,X}$	reacto-diffusive geometry correction factor of X	
$C_{g,X}$	gas phase diffusion correction factor of X	
$D_{b,X}$	particle bulk diffusion coefficient of X	m ² s ⁻¹

Coupling aerosol surface and bulk chemistry with K2-SUB

C. Pfrang et al.

[Title Page](#)
[Abstract](#)
[Introduction](#)
[Conclusions](#)
[References](#)
[Tables](#)
[Figures](#)




[Back](#)
[Close](#)
[Full Screen / Esc](#)
[Printer-friendly Version](#)
[Interactive Discussion](#)

Table A. Continued.

Symbol	Meaning	SI Unit
$D_{g,X}$	gas phase diffusion coefficient of X	$\text{m}^2 \text{s}^{-1}$
$H_{cp,X}$	Henry's law coefficient of X (concentration/pressure)	$\text{mol m}^{-3} \text{Pa}^{-1}$
$J_{ads,X}, J_{des,X}$	flux of adsorption and desorption of X	$\text{m}^{-2} \text{s}^{-1}$
$J_{b,rd,X}$	reacto-diffusive flux of X in the particle bulk	$\text{m}^{-2} \text{s}^{-1}$
$J_{b,s,X}, J_{s,b,X}$	flux of bulk-surface and surface-bulk transfer of X (sorption layer)	$\text{m}^{-2} \text{s}^{-1}$
$J_{b,ss,Y}, J_{ss,b,Y}$	flux of bulk-surface and surface-bulk transfer of Y (quasi-static layer)	$\text{m}^{-2} \text{s}^{-1}$
$J_{coll,X}$	gas kinetic flux of X colliding with the surface	$\text{m}^{-2} \text{s}^{-1}$
$J_{s,b,net,X}$	net flux of surface-bulk transfer of X	$\text{m}^{-2} \text{s}^{-1}$
$k_{a,X}$	first-order adsorption rate coefficient of X	m s^{-1}
$k_{a,0,X}$	first-order adsorption rate coefficient of X on an adsorbate-free surface	m s^{-1}
$k_{b,X}$	pseudo-first-order rate coefficient for chemical loss of X in the particle bulk	s^{-1}
$k_{b,s,X}$	first-order rate coefficient for bulk-to-surface transfer of X	m s^{-1}
$k_{b,ss,Y}$	first-order rate coefficient for bulk-to-surface transfer of Y	m s^{-1}
$k_{d,X}$	first-order desorption rate coefficient of X	s^{-1}
$k_{BR,X,Y}$	second order bulk reaction rate coefficient	$\text{m}^3 \text{s}^{-1}$

Title Page

Abstract

Introduction

Conclusions

References

Tables

Figures

⏪

⏩

◀

▶

Back

Close

Full Screen / Esc

Printer-friendly Version

Interactive Discussion



Table A. Continued.

Symbol	Meaning	SI Unit
$k_{s,X}$	pseudo-first-order rate coefficient for chemical loss of X in the sorption layer	s^{-1}
$k_{s,b,X}$	first-order rate coefficient for surface-to-bulk transfer of X	s^{-1}
$k_{s,b,net,X}$	pseudo-first-order rate coefficient for net surface-to-bulk transfer of X	s^{-1}
$k_{ss,Y}$	pseudo-first-order rate coefficient for chemical loss of Y in the quasi-static surface layer	s^{-1}
$k_{ss,b,Y}$	first-order rate coefficients for surface-bulk transfer of Y	s^{-1}
$k_{SLR,X,Y}$	second-order rate coefficient for surface layer reactions of X with Y	$m^2 s^{-1}$
$K'_{ads,X}$	effective adsorption equilibrium constant of X	m^3
$K_{sol,cp,X}$	solubility or gas-particle partitioning coefficient of X	$mol m^{-3} Pa^{-1}$
$K_{sol,cc,X}$	dimensionless solubility or gas-particle partitioning coefficient of X	
$L_{b,Y}$	chemical loss rate (concentration-based) of Y in the bulk	$m^{-3} s^{-1}$
$L_{b,Y}^*$	absolute chemical loss rate of Y in the bulk	s^{-1}
$l_{rd,X}$	reacto-diffusive length for X in the particle bulk	m
$L_{s,X}$	chemical loss rate (concentration-based) of X on the surface	$m^{-2} s^{-1}$
$L_{ss,Y}$	chemical loss rate (concentration-based) of Y on the surface	$m^{-2} s^{-1}$
$L_{ss,Y}^*$	absolute chemical loss rate of Y in the bulk	s^{-1}

Coupling aerosol surface and bulk chemistry with K2-SUB

C. Pfrang et al.

[Title Page](#)
[Abstract](#)
[Introduction](#)
[Conclusions](#)
[References](#)
[Tables](#)
[Figures](#)
[Back](#)
[Close](#)
[Full Screen / Esc](#)
[Printer-friendly Version](#)
[Interactive Discussion](#)


Table A. Continued.

Symbol	Meaning	SI Unit
R	gas constant	$\text{JK}^{-1} \text{mol}^{-1}$
r_p	particle radius	m
$[\text{SS}]_{\text{ss}}$	sorption site surface concentration	m^{-2}
T	absolute temperature	K
V_b	volume of the particle bulk ($V_b = 4/3 \pi (r_p - \delta_Y)^3$)	m^3
V_p	total particle volume ($V_p = 4/3 \pi r_p^3$)	m^3
X	volatile molecular species	
$[\text{X}]_b$	particle bulk number concentration of X	m^{-3}
$[\text{X}]_{\text{bs}}$	near-surface particle bulk number concentration of X	m^{-3}
$[\text{X}]_{b,\text{max}}$	maximum particle bulk number concentration of X	m^{-3}
$[\text{X}]_g$	gas phase number concentration of X	m^{-3}
$[\text{X}]_{\text{gs}}$	near-surface gas phase number concentration of X	m^{-3}
$[\text{X}]_s$	surface number concentration of X (sorption layer)	m^{-2}
$[\text{X}]_{s,\text{max}}$	maximum surface number concentration of X (sorption layer)	m^{-2}
Y	non-volatile molecular species	
$[\text{Y}]_{\text{ss}}$	surface number concentration of Y (quasi-static layer)	m^{-2}
$[\text{Y}]_{\text{ss},0}$	initial surface number concentration of Y (quasi-static layer)	m^{-2}
$[\text{Y}]_{\text{ss},\text{max}}$	max. surface number concentration of Y (quasi-static layer)	m^{-2}

Title Page

Abstract

Introduction

Conclusions

References

Tables

Figures

◀

▶

◀

▶

Back

Close

Full Screen / Esc

Printer-friendly Version

Interactive Discussion



**Coupling aerosol
surface and bulk
chemistry with
K2-SUB**

C. Pfrang et al.

Table A. Continued.

Symbol	Meaning	SI Unit
$[Y]_b$	average concentration of Y across the whole particle bulk (including near-surface bulk)	m^{-2}
$[Y]_{b,0}$	initial concentration of Y across the whole particle bulk (including near-surface bulk)	m^{-2}
$[Y]_{b,max}$	max. concentration of Y across the whole particle bulk (including near-surface bulk)	m^{-2}

[Title Page](#)[Abstract](#)[Introduction](#)[Conclusions](#)[References](#)[Tables](#)[Figures](#)[I◀](#)[▶I](#)[◀](#)[▶](#)[Back](#)[Close](#)[Full Screen / Esc](#)[Printer-friendly Version](#)[Interactive Discussion](#)

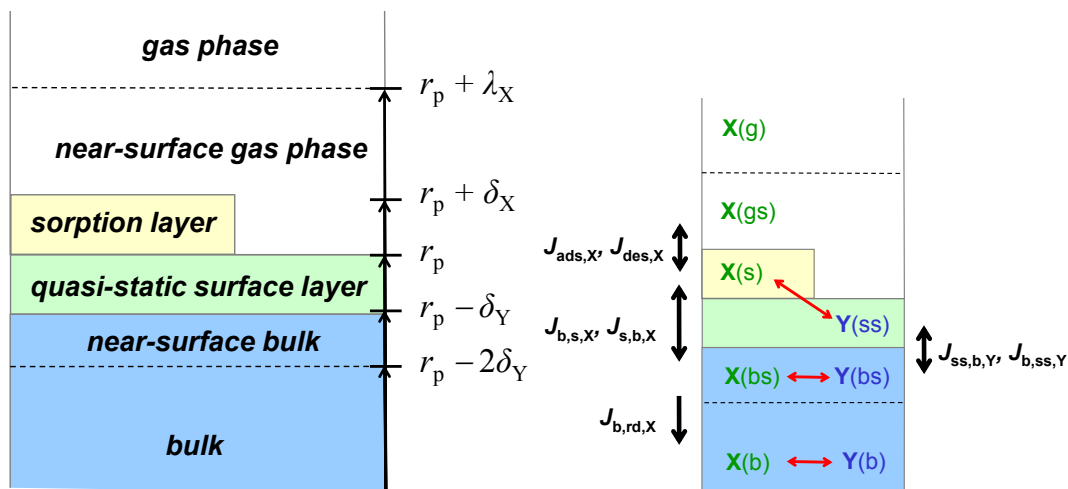


Fig. 1. Kinetic double-layer surface model (K2–SUB): **(a)** model compartments and distances from the particle centre; **(b)** model species, transport fluxes (black arrows) and chemical reactions (red arrows). r_p is the particle radius, δ_X and δ_Y are the effective molecular diameters and molecular layer thicknesses for volatile species X and non-volatile species Y, respectively; λ_X is the mean free path of X in the gas phase.

Coupling aerosol surface and bulk chemistry with K2-SUB

C. Pfrang et al.

Title Page

Abstract

Introduction

Conclusions

References

Tables

Figures

◀

▶

◀

▶

Back

Close

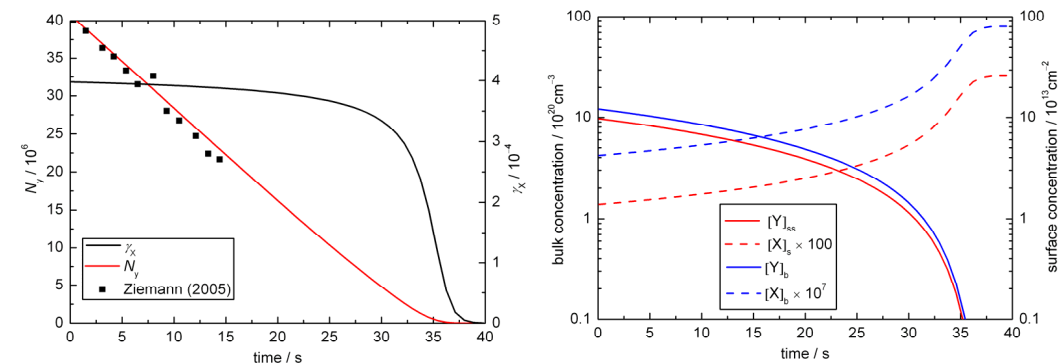
Full Screen / Esc

Printer-friendly Version

Interactive Discussion

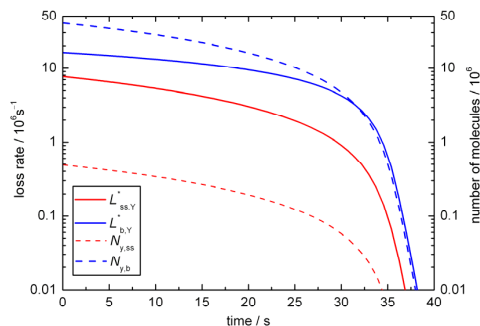
Coupling aerosol surface and bulk chemistry with K2-SUB

C. Pfrang et al.



(a)

(b)



(c)

Fig. 2. Temporal evolution of aerosol particle composition and kinetic parameters in base case 1 (BC1; $X=O_3$, Y =oleic acid): **(a)** ozone uptake coefficient (γ_x) and total number of oleic acid molecules (N_y ; symbols indicate experimental data from Ziemann, 2005); **(b)** surface and bulk concentrations (square brackets); **(c)** numbers of oleic acid molecules at the surface and in the bulk of the particle ($N_{y,ss}$, $N_{y,b}$) and corresponding absolute loss rates ($L_{\text{ss},Y}^* = L_{\text{ss},Y} \times A_{\text{ss}}$, $L_{\text{b},Y}^* = L_{\text{b},Y} \times V_{\text{b}}$).

Title Page

Abstract

Introduction

Conclusions

References

Tables

Figures

◀

▶

◀

▶

Back

Close

Full Screen / Esc

Printer-friendly Version

Interactive Discussion

Coupling aerosol surface and bulk chemistry with K2-SUB

C. Pfrang et al.

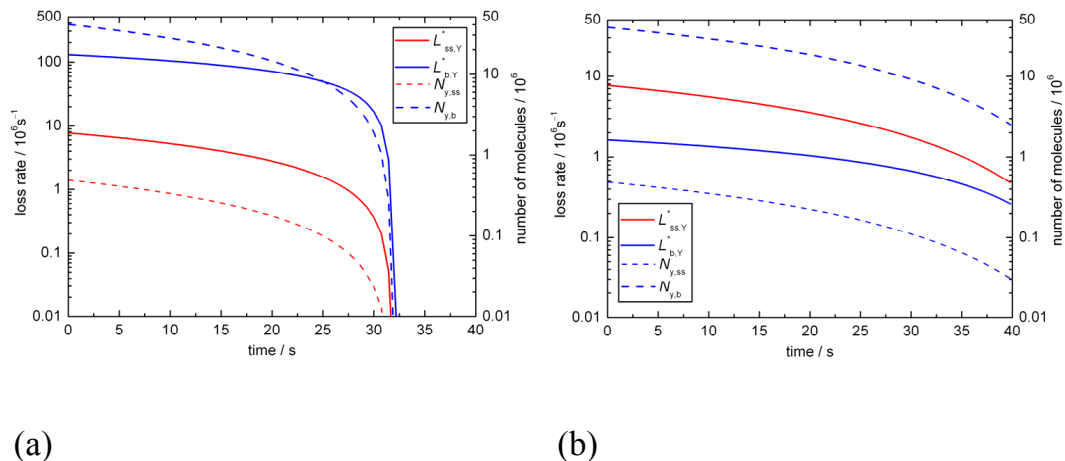


Fig. 3. Temporal evolution of aerosol particle composition and kinetic parameters in sensitivity studies for BC1 with $K_{\text{sol,cp,X}}$ **(a)** eight fold above the literature value and **(b)** ten fold below. Plots are analogous to Fig. 2c.

Title Page

Abstract

Introduction

Conclusions

References

Tables

Figures

◀

▶

◀

▶

Back

Close

Full Screen / Esc

Printer-friendly Version

Interactive Discussion

Coupling aerosol surface and bulk chemistry with K2-SUB

C. Pfrang et al.

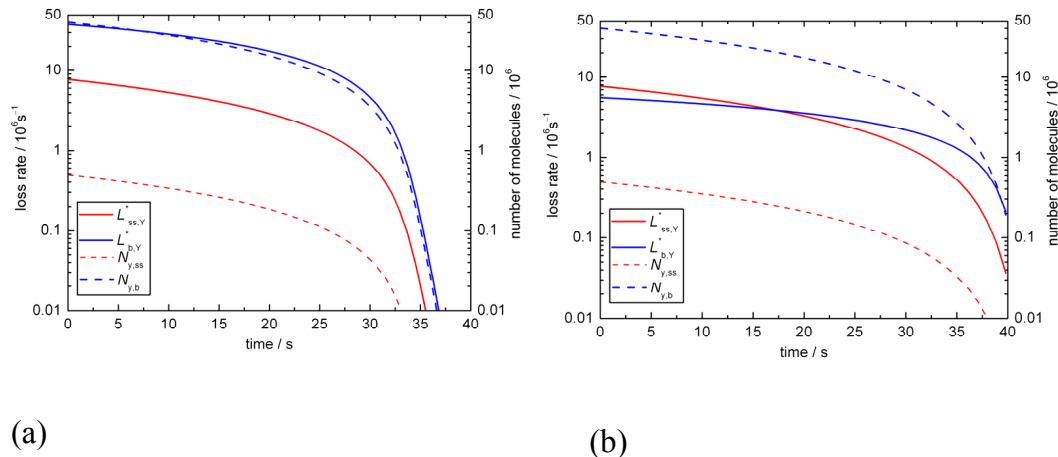


Fig. 4. Temporal evolution of aerosol particle composition and kinetic parameters in sensitivity studies for BC1 with $D_{b,X}$ **(a)** ten fold above the literature value and **(b)** ten fold below. Plots are analogous to Fig. 2c.

Title Page

Abstract

Introduction

Conclusions

References

Tables

Figures

◀

▶

◀

▶

Back

Close

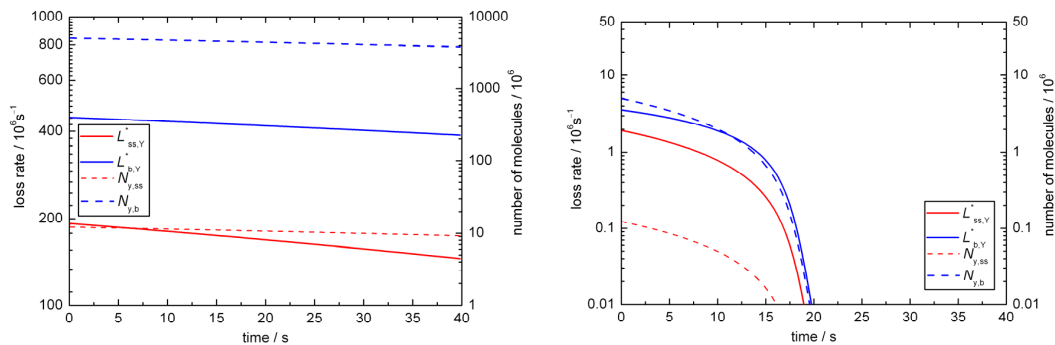
Full Screen / Esc

Printer-friendly Version

Interactive Discussion

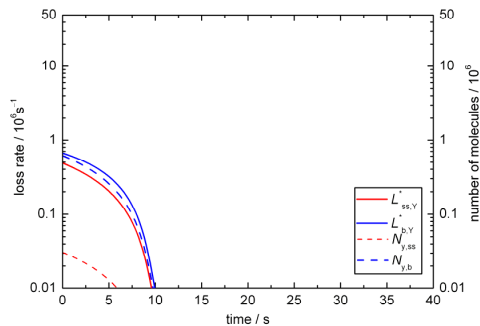
Coupling aerosol surface and bulk chemistry with K2-SUB

C. Pfrang et al.



(a)

(b)



(c)

Fig. 5. Temporal evolution of aerosol particle composition and kinetic parameters in sensitivity studies for BC1 with a range of droplet radii: **(a)** 1000 nm, **(b)** 100 nm and **(c)** 50 nm. Plots are analogous to Fig. 2c.

Title Page

Abstract

Introduction

Conclusions

References

Tables

Figures

◀

▶

◀

▶

Back

Close

Full Screen / Esc

Printer-friendly Version

Interactive Discussion

Coupling aerosol surface and bulk chemistry with K2-SUB

C. Pfrang et al.

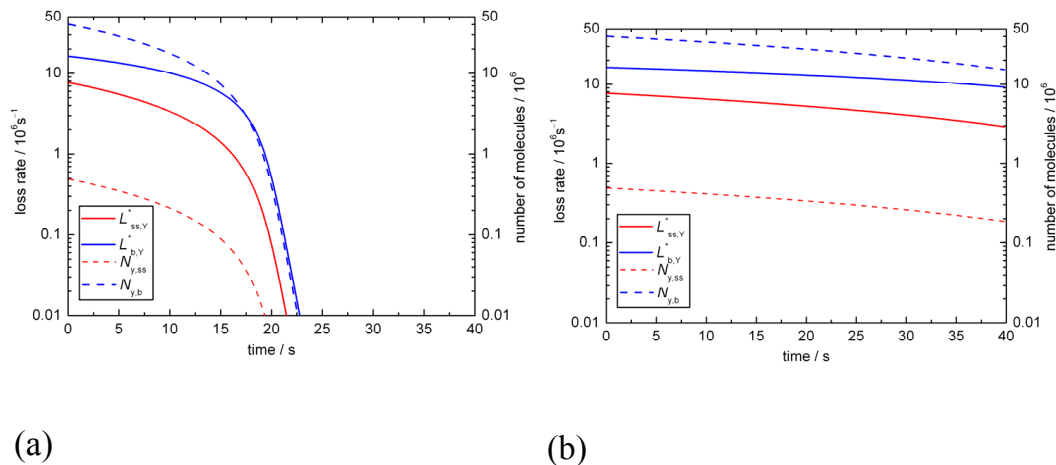


Fig. 6. Temporal evolution of aerosol particle composition and kinetic parameters in sensitivity studies for BC1 for **(a)** doubling and **(b)** halving $\alpha_{s,0,X}$ (while compensating with $k_{d,X}$ to maintain agreement with the experimental Henry's law coefficient $H_{cp,X}$). Plots are analogous to Fig. 2c.

Title Page

Abstract

Introduction

Conclusions

References

Tables

Figures

◀

▶

◀

▶

Back

Close

Full Screen / Esc

Printer-friendly Version

Interactive Discussion

Coupling aerosol surface and bulk chemistry with K2-SUB

C. Pfrang et al.

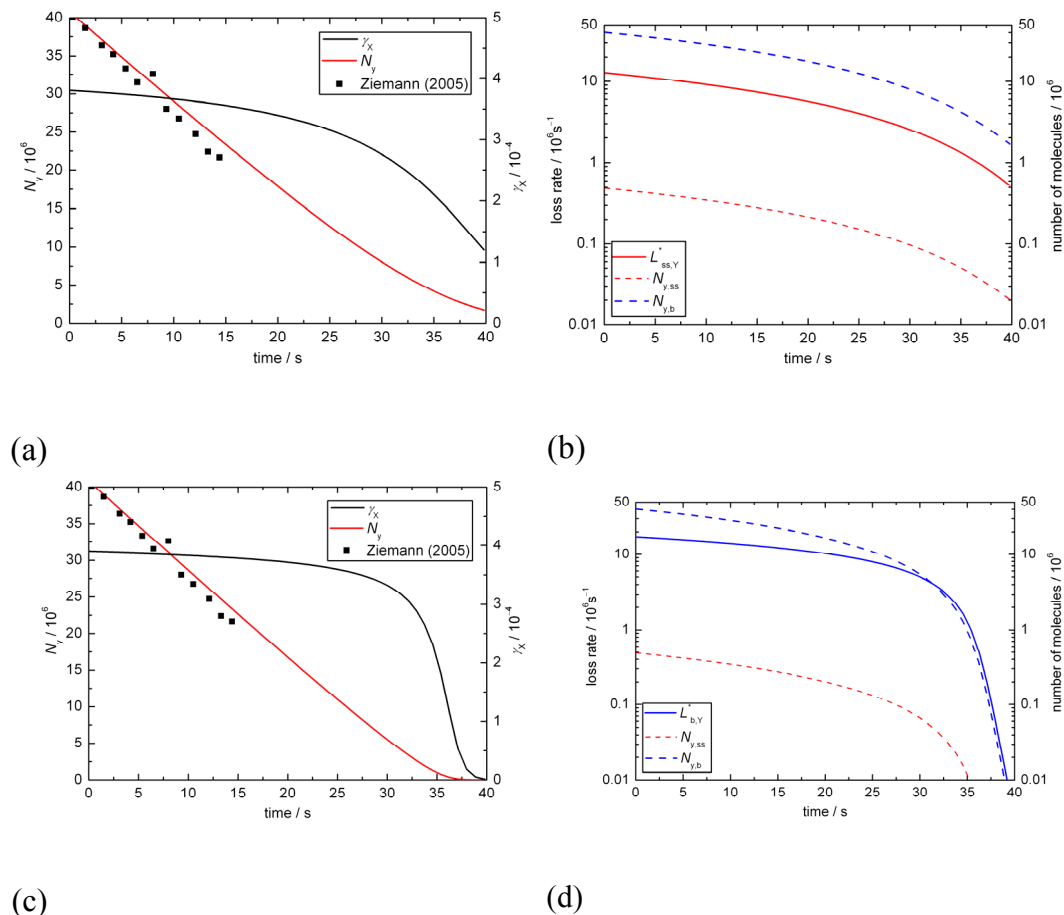


Fig. 7. Temporal evolution of aerosol particle composition and kinetic parameters in sensitivity studies for BC1 with chemical reaction occurring only at the surface **(a)–(b)** or only in the bulk **(c)–(d)**. Plots are analogous to Figs. 2a and c.

27017

Title Page

Abstract

Introduction

Conclusions

References

Tables

Figures

◀

▶

◀

▶

Back

Close

Full Screen / Esc

Printer-friendly Version

Interactive Discussion

Coupling aerosol surface and bulk chemistry with K2-SUB

C. Pfrang et al.

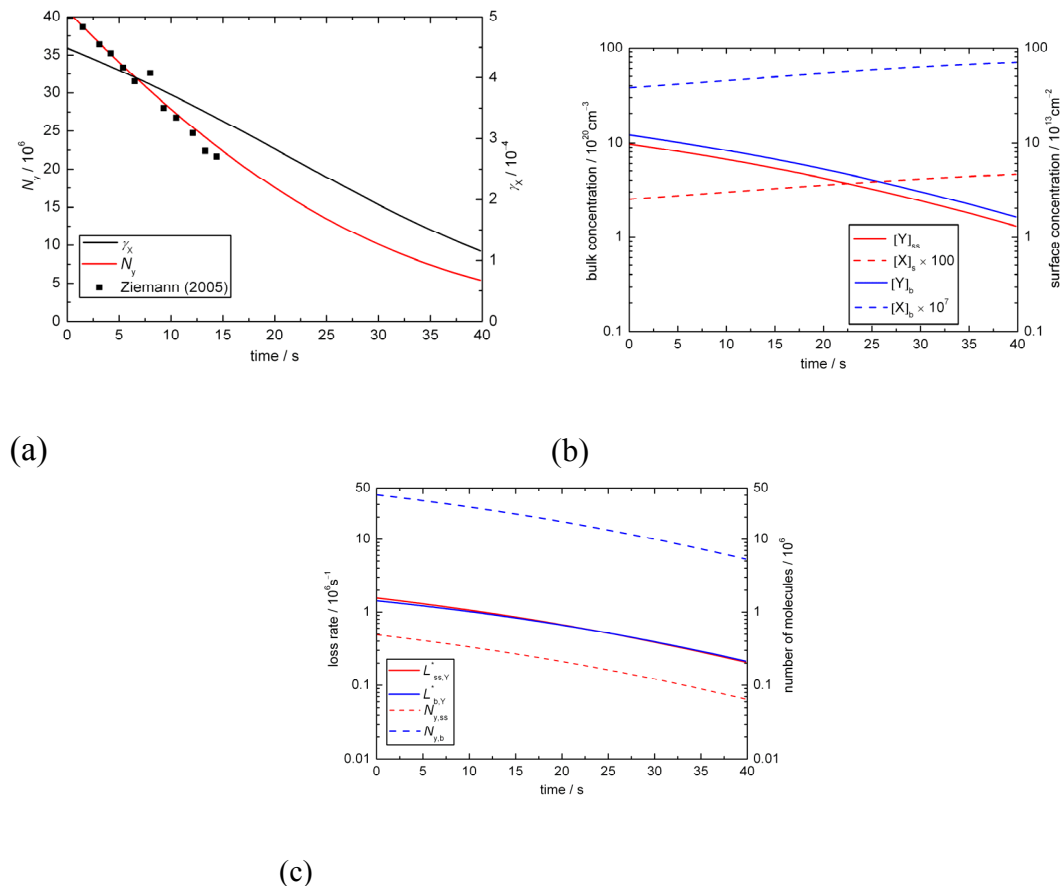


Fig. 8. Temporal evolution of aerosol particle composition and kinetic parameters in base case 2 (BC2; X=O₃, Y=oleic acid): **(a)** ozone uptake coefficient (γ_X) and total number of oleic acid molecules (N_Y ; symbols indicate experimental data from Ziemann, 2005); **(b)** surface and bulk concentrations (square brackets); **(c)** numbers of oleic acid molecules at the surface and in the bulk of the particle ($N_{Y,ss}$, $N_{Y,b}$) and corresponding absolute loss rates ($L_{\text{ss},Y}^* = L_{\text{ss},Y} \times A_{\text{ss}}$, $L_{\text{b},Y}^* = L_{\text{b},Y} \times V_{\text{b}}$).

Title Page

Abstract

Introduction

Conclusions

References

Tables

Figures

◀

▶

◀

▶

Back

Close

Full Screen / Esc

Printer-friendly Version

Interactive Discussion

Coupling aerosol surface and bulk chemistry with K2-SUB

C. Pfrang et al.

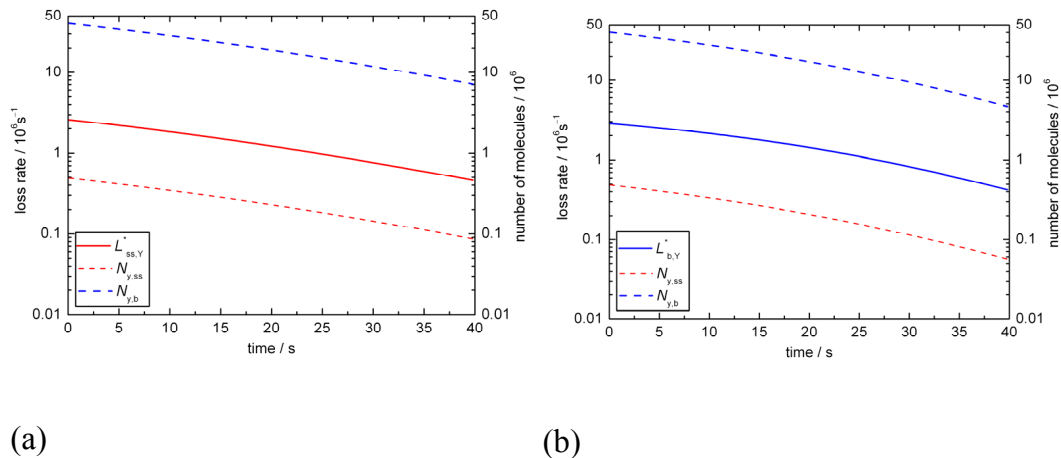


Fig. 9. Temporal evolution of aerosol particle composition and kinetic parameters in sensitivity studies for BC2 with chemical reaction occurring **(a)** only at the surface or **(b)** only in the bulk. Plots are analogous to Fig. 2c.

Title Page

Abstract

Introduction

Conclusions

References

Tables

Figures

◀

▶

◀

▶

Back

Close

Full Screen / Esc

Printer-friendly Version

Interactive Discussion