

This discussion paper is/has been under review for the journal *Atmospheric Chemistry and Physics (ACP)*. Please refer to the corresponding final paper in *ACP* if available.

**The impact of
aerosols on polarized
sky radiance**

C. Emde et al.

The impact of aerosols on polarized sky radiance: model development, validation, and applications

C. Emde¹, R. Buras¹, B. Mayer¹, and M. Blumthaler²

¹Institut für Physik der Atmosphäre, Deutsches Zentrum für Luft- und Raumfahrt (DLR), Oberpfaffenhofen, 82234 Wessling, Germany

²Sektion für Biomedizinische Physik, Medizinische Universität Innsbruck, Innsbruck, Austria

Received: 6 May 2009 – Accepted: 17 August 2009 – Published: 28 August 2009

Correspondence to: C. Emde (claudia.emde@dlr.de)

Published by Copernicus Publications on behalf of the European Geosciences Union.

Title Page

Abstract

Introduction

Conclusions

References

Tables

Figures

◀

▶

◀

▶

Back

Close

Full Screen / Esc

Printer-friendly Version

Interactive Discussion



Abstract

Although solar radiation initially is unpolarized when entering the Earth's atmosphere, it is polarized by scattering processes with molecules, water droplets, ice crystals, and aerosols. Hence, measurements of the polarization state of radiation can be used to improve remote sensing of aerosols and clouds. The analysis of polarized radiance measurements requires an accurate radiative transfer model. To this end, a new efficient and flexible three-dimensional Monte Carlo code to compute polarized radiances has been developed and implemented into MYSTIC (Monte Carlo code for the phYSically correct Tracing of photons In Cloudy atmospheres). Unlike discrete ordinate methods the Monte Carlo approach allows to handle the scattering phase matrices of aerosol and cloud particles accurately, i.e. without any approximations except the inherent statistical noise. The study presented in this paper shows that this is important, especially in order to simulate scattering by aerosols and cloud droplets in the ultraviolet wavelength region. The commonly used Delta-M approximation may cause large errors not only in the calculated intensity but also in the degree of polarization. The polarized downwelling radiation field is calculated for various aerosol types showing the high sensitivity of polarized ultraviolet radiances to the particle microphysics. Model simulations are compared to ground based measurements and found to be generally in good agreement. This comparison shows that there is a high potential to retrieve information about the aerosol type from polarized radiance measurements.

1 Introduction

The effect of aerosols on the Earth's climate is considered as one of the largest uncertainties in our understanding of climate change (IPCC, 2007). Aerosols can affect the Earth's climate directly by scattering and absorbing solar and terrestrial radiation, or indirectly by altering cloud properties. Precise information is needed on aerosol microphysical properties such as size distribution, particle shape, refractive index, and

ACPD

9, 17753–17791, 2009

The impact of aerosols on polarized sky radiance

C. Emde et al.

Title Page

Abstract

Introduction

Conclusions

References

Tables

Figures

⏪

⏩

◀

▶

Back

Close

Full Screen / Esc

Printer-friendly Version

Interactive Discussion



chemical composition and on the resulting optical properties (optical thickness, single scattering albedo, and the scattering matrix) in order to quantify the aerosol impact on climate. Since there are many different aerosol types and substantial spatial and temporal variations, the retrieval of aerosol optical properties is difficult even with multiple constraints as provided by multispectral radiance measurements. Polarization measurements are highly sensitive to particle microphysics (Hansen and Travis, 1974; Boeschke et al., 2006) and can help to resolve this problem because they provide additional uncorrelated constraints for the retrieval.

Several ground based polarized radiance measurement methods exist. All-sky imaging systems have been developed to measure the polarized radiance distribution, such measurement systems are described in for instance Liu and Voss (1997), Kreuter et al. (2009) and references therein. A scanning radiometer has been applied to measure polarized UV radiances (Blumthaler et al., 2008) in the solar principal plane and in the almucantar plane. This radiometer can measure the angular radiance distribution including the region about the forward scattering peak accurately. Therefore the measurements have a high potential to measure not only the aerosol optical thickness but also the type of aerosol.

Polarized solar radiance is also measured from space. The POLarization and Directionality of Earth Reflectances (POLDER) instrument (Deschamps et al., 1994) which operated from 1996 to 1997 provided the first global measurements of the spectral, directional, and polarization characteristics of solar radiation reflected by the Earth-atmosphere system. The NASA Glory mission (Mishchenko et al., 2007) which is scheduled for launch in July 2009 will carry an Aerosol Polarimeter Sensor (APS) to determine aerosol and cloud properties. The APS sensor will provide high precision measurements of polarized reflectances in 9 narrow spectral bands between 412 and 2250 nm and in 240 viewing directions.

The detailed analysis of ground based as well as space borne measurements requires an accurate radiative transfer model. Most vector radiative transfer models are based on explicit methods like the discrete ordinate methods (Coulson et al., 1960;

The impact of aerosols on polarized sky radiance

C. Emde et al.

[Title Page](#)[Abstract](#)[Introduction](#)[Conclusions](#)[References](#)[Tables](#)[Figures](#)[◀](#)[▶](#)[◀](#)[▶](#)[Back](#)[Close](#)[Full Screen / Esc](#)[Printer-friendly Version](#)[Interactive Discussion](#)

The impact of aerosols on polarized sky radiance

C. Emde et al.

de Haan et al., 1987; Evans and Stephens, 1991; Schulz et al., 1999; Emde et al., 2004) which rely on a Legendre decomposition of the phase matrices. These methods can not handle the scattering phase matrices of e.g. large aerosol particles because the number of required Legendre terms becomes very large in the ultra-violet and visible wavelength region, resulting in extremely large differential equation systems. The number of Legendre terms can be reduced to a reasonable amount with the help of the commonly used Delta-M method (Wiscombe, 1977). However, this approximation is not accurate, especially in the forward scattering region. Discrete ordinate methods are also quite inefficient when they are applied to a three-dimensional atmosphere including detailed cloud structures.

Monte Carlo methods can consider accurate phase matrices and three-dimensional atmospheres without numerical problems. So far there are only a few Monte Carlo codes that consider polarization. Collins et al. (1972) developed an efficient code in the 1970s, but at this time computing power allowed to use the code only for simple atmospheres with only a few layers. The model by Davis et al. (2005) has been developed for the millimeter and submillimeter wavelength region, e.g. it can not be applied for solar radiative transfer. Besides MYSTIC only the model by Cornet et al. (2009) that has been developed recently is able to perform 3-D polarized radiative transfer calculations in the UV/visible wavelength region.

This study describes the newly developed Monte Carlo code, it shows a validation and several simulations of polarized sky radiances. Simulations are shown for pure Rayleigh atmospheres, for different aerosol types, and for a water cloud. The error caused by applying the Delta-M method of the phase matrix is investigated. Model simulations are compared to ground based polarized radiance measurements that were taken in Izana, Tenerife, in June 2005.

[Title Page](#)[Abstract](#)[Introduction](#)[Conclusions](#)[References](#)[Tables](#)[Figures](#)[⏪](#)[⏩](#)[◀](#)[▶](#)[Back](#)[Close](#)[Full Screen / Esc](#)[Printer-friendly Version](#)[Interactive Discussion](#)

2 Methodology

The radiative transfer model MYSTIC (Monte Carlo code for the phYSically correct Tracing of photons In Cloudy atmospheres; Mayer (2009)) is used for this study. MYSTIC is operated as one of several radiative transfer solvers of the libRadtran radiative transfer package (Mayer and Kylling, 2005). Originally, MYSTIC was developed as a forward tracing method for the calculation of irradiances and radiances in 3-D plane-parallel atmospheres. Recently, the model has been extended to include spherical geometry and a backward tracing mode (Emde and Mayer, 2007). For this study, the model has been further extended to include polarized radiation due to scattering by randomly oriented particles, i.e. clouds, aerosols, and molecules. For general questions about the Monte Carlo technique and in particular about libRadtran and MYSTIC the reader is referred to the literature (Marchuk et al., 1980; Collins et al., 1972; Mayer, 2009; Marshak and Davis, 2005; Cahalan et al., 2005).

2.1 Polarized Monte Carlo model

Additions to a scalar Monte Carlo model that are required to implement polarization by Rayleigh, aerosol, and cloud scattering are described in the following.

To implement polarization, one possibility is to assign a random polarization state to each traced photon entering the atmosphere. Another more efficient possibility is to interpret each traced photon as a photon package and to assign a weight vector corresponding to the Stokes parameters to each package. The following example demonstrates why the weight vector method is more efficient: Circular polarization is not influenced by the atmosphere, so the average of the circular component of the polarization state is zero before the photons enter the atmosphere and it will still be negligible when the photons are measured at the surface. The contributions by left and right circular polarized photons to the total circular polarisation cancel each other. In the weight vector method all photon packages contribute to the result, therefore we have implemented this method.

The impact of aerosols on polarized sky radiance

C. Emde et al.

Title Page

Abstract

Introduction

Conclusions

References

Tables

Figures

◀

▶

◀

▶

Back

Close

Full Screen / Esc

Printer-friendly Version

Interactive Discussion



The Stokes parameters are defined as time averages of linear combinations of the electromagnetic field vector (Chandrasekhar, 1950; Hansen and Travis, 1974; Mishchenko et al., 2002):

$$I = \langle E_I E_I^* + E_r E_r^* \rangle, \quad (1)$$

$$5 \quad Q = \langle E_I E_I^* - E_r E_r^* \rangle, \quad (2)$$

$$U = \langle E_I E_r^* + E_r E_I^* \rangle, \quad (3)$$

$$V = i \langle E_I E_r^* - E_r E_I^* \rangle. \quad (4)$$

Here, E_I and E_r are the components of the electric field vector parallel and perpendicular to the reference plane respectively. The model coordinate system is defined by the vertical (z-axis), the Southern direction (x-axis) and the Eastern direction (y-axis). The Stokes vector is defined in the reference frame defined by the z-axis and the propagation direction of the radiation. Since the Stokes parameters are real-valued and have the dimension of intensity, they can be measured directly with suitable instruments. The Stokes parameters define a complete set of quantities needed to characterize a plane electromagnetic wave as they carry information of the complex amplitudes and the phase difference.

The initial Stokes weight vector for solar radiation is $\mathbf{I}^0 = (1, 0, 0, 0)$ corresponding to the unpolarized extraterrestrial solar radiation. The initial direction of the photon is defined by the solar zenith angle and the solar azimuth angle.

20 For randomly oriented particles absorption does not depend on the polarization state of the radiation. In MYSTIC absorption is considered by reducing the photon weight w_a according to Lambert-Beer's Law :

$$w_a = \exp \left(- \int \beta_{\text{abs}} ds \right). \quad (5)$$

25 Here ds is a path element of the photon path and β_{abs} is the total absorption coefficient including molecules, aerosols, and water and ice clouds.

The impact of aerosols on polarized sky radiance

C. Emde et al.

Title Page

Abstract

Introduction

Conclusions

References

Tables

Figures

◀

▶

◀

▶

Back

Close

Full Screen / Esc

Printer-friendly Version

Interactive Discussion



The free path of a photon until a scattering interaction takes place is sampled according to the probability density function (PDF)

$$P_s = \exp\left(-\int_0^s \beta_{\text{sca}} ds'\right). \quad (6)$$

Here, $\beta_{\text{sca}} = \sum_{i=1}^N \beta_{\text{sca},i}$ is the total scattering coefficient of N interacting particles and molecules. This formula is valid for randomly oriented particles (i.e. with diagonal extinction matrix).

We use a random number $r \in [0, 1]$ to decide which interaction takes place. If there are N types of particles and molecules at the place of scattering, the photon interacts with the j -th type if the random number fulfills the following condition:

$$\frac{\sum_{i=1}^{j-1} \beta_{\text{sca},i}}{\beta_{\text{sca}}} < r \leq \frac{\sum_{i=1}^j \beta_{\text{sca},i}}{\beta_{\text{sca}}}. \quad (7)$$

The next step is to sample the new photon direction. For scalar radiative transfer and randomly oriented particles the scattering direction depends only on the scattering zenith angle, not on the azimuth. Then the scattering phase function is used as the PDF to sample the new direction.

For polarized radiative transfer the scattering interaction is described by the scattering phase matrix. For convenience the scattering phase matrix is defined in the scattering frame, i.e. the coordinate system defined by the plane of the incoming \mathbf{n}^{inc} and the scattered \mathbf{n}^{sca} photon directions and a vector orthogonal to this plane (see Fig. 1), where the phase matrix depends only on the scattering angle Θ . For randomly oriented particles, six matrix elements are required (van de Hulst, 1981):

$$\mathbf{P}(\Theta) = \begin{bmatrix} P_{11}(\Theta) & P_{12}(\Theta) & 0 & 0 \\ P_{12}(\Theta) & P_{22}(\Theta) & 0 & 0 \\ 0 & 0 & P_{33}(\Theta) & P_{34}(\Theta) \\ 0 & 0 & -P_{34}(\Theta) & P_{44}(\Theta) \end{bmatrix}, \quad (8)$$

The impact of aerosols on polarized sky radiance

C. Emde et al.

Title Page

Abstract

Introduction

Conclusions

References

Tables

Figures

◀

▶

◀

▶

Back

Close

Full Screen / Esc

Printer-friendly Version

Interactive Discussion



The impact of aerosols on polarized sky radiance

C. Emde et al.

Title Page

Abstract

Introduction

Conclusions

References

Tables

Figures

◀

▶

◀

▶

Back

Close

Full Screen / Esc

Printer-friendly Version

Interactive Discussion



while for spherical particles only four elements are required because $P_{11}=P_{22}$ and $P_{33}=P_{44}$. The Stokes weight vector is defined in the reference coordinate system in the plane given by the propagation direction of the radiation and the z-axis. Hence, to apply the phase matrix to the Stokes weight vector one has to rotate the Stokes weight vector into the scattering frame. After multiplication with the phase matrix it is rotated back to the reference coordinate system:

$$\mathbf{I}^{\text{sca}} = \mathbf{L}(\sigma_2)\mathbf{P}\mathbf{L}(\sigma_1)\mathbf{I}^{\text{inc}} = \mathbf{Z}\mathbf{I}^{\text{inc}}, \quad (9)$$

where \mathbf{I}^{inc} and \mathbf{I}^{sca} are the incoming and scattered Stokes vectors respectively, σ_1 and σ_2 are the rotation angles for the Stokes vector, \mathbf{Z} is the scattering matrix and $\mathbf{L}(\alpha)$ is the Stokes rotation matrix:

$$\mathbf{L}(\alpha) = \begin{bmatrix} 1 & 0 & 0 & 0 \\ 0 & \cos(2\alpha) & -\sin(2\alpha) & 0 \\ 0 & \sin(2\alpha) & \cos(2\alpha) & 0 \\ 0 & 0 & 0 & 1 \end{bmatrix}. \quad (10)$$

The rotation angles σ_1 and σ_2 are calculated from the incoming $\mathbf{n}^{\text{inc}}(\theta^{\text{inc}}, \phi^{\text{inc}})$ and the scattered $\mathbf{n}^{\text{sca}}(\theta^{\text{sca}}, \phi^{\text{sca}})$ directions as follows:

$$\sigma_1 = \arccos((\mathbf{n}^{\text{inc}} \times \mathbf{n}^z) \cdot (\mathbf{n}^{\text{inc}} \times \mathbf{n}^{\text{sca}})), \quad (11)$$

$$\sigma_2 = \arccos((\mathbf{n}^{\text{sca}} \times \mathbf{n}^z) \cdot (\mathbf{n}^{\text{sca}} \times \mathbf{n}^{\text{inc}})). \quad (12)$$

Here, \mathbf{n}^z is the unit vector in z-direction (0,0,1).

The scattering matrix \mathbf{Z} is the probability density matrix for sampling the new photon direction. Equation (9) shows that \mathbf{Z} depends on four angles ($\theta^{\text{inc}}, \phi^{\text{inc}}, \theta^{\text{sca}}, \phi^{\text{sca}}$), not only on the scattering angle Θ as does the phase function in the scalar model. Nevertheless we may use P_{11} as PDF for the scattering angle and a random angle between 0 and 2π for the azimuth direction to sample the scattered direction. The scattered Stokes weight vector is then given by

$$\mathbf{I}^{\text{sca}} = P_{11}^{-1}\mathbf{L}(\sigma_2)\mathbf{P}\mathbf{L}(\sigma_1)\mathbf{I}^{\text{inc}} = P_{11}^{-1}\mathbf{Z}\mathbf{I}^{\text{inc}}, \quad (13)$$

where the weight P_{11}^{-1} corrects for using P_{11} as PDF to sample the scattered direction. This method is also known as importance sampling.

After n scattering events the Stokes weight vector is

$$\mathbf{I}^n = \left(\prod_{i=n}^1 (P_{11}^{-1})_i \mathbf{z}_i \right) \mathbf{I}^0, \quad (14)$$

5 where i denotes the number of the scattering event. We trace the photon through the atmosphere, either from the sun to the sensor (forward tracing) or from the sensor to the sun (backward tracing) and calculate the product of all scattering matrices. Here it is important that the matrix multiplications are in the correct order as in Eq. (14). The total scattering matrix is then multiplied with the initial Stokes weight vector to get the
10 final Stokes weight vector.

In order to reduce the noise of radiance calculations the local estimate method has also been implemented. A detailed mathematical derivation for scalar radiative transfer is given in (Marshak and Davis, 2005). The method can easily be adapted to polarized radiative transfer.

15 2.2 Rayleigh scattering

Molecular scattering is described by the analytical phase matrix \mathbf{P}_R (Hansen and Travis, 1974)

The impact of aerosols on polarized sky radiance

C. Emde et al.

Title Page

Abstract

Introduction

Conclusions

References

Tables

Figures

◀

▶

◀

▶

Back

Close

Full Screen / Esc

Printer-friendly Version

Interactive Discussion



$\mathbf{P}_R(\Theta) =$

$$\Delta \begin{bmatrix} \frac{3}{4}(1 + \cos^2 \Theta) & -\frac{3}{4} \sin^2 \Theta & 0 & 0 \\ -\frac{3}{4} \sin^2 \Theta & \frac{3}{4}(1 + \cos^2 \Theta) & 0 & 0 \\ 0 & 0 & \frac{3}{2} \cos \Theta & 0 \\ 0 & 0 & 0 & \Delta' \frac{3}{2} \cos \Theta \end{bmatrix} + (1 - \Delta) \begin{bmatrix} 1 & 0 & 0 & 0 \\ 0 & 0 & 0 & 0 \\ 0 & 0 & 0 & 0 \\ 0 & 0 & 0 & 1 \end{bmatrix},$$

where

$$\Delta = \frac{1 - \delta}{1 + \delta/2}, \quad \Delta' = \frac{1 - 2\delta}{1 - \delta}, \quad (15)$$

and δ is the depolarization factor that accounts for the anisotropy of the molecules.

5 The scattering and the absorption coefficients can also be derived analytically.

2.3 Water cloud scattering

The optical properties of water cloud droplets can be calculated using Mie theory (Mie, 1908). For this study we have applied the well known and well validated Mie code by Wiscombe (1980). We have assumed that the particle sizes are gamma-distributed:

$$10 \quad n(r) = Cr^\alpha \exp\left(-\frac{(\alpha + 3)r}{r_{\text{eff}}}\right) \quad (16)$$

Here α was set 7 and the effective radius r_{eff} was $10 \mu\text{m}$. The constant C has been determined by normalisation. The size distribution has been cut off at a minimum radius of $0.2 \mu\text{m}$ and a maximum radius of $80 \mu\text{m}$. The refractive index of water has been taken from Warren (1984), it is $1.358 - 2.52 \times 10^{-9}i$ at a wavelength of 350 nm.

The impact of aerosols on polarized sky radiance

C. Emde et al.

Title Page

Abstract

Introduction

Conclusions

References

Tables

Figures

◀

▶

◀

▶

Back

Close

Full Screen / Esc

Printer-friendly Version

Interactive Discussion



2.4 Aerosol scattering

The optical properties of aerosols were also calculated using Mie theory (Mie, 1908). The refractive index of the aerosol particles and the size distributions were taken from the OPAC aerosol database (Hess et al., 1998) for various aerosol types. OPAC also provides typical aerosol type mixtures, for instance for continental polluted or desert conditions. OPAC does not include any information about the aerosol particle shape, so we assume spherical particles although we know that this assumption is not always realistic.

Figure 2 shows the phase matrices of various OPAC aerosol types, of liquid cloud droplets with an effective radius of $10\ \mu\text{m}$ and, for comparison, the Rayleigh scattering phase matrix. OPAC provides parameters for the log-normal distribution

$$n(r) = \frac{C}{r} \exp \left[-\frac{1}{2} \left(\frac{\ln r - \ln r_{\text{mod}}}{\ln \sigma} \right)^2 \right], \quad (17)$$

where r_{mod} is the mode radius, σ measures the width of the distribution, and the constant C is determined by normalisation. Table 1 shows the parameters that were used to compute the phase matrices shown in Fig. 2. OPAC parameters for altogether 10 aerosol types and various relative humidities have been used to produce a dataset of aerosol optical properties including the complete phase matrices so that the MYTSIC model allows to define arbitrary mixtures of the basic aerosol types and uses automatically aerosol properties for the relative humidity corresponding to the background atmosphere.

Figure 2 shows that the forward scattering peak increases with particle size. Rayleigh scattering is described by the electromagnetic field of an oscillating dipole with isotropic polarizability (van de Hulst, 1981), therefore the phase matrix element P_{12} for Rayleigh scattering has the minimum at 90° . This means that the linear polarization has its maximum at a scattering angle of 90° . For soot, this minimum is still visible but for other aerosols and for the cloud droplets the angular dependence of P_{12} is completely differ-

The impact of aerosols on polarized sky radiance

C. Emde et al.

Title Page

Abstract

Introduction

Conclusions

References

Tables

Figures

◀

▶

◀

▶

Back

Close

Full Screen / Esc

Printer-friendly Version

Interactive Discussion



ent which means that we may expect completely different polarization characteristics.

2.5 Lambertian surface

For polarized radiation, MYSTIC can currently only handle Lambertian surfaces. According to Lambert's law the diffusely reflected light is isotropic and is unpolarized, independently of the state of polarization of the incident radiation and the angle of illumination (Chandrasekhar, 1950).

2.6 Model validation

For validation the newly developed polarization module of the MYSTIC Monte Carlo model has been applied to different atmospheric conditions and compared to benchmark results.

For Rayleigh scattering we compared to results tabulated by Coulson et al. (1960). These results are for a plane-parallel Rayleigh atmosphere with one layer. They have been obtained following a solution method proposed by Chandrasekhar (1950) that is entirely different from the Monte Carlo method. A typical result of the comparison is shown in Fig. 3. There is a perfect agreement between MYSTIC and the results by Coulson. The relative difference is smaller than 0.5% and well within the Monte Carlo noise. To achieve this accuracy 10^7 photons were required. The error bars in the figure correspond to two standard deviations.

In order to check whether the model works correctly for non-spherical randomly oriented aerosol particles we compared to benchmark results tabulated by Wauben and Hovenier (1992) who calculated multiple-scattered polarized radiances for a homogeneous plane-parallel layer using two independent methods: (1) a doubling and adding method and (2) the so-called F_N method. As an example we show the comparison for aerosol model 1 of Kuik et al. (1992), which consists of randomly-oriented prolate spheroids with aspect ratio (the ratio of major and minor axis) 4.0, size parameter (π times the major axis divided by the wavelength) 10.079368 and refractive

The impact of aerosols on polarized sky radiance

C. Emde et al.

Title Page

Abstract

Introduction

Conclusions

References

Tables

Figures



Back

Close

Full Screen / Esc

Printer-friendly Version

Interactive Discussion



index $1.55 - 0.01i$. Figure 4 shows results of reflected and transmitted radiances. The extraterrestrial irradiance is set to π and the cosine of the solar zenith angle is 0.6. The surface albedo is 0, i.e. perfectly absorbing. The relative azimuth angles between radiance direction and incoming direction are 0° and 90° respectively. Figure 4 shows that MYSTIC agrees very well with the benchmark results. Relative differences are less than 0.5% for the Stokes components I , Q and U . For the circular component V the relative differences are larger, up to 5%, mainly due to the very small absolute values of V (about 2 orders of magnitude smaller than Q and U). All differences can be explained by the inherent statistical noise of the Monte Carlo method and could be decreased by running more photons. The results shown here were obtained with 10^7 photons.

The very good agreement between MYSTIC and benchmark results for Rayleigh and aerosol scattering gives confidence in our approach to compute polarized radiances.

2.7 Program efficiency

The model is implemented in C and its computation time (CPU time) has been tested on an Intel Pentium processor with 2.80 GHz. The computation time depends mostly on the optical thickness. Table 2 shows CPU times at 500 nm wavelength where the Rayleigh optical thickness is approximately 0.15. For the aerosol calculation, water soluble aerosol (OPAC-WASO) with an optical thickness of 0.2 was included. It can be seen that for MYSTIC the time difference between scalar and vector calculations is relatively small. We have compared the computation times with CPU times of the polradtran model by Evans and Stephens (1991). For pure Rayleigh scattering MYSTIC is clearly faster than polradtran at 500 nm for one radiance direction. For aerosols and clouds with larger optical thicknesses polradtran becomes faster. For polradtran the CPU time increases by about a factor of 10 when three Stokes components are computed instead of intensity only.

The impact of aerosols on polarized sky radiance

C. Emde et al.

Title Page

Abstract

Introduction

Conclusions

References

Tables

Figures



Back

Close

Full Screen / Esc

Printer-friendly Version

Interactive Discussion



3 Model simulations

We performed simulations for different setups in order to understand the influence of the various atmospheric components on the polarization.

In the first section we show simulations of the full sky radiance field as observed from the surface. In order to be able to separate the polarization patterns of the different atmospheric components, we first did simulations for atmospheres including: (1) only molecules, (2) only water soluble aerosol as defined in OPAC, (3) only sea salt, and (4) only cloud droplets. Another realistic simulation shows the sky radiance for a molecular atmosphere including a typical continental aerosol mixture.

In the next sections we quantitatively investigate Rayleigh scattering in the solar principal and in the almucantar plane, the dependence of the degree of polarization on the surface albedo, and the influence of aerosol scattering on the polarized radiance field.

3.1 Polarized radiance field

Figure 5 shows simulated Stokes components and the degree of polarisation at the surface for a wavelength of 350 nm. The solar zenith angle is 30° and the solar azimuth angle is 0°. The surface albedo is 0. The simulations in this section were done in plane-parallel geometry. The values are normalized to the extraterrestrial irradiance. The degree of polarization is defined as

$$\rho = \frac{\sqrt{Q^2 + U^2 + V^2}}{I}. \quad (18)$$

The upper row shows the simulation for a molecular atmosphere (Rayleigh scattering only). The lowest intensity is obtained at viewing directions orthogonal to the sun direction. This is the expected result because the Rayleigh scattering phase function $P_{R,11}$ has a minimum at 90°. Towards the horizon the intensity increases. At very shallow angles it decreases again. The degree of polarization has a maximum at

The impact of aerosols on polarized sky radiance

C. Emde et al.

Title Page

Abstract

Introduction

Conclusions

References

Tables

Figures

◀

▶

◀

▶

Back

Close

Full Screen / Esc

Printer-friendly Version

Interactive Discussion



directions perpendicular to the sun direction. This is expected, because the absolute value of $P_{R,12}$ has a maximum at 90° .

In order to see how different aerosol types and clouds influence the polarized radiation field we performed simulations for hypothetical atmospheres including only aerosol (“WASO” and “SSAM” as defined in OPAC) or only cloud particles without molecules. The results are shown in rows 2 to 4 of Fig. 5. The assumed aerosol optical thickness for both aerosol simulations is 0.4 and the cloud optical thickness is 1. The effective particle radius of the water soluble aerosol is about $0.15\ \mu\text{m}$, of the sea salt (accumulated mode) about $1\ \mu\text{m}$, and of the cloud particles it is $10\ \mu\text{m}$. The intensity plots show clearly that the forward scattering peak becomes sharper with increasing particle size. The Stokes components Q and U of the calculation for water soluble aerosol show a similar pattern as for Rayleigh scattering, but their magnitudes are smaller. For larger particles (sea salt and cloud droplets) the pattern is different: large regions show opposite polarisation behaviors (sign change in Q and U). This can be qualitatively explained by the ratio P_{12}/P_{11} which is positive between approximately 0° and 80° for cloud particles and sea salt and negative for Rayleigh and water soluble aerosol (see Fig. 2). For the aerosol simulations the degree of polarisation has one maximum at a scattering angle larger than 90° for the water soluble aerosol and at an angle less than 90° for sea salt. For clouds the degree of polarisation has two maxima, one below 90° scattering angle and one above.

Figure 6 shows the Stokes components and the degree of polarisation for a realistic atmosphere including molecules and the typical “continental clean” aerosol mixture as defined in OPAC with an optical thickness of approximately 0.16. This aerosol mixture includes the basic types “water soluble”, “insoluble” and “soot”. The main difference between this result and the result for pure Rayleigh scattering in the intensity field is the very sharp peak in the direction of the sun due to strong forward scattering by aerosols. The pattern of the degree of polarization is very similar to Rayleigh scattering but its magnitude is decreased by approximately 20%.

The impact of aerosols on polarized sky radiance

C. Emde et al.

[Title Page](#)[Abstract](#)[Introduction](#)[Conclusions](#)[References](#)[Tables](#)[Figures](#)[◀](#)[▶](#)[◀](#)[▶](#)[Back](#)[Close](#)[Full Screen / Esc](#)[Printer-friendly Version](#)[Interactive Discussion](#)

3.2 Rayleigh scattering

Ground-based measurements of sky radiances are often conducted in the solar principal plane and in the almucantar plane. Simulations of such measurements have been performed for different solar zenith angles at 350 nm wavelength in spherical geometry.

The surface albedo is here set to 0.

Results for the principal plane are shown in Fig. 7. The viewing angle is defined as follows: At 0° the sensor points to the horizon into the direction of the sun, at 90° it points to the zenith, and at 180° it points to the horizon opposite to the sun. The principal plane corresponds to the horizontal line in the center of the plots in Figs. 5 and 6.

I is largest close to the horizon (at about 15°) independent of the solar zenith angle θ_0 . For low sun positions the variation of I increases. In the principal plane, Q is mostly negative with its minimum at about θ_0+90° . The maximum value of Q is at the sun position and it is 0 if the sun is in the zenith. For other sun positions it becomes positive. In the principal plane U must be exactly 0 for symmetry arguments. The small deviations from 0 are Monte Carlo noise. The maximum degree of polarization is, independent of the solar zenith angle, approximately 65%. It is found at θ_0+90° as expected for Rayleigh scattering.

Results for the almucantar plane are shown in Fig. 8. The almucantar plane corresponds to an azimuthal scan with a constant zenith angle corresponding to the solar zenith angle. Hence it represents a concentric circle around the zenith through the sun position in Figs. 5 and 6. At 0° and 360° the sensor points exactly to the sun and 180° is the direction opposite to the sun. The Stokes components Q and U have maxima/minima at 90° . The degree of polarization increases with increasing solar zenith angle.

3.3 Lambertian surface

The influence of the surface albedo on the degree of polarisation is shown in Fig. 9. Again the principal plane is shown for a Rayleigh atmosphere at 350 nm wavelength.

The impact of aerosols on polarized sky radiance

C. Emde et al.

Title Page

Abstract

Introduction

Conclusions

References

Tables

Figures

◀

▶

◀

▶

Back

Close

Full Screen / Esc

Printer-friendly Version

Interactive Discussion



The intensity increases with increasing surface albedo whereas the degree of polarization decreases. This is due to the assumption of a Lambertian surface that reflects isotropic unpolarized radiation.

3.4 Aerosol simulations

As in Sect. 3.1 aerosol simulations are performed for different types from the OPAC database. All of the following simulations include Rayleigh scattering.

Aerosol phase functions for the UV-wavelength region have sharp forward scattering peaks, especially for larger particles like sea salt. Figures 10 and 11 show simulations for the OPAC types WASO and SSAM. The figures are for aerosol optical thicknesses of 0.5 and 0.05 respectively. The left plots show the intensity in the region of the forward scattering peak. The right plots show the degree of polarization in the whole principal plane. Using MYSTIC we simulated the sky-radiance using the accurate phase matrices (solid lines). The dotted and dashed-dotted lines show MYSTIC simulations where we used Delta-M scaled optical properties. The number of Legendre terms used to approximate the phase matrix was 8 and 16, respectively.

For water soluble aerosols having effective radii well below $1 \mu\text{m}$ the forward scattering peak becomes well pronounced in the radiance. The error due to Delta-M scaling in the forward scattering region is obvious for both optical thicknesses. However, the degree of polarization for water soluble aerosol can be quite accurately simulated using 8 Legendre terms in combination with the Delta-M method.

Sea salt with an effective radius of about $1 \mu\text{m}$ has a sharp forward scattering peak. This peak is very large in the accurate simulation. Using the Delta-M method and 8 or 16 Legendre polynomials, the peak is almost completely removed. The correct result is several times larger than the Delta-M scaled result for both simulations. For the large optical thickness case the Delta-M method becomes inaccurate for the degree of polarization. The error is about 5%.

The simulations in this section show that even if the aerosol is homogeneously distributed in the atmosphere it makes sense to use the Monte Carlo method to compute

The impact of aerosols on polarized sky radiance

C. Emde et al.

Title Page

Abstract

Introduction

Conclusions

References

Tables

Figures



Back

Close

Full Screen / Esc

Printer-friendly Version

Interactive Discussion



radiances, especially if one is interested in the region about the forward scattering peak (circum-solar radiation).

4 Comparison to UV radiance measurements

We have compared our model simulations with polarized UV radiance measurements taken in Izana, Tenerife, on the 3 and 12 June 2005 on a mountain top at an altitude of 2367 m.

Besides the radiances, global irradiances were measured with an accuracy better than 5%. The aerosol optical thickness, the ozone column, and an effective surface albedo could be derived from the irradiance measurements and were used as model input for the radiance simulations. On both days the aerosol optical thickness was found to be 0.06. The ozone column was 305 DU on 3 June and 315 DU on 12 June. The surface at Izana consists of volcanic rock with little vegetation yielding a local surface albedo of less than 0.05. By comparing the global irradiance with model simulations (for irradiance simulations we used the well tested DISORT code by Stamnes et al. (1988)) we derived an effective surface albedo in order to take into account the clouds below the measurement site. This method is described in detail by Weihs et al. (2001). The effective surface albedo was 0.2 on the 3rd and 0.5 on 12 June. The solar zenith angle was calculated from the acquisition times of the measurements using the algorithm by Blanco-Muriel et al. (2001). MYSTIC can handle arbitrary mixtures of the OPAC aerosol types. For the comparison with the measurements the aerosol was modelled as a mixture of the types mineral accumulated mode (75%) and water soluble aerosols (25%). By trying different mixtures of the OPAC aerosol types, we found that this mixture is the most appropriate to simulate the measurements.

Figures 12 and 13 show measurements and simulations of the intensity and the degree of polarization. Since there was no absolute calibration for the radiance measurements, all measured intensity values have been normalized to the model value at 120° viewing angle. Unlike the radiances the degree of polarization does not depend

The impact of aerosols on polarized sky radiance

C. Emde et al.

Title Page

Abstract

Introduction

Conclusions

References

Tables

Figures

◀

▶

◀

▶

Back

Close

Full Screen / Esc

Printer-friendly Version

Interactive Discussion



on the calibration (see Eq. 18).

The lines in Fig. 12 show the simulations using MYSTIC and the triangles show the measurements from 3 June 2005 at wavelengths of 310 nm, 350 nm, and 450 nm. The measured intensity including the region of the forward scattering peak can be well reproduced by the MYSTIC model, the only difference is that the measured peak is slightly narrower than the modeled one. The forward peak is mainly caused by the mineral aerosol; the water soluble aerosol alone would yield a much smaller peak. The degree of polarization also agrees well with the model for 310 nm and 350 nm. For 450 nm the modeled degree of polarization is lower than the measured one. A possible explanation is that the wavelength dependence of the refractive index of the aerosol which is required to compute the optical properties is not realistic. For shallow viewing angles close to 0° the measured degree of polarization is larger for all wavelengths. Here the assumption of a “cloud surface” with effective surface albedo 0.2 is probably not correct. There is a clear wavelength dependence in the angular intensity distribution: The larger the wavelength the larger the intensity close to the horizon. This dependence is seen in model and measurements. The degree of polarization increases with increasing wavelength.

Figure 13 shows measurements from 12 June 2005 and model simulations. Again there is a pronounced forward scattering peak. For this day the agreement between the simulated forward scattering peak and the measured peak is not as good as for 3 June. At other directions the modeled intensity agrees well with the measurements. Although the effective surface albedo is larger than on 3 June the intensity is not larger because the measurement was performed earlier in the morning (larger solar zenith angle). The degree of polarization is clearly smaller than on 3 June which can not be due to the different solar zenith angle (see Fig. 7). The explanation is simply that there were more clouds below the measurement site on 12 June compared to 3 June, increasing the effective surface albedo to 0.5. This decreases the degree of polarization as shown in Fig. 9.

Generally there is a good agreement between measurements and model results.

The impact of aerosols on polarized sky radiance

C. Emde et al.

Title Page

Abstract

Introduction

Conclusions

References

Tables

Figures



Back

Close

Full Screen / Esc

Printer-friendly Version

Interactive Discussion



The impact of aerosols on polarized sky radianceC. Emde et al.

There are deviations, especially the exact shape of the forward scattering peak is not reproduced by the model. This deviation can be understood for several possible reasons: First we use aerosol optical properties that we calculated based on the assumption of spherical aerosol particles as model input. Second, OPAC does not include all possible realistic aerosol types. Third, the wavelength dependence of the refractive index in OPAC is probably not exactly the same as for the aerosol measured here. The simulations show that there is a high sensitivity on the aerosol type and that measurements combined with simulations shown here can be used to derive more realistic aerosol properties than those provided by OPAC.

5 Conclusions

The Monte Carlo radiative transfer model MYSTIC has been extended by a new efficient and flexible module to simulate polarized solar radiances. The vectorized code has been fully implemented so that MYSTIC can now consider polarization in horizontally inhomogeneous or spherical atmospheres.

The code has been applied to simulate the polarized sky radiance for pure Rayleigh scattering, for different aerosol types, and for a liquid cloud layer. The polarization pattern of various aerosol types can be very different. Clouds that consist of larger particles also yield a different polarization pattern. Nevertheless, in the Earth's atmosphere the Rayleigh scattering pattern dominates the polarized sky radiance.

The error that is caused by the use of the Delta-M method to approximate the scattering phase matrix has been investigated. As expected the error can be arbitrarily large (a factor of 7 in our example) in the forward scattering region. For an aerosol optical thickness of 0.5 the error in the degree of polarization is about 5%, independent of the direction.

The comparison between ground based radiance measurements and model simulations in general shows a good agreement. However, the exact shape of the forward scattering peak in the radiance measured in the principal plane can not be reproduced.

[Title Page](#)[Abstract](#)[Introduction](#)[Conclusions](#)[References](#)[Tables](#)[Figures](#)[◀](#)[▶](#)[◀](#)[▶](#)[Back](#)[Close](#)[Full Screen / Esc](#)[Printer-friendly Version](#)[Interactive Discussion](#)

The reason is that the aerosol phase matrices that are calculated using Mie theory, i.e. assuming spherical particles, are not sufficiently realistic. The sensitivity of the forward scattering region and the polarization pattern on the aerosol type shows that multi-directional polarized radiance measurements have a high potential to retrieve information about the aerosol type with unprecedented accuracy.

For reducing complexity all simulations were performed in a 1-D spherically symmetric model atmosphere. Also, the horizontal distribution of the aerosols is unknown. As mentioned above the code can also be run for a 3-D model atmosphere including clouds. A study about 3-D effects on polarized radiances measured from space (e.g. by APS on Glory) is one of the model applications that will be exploited in the near future.

Acknowledgements. We thank C. Kiemle for helpful comments and discussions. This study was performed within the ESA project ESASLight, ESTEC contract AO/1-5433/07/NL/HE, and the European Commission integrated project SCOUT-O3, contract number 505390-GOCE-CT-2004.

References

- Blanco-Muriel, M., Alarcón-Padilla, D. C., López-Moratella, T., and Lara-Coira, M.: Computing the solar vector, *Sol. Energy*, 70, 431–441, 2001. 17770
- Blumthaler, M., Schallhart, B., Schwarzmann, M., McHenzie, R., Johnston, P., Kotkamp, M., and Shiona, H.: Spectral UV Measurements of Global Irradiance, Solar Radiance, and Actinic Flux in New Zealand: Intercomparison between Instruments and Model Calculations, *J. Atm. Ocean Technol.*, 25, 945–958, 2008. 17755
- Boeschke, E., Stamnes, P., Ruhtz, T., Preusker, R., and Fischer, J.: Effect of aerosol microphysics on polarization of skylight: sensitivity study and measurements, *Appl. Opt.*, 45, 8790–8805, 2006. 17755
- Cahalan, R., Oreopoulos, L., Marshak, A., Evans, K., Davis, A., Pincus, R., Yetzer, K., Mayer, B., Davies, R., Ackerman, T., H.W., B., Clothiaux, E., Ellingson, R., Garay, M., Kassianov, E., Kinne, S., Macke, A., O'Hirok, W., Partain, P., Prigarin, S., Rublev, A., Stephens, G., Szczap, F., Takara, E., Varnai, T., Wen, G., and Zhuraleva, T.: The International Intercomparison of

The impact of aerosols on polarized sky radiance

C. Emde et al.

Title Page

Abstract

Introduction

Conclusions

References

Tables

Figures

◀

▶

◀

▶

Back

Close

Full Screen / Esc

Printer-friendly Version

Interactive Discussion



**The impact of
aerosols on polarized
sky radiance**C. Emde et al.

[Title Page](#)[Abstract](#)[Introduction](#)[Conclusions](#)[References](#)[Tables](#)[Figures](#)[◀](#)[▶](#)[◀](#)[▶](#)[Back](#)[Close](#)[Full Screen / Esc](#)[Printer-friendly Version](#)[Interactive Discussion](#)

3D Radiation Codes (I3RC): Bringing together the most advanced radiative transfer tools for cloudy atmospheres, *B. Am. Meteorol. Soc.*, 86, 1275–1293, 2005. 17757

Chandrasekhar, S.: Radiative transfer, Oxford Univ. Press, UK, 1950. 17758, 17764

Collins, D. G., Blättner, W. G., Wells, M. B., and Horak, H. G.: Backward Monte Carlo calculations of the polarization characteristics of the radiation emerging from spherical-shell atmospheres., *Appl. Opt.*, 11, 2684–2696, 1972. 17756, 17757

Cornet, C., C-Labonnote, L., and Szczap, F.: Three-dimensional polarized Monte Carlo atmospheric radiative transfer model (3DMCPOL): 3D effects on polarized visible reflectances of a cirrus cloud, *J. Quant. Spectrosc. Radiat. Transfer*, in press, 2009. 17756

Coulson, K. L., Dave, J. V., and Sekera, Z.: Tables Related to Radiation Emerging from a Planetary Atmosphere with Rayleigh Scattering, University of California Press, 1960. 17755, 17764, 17781

Davis, C., Emde, C., and Harwood, R.: A 3-D polarized reversed Monte Carlo radiative transfer model for millimeter and submillimeter passive remote sensing in cloudy atmospheres, *IEEE T. Geosci. Remote*, 43, 1096–1101, 2005. 17756

de Haan, J. F., Bosma, P. B., and Hovenier, J. W.: The adding method for multiple scattering calculations of polarized light, *Astron. Astrophys.*, 183, 371–391, 1987. 17756

Deschamps, P.-Y., Breon, F.-M., Leroy, M., Podaire, A., Bricaud, A., Buriez, J.-C., and Seze, G.: The POLDER mission: instrument characteristics and scientific objectives, *IEEE T. Geosci. Remote*, 32, 598–615, doi:10.1109/36.297978, 1994. 17755

Emde, C. and Mayer, B.: Simulation of solar radiation during a total eclipse: a challenge for radiative transfer, *Atmos. Chem. Phys.*, 7, 2259–2270, 2007, <http://www.atmos-chem-phys.net/7/2259/2007/>. 17757

Emde, C., Buehler, S. A., Davis, C., Eriksson, P., Sreerekha, T. R., and Teichmann, C.: A polarized discrete ordinate scattering model for simulations of limb and nadir long-wave measurements in 1-D/3-D spherical atmospheres, *J. Geophys. Res.-Atmos.*, 109, 1–20, 2004. 17756

Evans, K. F. and Stephens, G. L.: A new polarized atmospheric radiative transfer model, *J. Quant. Spectrosc. Radiat. Transfer*, 46, 413–423, 1991. 17756, 17765

Hansen, J. E. and Travis, L. D.: Light scattering in planetary atmospheres, *Space Sci. Rev.*, 16, 527–610, 1974. 17755, 17758, 17761

Hess, M., Koepke, P., and Schult, I.: Optical Properties of Aerosols and Clouds: The Software Package OPAC, *B. Am. Meteorol. Soc.*, 79, 831–844, 1998. 17763, 17777

- IPCC: Climate Change 2007, Tech. rep., Intergovernmental Panel of Global Climate Change, 2007. 17754
- Kreuter, A., Zangerl, M., Schwarzmann, M., and Blumthaler, M.: All-sky imaging: a simple, versatile system for atmospheric research, *Appl. Opt.*, 48, 1091–1097, 2009. 17755
- 5 Kuik, F., de Haan, J. F., and Hovenier, J. W.: Benchmark results for single scattering by spheroids, *J. Quant. Spectrosc. Radiat. Transfer*, 47, 477–489, doi:10.1016/0022-4073(92)90107-F, 1992. 17764
- Liu, Y. and Voss, K.: Polarized radiance distribution measurement of skylight. II. Experiment and data, *Appl. Opt.*, 36, 8753–8764, 1997. 17755
- 10 Marchuk, G. I., Mikhailov, G. A., and Nazaraiev, M. A.: The Monte Carlo methods in atmospheric optics, Springer Series in Optical Sciences, Berlin, Springer, 1980. 17757
- Marshak, A. and Davis, A.: 3D Radiative Transfer in Cloudy Atmospheres, Springer, ISBN-13 978-3-540-23958-1, 2005. 17757, 17761
- Mayer, B.: Radiative transfer in the cloudy atmosphere, *European Physical Journal Conferences*, 1, 75–99, 2009. 17757
- 15 Mayer, B. and Kylling, A.: Technical note: The libRadtran software package for radiative transfer calculations - description and examples of use, *Atmos. Chem. Phys.*, 5, 1855–1877, 2005, <http://www.atmos-chem-phys.net/5/1855/2005/>. 17757
- Mie, G.: Beiträge zur Optik trüber Medien, speziell kolloidaler Metallösungen, *Annalen der Physik*, 330, 377–445, doi:10.1002/andp.19083300302, 1908. 17762, 17763
- 20 Mishchenko, M. I., Travis, L., and Lacis, A.: Scattering, Absorption, and Emission of Light by Small Particles, Cambridge University Press, 2002. 17758, 17779
- Mishchenko, M. I., Cairns, B., Kopp, G., Schueler, C. F., Fafaul, B. A., Hansen, J. E., Hooker, R. J., Itchkawich, T., Maring, H. B., and Travis, L. D.: Accurate Monitoring of Terrestrial Aerosols and Total Solar Irradiance: Introducing the Glory Mission, *B. Am. Meteorol. Soc.*, 25 88, 677–691, doi:10.1175/BAMS-88-5-677, 2007. 17755
- Schulz, F. M., Stamnes, K., and Weng, F.: VDISORT: An improved and generalized discrete ordinate method for polarized (vector) radiative transfer, *J. Quant. Spectrosc. Radiat. Transfer*, 61, 105–122, 1999. 17756
- 30 Stamnes, K., Tsay, S.-C., Wiscombe, W., and Jayaweera, K.: Numerically stable algorithm for discrete-ordinate-method radiative transfer in multiple scattering and emitting layered media, *Appl. Opt.*, 27, 2502–2509, 1988. 17770
- van de Hulst, H. C.: Light Scattering by Small Particles, Dover, 1981. 17759, 17763

The impact of aerosols on polarized sky radiance

C. Emde et al.

[Title Page](#)[Abstract](#)[Introduction](#)[Conclusions](#)[References](#)[Tables](#)[Figures](#)[◀](#)[▶](#)[◀](#)[▶](#)[Back](#)[Close](#)[Full Screen / Esc](#)[Printer-friendly Version](#)[Interactive Discussion](#)

Warren, S. G.: Optical constants of ice from the ultraviolet to the microwave, Appl. Opt., 23, 1206–1225, 1984. 17762

Wauben, W. M. F. and Hovenier, J. W.: Polarized radiation of an atmosphere containing randomly-oriented spheroids, J. Quant. Spectrosc. Radiat. Transfer, 47, 491–504, doi: 10.1016/0022-4073(92)90108-G, 1992. 17764, 17782

Weihs, P., Lenoble, J., Blumthaler, M., Martin, T., Seckmeyer, G., Philipona, R., la Casiniere, A. D., Sergent, C., Gröbner, J., Cabot, T., Masserot, D., Pichler, T., Pougatch, E., Rengarajan, G., Schmucki, D., and Simic., S.: Modeling the effect of an inhomogeneous surface albedo on incident UV radiation in mountainous terrain: determination of an effective surface albedo, Geophys. Res. Lett., 28, 3111–3114, 2001. 17770

Wiscombe, W.: Improved Mie scattering algorithms, Appl. Opt., 19, 1505–1509, 1980. 17762

Wiscombe, W. J.: The Delta- M method: rapid yet accurate radiative flux calculations for strongly asymmetric phase functions, J. Atmos. Sci., 34, 1408–1422, 1977. 17756

The impact of aerosols on polarized sky radiance

C. Emde et al.

Title Page

Abstract

Introduction

Conclusions

References

Tables

Figures



Back

Close

Full Screen / Esc

Printer-friendly Version

Interactive Discussion



The impact of aerosols on polarized sky radiance

C. Emde et al.

Table 1. Parameters from the OPAC database (Hess et al., 1998) for 350 nm that were used for Mie calculations to obtain the aerosol scattering phase matrices shown in Fig. 2.

Component	RH (%)	r_{mod} (μm)	r_{min} (μm)	r_{max} (μm)	σ	ρ (g cm^{-3})	refractive index
Water soluble	95	0.0399	0.0074	42.8	2.24	1.12	$1.37\text{--}7.50 \times 10^{-4}j$
Sea salt (accumulated mode)	95	0.605	0.0108	58.5	2.03	1.05	$1.35\text{--}1.96 \times 10^{-8}j$
Soot	0	0.0118	0.005	20.0	2.00	1.00	$1.75\text{--}4.65 \times 10^{-1}j$

Title Page

Abstract

Introduction

Conclusions

References

Tables

Figures

◀

▶

◀

▶

Back

Close

Full Screen / Esc

Printer-friendly Version

Interactive Discussion



The impact of aerosols on polarized sky radiance

C. Emde et al.

Table 2. Computation times for 100 calculations at 500 nm wavelength for one radiance direction. For MYSTIC the accuracy is also given (2σ noise). Polradtran was run with 4 Fourier terms and for the vector calculation with 3 Stokes components.

Solver	settings	Rayleigh	Rayleigh+aerosol
vector calculation			
MYSTIC	10^4 photons	4.1%, 22s	3.9%, 3m 27s
MYSTIC	10^5 photons	1.3%, 2m 51s	1.2%, 7m 45s
polradtran	8 streams	3m 22s	3m 30s
polradtran	16 streams	21m 38s	22m 07s
scalar calculation			
MYSTIC	10^4 photons	4.1%, 22s	3.9%, 3m 19s
MYSTIC	10^5 photons	1.3%, 2m 52s	1.3%, 6m 26s
polradtran	8 streams	21s	24s
polradtran	16 streams	1m 55s	2m 00s

[Title Page](#)
[Abstract](#)
[Introduction](#)
[Conclusions](#)
[References](#)
[Tables](#)
[Figures](#)
[Back](#)
[Close](#)
[Full Screen / Esc](#)
[Printer-friendly Version](#)
[Interactive Discussion](#)


The impact of aerosols on polarized sky radiance

C. Emde et al.

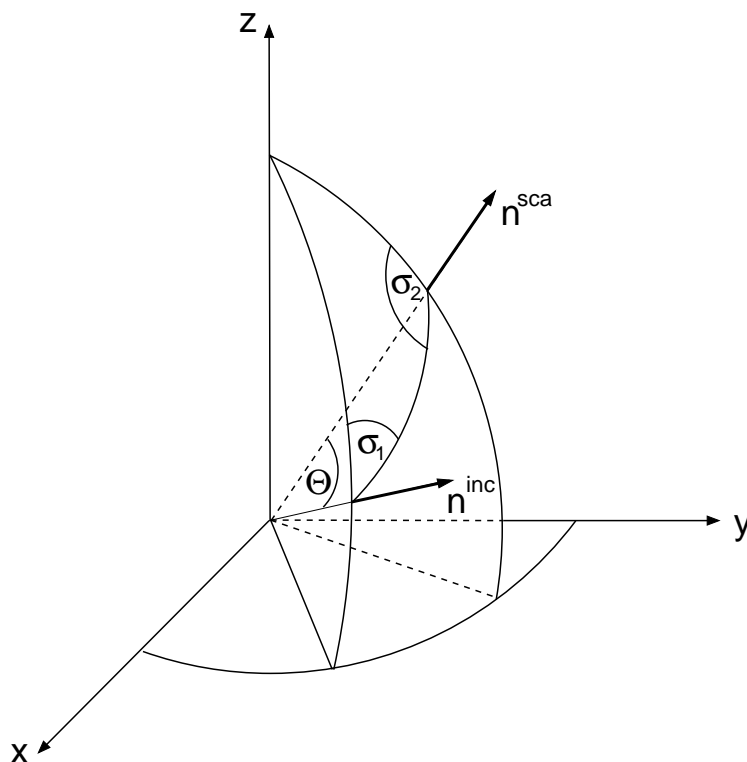


Fig. 1. Incoming \mathbf{n}^{inc} and scattered \mathbf{n}^{sca} directions in the model coordinate system (x,y,z) . σ_1 and σ_2 are the rotation angles to transform the Stokes vector from the reference frame to the scattering frame and vice versa and Θ is the scattering angle. The scattering plane is defined by the vectors \mathbf{n}^{inc} and \mathbf{n}^{sca} . Figure adapted from Mishchenko et al. (2002).

Title Page

Abstract

Introduction

Conclusions

References

Tables

Figures

◀

▶

◀

▶

Back

Close

Full Screen / Esc

Printer-friendly Version

Interactive Discussion



The impact of aerosols on polarized sky radiance

C. Emde et al.

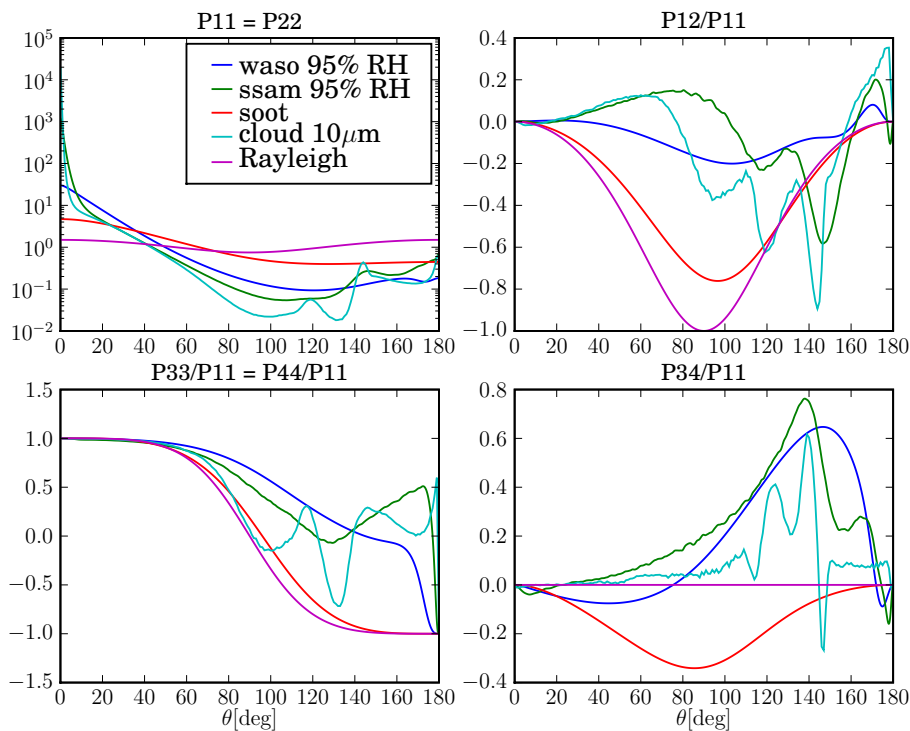


Fig. 2. Phase matrix elements for OPAC aerosol types “water soluble” (WASO), “sea salt accumulated mode” (SSAM), and soot, for a liquid water cloud with a droplet effective radius of $10\mu\text{m}$, and for Rayleigh scattering. The wavelength is 350 nm.

[Title Page](#)[Abstract](#)[Introduction](#)[Conclusions](#)[References](#)[Tables](#)[Figures](#)[◀](#)[▶](#)[◀](#)[▶](#)[Back](#)[Close](#)[Full Screen / Esc](#)[Printer-friendly Version](#)[Interactive Discussion](#)

The impact of aerosols on polarized sky radiance

C. Emde et al.

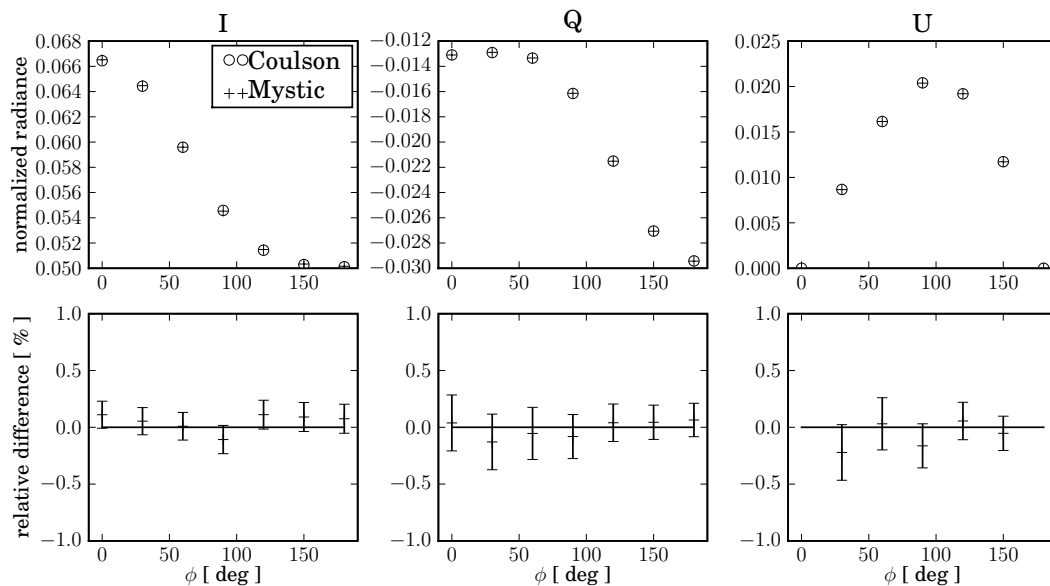


Fig. 3. Comparison between MYSTIC and tabulated values by Coulson et al. (1960) for a one layer Rayleigh scattering atmosphere. Shown are downwelling radiances at the surface that are normalized to the extraterrestrial solar radiation. The circles show the results by Coulson and the crosses are the MYSTIC results. The x-axis is the azimuth angle of the viewing direction. The cosine of the solar zenith angle is 0.92, the optical thickness 0.25, the surface albedo is 0.25, and the cosine of the viewing zenith angle is 0.4.

Title Page

Abstract

Introduction

Conclusions

References

Tables

Figures

◀

▶

◀

▶

Back

Close

Full Screen / Esc

Printer-friendly Version

Interactive Discussion



The impact of aerosols on polarized sky radiance

C. Emde et al.

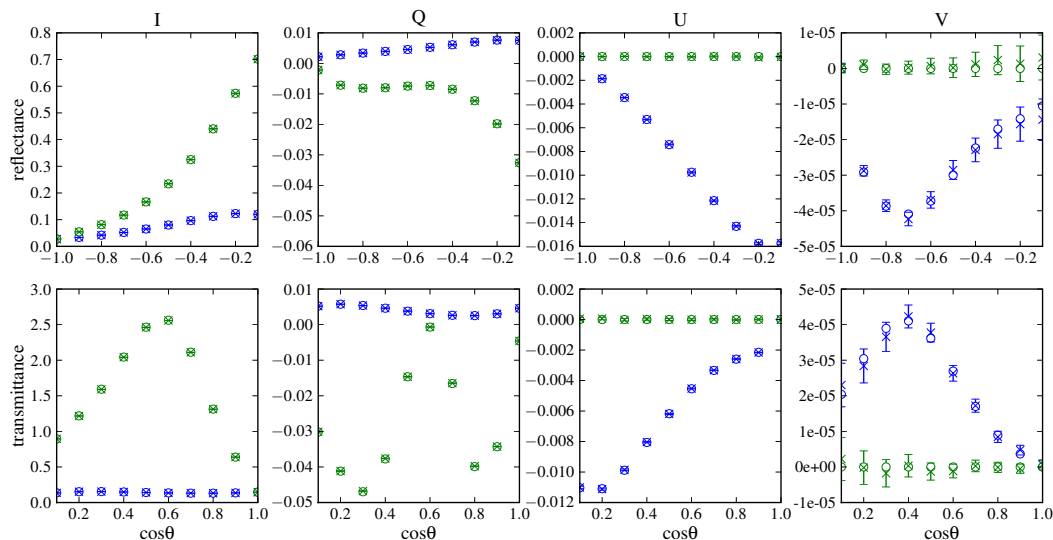


Fig. 4. Comparison between MYSTIC and tabulated values by Wauben and Hovenier (1992) for a plane-parallel aerosol layer. The upper panels show the reflectance at the top of the layer and the lower panels show the transmittance at the bottom of the layer, all as a function of viewing zenith angle θ . All values are for an incoming irradiance of π as in Wauben and Hovenier (1992). The cosine of the solar zenith angle is 0.6. The circles show the results by Wauben and Hovenier (1992) and the crosses show the MYSTIC results. Green and blue markers are for viewing azimuth angles of 0° and 90° respectively.

Title Page

Abstract

Introduction

Conclusions

References

Tables

Figures

◀

▶

◀

▶

Back

Close

Full Screen / Esc

Printer-friendly Version

Interactive Discussion



The impact of aerosols on polarized sky radiance

C. Emde et al.

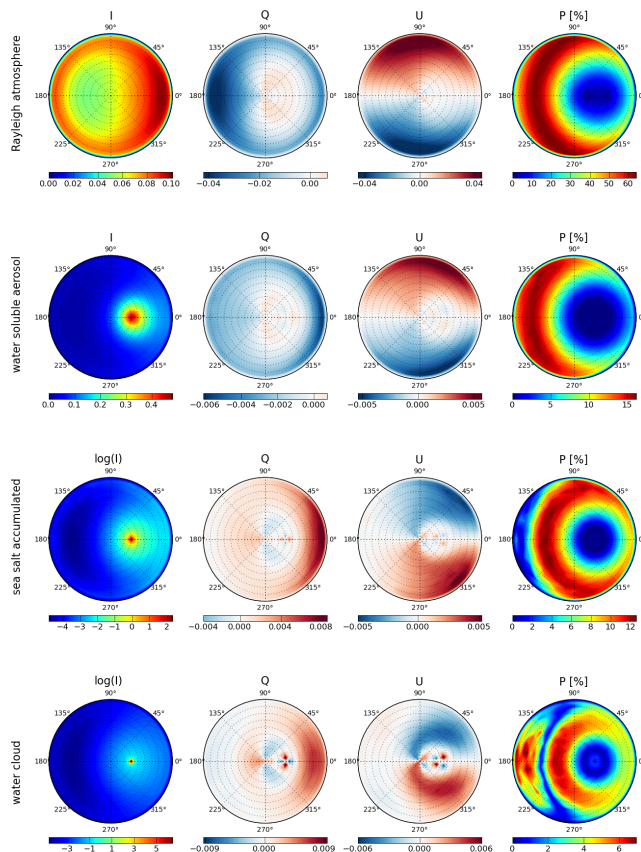


Fig. 5. Simulated Stokes components and degree of polarisation for down-welling radiation at 350 nm for a solar zenith angle of 30° . The radiance values are normalized to the extraterrestrial irradiance. The top row is for a Rayleigh scattering atmosphere, the simulations for water soluble and sea salt are for an atmosphere consisting only of aerosols, and the bottom row is for a single cloud layer with an optical thickness of 1 and an effective particle radius of $10 \mu\text{m}$.

[Title Page](#)[Abstract](#)[Introduction](#)[Conclusions](#)[References](#)[Tables](#)[Figures](#)[◀](#)[▶](#)[◀](#)[▶](#)[Back](#)[Close](#)[Full Screen / Esc](#)[Printer-friendly Version](#)[Interactive Discussion](#)

The impact of aerosols on polarized sky radiance

C. Emde et al.

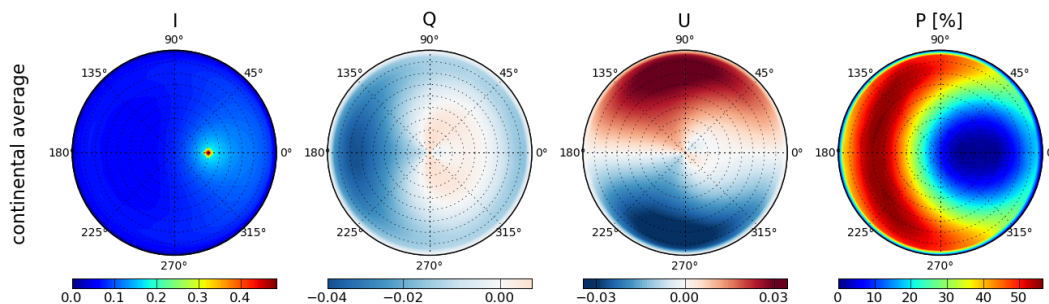


Fig. 6. Stokes components and degree of polarization at 350 nm for a molecular atmosphere with typical aerosol conditions (“continental average” mixture as defined in OPAC with an optical thickness of approximately 0.16).

[Title Page](#)[Abstract](#)[Introduction](#)[Conclusions](#)[References](#)[Tables](#)[Figures](#)[◀](#)[▶](#)[◀](#)[▶](#)[Back](#)[Close](#)[Full Screen / Esc](#)[Printer-friendly Version](#)[Interactive Discussion](#)

The impact of aerosols on polarized sky radiance

C. Emde et al.

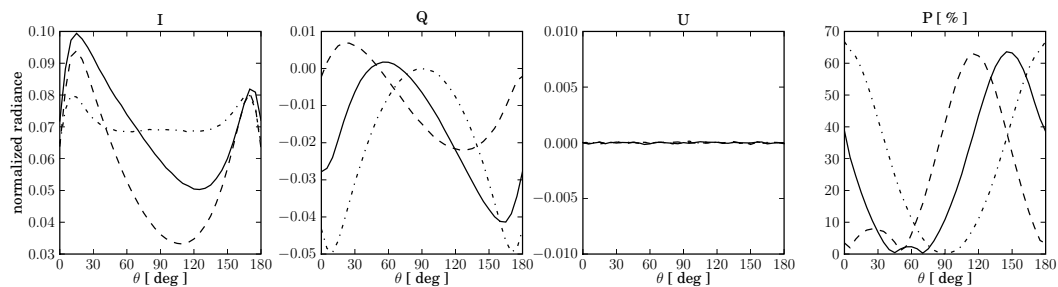


Fig. 7. Stokes components and degree of polarization at 350 nm for a pure Rayleigh atmosphere in the solar principal plane. Different lines correspond to different solar zenith angles: 0° (---), 30° (—), and 60° (---).

Title Page

Abstract

Introduction

Conclusions

References

Tables

Figures

◀

▶

◀

▶

Back

Close

Full Screen / Esc

Printer-friendly Version

Interactive Discussion

The impact of aerosols on polarized sky radiance

C. Emde et al.

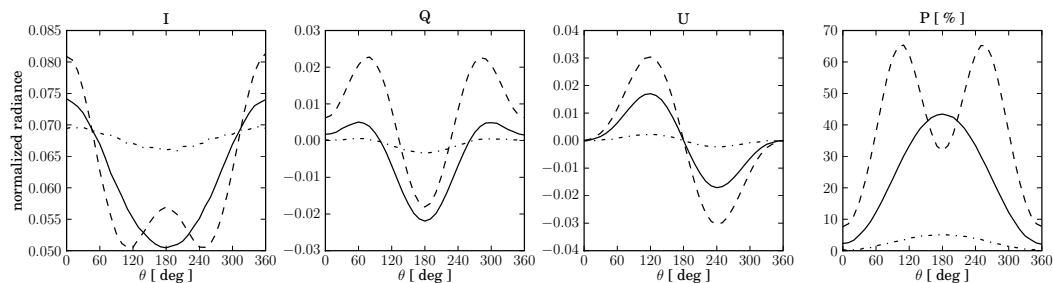


Fig. 8. Stokes components and degree of polarization at 350 nm for a pure Rayleigh atmosphere in the solar almucantar plane. Different lines correspond to different solar zenith angles: 10°(· · ·), 30°(—), and 60°(---).

Title Page

Abstract

Introduction

Conclusions

References

Tables

Figures

◀

▶

◀

▶

Back

Close

Full Screen / Esc

Printer-friendly Version

Interactive Discussion



The impact of aerosols on polarized sky radiance

C. Emde et al.

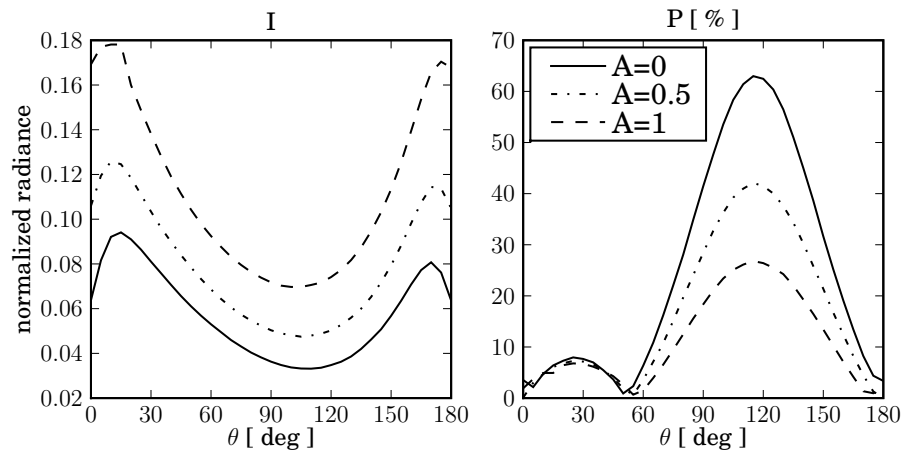


Fig. 9. Intensity and degree of polarization for a Rayleigh atmosphere assuming a Lambertian surface with different albedos. The assumed solar zenith angle is 60° and the wavelength 350 nm. The viewing directions are in the principal plane.

Title Page

Abstract

Introduction

Conclusions

References

Tables

Figures

◀

▶

◀

▶

Back

Close

Full Screen / Esc

Printer-friendly Version

Interactive Discussion



The impact of aerosols on polarized sky radiance

C. Emde et al.

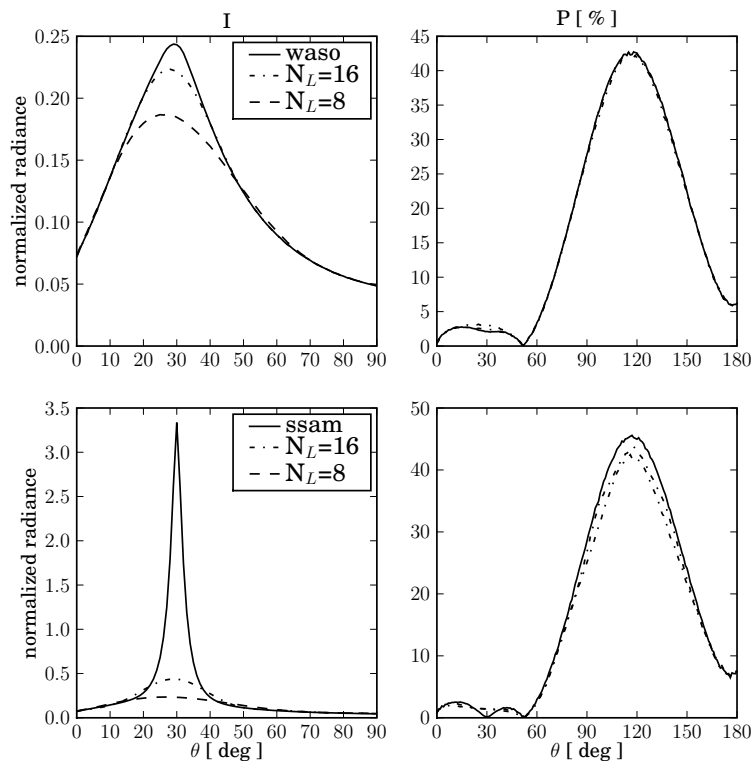


Fig. 10. Intensity and degree of polarisation in the solar principal plane for an aerosol optical thickness of 0.5 assuming that all aerosol corresponds to one aerosol type as defined in OPAC, i.e. water soluble (WASO) and sea salt accumulated mode (SSAM). The assumed solar zenith angle is 60° and the is wavelength 350 nm.

Title Page

Abstract

Introduction

Conclusions

References

Tables

Figures

◀

▶

◀

▶

Back

Close

Full Screen / Esc

Printer-friendly Version

Interactive Discussion



The impact of aerosols on polarized sky radiance

C. Emde et al.

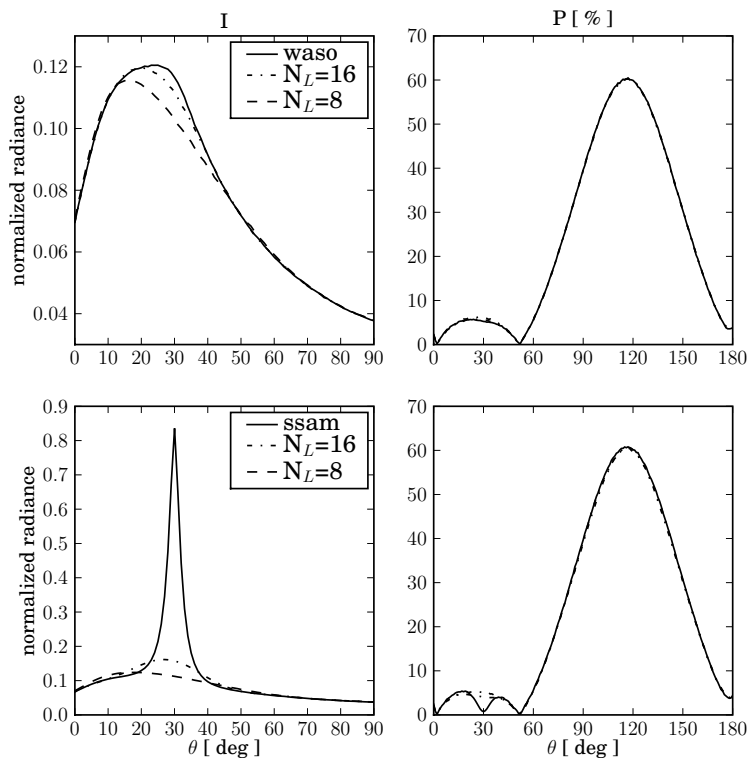


Fig. 11. Same as Fig. 10 but for an aerosol optical thickness of 0.05.

Title Page

Abstract

Introduction

Conclusions

References

Tables

Figures

◀

▶

◀

▶

Back

Close

Full Screen / Esc

Printer-friendly Version

Interactive Discussion



The impact of aerosols on polarized sky radiance

C. Emde et al.

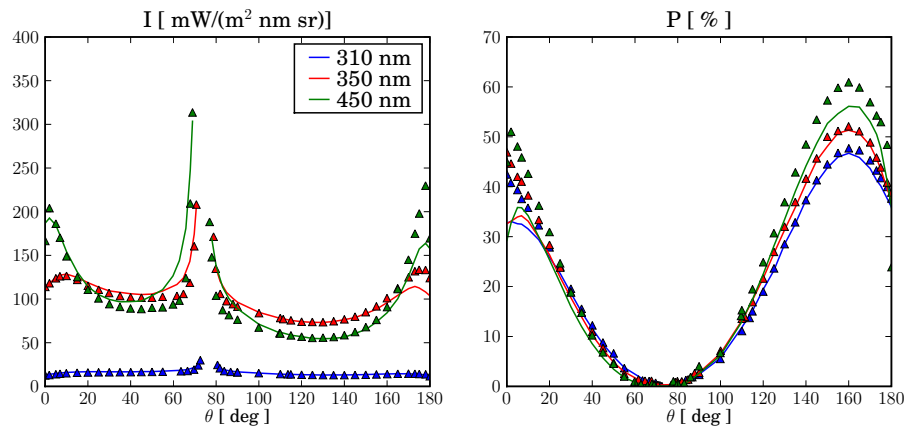


Fig. 12. Normalized intensity and degree of polarization simulated for an aerosol mixture of mineral and water soluble particles (3 June 2005, 12:00 UTC). The aerosol optical thickness was 0.06. Clouds below the measurement site are taken into account using an effective surface albedo of 0.2.

Title Page

Abstract

Introduction

Conclusions

References

Tables

Figures

◀

▶

◀

▶

Back

Close

Full Screen / Esc

Printer-friendly Version

Interactive Discussion

The impact of aerosols on polarized sky radiance

C. Emde et al.

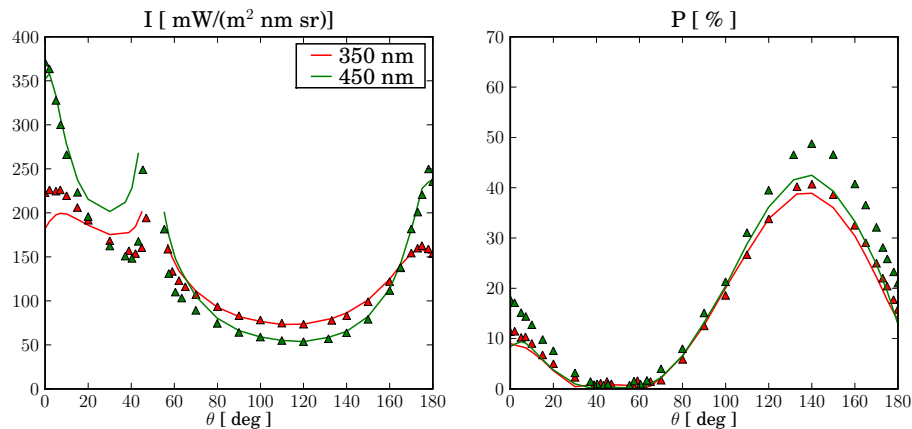


Fig. 13. Intensity and degree of polarization simulated for an aerosol mixture of mineral and water soluble particles (12 June 2005, 10:00 UTC). The aerosol optical thickness was 0.06. Clouds below the measurement site are taken into account using an effective surface albedo of 0.5.

Title Page

Abstract

Introduction

Conclusions

References

Tables

Figures

◀

▶

◀

▶

Back

Close

Full Screen / Esc

Printer-friendly Version

Interactive Discussion

