

**Amines enhance
atmospheric sulfuric
acid nucleation**

T. Kurtén et al.

Amines are likely to enhance neutral and ion-induced sulfuric acid-water nucleation in the atmosphere more effectively than ammonia

T. Kurtén, V. Loukonen, H. Vehkamäki, and M. Kulmala

Division of Atmospheric Sciences, Department of Physical Sciences, P.O. Box 64, 00014 University of Helsinki, Finland

Received: 12 February 2008 – Accepted: 13 March 2008 – Published: 16 April 2008

Correspondence to: T. Kurtén (theo.kurten@helsinki.fi)

Published by Copernicus Publications on behalf of the European Geosciences Union.

Title Page

Abstract

Introduction

Conclusions

References

Tables

Figures

◀

▶

◀

▶

Back

Close

Full Screen / Esc

Printer-friendly Version

Interactive Discussion



Abstract

We have studied the structure and formation thermodynamics of dimer clusters containing H_2SO_4 or HSO_4^- together with ammonia and seven different amines possibly present in the atmosphere, using the high-level ab initio methods RI-MP2 and RI-CC2.

As expected from e.g. proton affinity data, the binding of all studied amine – H_2SO_4 complexes is significantly stronger than that of $\text{NH}_3 \cdot \text{H}_2\text{SO}_4$, while most amine – HSO_4^- complexes are only somewhat more strongly bound than $\text{NH}_3 \cdot \text{HSO}_4^-$. Further calculations on larger cluster structures containing dimethylamine or ammonia together with two H_2SO_4 molecules or one H_2SO_4 molecule and one HSO_4^- ion demonstrate that amines, unlike ammonia, significantly assist the growth of not only neutral but also ionic clusters along the H_2SO_4 co-ordinate. A sensitivity analysis indicates that the difference in complexation free energies for amine- and ammonia-containing clusters is large enough to overcome the mass-balance effect caused by the fact that the concentration of amines in the atmosphere is probably 2 or 3 orders of magnitude lower than that of ammonia. This implies that amines might be more important than ammonia in enhancing neutral and especially ion-induced sulfuric acid-water nucleation in the atmosphere.

1 Introduction

Based on experimental and modeling results, particle formation by nucleation in the lower atmosphere is thought to involve water and sulfuric acid, with possible contributions from ions, ammonia or various organic molecules (Korhonen et al., 1999; Kulmala et al., 2000; Anttila et al., 2005). Recent experimental results (Kulmala et al., 2007) indicate that neutral mechanisms are likely to dominate nucleation at least in boreal forest areas, with ion-induced nucleation playing only a small role. The effect of ammonia in the sulfuric acid-water nucleation process has recently been studied: experimental results (Ball et al., 1999) suggest that ammonia enhances nucleation by

Amines enhance atmospheric sulfuric acid nucleation

T. Kurtén et al.

Title Page

Abstract

Introduction

Conclusions

References

Tables

Figures

◀

▶

◀

▶

Back

Close

Full Screen / Esc

Printer-friendly Version

Interactive Discussion



1–2 orders of magnitude, whereas theoretical studies have given varying predictions. Recent quantum chemical calculations demonstrate that when appropriate methods are applied to sufficiently large cluster structures (containing two or more sulfuric acid molecules), also molecular-level simulations reproduce the experimentally observed nucleation-enhancing effect (Kurtén et al., 2007a; Torpo et al., 2007; Nadykto and Yu, 2007).

Based on both experimental and theoretical results (Kulmala et al., 2004a), neutral binary sulfuric acid-water nucleation alone can not explain most of the new-particle formation events observed in the atmosphere. Also, in a recent study, Laakso et al. (2007) measured boundary layer particle formation using a hot-air balloon, and came to the conclusion that ion-induced nucleation of water-sulfuric acid clusters can not explain the observed formation of charged nanoparticles. In numerical simulations based on the thermodynamic data of Lovejoy et al. (2004), they found that that binary ion-induced nucleation could not explain most of the observed nucleation even if sulfuric acid concentrations twice as large as those estimated from the measured SO_2 concentrations were used. This would suggest that some other compounds are involved in stabilizing the clusters. Kurtén et al. (2007b) recently computed formation energies for small neutral and ionic sulfuric acid-water and sulfuric acid-water-ammonia clusters, and found that the HSO_4^- ion is very weakly bound to ammonia. This result was confirmed by Ortega et al. (2008), who also computed formation energies of charged clusters containing HSO_4^- , NH_3 and up to three H_2SO_4 molecules, and found that ammonia does not enhance ion-induced sulfuric acid-water nucleation. Some other compound or family of compounds are thus needed to explain the experimental observations of Laakso et al. (2007).

Like ammonia, amines are able to form e.g. nitrate or sulfate salts in atmospheric conditions. Indeed, chemical intuition and proton affinity data (Hunter and Lias, 1998) indicates that proton transfer should occur more easily for amine-acid clusters than for ammonia-acid clusters, leading to stronger binding. Based on laboratory chamber experiments and quantum chemical calculations on crystal structures, Murphy et

Amines enhance atmospheric sulfuric acid nucleation

T. Kurtén et al.

Title Page

Abstract

Introduction

Conclusions

References

Tables

Figures

◀

▶

◀

▶

Back

Close

Full Screen / Esc

Printer-friendly Version

Interactive Discussion



Amines enhance atmospheric sulfuric acid nucleation

T. Kurtén et al.

[Title Page](#)[Abstract](#)[Introduction](#)[Conclusions](#)[References](#)[Tables](#)[Figures](#)[⏪](#)[⏩](#)[◀](#)[▶](#)[Back](#)[Close](#)[Full Screen / Esc](#)[Printer-friendly Version](#)[Interactive Discussion](#)

al. (2007) recently reported that for nucleation processes involving nitric acid, amines such as diethylamine may be more effective than ammonia in forming new particles. Also, in an experimental study by Mäkelä et al. (2001) dimethylammonium, the ionic form of dimethylamine, was found to be present in aerosol particles during particle formation events and/or the immediately following particle growth processes in Hyytiälä, Southern Finland. The relative difference between event and non-event dimethylamine concentrations in the aerosol phase were approximately 50-fold, indicating that dimethylamine is involved in particle formation. In view of these results, it is possible that amines, instead of ammonia, are the primary enhancers of sulfuric acid-water nucleation, or may at least significantly contribute to particle formation in the atmosphere.

As a first step in the investigation of the atmospheric relevance of sulfuric acid-amine clusters, we have calculated the structure and binding energies of clusters comprising one sulfuric acid and either ammonia, methylamine, dimethylamine, trimethylamine, ethylamine, diethylamine, triethylamine or ethylmethylamine, using high-level ab initio methods. The same calculations were then performed with the hydrogensulfate ion instead of sulfuric acid. Based on the results of these calculations, as well as the results of Mäkelä et al. (2001), further calculations were then carried out on clusters containing dimethylamine or ammonia together with either two sulfuric acid molecules or one sulfuric acid molecule and one hydrogensulfate ion. Qualitative estimates for the formation enthalpies, entropies and Gibbs free energies were then computed for all clusters using the harmonic oscillator and rigid rotor approximations.

2 Computational details

All calculations were performed using the Turbomole v.5.8. program suite (Ahlrichs et al., 1989; Häser and Ahlrichs, 1989). For structure optimizations and vibrational frequency calculations, we used the RI-MP2 method (Weigend and Häser 1997; Weigend et al., 1998) with the frozen-core approximation and the aug-cc-pV(D+d)Z basis set (Dunning et al., 2001), though some test optimizations were also performed

using the larger aug-cc-pV(T+d)Z basis set (Dunning et al., 2001) (see the supporting information for details <http://www.atmos-chem-phys-discuss.net/8/7455/2008/acpd-8-7455-2008-supplement.pdf>). The auxiliary basis sets needed for the RI expansion are given by Weigend et al. (2002). Final electronic energies were computed using the RI-MP2 and RI-CC2 methods (Christiansen et al., 1995) and the aug-cc-pV(T+d)Z basis set. Though the correlation energy computed by the RI-CC2 method is more accurate than that given by RI-MP2, the RI-CC2 method is primarily designed to compute molecular properties rather than energies, and it should therefore be noted that the results are thus not as accurate as those computed using, for example, the more demanding coupled cluster methods CCSD or CCSD(T). In a recent high-level study on small neutral and charged sulfuric acid-water clusters (Kurtén et al., 2007b), we have shown that at the RI-MP2 level, increasing the basis set size beyond aug-cc-pV(T+d)Z has only a small effect on the intermolecular binding (complexation) energies. The commonly used counterpoise (CP) correction seems to significantly exaggerate basis-set related errors for large basis sets containing multiple diffuse basis functions (Kurtén et al., 2007b; Feller, 1992), and is therefore not computed here. The convergence with respect to the electronic energy in the self-consistent field (SCF) step was 10^{-7} a.u. (atomic units), and the convergence with respect to the gradient was 10^{-4} a.u. For the numerical frequency calculations, a stepsize of 0.01 a.u. and a SCF convergence limit of 10^{-8} a.u. were used, based on test calculations carried out as part of an earlier study on sulfuric acid-ammonia clusters (Kurtén et al., 2007c). As the emphasis of this study is on comparing complex formation free energies of amine- and ammonia-containing clusters rather than on computing accurate absolute free energies, no scaling factors were used to account for vibrational anharmonicity. For details on the effect of anharmonicity on this type of cluster structures, and on the difficulties in constructing reliable scaling factor approaches for free energy calculations, see Kurtén et al. (2007b).

Amines enhance atmospheric sulfuric acid nucleation

T. Kurtén et al.

Title Page

Abstract

Introduction

Conclusions

References

Tables

Figures

◀

▶

◀

▶

Back

Close

Full Screen / Esc

Printer-friendly Version

Interactive Discussion



3 Results and discussion

The structures of the studied dimer clusters are shown in Figs. 1–2. Figure 1 contains the neutral H_2SO_4 -amine dimer complexes, while Fig. 2 contains the ionic HSO_4^- -amine dimer complexes. The structures are drawn using the MOLEKEL 4.3 visualization package (Portmann, 2002). The corresponding electronic energies, enthalpies and entropies are presented in the supporting information along with the coordinates for all studied cluster structures.

The electronic energies for the formation of the various dimer clusters from their constituent molecules are shown in Table 1. The values have been computed at three levels of theory: RI-MP2/aug-cc-pV(D+d)Z, RI-MP2/aug-cc-pV(T+d)Z, and RI-CC2/aug-cc-pV(T+d)Z. Table 2 lists the corresponding enthalpies, entropies and Gibbs free energies for complex formation at 298 K and 1 atm reference pressure, computed using the RI-MP2/aug-cc-pV(D+d)Z harmonic vibrational frequencies with the RI-CC2/aug-cc-pV(T+d)Z electronic energies. The use of harmonic vibrational frequencies for the HSO_4^- ion causes moderately large errors in the absolute values of the complexation free energy for the ionic clusters, as the free ion is likely to possess an internal rotation degree of freedom (Kurtén et al., 2007b). However, the contribution of this error source is essentially constant, so the relative energetics (e.g. differences in formation free energies between HSO_4^- -ammonia and HSO_4^- -amine complexes) are still relatively reliable.

It can be seen from Tables 1 and 2 that the complexes of sulfuric acid and the hydrogensulfate ion with the various amines studied are almost always stronger bound than the corresponding complexes with ammonia. (The sole exception is $\text{HSO}_4^- \cdot \text{CH}_3\text{NH}_2$, which is slightly less stable than $\text{HSO}_4^- \cdot \text{NH}_3$ with respect to the electronic energy, though not the free energy.) For the neutral dimers, the stabilization effect associated with the substitution of one or more hydrogens of ammonia with alkyl groups is very large, on the order of 5–15 kcal/mol. The magnitude of this effect systematically increases both with the number and size of the alkyl substituents. As expected, the or-

Amines enhance atmospheric sulfuric acid nucleation

T. Kurtén et al.

Title Page

Abstract

Introduction

Conclusions

References

Tables

Figures

⏪

⏩

◀

▶

Back

Close

Full Screen / Esc

Printer-friendly Version

Interactive Discussion



dering of the complexation free energies for the neutral dimers follows that of the proton affinities reported by Hunter and Lias (1998). However, for the charged dimers, this is not the case. Overall, the stabilization effect is much smaller for the charged clusters, on the order of 0–3 kcal/mol, and while increasing the substituent size still systematically increases the stability of the complex, the dimers containing disubstituted amines are more stable than the dimers containing mono- or trisubstituted amines.

For the neutral complexes, the main reason for the large effect on the formation energies is apparent from Fig. 1: the alkyl groups on the amines are better able to stabilize the positive charge associated with proton transfer from an SOH group to the nitrogen atom, which leads to the formation of a strongly bound ion pair. For H₂SO₄-NH₃ clusters, in contrast, the presence of two sulfuric acids are required for proton transfer to occur (Kurtén et al., 2007a; Nadykto and Yu 2007). This also explains, on a microscopic level, the growth in stability (and increase in proton affinity) as a function of substituent size and number: larger and more numerous substituents are able to stabilize the positive charge better.

In the case of the HSO₄⁻ ion, there is no weakly bound proton to transfer, and the change in stability is correspondingly smaller, as it involves only the strengthening of existing hydrogen bonds instead of the formation of new ion pairs. The decrease in stability in going from di- to trisubstituted amines is probably explained by the fact that while the disubstituted amines can form two hydrogen bonds with HSO₄⁻, the trisubstituted amines can form only one, as they lack the additional hydrogen atom needed for the bond. (See Fig. 2.) For the neutral complexes, the increased ion pair stabilization in going from di- to trisubstituted amines seems to outweigh the absence of the second, weaker hydrogen bond. However, the difference in stability between dimers containing di- and trisubstituted amines is much smaller than the difference between dimers containing mono- and disubstituted amines, especially in the case of the neutral complexes.

In order to assess the importance of amines for sulfuric acid-related nucleation processes, it is not enough to know how strongly they are bound to a single sulfuric acid

Amines enhance atmospheric sulfuric acid nucleation

T. Kurtén et al.

Title Page

Abstract

Introduction

Conclusions

References

Tables

Figures

◀

▶

◀

▶

Back

Close

Full Screen / Esc

Printer-friendly Version

Interactive Discussion



Amines enhance atmospheric sulfuric acid nucleation

T. Kurtén et al.

Title Page

Abstract

Introduction

Conclusions

References

Tables

Figures

◀

▶

◀

▶

Back

Close

Full Screen / Esc

Printer-friendly Version

Interactive Discussion



molecule (or hydrogensulfate ion). Information on the ability of the amines to promote the addition of further sulfuric acid molecules to the cluster, and thus lower the nucleation barrier, is also required. Toward this end, we have computed reaction free energies for the addition of a sulfuric acid molecule to a cluster containing one sulfuric acid molecule or hydrogensulfate ion together with either ammonia or dimethylamine. Data for the dimer clusters containing only H_2SO_4 and HSO_4^- is provided for reference. Dimethylamine was chosen as a representative amine both due to computational considerations – it is considerably smaller than e.g. triethylamine – and based on the results of Mäkelä et al. (2001) which indicate that it is present in the atmosphere in boreal forest conditions. The results are presented in Tables 3 and 4, while the corresponding lowest-energy cluster structures are shown in Fig. 3. A comparison of Fig. 3 with Tables 3 and 4 shows that even though the structure and binding patterns of the ammonia- and dimethylamine-containing clusters are similar, dimethylamine enhances the addition of sulfuric acid to the clusters considerably more effectively than ammonia, with the difference in reaction free energies being approximately 5 kcal/mol for the neutral clusters and 7 kcal/mol for the charged clusters. Especially the latter results is significant, as it implies that, despite the low attraction between the various amines and the HSO_4^- ion, amines, unlike ammonia, might still enhance ion – induced sulfuric acid nucleation. This is especially relevant given the suggestion by Laakso et al. (2007) that some third compound besides sulfuric acid and water is needed to explain the observed ion-induced contribution to nucleation events in the boreal forest.

Beside thermodynamic data at standard conditions, information on the concentrations of the reactant species is also required to determine the atmospheric role of sulfuric acid-amine cluster formation. From the law of mass balance, the ratio of the concentrations of e.g. dimethylamine – containing clusters to ammonia – containing clusters can be expressed as:

$$\frac{[X \bullet (\text{CH}_3)_2\text{NH}]}{[X \bullet \text{NH}_3]} = \frac{[(\text{CH}_3)_2\text{NH}]}{[\text{NH}_3]} e^{\frac{-\Delta\Delta G_0}{RT}} \quad (1)$$

Amines enhance atmospheric sulfuric acid nucleation

T. Kurtén et al.

Title Page

Abstract

Introduction

Conclusions

References

Tables

Figures

◀

▶

◀

▶

Back

Close

Full Screen / Esc

Printer-friendly Version

Interactive Discussion



where X indicates some cluster composition (e.g. $\text{H}_2\text{SO}_4 \cdot \text{H}_2\text{SO}_4$ or $\text{H}_2\text{SO}_4 \cdot \text{HSO}_4^-$), T is the temperature in Kelvin, R is the molar gas constant and $\Delta\Delta G_o$ is the difference in the standard free energies of formation for the $\text{X} \cdot (\text{CH}_3)_2\text{NH}$ and $\text{X} \cdot \text{NH}_3$ clusters. Thus, if the gas-phase concentration of dimethylamine is e.g. 100–1000 times smaller than the concentration of ammonia, the formation free energies for the dimethylamine-containing clusters must be more than 3–4 kcal/mol lower than that of the ammonia-containing clusters for their concentrations to be equal.

Unfortunately, there is very little data on the atmospheric concentrations of any amine species. According to Schade and Crutzen (1995), the combined global emissions of methylamine, dimethylamine and trimethylamine in 1988 were $150 \pm 60 \text{ TgN}$, about 3/4 of which consisted of trimethylamine. This corresponds to about 1/150 of the global ammonia emissions, implying that, on average, amine concentrations are at least two orders of magnitude lower than those of ammonia. As ammonia concentrations in continental air are typically in the 0.1–10 ppb range (Seinfeld and Pandis, 1998), this would indicate that amine concentrations are on the order of 1–100 ppt. Because amines are more rapidly oxidized by OH than ammonia, this should probably be considered an upper limit, and far from the emission sources the amine – to ammonia – concentration ratio may be even smaller. Nevertheless, this rough estimate shows that the number concentration of amine molecules may well be equal to or greater than that of sulfuric acid, which typically has concentrations of $10^7 \text{ molecules cm}^{-3}$ (corresponding to 0.4 ppt at 298 K) or less in non-polluted areas (Spracklen et al., 2006). Even for amine concentrations as low as 1 ppt, the collision rate of amine and sulfuric acid molecules would thus still be on the order of 10^4 – $10^5 \text{ collisions cm}^{-3}\text{s}^{-1}$, indicating that the formation of atmospherically significant amounts of amine-sulfuric acid clusters is at least not ruled out by collision kinetics. Close to emission sources, concentrations may be much higher, e.g. diethylamine and butylamine concentrations of over 100 ppb have been reported in the vicinity of a dairy farm in California (Rabaud et al., 2003).

Using the Eq. (1) together with free energies for complexation given in Tables 2 and 4, we have computed the ratio of the concentrations of $(\text{H}_2\text{SO}_4)_2 \cdot (\text{CH}_3)_2\text{NH}$ to

Amines enhance atmospheric sulfuric acid nucleation

T. Kurtén et al.

Title Page

Abstract

Introduction

Conclusions

References

Tables

Figures

◀

▶

◀

▶

Back

Close

Full Screen / Esc

Printer-friendly Version

Interactive Discussion



$(\text{H}_2\text{SO}_4)_2 \cdot \text{NH}_3$ and $\text{HSO}_4^- \cdot \text{H}_2\text{SO}_4 \cdot (\text{CH}_3)_2\text{NH}$ to $\text{HSO}_4^- \cdot \text{H}_2\text{SO}_4 \cdot \text{NH}_3$ clusters as a function of the ratio of ammonia and dimethylamine concentrations. As the concentration ratios do not depend strongly on the temperature, results are shown only for 298 K. The results are presented in Table 5. It can be seen from Table 5 that even if the concentration of gas-phase dimethylamine is only one thousandth of the ammonia concentration, amine-containing clusters are still likely to dominate the cluster distribution. However, the application of Eq. (1) presumes a pseudo-steady-state situation, where the formation of complexes does not significantly deplete the gas-phase reservoir of reactant molecules. For very low absolute amine concentrations, this is almost certainly not the case: the formation of sulfuric acid-amine clusters will then quickly deplete the amine reservoir, and steady-state conditions will not apply. The results presented here should therefore be considered as qualitative order-of-magnitude assessments. A quantitatively reliable determination of the relative atmospheric importance of amine- and ammonia-containing clusters would require both much more reliable concentration data as well as fully kinetic nucleation simulations, which are beyond the scope of this study.

Previously, it has been thought that vegetation influences new-particle formation mainly via the emission of various types of terpenes, which are oxidized in the atmosphere to form condensable vapors (Kulmala et al., 2004b). These vapors may then participate in nucleation (O'Dowd et al., 2002), e.g. via reacting or clustering with sulfuric acid molecules. As vegetation is also a source of amines, a nucleation mechanism involving enhancement of sulfuric acid-water nucleation by biogenic amines would provide another link between biogenic vapor emissions from forests and particle formation.

4 Conclusions

The dimer clusters of ammonia and seven different amine species with H_2SO_4 and HSO_4^- were studied using the RI-MP2 and RI-CC2 methods. Further calculations were performed on trimer clusters containing ammonia or dimethylamine together with two

Amines enhance atmospheric sulfuric acid nucleation

T. Kurtén et al.

Title Page

Abstract

Introduction

Conclusions

References

Tables

Figures

◀

▶

◀

▶

Back

Close

Full Screen / Esc

Printer-friendly Version

Interactive Discussion



H_2SO_4 molecules or one H_2SO_4 molecule and one HSO_4^- ion. The computed free energies for complex formation show that amines are considerably more effective than ammonia in enhancing the addition of sulfuric acid molecules to both neutral and ionic sulfuric acid clusters. This is especially relevant for the ionic clusters, as previous experimental and theoretical studies indicate that in addition to sulfuric acid and water, the participation of some third compound, other than ammonia, is needed to explain the ion-induced contribution to observed nucleation rates. Our results indicate that both neutral and ion-induced nucleation mechanisms involving sulfuric acid are likely to be enhanced much more effectively by amines than by ammonia, even after the differences in their atmospheric concentrations are accounted for.

Acknowledgements. We acknowledge the Scientific Computing Center (CSC) in Espoo, Finland for computing time and the Academy of Finland for financial support. Furthermore, we wish to thank M. Salonen for useful assistance.

References

- Ahlich, R., Bär, M., Häser, M., Horn, H., and Kölmel, C.: Electronic structure calculations on workstation computers: The program system Turbomole, *Chem. Phys. Lett.*, 162, 165–169, 1989.
- Anttila, T., Vehkamäki, H., Napari, I., and Kulmala, M.: Effect of ammonium bisulphate formation on atmospheric water-sulphuric acid-ammonia nucleation, *Boreal Environ. Res.*, 10, 511–523, 2005.
- Ball, S. M., Hanson, D. R., Eisele, F. L., and McMurry, P. H.: Laboratory studies of particle nucleation: Initial results for H_2SO_4 , H_2O , and NH_3 vapors, *J. Geophys. Res. D*, 104, 23 709–23 718, 1999.
- Christiansen, O., Koch, H., and Jørgensen, P.: The second-order approximate coupled cluster singles and doubles model CC2, *Chem. Phys. Lett.*, 243, 409–418, 1995.
- Dunning Jr., T. H., Peterson, K. A., and Wilson, A. K.: Gaussian basis sets for use in correlated molecular calculations. X. The atoms aluminum through argon revisited, *J. Chem. Phys.*, 114, 9244–9253, 2001.

- Feller, A. D.: Application of systematic sequences of wave functions to the water dimer, *J. Chem. Phys.*, 96, 6104–6114, 1992.
- Hunter, E. P. and Lias, S. G.: Evaluated Gas Phase Basicities and Proton Affinities of Molecules: An Update, *J. Phys. Chem. Ref. Data*, 27, 413–656, 1998. Data available online via the NIST Chemistry WebBook.
- Häser, M. and Ahlrichs, R: Improvements on the direct SCF method, *J. Comput. Chem.*, 10, 104–111, 1989.
- Korhonen, P., Kulmala, M., Laaksonen, A., Viisanen, Y., McGraw, R. and Seinfeld, J. H.: Ternary nucleation of H_2SO_4 , NH_3 , and H_2O in the atmosphere, *J. Geophys. Res.*, 104, 26 349–26 353, 1999.
- Kulmala, M., Pirjola, L., and Mäkelä, J. M.: Stable sulphate clusters as a source of new atmospheric particles, *Nature*, 404, 66–69, 2000.
- Kulmala, M., Vehkamäki, H., Petäjä, T., Dal Maso, M., Lauri, A., Kerminen, V.-M., Birmili, W., and McMurry, P. H.: Formation and growth rates of ultrafine atmospheric particles: a review of observations, *J. Aerosol. Sci.*, 35, 143–176, 2004a.
- Kulmala, M., Suni, T., Lehtinen, K. E. J., Dal Maso, M., Boy, M., Reissell, A., Rannik, Ü., Aalto, P., Keronen, P., Hakola, H., Bäck, J., Hoffmann, T., Vesala, T., and Hari, P.: A new feedback mechanism linking forests, aerosols, and climate, *Atmos. Chem. Phys.*, 4, 557–562, 2004b, <http://www.atmos-chem-phys.net/4/557/2004/>.
- Kulmala, M., Riipinen, I., Sipilä, M., Manninen, H. E., Petäjä, T., Junninen, H., Dal Maso, M., Mordas, G., Mirme, A., Vana, M., Hirsikko, A., Laakso, L., Harrison, R. M., Hanson, I., Leung, C., Lehtinen, K. E. J., and Kerminen, V.-M.: Towards Direct Measurement of Atmospheric Nucleation, *Science*, 318, 89–92, 2007.
- Kurtén, T., Torpo, L., Ding, C.-G., Vehkamäki, H., Sundberg, M. R., Laasonen, K., and Kulmala, M.: A density functional study on water-sulfuric acid-ammonia clusters and implications for atmospheric cluster formation, *Geophys. Res.* 112, D04210, 2007a.
- Kurtén, T., Noppel, M., Vehkamäki, H., Salonen, M., and Kulmala, M.: Quantum chemical studies of hydrate formation of H_2SO_4 and HSO_4^- , *Boreal Environ. Res.*, 12, 431–453, 2007b.
- Kurtén, T., Torpo, L., Sundberg, M. R., Vehkamäki, H., and Kulmala, M.: Estimation of the $\text{NH}_3\text{:H}_2\text{SO}_4$ ratio of nucleating clusters in atmospheric conditions using quantum chemical methods, *Atmos. Chem. Phys.*, 7, 2765–2773, 2007c, <http://www.atmos-chem-phys.net/7/2765/2007/>.
- Laakso, L., Grönholm, T., Kulmala, L., Haapanala, S., Hirsikko, A., Lovejoy, E. R., Kazil, J.,

Amines enhance atmospheric sulfuric acid nucleation

T. Kurtén et al.

Title Page

Abstract

Introduction

Conclusions

References

Tables

Figures

◀

▶

◀

▶

Back

Close

Full Screen / Esc

Printer-friendly Version

Interactive Discussion



**Amines enhance
atmospheric sulfuric
acid nucleation**

T. Kurtén et al.

Title Page

Abstract

Introduction

Conclusions

References

Tables

Figures

◀

▶

◀

▶

Back

Close

Full Screen / Esc

Printer-friendly Version

Interactive Discussion



Kurtén, T., Boy, M., Nilsson, E. D., Sogachev, A., Riipinen, I., Stratman, F., and Kulmala, M.: Hot-air balloon measurements of vertical variation of boundary layer new particle formation, *Boreal Environ. Res.*, 12, 279–294, 2007.

Lovejoy, E. R., Curtius, J., and Froyd, K. D.: Atmospheric ion-induced nucleation of sulfuric acid and water, *J. Geophys. Res.*, 109, D08204, 2004.

Mäkelä, J. M., Yli-Koivisto, S., Hiltunen, V., Seidl, W., Swietlicki, E., Teinilä, K., Sillanpää, M., Koponen, I. K., Paatero, J., Rosman, K., and Hämeri, K.: Chemical composition of aerosol during particle formation events in boreal forest, *Tellus*, 53B, 380–393, 2001.

Murphy, S. M., Sorooshian, A., Kroll, J. H., Ng, N. L., Chhabra, P., Tong, C., Surratt, J. D., Knipping, E., Flagan, R. C., and Seinfeld, J. H.: Secondary aerosol formation from atmospheric reactions of aliphatic amines, *Atmos. Chem. Phys.*, 7, 2313–2337, 2007, <http://www.atmos-chem-phys.net/7/2313/2007/>.

Nadykto, A. B. and Yu, F.: Strong hydrogen bonding between atmospheric nucleation precursors and common organics, *Chem. Phys. Lett.*, 435, 14–18, 2007.

O'Dowd, C. D., Aalto, P., Hämeri, K., Kulmala, M. and Hoffmann, T.: Atmospheric particles from organic vapours, *Nature*, 416, 497–498, 2002.

Ortega, I. K., Kurtén, T., Vehkamäki, H., and Kulmala, M.: The Role of Ammonia in Sulfuric Acid Ion-Induced Nucleation, *Atmos. Chem. Phys. Discuss.*, 8, 5413–5436, 2008, <http://www.atmos-chem-phys-discuss.net/8/5413/2008/>.

Portmann, S.: MOLEKEL, Version 4.3.win32. Swiss Center for Scientific Computing (CSCS)/ETHZ, Switzerland, 2002.

Raubaud, N. E., Ebeler, S. E., Ashbaugh, L. L., and Flocchini, R. G.: Characterization and quantification of odorous and non-odorous volatile organic compounds near a commercial dairy in California, *Atmos. Environ.*, 37, 933–940, 2003.

Schade, G. W. and Crutzen, P. J.: Emission of aliphatic amines from animal husbandry and their reactions: Potential source of N₂O and HCN, *J. Atmos. Chem.*, 22, 319–346, 1995.

Seinfeld, J. H. and Pandis, S. N.: *Atmospheric Chemistry and Physics: From Air Pollution to Climate Change*, Wiley & Sons: New York, USA, 1998.

Spracklen, D. V., Carslaw, K. S., Kulmala, M., Kerminen, V.-M., Mann, G. W., and Sihto, S.-L.: The contribution of boundary layer nucleation events to total particle concentrations on regional and global scales, *Atmos. Chem. Phys.*, 6, 5631–5648, 2006, <http://www.atmos-chem-phys.net/6/5631/2006/>.

Torpo, L., Kurtén, T., Vehkamäki, H., Sundberg, M. R., Laasonen, K., and Kulmala, M.: The

significant role of ammonia in atmospheric nanoclusters, *J. Phys. Chem. A*, 111, 10671–10674, 2007.

Weigend, F. and Häser, M.: RI-MP2: first derivatives and global consistency, *Theor. Chem. Acc.*, 97, 331–340, 1997.

5 Weigend, F., Häser, M., Patzelt, H., and Ahlrichs, R.: RI-MP2: Optimized auxiliary basis sets and demonstration of efficiency, *Chem. Phys. Lett.*, 294, 143–152, 1998.

Weigend, F., Köhn, A., and Hättig, C.: Efficient use of the correlation consistent basis sets in resolution of the identity MP2 calculations, *J. Chem. Phys.*, 116, 3175–3183, 2002.

ACPD

8, 7455–7476, 2008

Amines enhance atmospheric sulfuric acid nucleation

T. Kurtén et al.

Title Page

Abstract

Introduction

Conclusions

References

Tables

Figures

⏪

⏩

◀

▶

Back

Close

Full Screen / Esc

Printer-friendly Version

Interactive Discussion



Table 1. Electronic energies computed for the dimer formation reactions at different levels of theory. DZ and TZ correspond to aug-cc-pV(D+d)Z and aug-cc-pV(T+d)Z, respectively. All values correspond to geometries optimized at the RI-MP2/aug-cc-pV(D+d)Z level.

Reaction	$\Delta E_{0,}$	$\Delta E_{0,}$	$\Delta E_{0,}$
	RI-MP2/DZ kcal/mol	RI-MP2/TZ kcal/mol	RI-CC2/TZ kcal/mol
$\text{H}_2\text{SO}_4 + \text{NH}_3 \leftrightarrow \text{H}_2\text{SO}_4 \cdot \text{NH}_3$	-16.99	-17.08	-17.37
$\text{H}_2\text{SO}_4 + \text{CH}_3\text{NH}_2 \leftrightarrow \text{H}_2\text{SO}_4 \cdot \text{CH}_3\text{NH}_2$	-21.91	-21.90	-22.84
$\text{H}_2\text{SO}_4 + \text{CH}_3\text{CH}_2\text{NH}_2 \leftrightarrow \text{H}_2\text{SO}_4 \cdot \text{CH}_3\text{CH}_2\text{NH}_2$	-23.78	-23.40	-24.53
$\text{H}_2\text{SO}_4 + (\text{CH}_3)_2\text{NH} \leftrightarrow \text{H}_2\text{SO}_4 \cdot (\text{CH}_3)_2\text{NH}$	-26.73	-26.06	-27.22
$\text{H}_2\text{SO}_4 + (\text{CH}_3\text{CH}_2)_2\text{NH} \leftrightarrow \text{H}_2\text{SO}_4 \cdot (\text{CH}_3\text{CH}_2)_2\text{NH}$	-30.05	-29.09	-30.19
$\text{H}_2\text{SO}_4 + (\text{CH}_3)_3\text{N} \leftrightarrow \text{H}_2\text{SO}_4 \cdot (\text{CH}_3)_3\text{N}$	-28.71	-27.51	-28.47
$\text{H}_2\text{SO}_4 + (\text{CH}_3\text{CH}_2)_3\text{N} \leftrightarrow \text{H}_2\text{SO}_4 \cdot (\text{CH}_3\text{CH}_2)_3\text{N}$	-33.09	-31.05	-32.16
$\text{H}_2\text{SO}_4 + (\text{CH}_3\text{CH}_2)\text{NH}(\text{CH}_3) \leftrightarrow \text{H}_2\text{SO}_4 \cdot (\text{CH}_3\text{CH}_2)\text{NH}(\text{CH}_3)$	-28.14	-27.34	-28.48
$\text{HSO}_4^- + \text{NH}_3 \leftrightarrow \text{HSO}_4^- \cdot \text{NH}_3$	-10.79	-10.60	-10.85
$\text{HSO}_4^- + \text{CH}_3\text{NH}_2 \leftrightarrow \text{HSO}_4^- \cdot \text{CH}_3\text{NH}_2$	-10.66	-9.79	-10.12
$\text{HSO}_4^- + \text{CH}_3\text{CH}_2\text{NH}_2 \leftrightarrow \text{HSO}_4^- \cdot \text{CH}_3\text{CH}_2\text{NH}_2$	-12.07	-10.92	-11.36
$\text{HSO}_4^- + (\text{CH}_3)_2\text{NH} \leftrightarrow \text{HSO}_4^- \cdot (\text{CH}_3)_2\text{NH}$	-14.06	-13.649	-14.25
$\text{HSO}_4^- + (\text{CH}_3\text{CH}_2)_2\text{NH} \leftrightarrow \text{HSO}_4^- \cdot (\text{CH}_3\text{CH}_2)_2\text{NH}$	-15.47	-14.56	-15.33
$\text{HSO}_4^- + (\text{CH}_3)_3\text{N} \leftrightarrow \text{HSO}_4^- \cdot (\text{CH}_3)_3\text{N}$	-13.12	-12.09	-12.80
$\text{HSO}_4^- + (\text{CH}_3\text{CH}_2)_3\text{N} \leftrightarrow \text{HSO}_4^- \cdot (\text{CH}_3\text{CH}_2)_3\text{N}$	-15.61	-13.81	-14.78
$\text{HSO}_4^- + (\text{CH}_3\text{CH}_2)\text{NH}(\text{CH}_3) \leftrightarrow \text{HSO}_4^- \cdot (\text{CH}_3\text{CH}_2)\text{NH}(\text{CH}_3)$	-15.03	-14.31	-15.03

Amines enhance atmospheric sulfuric acid nucleation

T. Kurtén et al.

Title Page

Abstract

Introduction

Conclusions

References

Tables

Figures

◀

▶

◀

▶

Back

Close

Full Screen / Esc

Printer-friendly Version

Interactive Discussion



Table 2. Enthalpies, entropies and Gibbs free energies computed for the dimer formation reactions at 298 K and 1 atm reference pressure for all reactants. All values correspond to RI-MP2/aug-cc-pV(D+d)Z geometries and harmonic vibrational frequencies and RI-CC2/aug-cc-pV(T+d)Z electronic energies.

Reaction	ΔH (298 K) kcal/mol	ΔS (298 K) cal/Kmol	ΔG (298 K) kcal/mol
$\text{H}_2\text{SO}_4 + \text{NH}_3 \leftrightarrow \text{H}_2\text{SO}_4 \cdot \text{NH}_3$	-16.06	-31.60	-6.64
$\text{H}_2\text{SO}_4 + \text{CH}_3\text{NH}_2 \leftrightarrow \text{H}_2\text{SO}_4 \cdot \text{CH}_3\text{NH}_2$	-20.87	-36.62	-9.95
$\text{H}_2\text{SO}_4 + \text{CH}_3\text{CH}_2\text{NH}_2 \leftrightarrow \text{H}_2\text{SO}_4 \cdot \text{CH}_3\text{CH}_2\text{NH}_2$	-22.45	-38.22	-11.06
$\text{H}_2\text{SO}_4 + (\text{CH}_3)_2\text{NH} \leftrightarrow \text{H}_2\text{SO}_4 \cdot (\text{CH}_3)_2\text{NH}$	-24.73	-37.14	-13.66
$\text{H}_2\text{SO}_4 + (\text{CH}_3\text{CH}_2)_2\text{NH} \leftrightarrow \text{H}_2\text{SO}_4 \cdot (\text{CH}_3\text{CH}_2)_2\text{NH}$	-27.73	-37.65	-16.53
$\text{H}_2\text{SO}_4 + (\text{CH}_3)_3\text{N} \leftrightarrow \text{H}_2\text{SO}_4 \cdot (\text{CH}_3)_3\text{N}$	-26.01	-36.08	-15.26
$\text{H}_2\text{SO}_4 + (\text{CH}_3\text{CH}_2)_3\text{N} \leftrightarrow \text{H}_2\text{SO}_4 \cdot (\text{CH}_3\text{CH}_2)_3\text{N}$	-29.54	-41.04	-17.30
$\text{H}_2\text{SO}_4 + (\text{CH}_3\text{CH}_2)\text{NH}(\text{CH}_3) \leftrightarrow \text{H}_2\text{SO}_4 \cdot (\text{CH}_3\text{CH}_2)\text{NH}(\text{CH}_3)$	-25.94	-36.78	-14.97
$\text{HSO}_4^- + \text{NH}_3 \leftrightarrow \text{HSO}_4^- \cdot \text{NH}_3$	-9.07	-40.57	1.75
$\text{HSO}_4^- + \text{CH}_3\text{NH}_2 \leftrightarrow \text{HSO}_4^- \cdot \text{CH}_3\text{NH}_2$	-8.68	-33.14	1.20
$\text{HSO}_4^- + \text{CH}_3\text{CH}_2\text{NH}_2 \leftrightarrow \text{HSO}_4^- \cdot \text{CH}_3\text{CH}_2\text{NH}_2$	-10.00	-33.82	0.09
$\text{HSO}_4^- + (\text{CH}_3)_2\text{NH} \leftrightarrow \text{HSO}_4^- \cdot (\text{CH}_3)_2\text{NH}$	-12.73	-40.15	-0.76
$\text{HSO}_4^- + (\text{CH}_3\text{CH}_2)_2\text{NH} \leftrightarrow \text{HSO}_4^- \cdot (\text{CH}_3\text{CH}_2)_2\text{NH}$	-14.37	-43.76	-0.94
$\text{HSO}_4^- + (\text{CH}_3)_3\text{N} \leftrightarrow \text{HSO}_4^- \cdot (\text{CH}_3)_3\text{N}$	-11.27	-39.46	0.50
$\text{HSO}_4^- + (\text{CH}_3\text{CH}_2)_3\text{N} \leftrightarrow \text{HSO}_4^- \cdot (\text{CH}_3\text{CH}_2)_3\text{N}$	-13.35	-44.80	0.01
$\text{HSO}_4^- + (\text{CH}_3\text{CH}_2)\text{NH}(\text{CH}_3) \leftrightarrow \text{HSO}_4^- \cdot (\text{CH}_3\text{CH}_2)\text{NH}(\text{CH}_3)$	-13.49	-38.20	-1.71

Amines enhance atmospheric sulfuric acid nucleation

T. Kurtén et al.

Title Page

Abstract

Introduction

Conclusions

References

Tables

Figures

◀

▶

◀

▶

Back

Close

Full Screen / Esc

Printer-friendly Version

Interactive Discussion

Amines enhance atmospheric sulfuric acid nucleation

T. Kurtén et al.

Table 3. Electronic energies computed for the addition of sulfuric acid to various clusters, at different levels of theory. DZ and TZ correspond to aug-cc-pV(D+d)Z and aug-cc-pV(T+d)Z, respectively. All values correspond to geometries optimized at the RI-MP2/aug-cc-pV(D+d)Z level.

Reaction	ΔE_0 ,	ΔE_0 ,	ΔE_0 ,
	RI-MP2/DZ kcal/mol	RI-MP2/TZ kcal/mol	RI-CC2/TZ kcal/mol
$\text{H}_2\text{SO}_4 + \text{H}_2\text{SO}_4 \leftrightarrow (\text{H}_2\text{SO}_4)_2$	-17.99	-18.97	-19.04
$\text{H}_2\text{SO}_4 \cdot \text{NH}_3 + \text{H}_2\text{SO}_4 \leftrightarrow (\text{H}_2\text{SO}_4)_2 \cdot \text{NH}_3$	-29.51	-30.53	-31.21
$\text{H}_2\text{SO}_4 \cdot (\text{CH}_3)_2\text{NH} + \text{H}_2\text{SO}_4 \leftrightarrow (\text{H}_2\text{SO}_4)_2 \cdot (\text{CH}_3)_2\text{NH}$	-33.66	-34.38	-34.41
$\text{HSO}_4^- + \text{H}_2\text{SO}_4 \leftrightarrow \text{HSO}_4^- \cdot \text{H}_2\text{SO}_4$	-47.11	-48.87	-49.05
$\text{HSO}_4^- \cdot \text{NH}_3 + \text{H}_2\text{SO}_4 \leftrightarrow \text{HSO}_4^- \cdot \text{H}_2\text{SO}_4 \cdot \text{NH}_3$	-49.68	-50.27	-51.23
$\text{HSO}_4^- \cdot (\text{CH}_3)_2\text{NH} + \text{H}_2\text{SO}_4 \leftrightarrow \text{HSO}_4^- \cdot \text{H}_2\text{SO}_4 \cdot (\text{CH}_3)_2\text{NH}$	-59.01	-58.39	-59.40

Title Page

Abstract

Introduction

Conclusions

References

Tables

Figures

◀

▶

◀

▶

Back

Close

Full Screen / Esc

Printer-friendly Version

Interactive Discussion

Amines enhance atmospheric sulfuric acid nucleation

T. Kurtén et al.

Table 4. Enthalpies, entropies and Gibbs free energies computed for the addition of sulfuric acid to various ammonia or dimethylamine-containing clusters, at 298 K and 1 atm reference pressure for all reactants. All values correspond to RI-MP2/aug-cc-pV(D+d)Z geometries and harmonic vibrational frequencies and RI-CC2/aug-cc-pV(T+d)Z electronic energies.

Reaction	ΔH (298 K) kcal/mol	ΔS (298 K) cal/Kmol	ΔG (298 K) kcal/mol
$\text{H}_2\text{SO}_4 + \text{H}_2\text{SO}_4 \leftrightarrow (\text{H}_2\text{SO}_4)_2$	-17.81	-36.51	-6.93
$\text{H}_2\text{SO}_4 \cdot \text{NH}_3 + \text{H}_2\text{SO}_4 \leftrightarrow (\text{H}_2\text{SO}_4)_2 \cdot \text{NH}_3$	-28.74	-48.00	-14.43
$\text{H}_2\text{SO}_4 \cdot (\text{CH}_3)_2\text{NH} + \text{H}_2\text{SO}_4 \leftrightarrow (\text{H}_2\text{SO}_4)_2 \cdot (\text{CH}_3)_2\text{NH}$	-32.70	-44.97	-19.29
$\text{HSO}_4^- + \text{H}_2\text{SO}_4 \leftrightarrow \text{HSO}_4^- \cdot \text{H}_2\text{SO}_4$	-48.20	-47.29	-34.10
$\text{HSO}_4^- \cdot \text{NH}_3 + \text{H}_2\text{SO}_4 \leftrightarrow \text{HSO}_4^- \cdot \text{H}_2\text{SO}_4 \cdot \text{NH}_3$	-49.57	-45.39	-34.75
$\text{HSO}_4^- \cdot (\text{CH}_3)_2\text{NH} + \text{H}_2\text{SO}_4 \leftrightarrow \text{HSO}_4^- \cdot \text{H}_2\text{SO}_4 \cdot (\text{CH}_3)_2\text{NH}$	-56.94	-49.93	-42.05

Title Page

Abstract

Introduction

Conclusions

References

Tables

Figures

◀

▶

◀

▶

Back

Close

Full Screen / Esc

Printer-friendly Version

Interactive Discussion

Amines enhance atmospheric sulfuric acid nucleation

T. Kurtén et al.

Table 5. Ratio of the concentrations of dimethylamine-containing to ammonia – containing neutral and ionic trimer clusters, as a function of the gas-phase concentration ratio of dimethylamine to ammonia, based on the free energies of complex formation given in Tables 2 and 4.

$[(\text{CH}_3)_2\text{NH}]/[\text{NH}_3]$ ratio	$[(\text{H}_2\text{SO}_4)_2 \bullet (\text{CH}_3)_2\text{NH}]/$ $[(\text{H}_2\text{SO}_4)_2 \bullet \text{NH}_3]$ ratio	$[\text{HSO}_4^- \bullet \text{H}_2\text{SO}_4 \bullet (\text{CH}_3)_2\text{NH}]/$ $[\text{HSO}_4^- \bullet \text{H}_2\text{SO}_4 \bullet \text{NH}_3]$ ratio
1:10	$5.2 \times 10^7:1$	$1.5 \times 10^6:1$
1:100	$5.2 \times 10^6:1$	$1.5 \times 10^5:1$
1:1000	$5.2 \times 10^5:1$	$1.5 \times 10^4:1$
1:10000	$5.2 \times 10^4:1$	$1.5 \times 10^3:1$

Title Page

Abstract

Introduction

Conclusions

References

Tables

Figures

◀

▶

◀

▶

Back

Close

Full Screen / Esc

Printer-friendly Version

Interactive Discussion



Amines enhance atmospheric sulfuric acid nucleation

T. Kurtén et al.

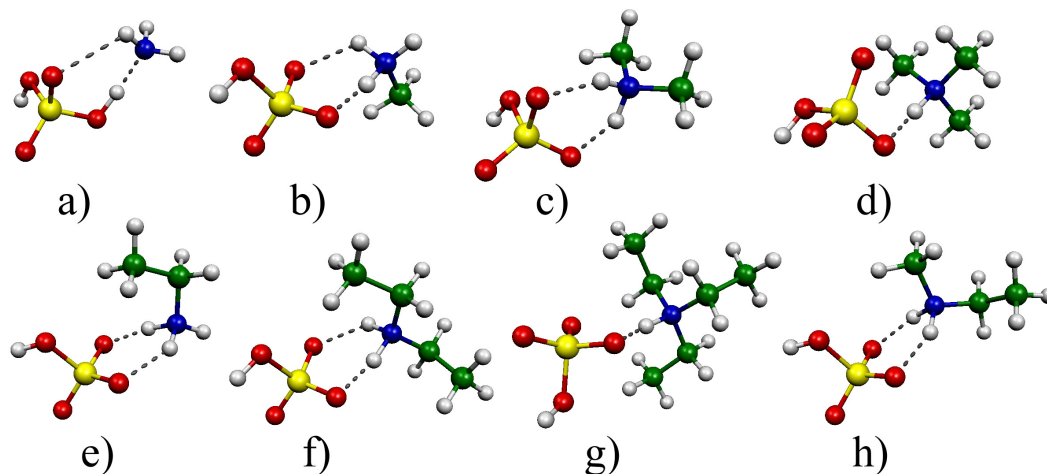


Fig. 1. The structures of dimer clusters containing sulfuric acid and ammonia or various amines: **(a)** $\text{H}_2\text{SO}_4 \cdot \text{NH}_3$, **(b)** $\text{H}_2\text{SO}_4 \cdot \text{CH}_3\text{NH}_2$, **(c)** $\text{H}_2\text{SO}_4 \cdot (\text{CH}_3)_2\text{NH}$, **(d)** $\text{H}_2\text{SO}_4 \cdot (\text{CH}_3)_3\text{N}$, **(e)** $\text{H}_2\text{SO}_4 \cdot \text{CH}_3\text{CH}_2\text{NH}_2$, **(f)** $\text{H}_2\text{SO}_4 \cdot (\text{CH}_3\text{CH}_2)_2\text{NH}$, **(g)** $\text{H}_2\text{SO}_4 \cdot (\text{CH}_3\text{CH}_2)_3\text{N}$, **(h)** $\text{H}_2\text{SO}_4 \cdot (\text{CH}_3\text{CH}_2)\text{NH}(\text{CH}_3)$. Hydrogen bonds are indicated by dashed lines. Color coding: yellow=sulfur, red=oxygen, blue=nitrogen, green=carbon and white=hydrogen.

Title Page

Abstract

Introduction

Conclusions

References

Tables

Figures

◀

▶

◀

▶

Back

Close

Full Screen / Esc

Printer-friendly Version

Interactive Discussion



Amines enhance atmospheric sulfuric acid nucleation

T. Kurtén et al.

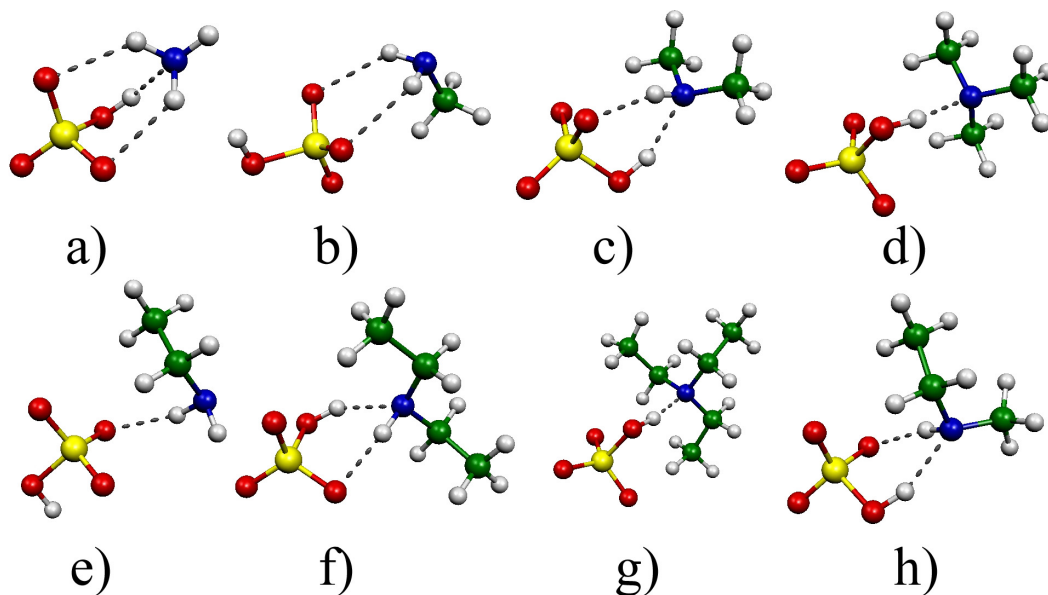


Fig. 2. The structures of ionic dimer clusters containing a hydrogensulfate ion and ammonia or various amines: **(a)** $\text{HSO}_4^- \cdot \text{NH}_3$, **(b)** $\text{HSO}_4^- \cdot \text{CH}_3\text{NH}_2$ **(c)** $\text{HSO}_4^- \cdot (\text{CH}_3)_2\text{NH}$ **(d)** $\text{HSO}_4^- \cdot (\text{CH}_3)_3\text{N}$, **(e)** $\text{HSO}_4^- \cdot \text{CH}_3\text{CH}_2\text{NH}_2$, **(f)** $\text{H}_2\text{SO}_4^- \cdot (\text{CH}_3\text{CH}_2)_2\text{NH}$, **(g)** $\text{HSO}_4^- \cdot (\text{CH}_3\text{CH}_2)_3\text{N}$, **(h)** $\text{HSO}_4^- \cdot (\text{CH}_3\text{CH}_2)\text{NH}(\text{CH}_3)$. Hydrogen bonds are indicated by dashed lines. Color coding as in Fig. 1.

Title Page

Abstract

Introduction

Conclusions

References

Tables

Figures

◀

▶

◀

▶

Back

Close

Full Screen / Esc

Printer-friendly Version

Interactive Discussion



Amines enhance
atmospheric sulfuric
acid nucleation

T. Kurtén et al.

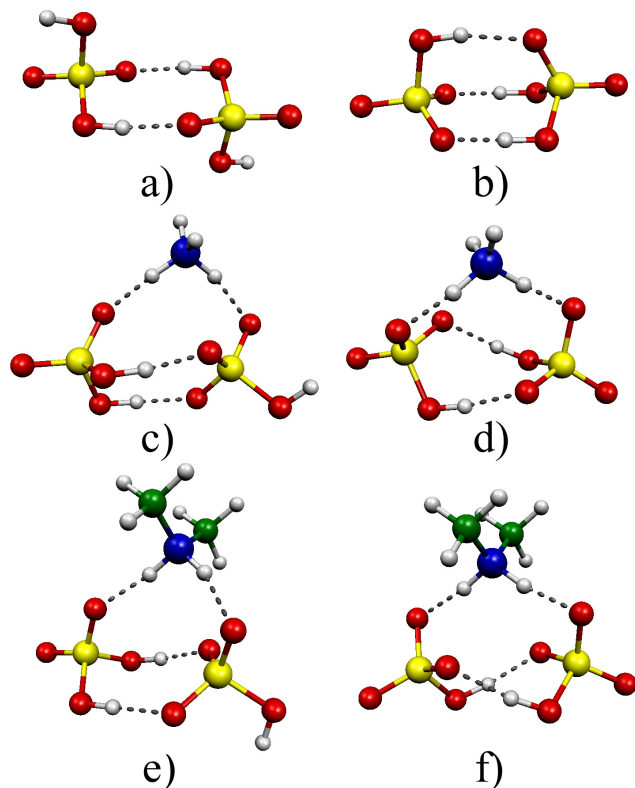


Fig. 3. The structures of most stable cluster structures containing two sulfuric acid molecules or one sulfuric acid and one hydrogen sulfate ion: **(a)** $(\text{H}_2\text{SO}_4)_2$, **(b)** $\text{H}_2\text{SO}_4 \cdot \text{HSO}_4^-$, **(c)** $(\text{H}_2\text{SO}_4)_2 \cdot \text{NH}_3$, **(d)** $\text{H}_2\text{SO}_4 \cdot \text{HSO}_4^- \cdot \text{NH}_3$, **(e)** $(\text{H}_2\text{SO}_4)_2 \cdot (\text{CH}_3)_2\text{NH}$ **(f)** $\text{H}_2\text{SO}_4 \cdot \text{HSO}_4^- \cdot (\text{CH}_3)_2\text{NH}$. Hydrogen bonds are indicated by dashed lines. Color coding as in Fig. 1.

[Title Page](#)[Abstract](#)[Introduction](#)[Conclusions](#)[References](#)[Tables](#)[Figures](#)[◀](#)[▶](#)[◀](#)[▶](#)[Back](#)[Close](#)[Full Screen / Esc](#)[Printer-friendly Version](#)[Interactive Discussion](#)